



PITT BASKETBALL

PROVIDENCE • MARCH 4, 2010 • PETERSEN EVENTS CENTER • PITTSBURGH, PA.

2009-10 SCHEDULE

Date	Opponent	W/L	Time
N1	SLIPPERY ROCK (Exh.)	W	75-64
N8	COKER, S.C. (Exh.)	W	83-40
N13	WOFFORD	W	63-60

O'Reilly Auto Parts CBE Classic

N17	BINGHAMTON (ESPN2)	W	71-46
N19	EASTERN KENTUCKY	W	71-60

O'Reilly Auto Parts CBE Classic (Kansas City, Mo.)

N23	vs. Wichita State (ESPN2)	W	68-55
N24	vs. Texas (ESPN2)	L	78-62

N28	YOUNGSTOWN STATE (FSN)	W	72-56
D2	at Duquesne (CBS-CS)	W-2OT	67-58
D4	NEW HAMPSHIRE	W	47-32

Jimmy V Classic (New York, N.Y.)

D8	vs. Indiana (ESPN)	L	74-64
----	--------------------	---	-------

D12	KENT STATE (ESPN-U)	W	71-59
D19	MOUNT ST. MARY'S	W	66-48
D22	OHIO (FSN)	W	74-49

D28	*DePAUL (ESPN-U)	W	65-52
J2	at *Syracuse (WTAE)	W	82-72
J4	at *Cincinnati (ESPN)	W	74-71
J13	at *Connecticut (ESPN2)	W	67-57
J16	*LOUISVILLE (WTAE)	W-OT	82-77
J20	*GEORGETOWN (ESPN-U)	L	74-66
J24	at *Seton Hall (FSN)	L	64-61
J28	*ST. JOHN'S (ESPN-U)	W	63-53
J31	at *South Florida (FSN)	L	70-61
F3	at *West Virginia (FSN)	L	70-51
F6	*SETON HALL (FSN)	W	83-58
F8	ROBERT MORRIS (FSN)	W	77-53
F12	*WEST VIRGINIA (ESPN)	W-3OT	98-95
F18	at *Marquette (ESPN2)	W	58-51
F21	*VILLANOVA (CBS)	W	70-65
F24	at *Notre Dame (ESPN2)	L	68-53
F27	at *St. John's (FSN)	W	71-64
M4	*PROVIDENCE (ESPN2)		9 p.m.
M6	*RUTGERS (FSN)		4:30 p.m.
M9	at Big East Championship (ESPN)		TBA

GAME
30

PROVIDENCE (12-16, 4-12 Big East) at #17 PITT (22-7, 11-5 Big East)

Wednesday, March 4, 2010 • 9 p.m. ET
Petersen Events Center (12,508) • Pittsburgh, Pa.

TV: ESPN2 (John Saunders and Mike Kelley; Producer: Eric Mosley).

Radio: Pitt Panthers/ISP Sports Radio Network (Bill Hillgrove, Dick Groat and Curtis Aiken), 94.5-FM (WWSW), 970-AM (WBGG). Satellite Radio: Sirius-122 (Pitt feed); XM-143 (Pitt feed).

Internet Radio Broadcast/Live Stats: www.pittsburghpanthers.com.

The Coaches: Pitt: Jamie Dixon, 11th year at Pitt, 7th year as head coach (185-52);

Providence: Keno Davis, 2nd year at PC (31-30), 3rd year overall (59-35).

Rankings: Pitt: AP-17; ESPN-18; Providence: AP-NR; ESPN-NR.

Series: Pitt and Providence meet for the 45th time in series history with Pitt owning a 27-17 advantage. Pitt has claimed eight of the series' last nine matchups and has won five straight home games vs. the Friars. Pitt is 5-0 vs. Providence at the Petersen Events Center.

No. 17 Pitt (22-7, 11-5 Big East) plays the first of its final two regular season games on Thursday, March 4 against Providence (12-16, 4-12 Big East). Tipoff is at 9 p.m. ET at the Petersen Events Center.

The contest will be nationally televised on ESPN2 with John Saunders (play-by-play) and Mike Kelley (color analyst) calling action. Eric Mosley will handle production.

Pitt needs one more victory to secure a two-day bye upon entering the Big East Tournament which begins on Tuesday, March 9. With two Big East regular season games remaining, Pitt enters its contest against Providence in fourth place, a half-game behind third place West Virginia (12-5). Syracuse leads the league with a 15-2 record and will be the No. 1 seed

upon entering the Big East Tournament. Villanova is second at 13-4. Marquette is fifth with at 11-6 and Louisville is sixth at 10-7. Pitt holds head-to-head tiebreakers against Villanova, West Virginia (because of its win at Syracuse), Marquette and Louisville. Pitt can finish anywhere between the No. 2 seed or No. 5 seed.

Ranked in the top-10 in the RPI (as of March 2, 2010), Pitt is the nation's only college basketball program with three wins over top-5 nationally ranked teams: No. 5 Syracuse, No. 5 West Virginia and No. 3 Villanova.

For a Big East leading ninth consecutive season, Pitt has won 20 or more overall games and claimed 10 or more league wins. Pitt is the only school to achieve that honor in the Big

TODAY'S TOP STORYLINES

- Winners of six of its last seven games, Pitt is the only Big East school to win 20 overall and 10 league games in each of the last nine years. Pitt is one of only four programs nationally to win 20+ overall games, 10+ league games and advance to the NCAA Tournament in each of the last nine seasons (Arizona, Gonzaga, Kansas and Pitt).
- Pitt is in its eighth season in the Petersen Events Center, carries a 130-11 overall record (.922 winning percentage) and is 55-10 all-time vs. Big East opponents in the arena. Pitt is 15-1 at home this season.
- Pitt has won 36 of its last 37 home games. Pitt recently completed a 31-game home win streak, which ranks as the second longest in school history and second longest in Petersen Events Center history.
- With 185 career wins, National and Big East Coach of the Year candidate Jamie Dixon ranks in third place on the all-time NCAA Division I wins list after seven seasons as a head coach. The record is 188 wins.



PITT PANTHERS ROSTER NOTES

PROBABLE STARTERS

#	NAME	POS	HT	WT	CL	PPG	RPG	CAREER/2009-10 NOTES
35	Nasir Robinson	F	6-5	220	SO	6.6	5.7	•Eight 10 point games on year
52	Gary McGhee	C	6-10	250	JR	7.3	7.1	•Four double-doubles on year
22	Brad Wanamaker	G	6-4	210	JR	12.1	5.9	•Team leader in assists (128); 73.1% FTpct.
24	Jermaine Dixon	G	6-3	200	SR	10.1	3.6	•BE Def. Player of the Year candidate
12	Ashton Gibbs	G	6-2	190	SO	16.0	2.9	•10 20-pt games, 38.6% (65-169) 3FG%

OFF THE BENCH

1	Travon Woodall	G	5-11	190	FR*	5.1	2.3	•12 pts, 6 assists, 7 rebounds vs. WVU
3	Chase Adams	G	5-10	190	SR	2.0	0.5	•Averages 11.2 minutes off bench in GP
5	Gilbert Brown	F	6-6	210	JR*	10.8	3.1	•Three 20-point games on year
11	Dante Taylor	F	6-9	240	FR	4.0	3.8	•Six points, three dunks at Marquette
21	Lamar Patterson	F	6-5	220	FR	2.3	1.2	•Has not played since Kent State, 12/12
25	Dwight Miller	F	6-8	240	FR*	0.6	1.2	•75 minutes played on season
42	Talib Zanna	F	6-9	225	FR	0.0	0.0	•Freshman from Kaduna, Nigeria
55	J.J. Richardson	F/C	6-7	235	FR	0.9	0.9	•Career-high 9 pts (3-3 FG) at WVU, 2/3
44	Tim Frye	G	6-4	205	JR	0.0	0.0	•Walk-on, 20 career games played
14	Nick Rivers	G	6-0	180	JR	1.0	0.3	•Walk-on in his first year

SERIES HISTORY

PROVIDENCE (27-17)

Games Played: 44.
 Home: 18-3.
 Away: 8-13.
 Neutral: 2 (1-1).
 Overtime: 1 (1-0).
 Big East: 26-16 (H: 18-3; A: 8-13).
 Big East Tournament: 1 (1-0).
 at MSG: 1 (1-0).
 Petersen Events Center: 5 (5-0).
 One-Point Games: 1 (0-1).
 Two-Point Games: 2 (1-1).
 Most Points-Pitt: 117 (2/11/90).
 Fewest Points-Pitt: 48 (2/22/93).
 Most Points-PC: 102 (2/11/90).
 Fewest Points-PC: 48 (2/25/95).
 Largest Pitt Win: 27 (3/2/04).
 Largest PC Win: 21 (3/18/75).
 Longest Pitt Win Streak: 8 (2/4/03-2/12/08).
 Longest PC Win Streak: 4 (1/28/96-1/10/98).
 Last 10: 8-2.
 Last 20: 11-9.

GAME SUMMARY

Game-by-game results are located on page 13.

NATIONAL POLLS (as of March 1, 2010)

ASSOCIATED PRESS POLL

Rk.	School (1st Place)	W-L	Pts.
1.	Syracuse (59)	27-2	1,618
2.	Kansas (6)	27-2	1,550
3.	Kentucky	27-2	1,493
4.	Duke	25-4	1,415
5.	Kansas State	24-4	1,377
6.	Ohio State	23-7	1,232
7.	Purdue	24-4	1,169
8.	New Mexico	27-3	1,151
9.	Villanova	23-5	1,143
10.	West Virginia	22-6	1,024
11.	Michigan State	22-7	960
12.	Butler	26-4	762
13.	Vanderbilt	22-6	741
14.	BYU	26-4	633
15.	Wisconsin	21-7	625
16.	Tennessee	21-7	615
17.	PITT	22-7	612
18.	Gonzaga	24-5	554
19.	Georgetown	19-8	548
20.	Temple	24-5	547
21.	Baylor	22-6	393
22.	Maryland	21-7	249
23.	Texas A&M	20-8	210
24.	UTEP	22-5	124
25.	Xavier	21-7	101

Others receiving votes: Texas 94, Richmond 44, Northern Iowa 32, Oklahoma State 24, Marquette 21, Missouri 13, Illinois 10, Utah State 9.

NOTE:

- Associated Press poll is voted upon by the nation's media (both polls are released on Monday)
- USA Today/ESPN poll is voted on by the nation's coaches

USA TODAY/ESPN COACHES POLL

Rk.	School (1st Place)	W-L	Pts.
1.	Syracuse (23)	27-2	766
2.	Kansas (7)	27-2	741
3.	Kentucky	27-2	698
4.	Duke (1)	25-4	694
5.	Kansas State	24-4	659
6.	Purdue	24-4	585
7.	Ohio State	23-7	559
8.	West Virginia	22-6	526
9.	Villanova	23-5	509
10.	New Mexico	27-3	494
11.	Butler	26-4	480
12.	Michigan State	22-7	429
13.	Tennessee	21-7	346
14.	Gonzaga	24-5	341
15.	BYU	26-4	337
16.	Temple	24-5	293
17.	Wisconsin	21-7	258
18.	PITT	22-7	255
19.	Vanderbilt	22-6	246
20.	Georgetown	19-8	240
21.	UTEP	22-5	121
22.	Baylor	22-6	104
23.	Maryland	21-7	102
24.	Texas A&M	20-8	92
25.	Texas	22-7	43

Others receiving votes: Northern Iowa 40, Xavier 28, Utah State 24, Cornell 15, Clemson 10, Virginia Tech 9, Richmond 8, Saint Mary's 6, UNLV 6.

East in each of the last nine seasons. Pitt won its 20th game on Feb. 18 at Marquette and picked up its 10th league win on Feb. 21 vs. Villanova. Prior to this stretch, the most consecutive 20-win seasons for Pitt Basketball was two in both 1986-87 and 1987-88. The 2009-10 season marks the program's 17th all-time 20-win season in 103 years of Pitt Basketball. Jamie Dixon also became the first head coach in school history to win 20 or more games in seven consecutive seasons.

After winning six of its past

seven games, Pitt enters the matchup after winning 15 of its last 20 games and 19 of its last 25 contests. Pitt recently completed a key four-game stretch in which the Panthers played four opponents who compiled a 77-28 combined record up to this point. It won three of those four games, defeating No. 5 West Virginia, W-3OT 98-95, at Marquette, 58-51 and vs. No. 3 Villanova 70-65. Pitt dropped a 70-65 loss at Notre Dame on Feb. 24. Earlier this year, Pitt completed one of its most difficult schedule stretches in years. For the

first time since it joined the Big East Conference in 1982, Pitt won three consecutive back-to-back-to-back road games at No. 5 Syracuse (87-72), at Cincinnati (74-71) and at No. 16 Connecticut (67-57). It defeated Louisville 82-77 in overtime on Jan. 13 and concluded the stretch with a 74-66 home loss to Georgetown, which snapped the Panthers' 31-game home win streak.

Pitt won its 22nd game of the year with a 71-64 win at St. John's. Using its depth, the Panthers built an early 10-point lead in the first

half and maintained it throughout of the second half. Three Panthers reached double figure scoring including Nasir Robinson (13 points including nine in the first half), Ashton Gibbs (12 points) and Gilbert Brown (13 points).

Pitt dropped a 68-53 loss at Notre Dame on Wednesday. Notre Dame hit an opponent season-high 10-18 3-point field goals and outrebounded Pitt 34-25. The Panthers shot just 42 percent from the floor and reached the free throw line only seven times in the loss. Jermaine

PITT BASKETBALL WEEKLY MEDIA PLANNER

All practices are closed. For more information on coverage of Pitt men's basketball, contact Media Relations Director Greg Hotchkiss at (412) 491-5296.

TUESDAY

March 2

Practice, 2:30 p.m.-4:30 p.m.
 Media
 Opportunity, 5 p.m.

WEDNESDAY

March 3

Practice 2:30 p.m.-4:30 p.m.

THURSDAY

March 4

Providence at Pitt, 9 p.m.
 ESPN2
 94.5 FM/970

FRIDAY

March 5

Practice, 2:30-4:30 p.m.
 No media opportunity

SATURDAY

March 6

Rutgers at Pitt, 4:30 p.m.
 ESPN-R/FSN
 Pittsburgh
 94.5 FM/970

SUNDAY

March 7

Off Day

COLLEGE BASKETBALL'S BEST PROGRAMS OVER THE LAST NINE YEARS

Where Pitt ranks among national winning percentage leaders and top programs over the last nine seasons; updated as of March 1, 2010.

School	2009-10	2001-09	Total	Pct.
Memphis	21-8	231-44	252-52	.829
Kansas	27-2	232-52	259-54	.827
Duke	25-4	225-51	250-55	.820
Gonzaga	24-5	212-50	236-55	.811
PITTSBURGH	22-7	220-56	242-63	.793
Connecticut	17-12	207-63	224-75	.749
Florida	20-9	207-68	227-77	.747
Xavier	21-7	198-70	219-77	.740
Kentucky	27-2	193-77	220-79	.736
Syracuse	27-2	199-79	226-81	.736
Texas	23-7	202-74	225-81	.735
Wisconsin	21-7	193-73	214-80	.728
Illinois	18-11	203-73	221-84	.725
Louisville	19-10	200-73	219-83	.725
North Carolina	15-14	203-73	218-87	.715
Western Kentucky	19-12	186-70	205-82	.714
Michigan State	22-7	188-84	220-91	.707
Marquette	19-9	185-78	204-87	.701
Oklahoma	13-16	187-73	200-89	.692
Southern Illinois	15-14	183-78	198-92	.683
Mississippi State	21-8	179-85	200-93	.683
Oklahoma State	20-8	181-87	201-95	.679
Maryland	21-7	176-90	197-97	.670
Arizona	14-13	180-84	194-97	.667
UCLA	13-15	183-85	196-100	.662
Stanford	13-16	174-83	187-99	.654
Boston College	14-14	170-88	184-102	.643

PITT'S LONGEST HOME COURT WIN STREAKS

Pitt's recently concluded a 31-game home win streak which ranks among the school's all-time longest home win streaks. It also ranks as the second longest win streak in Petersen Events Center history. Pitt won 34 straight to open the arena. Streaks do not include contests played at Mellon Arena/Civic Arena.
*27-game win streak includes Civic Arena games.

No	Streak Dates
40	1/22/01-2/15/04
31	2/27/08-1/20/10
*27	12/10/73-12/23/75
25	12/10/73-12/23/75
16	11/19/05-3/3/06
14	1/31/87-1/25/88
13	2/17/07-1/26/08
12	11/14/06-1/21/07
12	2/9/84-1/22/86
11	1/2/64-12/4/65
10	12/2/92-2/6/93
9	3/6/04-1/2/05
8	11/17/00-1/3/01
7	2/6/62-12/7/63
7	11/23/90-1/12/91
7	11/20/91-2/10/92

PITT'S EIGHT-YEAR SUCCESS (2001-09)

The following is a list of accomplishments achieved by the Pitt Basketball program over the last eight seasons:

- Compiled a 220-56 record over the last six seasons and .797 winning percentage which ranks among the nation's top five best winning percentages during that span. The record also tops the Big East from 2001-09.
- Advanced to the NCAA Elite Eight/Regional Final for the first time since 1974.
- Advanced to the NCAA Sweet Sixteen five times in the last eight seasons. Only two programs (Duke-6 and Kansas-6) have advanced to more Sweet Sixteens during that span.
- Won two Big East Tournament titles (2003 and 2008).
- Captured three Big East regular season titles: 2001-02 Big East West Division, 2002-03 Big East West Division, 2003-04 Big East regular season.
- Advanced to the NCAA Tournament for a school-record eight consecutive seasons.
- One of only eight schools nationwide to advance to the NCAA Tournament in each of the last eight seasons.
- Ascended to the program's first-ever No. 1 national ranking and earned the school's first-ever No. 1 seed in 2008-09.
- Achieved a school record and eighth straight 20-plus win season in 2008-09.
- Averaged 27.5 victories per season over the last eight years.
- Advanced to the Big East Championship title game in seven of the last nine seasons and appeared in three straight seasons from 2001-04.
- Compiled a Big East-best 96-36 (.727) record in league regular season games.
- Finished ranked among the nation's top-10 programs in five of the last eight seasons and ranked among the nation's top-25 in seven of the last eight years.
- Appeared on television 217 times in the last eight years.
- Set the school record with a 40-game win streak which spanned two years and 68 days.
- Opened the Petersen Events Center with a 34-game win streak, a streak which ranks as the third all-time longest win streak to open a new arena in NCAA Division I history.
- Concluded its sixth year in the Petersen Events Center with an 115-10 record and .920 winning percentage.
- Set all school records for attendance.
- Sold out the Petersen Events Center in each of the arena's first seven seasons.

Dixon (13 points) and Ashton Gibbs (11 points) led Pitt.

For the 19th game this year, Pitt will have its roster entirely intact

with the return of its two most experienced players—Gilbert Brown (academic suspension) and Jermaine Dixon (right foot fracture). Dixon

sat out the season's first eight games after suffering a broken right foot in August. Entering the season, Pitt returned just one starter (Dixon) and



2009-10 PITT PANTHERS NUMERICAL ROSTER

#	NAME	POS	HT	WT	CL	EX	HOMETOWN/PREVIOUS SCHOOL(s)
1	Travon Woodall	G	5-11	190	FR*	RS	Brooklyn, N.Y./St. Anthony (N.J.)
3	Chase Adams	G	5-10	190	SR	TR	Baltimore, Md./Centenary/Mt. St. Joseph
5	Gilbert Brown	F	6-6	210	JR*	2L	Harrisburg, Pa./South Kent Prep (Conn.)
11	Dante Taylor	F	6-9	240	FR	HS	Greenburgh, N.Y./National Christian Academy (Md.)
12	Ashton Gibbs	G	6-2	190	SO	1L	Scotch Plains, N.J./Seton Hall Prep
14	Nick Rivers	G	6-0	180	JR	SQ	Phoenix, Ariz./Brophy Prep
21	Lamar Patterson	G/F	6-5	220	FR	HS	Lancaster, Pa./St. Benedict's/J.P. McCaskey
22	Brad Wanamaker	G	6-4	210	JR	2L	Philadelphia, Pa./Roman Catholic
24	Jermaine Dixon	G	6-3	200	SR	1L	Baltimore, Md./Tallahassee J.C./MCI/Blake
25	Dwight Miller	F	6-8	240	FR*	RS	Nassau, Bahamas/St. Pius X (Houston, Texas)
35	Nasir Robinson	F	6-5	220	SO	1L	Chester, Pa./Chester
42	Talib Zanna	F	6-9	225	FR	HS	Kaduna, Nigeria/Bishop McNamara (Md.)
44	Tim Frye	G	6-4	205	JR	2L	Mars, Pa./Mars
52	Gary McGhee	C	6-10	250	JR	2L	Anderson, Ind./Highland Senior
55	J.J. Richardson	F/C	6-7	235	FR	HS	Missouri City, Texas/Fort Bend Hightower

Head Coach: Jamie Dixon (TCU, 1987), begins 7th Year as Head Coach, 11th year at Pitt; **Associate Head Coach:** Tom Herrion (Merrimack, 1989); **Assistant Coach:** Pat Sandle (San Francisco State, 1987); **Assistant Coach:** Brandin Knight (Pittsburgh, 2005); **Director of Basketball Operations:** Brian Regan (Saint Vincent, 1988); **Video Coordinator:** Rasheen Davis (St. Thomas Aquinas, 2002); **Athletic Trainer:** Tony Salesi (Pittsburgh, 1980); **Strength & Conditioning Coach:** Tim Beltz (Northern Colorado, 1995); **Academic Coordinator:** Mike Farabaugh (Pittsburgh, 1987); **Equipment Manager:** Brian Brigger (Xavier, 2004); **Assistant Video Coordinator:** Jordan Marks (Pittsburgh, 2008); **Student Assistant:** Austin Wallace; **Head Team Managers:** Kevin Funston, Dan O'Brien; **Team Managers:** Ben Blount, Quinn Cozzens, Jared Dorfman, Matt Falcon, Zach Hess, Brendan Kozlowski, Shamus McNulty, Elan Sternberg, Melanie Wilmot; **Administrative Assistant:** Beth Schoedel

RECORD WHEN...

Controlling the tip:	18-2
Scoring first:	12-0
Leading at the half:	16-1
Trailing at the half:	6-5
Tied at half:	0-1
Leading with 5:00 left:	18-0
Trailing with 5:00 left:	4-7
Tied with 5:00 left:	0-0
In Overtime:	3-0
Double Overtime:	2-0
Triple Overtime	1-0
Pitt outrebounds opp.:	18-4
Pitt is outrebounded:	3-3
Rebounds are equal:	1-0

Pitt commits more TO:	14-5
Pitt forces more TO:	7-2
Turnovers are equal:	1-0

Pitt has more FTA:	21-2
Opp. has more FTA:	1-5
FT attempts are equal:	0-0
Pitt shoots better than 60%:	0-0
Pitt shoots better than 50%:	9-0
Pitt shoots less than 50%:	14-7
Opp. shoots better than 50%:	0-2
Opp. shoots less than 40%:	18-4
Opp. shoots less than 40%:	12-2
Pitt outshoots opp. (FG%)	19-1
Opp. outshoots Pitt (FG%)	3-6
Shooting is tied (%)	0-0
Pitt hits 40% of 3FG:	10-0
Pitt hits less than 40% of 3FG:	13-6
Pitt outshoots opp. (3FG):	17-2

Pitt hits at least 70% of FTA:	15-2
Pitt hits at least 60% of FTA:	17-4

Pitt bench outscores opp.:	12-3
Opp. bench outscores Pitt:	8-4
Bench scoring is equal:	2-0
Following a Pitt win:	16-5
Following a Pitt loss:	5-2

3 score in double figures:	10-2
4 score in double figures:	7-0
5+ in double figures:	1-0

UNIFORMS

White uniforms:	14-3
Blue uniforms:	6-4
Gold uniforms:	2-0

MONTHS OF THE YEAR

In November:	5-1
In December:	6-1
In January:	5-3
In February:	6-2
In March:	0-0

DAYS OF THE WEEK

Monday	4-0
Tuesday:	2-2
Wednesday:	2-3
Thursday	3-0
Friday:	3-0
Saturday:	7-0
Sunday:	1-2

BIG EAST'S CONSECUTIVE NCAA TOURNEY APPEARANCES

Team	No.
PITT	8
Villanova	5
Marquette	4
Louisville	3
Notre Dame	2
West Virginia	2
Connecticut	2
Syracuse	1
DePaul	0
Georgetown	0
South Florida	0
St. John's	0
Providence	0
Rutgers	0
Cincinnati	0
Seton Hall	0

six letterwinners from its 2008-09 squad. Through its first 10 games, Pitt started five players that had accumulated just one previous career start. Dixon made his return vs. Indiana after sitting out the first eight games while recovering from a broken fifth metatarsal in his right foot. For a rundown on how much experience Pitt had in the early going this season, please take a look at the chart on page 6.

Pitt entered the 2009-10 season with the goal of replacing four departed starters including NBA players in center DeJuan Blair (San Antonio Spurs) and small forward Sam Young (Memphis Grizzlies), along with power forward Tyrell Biggs (playing professionally in Greece) and point guard Levance Fields (playing professionally in Russia). Over the last four seasons, the four-some combined for 286 career starts, 4,714 points, 2,282 rebounds and 932 assists. Fields and Young both scored over 1,000 career points and DeJuan Blair scored 979 points.

Providence enters the game with a 12-16 overall and 4-12 Big East record. The Friars have lost eight games in a row. Coached by Keno Davis, the Friars are led by Jamine Peterson (19.3 ppg., 9.9 rpg.), Sharaud Curry (15.5 ppg.), Marshon Brooks (14.4 ppg.) and Vincent Council (9.8 ppg.). Pitt has claimed eight of the series' last nine games and has won five straight matchups in Pittsburgh. Pitt also owns a 5-0 record vs. Providence in the Petersen Events Center.

BIG EAST'S ALL-TIME WINNINGEST COACHES BY PERCENTAGE

(Conference Regular Season and Championship Games combined as of March 2, 2010 and according to Big East records)

Coach, Team	W	L	Pct.	Yrs.	BEChamp.
JAMIE DIXON, PITT	93	40	.699	7	11-5, .688
John Thompson, Gtown	231	123	.653	20	33-13, .717
Jim Calhoun, Connecticut	291	159	.647	24	28-16, .636
Jim Boheim, Syracuse	365	202	.644	31	42-24, .636
Lou Carnesecca, St. John's	139	80	.635	13	12-11, .478
Mike Jarvis, St. John's	57	36	.613	5	7-4, .636
Ben Howland, Pitt	46	29	.613	4	8-3, .727
Rollie Massimino, Villanova	123	92	.572	12	13-12, .520

WHERE PITT RANKS NATIONALLY IN THE 2009-10 NCAA STATISTICS

Source: www.ncaa.org, (through games as of February 28, 2010)

Category	Rank	Average
Won-Loss Percentage	29	75.9
Scoring Offense	193	68.2
Scoring Defense	35	61.7
Scoring Margin	72	6.5
Field Goal Percentage	133	44.3
Field Goal Percentage Defense	32	39.7
Three-Point Field Goals Per Game	262	5.2
Three-Point Field Goal Pct.	168	34.2
Three-Point FG Pct. Defense	44	4.6
Free Throw Percentage	142	69.9
Rebound Margin	44	4.6
Assists Per Game	26	15.7
Assist:Turnover Ratio	30	1.25
Blocked Shots Per Game	80	4.3
Steals Per Game	310	5.1
Turnovers Per Game	75	12.6
Turnover Margin	272	-1.8
Personal Fouls Per Game	82	17.3

NCAA DIVISION I BEST COACHING STARTS AFTER SEVEN SEASONS (by wins)

Moving forward into his seventh season as a head coach, Jamie Dixon is already ranked among NCAA Division I all-time wins leaders after seven seasons as a head coach. Here is where he stands:

Coach, Team	Seasons	W-L	Pct.
Mark Few, Gonzaga	2000-06	188-41	.821
Everett Case, North Carolina State	1947-53	187-45	.806
JAMIE DIXON, PITT	2003-current	185-52	.781
Roy Williams, Kansas	1989-95	184-51	.783
Thad Matta, Butler-Xavier-Ohio State	2001-07	183-53	.775
Larry Brown, UCLA-Kansas	1980-81, 84-88	172-60	.741
Bruce Stewart, WV Wesleyan-MTSU	1983-89	172-60	.741
Tom Izzo, Michigan State	1996-02	167-65	.720
Bruce Weber, Southern Ill.-Illinois	1999-05	166-63	.725
Jerry Tarkanian, LBSU-UNLV	1969-75	160-28	.851
Denny Crum, Louisville	1972-78	162-44	.786
Howard Hobson, So. Oregon-Oregon	1933-39	162-48	.771

At home, Pitt is 15-1 on the year and recently concluded a 31-game home win streak. It also is 55-10 vs. Big East opponents at the Petersen

Events Center. In addition, Pitt owns a 46-game win streak against non-conference opponents at home. Pitt also owns a 75-1 record vs. non-

BIG EAST'S BEST PROGRAMS OVER THE PREVIOUS NINE SEASONS (2001-10)

Totals are as of March 2, 2010.

School	Big East		Overall	
	W-L	Pct.	W-L	Pct.
PITT	107-41	.723	242-63	.793
Connecticut	103-45	.696	224-75	.749
Syracuse	95-53	.642	226-81	.736
Louisville	58-26	.690	219-83	.725
Marquette	53-31	.631	204-87	.701
Villanova	89-59	.601	201-96	.677
West Virginia	74-75	.497	176-95	.649
Notre Dame	84-64	.568	186-102	.646
Georgetown	81-68	.544	178-101	.636
Cincinnati	35-49	.417	179-106	.628
Seton Hall	63-85	.426	143-126	.532
Providence	62-86	.419	142-132	.518
DePaul	21-62	.253	127-138	.470
St. John's	47-101	.318	127-144	.469
Rutgers	48-100	.324	126-148	.460
South Florida	18-65	.217	112-154	.421

SCHOOLS EARNING NCAA TOURNAMENT BERTHS IN EACH OF THE LAST EIGHT YEARS

Pitt is one of only eight NCAA Division I schools to advance to the NCAA Tournament in each of the last eight seasons (2001-09). Those programs include: Arizona, Duke, Gonzaga, Kansas, Michigan State, **PITT**, Texas and Wisconsin.

CURRENT NCAA TOURNAMENT APPEARANCE STREAKS

With its eighth consecutive NCAA Tournament appearance in 2008-09, Pitt has put together one of the nation's longest current NCAA Tournament appearance streaks. Here is where Pitt ranks according to the NCAA Recordbook:

School	Consecutive App.	Years
Arizona	25	1985-2009
Kansas	20	1990-2009
Duke	14	1996-2009
Michigan State	12	1998-2009
Gonzaga	11	1999-2009
Texas	11	1999-2009
Wisconsin	11	1999-2009
PITT	8	2002-2009

PITT PICKED TO FINISH NINTH IN BIG EAST CONFERENCE COACHES' POLL

NEW YORK, N.Y.—Typically picked to finish lower than they end up, the Pitt men's basketball team was selected by league coaches to finish ninth among 16 teams at the Big East Conference's annual media day at Madison Square Garden on October 21st.

In a vote of league coaches, Pitt earned 119 points. Villanova was picked to win the league title with 218 points and 10 first place votes, while West Virginia finished second with 215 points and five first place votes.

The ninth place preseason ranking is Pitt's lowest since it was selected to finished fifth out of six teams in the Big East West Division (approximately 10th out of 12 teams overall) prior to the 2001-02 season. That season, Pitt won the Big East West Division with a 13-3 record, finished with

a 29-6 overall record and advanced to the NCAA Sweet Sixteen that year.

2009-10 PRESEASON BIG EAST COACHES' POLL

Rk.	Team	Points
1.	... Villanova (10)	218
2.	... West Virginia (5)	215
3.	... Connecticut (1)	185
4.	... Louisville	179
5.	... Georgetown	161
6.	... Syracuse	152
7.	... Cincinnati	135
8.	... Notre Dame	132
9.	... PITT	119
10.	... Seton Hall	110
11.	... St. John's	82
12.	... Marquette	78
13.	... Providence	52
14.	... South Florida	44
15.	... Rutgers	43
16.	... DePaul	15

**first place votes in parenthesis*

BIG EAST TEAMS BY LEAST EXPERIENCE

According to statsheet.com, Pitt has the least experienced team in the Big East this season.

Rk.	Team	Avg.	FR	SO	JR	SR
1.	PITT	2.23	6	2	4	2
2.	Georgetown	2.31	4	3	5	0
3.	Rutgers	2.32	5	4	3	1
4.	DePaul	2.36	5	5	4	1
5.	Cincinnati	2.42	4	2	6	2
6.	Providence	2.45	5	1	4	2
7.	Villanova	2.49	5	1	3	4
8.	Syracuse	2.50	6	4	2	2
9.	Louisville	2.59	4	5	1	4
10.	Connecticut	2.74	5	2	2	4
11.	St. John's	2.76	2	1	9	0
11.	West Virginia	2.76	3	4	5	2
13.	Seton Hall	2.79	1	4	6	2
14.	South Florida	2.84	4	2	2	3
15.	Marquette	3.06	3	2	4	3
16.	Notre Dame	3.50	3	0	4	5

conference opponents in the Petersen Events Center and has claimed 96 of its last 97 home games against regular season non-conference opponents.

Pitt is in its eighth season in the Petersen Events Center with a 130-11 all-time record and .922 winning percentage. The .922 winning percentage ranks among the nation's best homecourt records over the last eight years (see chart page 8). Pitt has won 60 of its last 70 Big East home games. Only two opponents

(Louisville and Georgetown) have defeated the Panthers two times in the Petersen Events Center.

With its 11-2 final non-conference record this year, Pitt has claimed 10 or more non-conference games for the ninth consecutive season.

Pitt is in the midst of its 103rd basketball campaign and 2009-10 season after it amassed a 31-5 record, placed second in the Big East with a 15-3 slate, advanced to the NCAA Regional/Elite Eight for the first

time in 35 years, ascended to the nation's No. 1 national ranking for the first time in school history, completed a perfect 19-0 home record and earned a No. 1 seed upon entering the NCAA Tournament for the first time in program history.

Over the last nine years, Pitt has proven to be the winningest basketball program in the Big East Conference and one of the nation's top-5 winningest programs. From 2001-10, Pitt owns the league's top record in overall games (242-63) and in

league games (107-41). It has averaged 12.0 league wins and 27.5 overall wins per year during that period. Pitt is the only Big East Conference school to win 20 or more overall games and 10 or more league contests in each of the last eight seasons. In 2008-09, Pitt set a school record with its eighth consecutive 20-overall win and 10-league win season. Prior to the 2001-02 season, Pitt won 20 or more games in only two consecutive seasons. Pitt has now won 20 or more games for the

PETERSEN EVENTS CENTER NUMBERS

In its eighth basketball season, the Petersen Events Center has provided Pitt a tremendous homecourt advantage. Consider the following facts:

Total Games: 141 (100th all-time game: vs. Rutgers, Jan. 26, 2007)
Overall Record: 130-11 (.922)
Big East Record: 55-10 (.846)
Non-Conference Record: 75-1 (.987)

Most Consecutive Wins at the Petersen Events Center: 34 (11/23/02-2/29/04); 31 (2/27/08-1/20/10)
Most Consecutive Losses: 2 (two times)
Most Consecutive Non-Conference Wins: 47 currently (11/19/05-current), 28 (11/23/02-1/2/05)
Most Consecutive Non-Conference Losses: 1 (Bucknell)

Average Victory Margin: 17.9 points per game (9928-7598, 130 wins)
Average Non-Conference Victory Margin: 21.9 (5781-4133, 75 wins)
Average Margin of Loss: 5.6 points (Pitt: 700, Opp: 762, 11 losses)
Pitt Victories by 10 points or more: 104
Pitt Victories by 20 points or more: 54
Pitt Victories by 30 points or more: 16
Pitt Victories by 40 points or more: 4

Pitt Points Per Game: 75.7 ppg.
Opponents' Points Per Game: 59.2 ppg.

Opponents held to 60 points or less: 81 of 141
Opponents held to 70 points or less: 124 of 141
Big East Opponents held to 60 points or less: 24 of 65
Big East Opponents held to 70 points or less: 52 of 65
Non-Conference Opp. held to 60 points or less: 57 of 76
Non-Conference Opp. held to 70 points or less: 72 of 76
Most Consecutive Opponents held to 60 points or less: 10 (3/7/09-1/16/10); 9 (11/27/02-1/18/03)
Most Consecutive Opponents held to 70 points or less: 22 (1/17/04-2/23/05); 21 (11/23/02-12/13/03)

Most Points Scored by Pitt: 103 (Houston Baptist, Nov. 9, 2007)
Most Points Scored-Opponent: 97 (Notre Dame, Jan. 4, 2006)
Least Points Scored by Pitt: 46-OT (Syracuse, Feb. 29, 2004)
Least Points Scored-Opponent: 32 (New Hampshire, Dec. 4, 2009)

Largest Victory: 47 points (Buffalo, Nov. 23, 2007, 92-45)
Largest Loss: 13, two times (Rutgers, Jan. 26, 2008, 77-64; Louisville, Feb. 12, 2007, 66-53)
Closest Win: 1, two times (West Virginia, Feb. 7, 2008, 55-54; Georgetown, Jan. 25, 2003, 65-64)
Largest Big East Win: 36 (West Virginia, Feb. 12, 2003, 82-46)
Largest Big East Loss: 13 two times (Louisville, Feb. 12, 2007, 66-53; Rutgers, 1/26/08, 77-64)
Longest Game: 3OT (West Virginia, Feb. 12, 2010, 98-95 win).

Record vs. Ranked Teams (AP poll): 12-4
Record vs. Top-5 nationally ranked teams: 7-0
Record on Senior Day: 5-2
Record on Opening Day: 7-0
Overtime Record: 3-2
Double Overtime Record: 1-0
Triple Overtime Record: 1-0

PITT'S LOSSES AT PETERSEN EVENTS CENTER (11)

Date	Opponent	W/L	Pitt	Opp	Margin
Feb. 24, 2004	*Syracuse (OT)	L	46	49	-3
Jan. 2, 2005	Bucknell	L	66	69	-3
Jan. 5, 2005	*Georgetown	L	64	67	-3
Feb. 23, 2005	*West Virginia	L	66	70	-4
Feb. 26, 2005	*Connecticut	L	64	73	-9
March 3, 2006	*Seton Hall	L	61	65	-4
Jan. 21, 2007	*Marquette (OT)	L	74	77	-3
Feb. 12, 2007	*Louisville	L	53	66	-13
Jan. 26, 2008	*Rutgers	L	64	77	-13
Feb. 24, 2008	*Louisville	L	73	75	-2
Jan. 20, 2010	*Georgetown	L	66	74	-8
	Total		700	762	-62

Note: Louisville and Georgetown are the only two programs to defeat Pitt two different times at the Petersen Events Center.

WHAT PITT RETURNED IN 2009-10

Category	Percent Returning
Last year's starters:	20% (1 of 5)
Last year's total starts:	21% (37 of 180)
Team's top-10 in minutes played:	60% (6 of 10)
Total minutes played:	42% (3075 of 7200)
Points scored:	34% (945 of 2801)
Field goals made:	32% (330 of 1040)
Field goal attempts:	35% (751 of 2173)
3-point FG made:	47% (105 of 225)
3-point FG attempts:	48% (306 of 639)
Offensive rebounds:	22% (115 of 533)
Defensive rebounds:	39% (354 of 899)
Total rebounds:	33% (469 of 1432)
Assists:	40% (256 of 633)
Turnovers:	45% (197 of 436)
Blocked shots:	40% (55 of 139)
Steals:	47% (115 of 246)

PRODUCTION RETURNED WITHOUT BROWN AND DIXON (through season's first 10 games)

Category	Percent Returning
Last year's starters:	0% (0 of 5)
Last year's total starts:	0.005% (1 of 180)
Team's top-10 in minutes played:	40% (4 of 10)
Total minutes played:	22% (1569 of 7200)
Points scored:	17% (469 of 2801)
Field goals made:	15% (155 of 1040)
Field goal attempts:	16% (351 of 2173)
3-point FG made:	28% (62 of 225)
3-point FG attempts:	25% (158 of 639)
Offensive rebounds:	11% (56 of 533)
Defensive rebounds:	25% (221 of 899)
Total rebounds:	19% (277 of 1432)
Assists:	22% (142 of 633)
Turnovers:	29% (126 of 436)
Blocked shots:	15% (21 of 139)
Steals:	20% (48 of 246)

WINNINGEST ACTIVE COACHES BY PCT.

(Records as of March 2, 2010)

Coach	2009-10	Previous	Total	Total
	W-L	W-L	W-L	Pct.
Mark Few, Gonzaga	24-5	262-65	286-70	.803
Roy Williams, North Carolina	15-14	593-141	608-155	.797
JAMIE DIXON, PITT	22-7	163-45	185-52	.781
Bruce Pearl, Tennessee	21-7	415-121	436-128	.773
John Calipari, Kentucky	27-2	445-140	472-142	.768
Bo Ryan, Wisconsin	21-7	576-175	597-182	.766
Mike Krzyzewski, Duke	25-4	833-274	858-278	.755
Thad Matta, Ohio State	23-7	229-76	252-83	.752
Jim Boheim, Syracuse	27-2	799-288	826-290	.740
Bob Huggins, West Virginia	23-6	639-234	662-240	.734
Rick Pitino, Louisville	19-10	552-197	571-207	.734
Tubby Smith, Minnesota	17-11	428-171	445-182	.710

17th time in school history. In addition, Pitt is one of only four programs nationwide to advance to the NCAA Tournament, win 20 overall games and 10 league games in each of the last eight seasons. Those programs include Arizona, Gonzaga, Kansas and Pitt. In addition, Jamie Dixon became the first head coach

in program history to win 20-plus games in seven straight years. He is the only coach in school history to guide Pitt to a 30-win season (two times: 31 in 2003-04 and 30 in 2008-09).

Last year, Pitt posted a school record eighth consecutive NCAA Tournament berth. Previously, Pitt

MOST NCAA SWEET SIXTEEN APPEARANCES IN LAST EIGHT YEARS

Since 2002, Pitt is one of only five schools nationwide to advance to the NCAA Sweet Sixteen at least five times over the last eight years. Pitt has advanced to Sweet Sixteen action in 2002, 2003, 2004, 2007 and 2009. Here is a chart depicting where Pitt ranks among schools over the last eight years:

School	App. since 2002
Duke	6
Kansas	6
Texas	5
PITT	5
Connecticut	5

PITT'S LONGEST ROAD WIN STREAKS

Wins	Date
11	1927-28
6	1/4/07-2/24/07
6	12/4/73-2/16/74
6	1/12/86-2/7/87
6	1/11/57-2/15/58
6	12/1932-2/1933
6	3/2/28-1/1929
5	2/28/08-1/24/10
5	1929-30
5	2/6/34-3/1934

had made three straight NCAA Tournament appearances from 1987-89. Pitt is one of only eight schools nationally to advance to the NCAA Tournament in each of the last eight seasons. The others include Arizona, Duke, Gonzaga, Kansas, Michigan State, Pitt, Texas and Wisconsin.

Pitt has won 35 of its last 45 overall games, 162 of its last 210 contests, 73 of its last 106 Big East regular season games and 105 of its last 113 non-conference games.

PITT WINS WITH DEFENSE

Pitt is the Big East's best defensive team. It has put up some impressive numbers on defense this season. Here is where Pitt ranks among Big East Conference schools in the three team defensive categories (as of March 2, 2010):

Category	Rank	Avg.
Scoring Defense	1st	61.7
FG% Defense	3rd	39.7

YEAR-BY-YEAR NON-CONFERENCE RECORDS

A look at Pitt's non-conference records since joining the Big East Conference:

Year	W-L	Pct.
1982-83	7-4	.636
1983-84	12-2	.857
1984-85	9-3	.750
1985-86	9-3	.750
1986-87	12-3	.800
1987-88	11-2	.846
1988-89	7-5	.583
1989-90	6-5	.545
1991-92	9-6	.600
1992-93	8-1	.889
1993-94	6-2	.750
1994-95	4-4	.500
1995-96	5-3	.625
1996-97	7-6	.538
1997-98	5-3	.625
1998-99	9-2	.818
1999-00	8-3	.727
2000-01	9-4	.692
2001-02	11-1	.917
2002-03	10-1	.909
2003-04	14-0	1.000
2004-05	10-1	1.000
2005-06	11-0	1.000
2006-07	13-2	.867
2007-08	12-1	.923
2008-09	13-0	1.000
2009-10	11-2	.846
Total	248-69	.782

PITT'S BEST HOME COURT WINNING PERCENTAGES

Pitt's 15-1 home record in 2009-10 ranks among the school's top home winning percentages (modern era):

Year	W-L	Pct.
2008-09	19-0	1.000
2002-03	16-0	1.000
1973-74	13-0	1.000
1974-75	10-0	1.000
2003-04	19-1	.950
2005-06	16-1	.941
2001-02	16-1	.941
2009-10	15-1	.938
1963-64	10-1	.909
1987-88	10-1	.909
1990-91	9-1	.900
2007-08	16-2	.889
2006-07	16-2	.889

3FG% Defense 2nd 30.9

Here is what Pitt has accomplished on defense this season:

PITT'S BEST DEFENSIVE SEASONS

Pitt has yielded 61.7 points per game in 2009-10. Here is where that mark ranks among the school's best defensive points per game averages:

PPG	Year	W-L
56.4	2003-04	31-5
59.2	2002-03	28-5
59.3	1951-52	10-12
60.9	2001-02	29-6
61.7	2009-10	22-7
62.0	1950-51	9-17
62.8	2006-07	29-8
63.1	2005-06	25-8
63.5	2004-05	20-8
64.7	1983-84	18-13
64.8	1979-80	17-12
65.1	2007-08	27-10
65.4	2008-09	31-5

TOP BIG EAST CONSECUTIVE WIN STREAKS

Here is a look at Pitt's longest regular season conference win streaks:

Wins	Date
12	2/2/02-1/25/03
10	2/18/03-1/17/04
8	2/28/09-1/20/10
8	1/24/87-2/14/87
6	1/31/09-1/24/09
6	1/9/88-2/3/88
6	2/28/05-1/21/06
5	1/24/07-2/12/07
5	1/4/07-1/21/07
4	12/31/08-1/17/09
4	3/3/01-1/8/02
4	3/4/95-1/13/96
4	1/12/93-1/23/93
4	2/11/89-2/20/89
4	2/2/85-2/13/85
4	1/29/83-2/7/83

- Held its opponents to a Big East team leading 61.7 points per game. That mark ranks No. 32 nationally (as of Feb. 28).
- Opponents have shot just 39.7 percent vs. Pitt, which ranks No. 32 nationally (as of March 2) and just 30.9 percent from 3-point range.
- Held 16 of its first 29 opponents to 60 points or less and 22 of 29 opponents to 70 points or less. Pitt also has held four opponents to 50 points or less (49-Ohio, 48-Mount St. Mary's, 32-

PITT'S WINNINGEST SEASONS

A look at Pitt's all-time 20-win seasons (by victories):

Year	W-L
2008-09	31-5
2003-04	31-5
2001-02	29-6
2006-07	29-8
2002-03	28-5
2007-08	27-10
1973-74	25-4
2005-06	25-8
1986-87	25-8
1987-88	24-7
1929-30	23-2
2009-10	22-7
1927-28	21-0
1990-91	21-12
1930-31	20-4
2004-05	20-9
1981-82	20-10

New Hampshire and 46-Binghamton).

- Pitt yielded just 72 points to No. 5 Syracuse on Jan. 2, an astounding 15 points below the Orange's average coming into the game.
- Villanova scored just 65 points against Pitt on Feb. 21, an amazing 20 points below its season average coming into the game (85.0 ppg).
- Pitt has held 20 of its first 29 opponents to sub-43 percent field goal shooting. Eleven opponents have shot 40 percent or below vs. Pitt.

ASHTON GIBBS SETS SCHOOL RECORDS FOR MOST CONSECUTIVE FREE THROWS MADE WITH 46 AND BEST GAME PERFORMANCE

Sophomore guard Ashton Gibbs converted a school record 46 consecutive free throws dating from the 6:03 mark of the first half against Texas on Nov. 24, 2009 to the final three seconds against Cincinnati on Jan. 4, 2010. Against Syracuse on Jan. 2, 2010, he surpassed the previous record of 34 set by a trio of players including Jason Matthews in 1988-89, Sean Miller in 1987-88 and Don Hennon in 1957-58.

Recently, Gibbs went on another streak and threatened his own record by hitting 31 straight free throws. The streak ran from the second half of the Connecticut game (Jan. 13) to the second half of the West Virginia game (Feb. 2). He was

threatening to break the school record for most consecutive free throws made in Big East play, which is 40 set by Sean Miller in 1990-91.

Gibbs also tied a school record for best free throw percentage in a game with a perfect 14-14 performance at Seton Hall on Jan. 24, 2010. Gibbs tied the record held by Jerry McCullough (15-15 vs. Marshall on Dec. 5, 1992) and Brian Shorter (14-14 vs. Syracuse on Jan. 7, 1991).

Gibbs ranks among the nation's top-10 and leads the Big East with a 88.9 free throw percentage. Here is where Gibbs ranks on Pitt's consecutive free throws made list:

CONSECUTIVE FREE THROWS MADE

46	Ashton Gibbs	2009-10
34	Jason Matthews	1988-89
34	Sean Miller	1987-88
34	Don Hennon	1957-58

PITT'S BEST BIG EAST ROAD RECORDS

Pitt's 5-4 road record in Big East play ranks among school records for best road winning percentage. A look at Pitt's best Big East road records:

Year	W-L	Pct.
2006-07	6-2	.750
2001-02	6-2	.750
2003-04	6-2	.750
1986-87	6-2	.750
1987-88	6-2	.750
2008-09	6-3	.667
2002-03	5-3	.625
2009-10	5-4	.555

PITT'S LONGEST WIN STREAKS

Wins	Date
22	12/4/73-2/20/74
21	1927-28
19	2/9/29-2/1/30
18	11/14/03-1/17/04
16	11/14/08-1/17/09
15	11/19/05-1/21/06
15	2/5/15-1916
13	1933-34
11	11/9/07-12/29/08
11	2/18/03-3/23/03
10	11/12/06-12/16/06
9	11/23/02-12/28/02
9	11/28/87-1/2/88
9	1/25/78-2/17/79
9	1930-31

NATION'S TOP HOMECOURT WINNING PERCENTAGES (LAST EIGHT SEASONS, 2002-10)

(Research is from the opening of Pitt's Petersen Events Center to March 2, 2010)

School	W-L	Pct.	09-10	08-09	07-08	06-07	05-06	04-05	03-04	02-03
Overall										
Kansas	129-7	.949	18-0	18-0	20-0	16-2	14-2	15-1	15-1	13-1
Gonzaga	100-7	.935	14-1	11-1	13-1	13-2	15-0	13-0	11-0	10-2
Duke	121-9	.931	18-0	16-1	15-1	15-4	14-1	14-1	14-1	15-0
Wisconsin	122-10	.924	15-1	12-3	16-2	19-0	14-2	15-1	15-0	16-1
PITT	130-11	.922	15-1	19-0	16-2	16-2	16-1	13-4	19-1	16-0
Michigan State	112-12	.903	13-2	12-2	17-0	18-1	12-2	14-1	12-2	14-2
Memphis	127-14	.901	15-3	15-1	17-1	16-0	19-1	15-6	15-0	14-2
Connecticut	120-17	.876	15-3	13-2	16-1	15-5	16-0	14-3	17-1	14-2
Oklahoma State	107-16	.870	15-1	14-2	13-3	14-2	11-5	12-1	15-0	13-2
Florida	115-18	.865	12-3	16-1	15-4	17-0	16-2	13-3	11-4	15-1
Southern Illinois	94-16	.855	9-5	8-6	12-3	12-0	11-2	15-0	13-1	14-0
North Carolina	106-19	.848	12-5	14-1	14-2	15-1	13-4	15-0	12-2	11-4
Illinois	103-20	.837	12-4	14-3	7-8	14-3	15-1	15-0	12-1	14-0
Syracuse	121-24	.834	14-2	16-3	14-5	16-4	14-5	16-2	14-3	17-0
Kentucky	104-22	.825	17-0	12-6	14-4	14-2	10-5	14-1	11-2	12-1
Arizona	99-26	.792	9-5	14-3	11-6	11-5	12-3	15-1	13-2	14-1

31	Ashton Gibbs	current
29	Terry Knight	1978-79

BEST GAME FREE THROW PERFORMANCES

1.00	Jerry McCullough	12/5/92	vs. Marshall (15-15)
1.00	Ashton Gibbs	1/24/10	at Seton Hall (14-14)
1.00	Brian Shorter	1/7/91	vs. Syracuse (14-14)

PITT'S THREE-HEADED CENTER

With junior Gary McGhee and freshman Dante Taylor, Pitt has two centers that offer different intangibles. Both players are in their first year of splitting minutes. Combining the two Pitt center's statistics, the Panthers are receiving 11.4 points, 10.9 rebounds (4.3 off. rpg) and 2.3 blocks per game. Those numbers are identical to the numbers DeJuan Blair produced as a freshman at Pitt in 2007-08: 11.6 points and 9.1 rebounds per game.

Individually, McGhee has put up three double-doubles on the year and has emerged as one of the best defensive centers at Pitt over the past decade. He has also shown tremendous improvement over the past year.

Also, freshman J.J. Richardson has been productive as of late. He came off the bench to score nine points and grab four rebounds at West Virginia on Feb. 3. Look for Richardson to make a key contribution the rest of the way.

JERMAINE DIXON MAKES IMPACT ON DEFENSE

Senior Jermaine Dixon has emerged as one of the nation's and Big East's best defenders. He is a candidate for Big East Defensive Player of the Year. The heart, soul and leader of the team, Dixon is the Panthers' defensive stopper and lone returning starter in 2009-10.

After suffering a sprained ankle, Dixon returned to the Panthers against West Virginia. He did not play against USF due to injury and the Bulls' Dominique Jones scored 37 points. He yielded just 11 total points to Big East leading scorer Jeremy Hazell in Pitt's two games against Seton Hall. The second game on Feb. 6, Dixon held Hazell to only two points (1-7 FG) in 32 minutes. He held UConn's Stanley Robinson to three second half points, held SU's Wes Johnson to 19 points, most

coming after the game was already decided and limited Cincinnati's Lance Stephenson to 15 points including only three in the second half. He also limited Georgetown's Austin Freeman to 13 points. All six tasks, for the most part, were completed despite giving up an average of three-to-four inches and 20-40 pounds.

Dixon's season has been spent battling several injuries to his right foot as he sat out the season's first eight games while rehabbing a fractured fifth metatarsal.

Offensively, he has reached double figure scoring in 12 of his last 17 games played. The contest at Syracuse on Jan. 2 served as his offensive coming out party as Dixon erupted for a career-high 21 points on 7-16 shooting and 3-8 3FG

TOP GAMES AT PETERSEN EVENTS CENTER

There have been 15 games involving two ranked teams at the Petersen Events Center. Pitt is 12-3 in those contests:

Date	Game and Score
January 6, 2003	6-Pitt 72, 5-Notre Dame 55
January 18, 2003	3-Pitt 73, 25-Syracuse 60
February 15, 2004	4-Pitt 75, 5-Connecticut 68
January 29, 2005	20-Pitt 76, 4-Syracuse 69
February 26, 2005	17-Connecticut 73, 18-Pitt 64
January 23, 2006	12-Pitt 80, 25-Syracuse 67
February 9, 2006	14-Pitt 57, 9-West Virginia 53
January 21, 2007	24-Marquette 77, 6-Pitt 74 (OT)
January 14, 2008	15-Pitt 69, 5-Georgetown 60
January 19, 2009	4-Pitt 78, 8-Syracuse 60
March 4, 2009	3-Pitt 90, 13-Marquette 75
March 7, 2009	3-Pitt 70, 1-Connecticut 60
January 20, 2010	12-Georgetown 74, No. 9 Pitt 66
February 12, 2010	25-Pitt 98, 5-West Virginia 95 (3OT)
February 21, 2010	19-Pitt 70, 3-Villanova 65

PITT'S ALL-TIME BEST BIG EAST RECORDS

Pitt finished with a school record 15 Big East wins last year. Here is a look at Pitt's top Big East seasons:

W-L	Season
15-3	2008-09
13-3	2003-04
13-3	2002-03
13-3	2001-02
12-4	2006-07
12-4	1987-88
12-4	1986-87
11-5	2009-10
10-6	2005-06
10-6	2004-05
10-8	2007-08
10-8	1996-97
9-7	1990-91
9-7	1988-89

BIG EAST WINNINGEST TWO-YEAR PERIODS

W-L	Seasons
26-6	2001-02, 2002-03
26-6	2002-03, 2003-04
26-8	2008-09, 2009-10
24-8	1986-87, 1987-88

shooting.

Last year he started all 36 games at guard. The lefthander averaged 8.4 points, 2.6 rebounds and 2.0 assists per game. He also served as Pitt's top perimeter defender.

PANTHERS ARE BEST PITT FREE THROW SHOOTING TEAM IN 10 YEARS

The 2009-10 squad has proved to be the best free throw shooting team at Pitt in the last 11 years. Pitt is currently converting just under 70 percent (69.9 percent) of its free throws on the year. In Big East play, the Panthers have hit 72.6 percent of their attempts.

The last time a Pitt team shot over 70 percent was during the 1998-99 season when it converted 70.1 percent of its free throws.

Over its last 15 games, Pitt has shot over 70 percent in 11 contests and over 80 percent in four games. Pitt currently ranks sixth in the Big East Conference in free throw percentage.

PANTHERS PROVE THEMSELVES AS THE "COMEBACK KIDS"

One can never count the Panthers out of a game. Pitt has proved to be a tough and resilient team as it has rallied from behind several times. In addition, four of its wins have occurred after trailing for the majority of the game (Wofford, Duquesne-2OT, Louisville-OT and West Virginia-3OT).

Most recently, Pitt erased a seven-point deficit with 1:13 left in regulation to force overtime against West Virginia on Feb. 12. Pitt took advantage of three missed WVU free throws in the final minute, then got a steal from Brad Wanamaker after pressing WVU and 3-pointer from Ashton Gibbs with 26 seconds to go. Pitt trailed by nine points with 9:01 to go. The Panthers ended up winning the incredible game in triple overtime.

Pitt also battled back from a five-point deficit with 54 seconds to go against Louisville as Brad Wanamaker hit a 3-pointer and converted two game-tying free throws to send the game into overtime.

Pitt erased a 10-point first half deficit to defeat No. 5 Syracuse at the Carrier Dome.

It rallied from a 16-point deficit (40-24) with 17:32 left to force overtime vs. Duquesne on Dec. 2. Pitt trailed by 13 points at halftime. The 13-point halftime deficit overcome marked the largest halftime margin overcome in school history.

WAITING IN THE WINGS

A key to Pitt's success over the past few seasons has been its ability to replace experienced and productive starters year after year. The 2009-10 season was unique because for the first time, Pitt had no experienced players to fill the void. Here is a look at how Jamie Dixon has replaced experienced players with players "waiting in the wings":

STARTERS LOST

2002-03 (251 career starts)

Brandin Knight (PG)
Ontario Lett (C)
Donatas Zavackas (PF)

2003-04 (289 career starts)

Julius Page (SG)
Jaron Brown (SF)

2004-05 (147 career starts)

Chevon Troutman (PF)
Chris Taft (C)
Mark McCarroll (SF)

2005-06 (122 career starts)

Carl Krauser (PG)

2006-07 (211 career starts)

Aaron Gray (C)
Antonio Graves (G)
Levon Kendall (PF)

2007-08 (147 career starts)

Ronald Ramon (G)
Keith Benjamin (G)
Mike Cook (SF)

2008-09 (286 career starts)

DeJuan Blair (C)
Sam Young (SF)
Levance Fields (PG)
Tyrell Biggs (PF)

STARTERS FOUND

2003-04 (31-5)

Carl Krauser (PG)
Chris Taft (C)
Chevon Troutman (PF)

2004-05 (20-9)

Ronald Ramon (SG)
Mark McCarroll (SF)

2005-06 (25-8)

Levon Kendall (PF)
Aaron Gray (C)
Antonio Graves (G)

2006-07 (29-8)

Levance Fields (PG)

2007-08

DeJuan Blair (C)
Ronald Ramon (G)
Sam Young (PF)

2008-09

Tyrell Biggs (PF)
Jermaine Dixon (G)
Gilbert Brown (SF)

2009-10

Gary McGhee/Dante Taylor (C)
Brad Wanamaker (SF)
Ashton Gibbs (PG)
Nasir Robinson/Gilbert Brown (F)

In the season opener against Wofford, it trailed by nine points (54-45) with less than six minutes to go, but came back to claim a 63-60 win.

Pitt also trailed No. 3 Texas by as many as 11 first half points before rallying back to take a 34-32 halftime lead. Pitt cut a 17-point deficit down to six points before dropping a contest to Indiana.

DIXON NAMED USA BASKETBALL NATIONAL COACH OF THE YEAR

Following the USA's gold medal performance at the 2009 FIBA Under-19 World Championships this past July, USA Basketball named Pitt Head Coach Jamie Dixon as the 2009 USA Basketball National Coach of the Year.

Dixon won an honor that was previously awarded to Duke's Mike Krzyzewski in each of the last three years (2006, 2007, 2008). Other prominent award winners include Larry Brown (1999 and 2003) and Jim Boeheim (2001).

ALL-TIME COACHING WINS AT PITT

Jamie Dixon is quickly moving his way up Pitt's all-time coaching wins chart. Here is a look at where he stands.

Head Coach	Years	Record	Pct.
H.C. Carlson, 1922-53	31	367-247	.598
JAMIE DIXON, 2003-09	7th	185-52	.781
Robert Timmons, 1953-68	15	174-189	.479
Paul Evans, 1986-94	8	147-98	.600
Dr. George M. Flint, 1911-21	10	105-68	.607
Roy Chipman, 1980-86	6	102-76	.573
Charles "Buzz" Ridl, 1968-75	7	97-83	.539
Ben Howland, 1999-03	4	89-40	.690
Tim Grgurich, 1975-80	5	69-70	.496

DIXON REACHES 100 CAREER WINS

Pitt Head Coach Jamie Dixon reached 100 career victories faster than any other head coach in school history. He registered his 100th career win on Feb. 19, 2007 at Seton Hall. Here is a look at the top Pitt coaches and the total games it took to win 100 games at Pitt:

Pitt Coach	Games to			
	100 wins	W-L	1st Year	Date of 100th Win
JAMIE DIXON	126	100-26	2003	Feb. 19, 2007 at Seton Hall
H.C. Carlson	140	100-40	1922	Feb. 22, 1930 vs. West Virginia
Paul Evans	156	100-56	1986	Nov. 20, 1991 vs. Manhattan

Dixon's USA squad compiled a perfect 9-0 record July 2-12 in Auckland, New Zealand, ending an 18-year drought for USA Basketball, which hadn't won the men's Under-19 Worlds since 1991.

"Jamie Dixon has established himself as one of the finest collegiate basketball coaches there is in the game today and this past summer he proved himself on the international court too," said USA Basketball Chairman Jerry Colangelo.

"In leading the USA Men's U19 Team to the World Championship, he not only accomplished something that the U.S. had not done since 1991, but to do so he had to quickly form a team from 12 individual players and earn their respect and confidence. He obviously did so and his team responded by winning its nine games in an impressive team manner."

Dixon's team was also recognized as USA Basketball's Team of the Year in December.

ST. JOHN'S-PITT POST-GAME NOTES

- Pitt has now won six of its last seven games. It swept St. John's in its two matchups on the year.
- The win improves Pitt to 22-7 overall and 11-5 in the Big East Conference while St. John's drops to 15-13 overall and 5-11 in the Big East. Pitt has two Big East regular season games remaining: Providence at home and Rutgers at home.
- Pitt won its 22nd game of the year. The 22 wins rank as the 12th most victories in school history. The school record is 31

wins set in 2003-04 and 2008-09.

- Pitt improves to 6-4 on the road this season with wins at Duquesne, Syracuse, Cincinnati, Connecticut, Marquette and St. John's. With a 5-4 Big East road record, Pitt has now claimed 13 of its last 19 road games. Over the last nine years, Pitt has proved to be the Big East's winningest team on the road as it has accumulated a 46-30 record.
- With the win, Pitt improves to 24-10 at Madison Square Garden since the 2000-01 season. It snapped a two-game losing streak at MSG. Pitt has now claimed 12 of its last 16 games at Madison Square Garden.
- Jamie Dixon won his 185th career game on Saturday. He now ranks third on the all-time NCAA Division wins list for most victories after seven seasons as a head coach. He ranks third behind 1. Mark Few, Gonzaga, 188 wins from 2000-06 and 2. Everett Case, North Carolina State, 187 wins from 1947-53.
- Jamie Dixon improved to 35-11 in games played after losing a contest. Pitt entered the game after losing at Notre Dame on Wednesday.
- Pitt held St. John's to 64 points and limited an opponent to 70 or less points for the 22nd time in 29 games this year. Under Dixon, Pitt has held 187 of its 237 opponents to 70 points or less.
- Pitt defeated St. John's for the fifth consecutive time and for

the eighth time in the last 10 matchups. Pitt is now 21-33 all-time vs. St. John's, improves to 6-18 in games played against the Red Storm in New York City and 4-7 vs. the Red Storm at Madison Square Garden.

- St. John's was held to 36.2 percent field goal shooting. Pitt has now held 20 of its 29 opponents to 43 percent shooting or less on the year.
- Pitt's bench outscored St. John's 28-24 as Gilbert Brown had 13, Travon Woodall 6, Dante Taylor 6 and Chase Adams 3.
- Nasir Robinson scored the first nine points of the second half for Pitt. Robinson finished the game with 13 points (5-7 FG) and eight rebounds. It was his eighth double figure scoring game of the season and career for Robinson.
- Gilbert Brown reached double figure scoring for the 25th time in his career. He also tied career-highs for 3-point field goals made (2) and assists (5).
- With his 12 points, Ashton Gibbs reached double figure scoring for the 25th time in 29 games. He has hit at least one 3-pointer in 44 of his 64 career games played.

SWEET SIXTEEN SUCCESS

Pitt has advanced to NCAA Sweet Sixteen play in five of the last eight seasons. Only two schools (Duke-6 and Kansas-6) have surpassed that accomplishment while two others (Connecticut-5 and Texas-5) have matched it.

JAMIE DIXON, ASHTON GIBBS STAR FOR USA BASKETBALL

Jamie Dixon and sophomore guard Ashton Gibbs spent July, 2009 leading the Under-19 USA Basketball National Team to the 2009 FIBA World Championship Gold Medal in Auckland, New Zealand. The duo led the Stars and Stripes to a perfect 9-0 record and claimed the Gold Medal with an 88-80 win against Greece in the title game, a first for Team USA in 18 years.

Dixon took over as head coach just a month and a half before the competition. The previous year's team won a Silver Medal in the previous year's competition. Furthermore, the majority of the previous year's team did not return. Dixon and his staff of Southern Illinois' Chris Lowery and Purdue's Matt Painter had to handpick an entirely new

PITT IN THE 2009-10 RANKINGS

Here is a week-by-week look at where Pitt ranks in the AP and ESPN/USA Today polls:

Week	AP	ESPN
Preseason	ARV	ARV
Nov. 16	ARV	ARV
Nov. 23	ARV	ARV
Nov. 30	ARV	ARV
Dec. 7	ARV	NR
Dec. 14	ARV	NR
Dec. 21	ARV	NR
Dec. 28	NR	NR
Jan. 4	23	ARV
Jan. 11	16	20
Jan. 18	9	11
Jan. 25	17	17
Feb. 1	22	21
Feb. 8	25	23
Feb. 15	19	21
Feb. 22	12	16
March 1	17	18

squad.

Gibbs emerged into a starting guard role. He averaged 9.8 points, dished out 20 assists, hit 12 3-pointers and led the squad in minutes played (202) and minutes per game (22.4) while starting six of the team's nine games.

The event was a homecoming of sorts for Dixon, who played professional basketball for two years in New Zealand.

PITT RECRUITING CLASS RANKED AS A CONSENSUS TOP-25 GROUP

Pitt's 2009-10 recruiting class has been ranked as a consensus top-25 class. The class is comprised of Dante Taylor, Pitt's first McDonald's All-American since 1988, Lamar Patterson, J.J. Richardson and Talib Zanna. The four-member class has been ranked among the nation's top-25 recruiting classes by Scout.com, Rivals.com, ESPN-U and Hoopscooponline.

Dixon has labeled the group as the "best" recruiting class that he's ever had. That is high acclaim coming from a coach that guided LeVance Fields, Sam Young and Tyrell Biggs to a four-year record of 112-31 record.

In the offseason, Pitt also added a transfer player, senior guard Chase Adams, who is eligible to compete immediately since Centenary is moving from NCAA Division I competition to NCAA Division III.

NCAA DIVISION I BEST COACHING STARTS AFTER SIX SEASONS (by wins)

Dixon set an all-time NCAA Division I record with 163 wins in his first six seasons as a head coach. Source: 2008 NCAA Men's Basketball Recordbook, page 158 (as of April 15).

Coach, Team	Seasons	W-L	Pct.
JAMIE DIXON, PITT	2003-08	163-45	.784
Everett Case, North Carolina State	1947-52	161-39	.805
Roy Williams, Kansas	1989-94	159-45	.779
Mark Few, Gonzaga	2000-05	159-37	.811
Bruce Stewart, WV Wesleyan/Mid. Tenn.	1983-88	149-52	.741
Thad Matta, Butler, Xavier, Ohio State	2001-06	148-49	.751
Tom Izzo, Michigan State	1996-01	148-53	.736
Fred Schaus, West Virginia	1955-60	146-37	.798
Larry Brown, UCLA & Kansas	1980-87	145-49	.747
Pete Gillen, Xavier	1986-91	141-49	.742
Forddy Anderson, Drake & Bradley	1947-52	140-54	.722



PITT PLAYERS IN THE CAREER RECORDS

THREE-POINT PERCENTAGE

.457	Jason Matthews	1987-91
.416	Sean Miller	1987-92
.409	Rod Brookin	1986-90
.405	Donatas Zavackas	1999-03
.402	Ashton Gibbs	2008-10
.395	Ronald Ramon	2004-08
.392	Jason Maile	1992-97
.386	Orlando Antigua	1991-95
.379	Antonio Graves	2003-07
.368	Carl Krauser	2002-06
.367	Garrick Thomas	1992-96
.358	Andre Alridge	1992-96

FREE THROW PERCENTAGE

.885	Sean Miller	1987-92
.878	Jason Matthews	1987-91
.877	Ashton Gibbs	2008-10
.823	Don Hennon	1956-59
.808	Mike Paul	1969-72
.807	Donatas Zavackas	1999-03
.806	Bob Lovett	1963-66
.801	Ronald Ramon	2004-08
.790	Demetreus Gore	1984-88
.783	Terry Knight	1974-79
.778	Larry Harris	1974-78
.761	Brian Generalovich	1961-64

ALL-TIME POINTS PER GAME INCREASE

*Pitt's all-time leaders in points per game increase over a season. This chart depicts the increase in points per game from season-to-season. The * indicates a Big East Most Improved Player Award recipient.*

Player	Previous	After	Increase
Larry Harris	7.1 in 1974-75	22.1 in 1975-76	+15.0
Ashton Gibbs	4.3 in 2008-09	16.0 in 2009-10	+11.7
Isaac Hawkins	2.5 in 1996-97	14.2 in 1997-98	+11.7
*Sam Young	7.2 in 2006-07	18.1 in 2007-08	+10.9
Clyde Vaughan	7.4 in 1980-81	18.0 in 1981-82	+10.6
Vonteego Cummings	6.4 in 1995-96	16.3 in 1996-97	+9.9
*Aaron Gray	4.3 in 2004-05	13.9 in 2005-06	+9.6
*Carl Krauser	6.0 in 2002-03	15.4 in 2003-04	+9.4

DIXON CONTINUES TRADITION OF EXCELLENCE

Pitt's Jamie Dixon (185-52) is the first coach in school history to win 20 or more games in seven consecutive seasons. Last year, he became the first coach in school history to guide Pitt to six consecutive NCAA Tournaments. He also set an NCAA Division I all-time record for most victories during the first six seasons of a coaching career (163 from 2003-09). His 132 victories from 2003-08 rank tied for the third most victories for a head coach after five seasons in NCAA Division I history (see chart). His 184 wins already rank among the all-time best victory totals for a head coach following seven seasons (see chart on page 4).

Additionally, Dixon has now guided Pitt to its first NCAA Regional Final/Elite Eight appearance in 35 years, Sweet Sixteen appearances in three seasons (2004, 2007 and 2009) and Big East Tournament title game appearances in four of his first six years as head coach (2004, 2006, 2007 and 2008).

Dixon is one of only nine coaches in NCAA Division I history to win 100 or more games in the

first four years of a coaching career. With his 100th career win against Seton Hall on Feb. 19, 2007, Dixon became the fastest coach in school history to reach 100 victories. His accomplishment also ranks among NCAA Division I's all-time top-15 fastest coaches to reach 100 wins.

PANTHERS SIGN STELLAR RECRUITING CLASS FOR NEXT YEAR

Pitt signed three student-athletes to a National Letter of Intent in November. Those three players include guard Isaiah Epps (Plainfield, N.J./Hargrave Military Academy), forward J.J. Moore (Brentwood, N.Y./South Kent Academy, Conn.) and Cameron Wright (Cleveland, Ohio/Benedictine H.S.).

All three are ranked among the nation's top-100 recruits.

NON-CONFERENCE SUCCESS

Pitt has won 60 of its last 65 games against non-conference opponents dating back to a January 2, 2005 loss to Bucknell. The five losses were to Indiana in the Jimmy V Classic in New York City, to Texas in Kansas City, Mo., at Wisconsin, vs. Oklahoma State in Oklahoma City

and at Dayton.

With its 11-2 non-conference record in 2009-10, Pitt has won 10 or more non-conference games in each of the last nine seasons (11-2 in 2009-10, 13-0 in 2008-09, 12-1 in 2007-08, 13-2 in 2006-07, 11-0 in 2005-06, 10-1 in 2004-05, 14-0 in 2003-04, 10-1 in 2002-03 and 11-1 in 2001-02). Pitt also has compiled a 100-9 non-conference record over the last nine years.

Additionally, the Panthers are 75-1 overall (.987) against non-conference foes in the Petersen Events Center and have won 96 of their last 98 home games against non-conference opponents.

HOME COURT SUCCESS

Pitt has won 50 of its last 53 games at the Petersen Events Center. Pitt owns a 130-11 record and .922 winning percentage in the eight-year old Petersen Events Center (16-0 in 2002-03, 19-1 in 2003-04, 13-4 in 2004-05, 16-1 in 2005-06, 16-2 in 2006-07, 16-2 in 2007-08, 19-0 in 2008-09, 15-1 in 2009-10).

Pitt also owns a 55-10 regular season record vs. Big East East opponents in the Petersen Events Cen-

ter. Pitt opened the Petersen Events Center in 2002 with 34 straight home wins. It recently completed a 31-game home win streak that concluded on January 20, 2010 against Georgetown.

BACK-TO-BACK LOSSES, THREE CONSECUTIVE LOSSES A RARITY FOR PITT, DIXON

Pitt dropped back-to-back games to No. 6 West Virginia and South Florida. Prior to that occasion, Pitt dropped back-to-back games (Georgetown and Seton Hall) for the first time in 23 months and since Feb. 21-24, 2008.

Under Dixon, Pitt has lost back-to-back games only six times during his tenure from 2003-10.

Under Dixon, Pitt has lost three consecutive games only two times: Feb. 15-24, 2008 (at Marquette, at Notre Dame and Louisville) and Feb. 20-26, 2005 (at Villanova, West Virginia and Connecticut).

In games played after losing a contest, Dixon's all-time record is 35-11.

CLOSE QUALITY LOSSES

Pitt's 15-point loss at Notre Dame, 19-point loss at No. 6 West

PITT'S DRAMATIC COMEBACKS IN 2009-10

In dramatic fashion, Pitt has battled from behind to win several games this year. Pitt has also played a triple overtime game (West Virginia), a double overtime game (Duquesne) and an overtime game (Louisville) on the year. Here is a look at the margins the Panthers have overcome to win several games this year:

Date, Opponent	Deficit	Final	Notes
N13, Wofford	9 pts (54-45 with 5:50 left)	W, 63-60	Pitt trailed for the first 37 minutes of the game. Pitt trailed by as many as 13 points in the second half.
D2, vs. Duquesne, 2OT	16 pts (40-24 with 17:32 left)	W, 67-58	Pitt forced overtime by using a 2-3 zone and outscoring Duquesne 29-13 in the final 17:32.
J16, Louisville, OT	5 pts (68-63 with 54 to go)	W, 82-77	UL missed 4-5 free throws in final 54 seconds, Brad Wanamaker hits 3-pointer, converts two free throws with 1.9 seconds left to force overtime.
F12, West Virginia, 3OT	7 pts (with 1:13 to go)	W, 98-95	WVU missed 3 free throws in final minute, Travon Woodall hit a running jumper and Ashton Gibbs sent the game into overtime with a 3-pointer with 23 seconds to go. Pitt trailed by nine points with 9:01 remaining.

Virginia, 16-point loss to No. 3 Texas on Nov. 24 and a 10-point loss to Indiana on Dec. 8 were uncharacteristic losses for the Panthers program. Over the last seven years under Jamie Dixon, Pitt's 52 losses have come by a combined 411 points for a 7.9 average points per loss.

Since Jamie Dixon became head coach, only 15 of his 52 losses during his five-year tenure came by more than 10 points:

Date	Opponent (Score)	Margin
F24/10	at Notre Dame (68-53)	-15
F2/10	at WVU (70-51)	-19
D8/09	Indiana (74-64)	-10
N24/09	Texas (78-62)	-16
M12/09	vs. WVU (74-60)	-14
M22/08	vs. Michigan St. (65-54)	-11
M3/08	at WVU (76-62)	-14
F21/08	at Notre Dame (82-70)	-12
F15/08	at Marquette (72-54)	-18
J26/08	Rutgers (77-64)	-13
D29/07	at Dayton (80-55)	-25
M10/07	vs. Georgetown (65-42)	-23
F12/07	Louisville (66-53)	-13
D16/06	at Wisconsin (89-75)	-14
M25/04	vs. Okla. State (63-51)	-12

Pitt's 19-point loss at No. 6 West Virginia on Feb. 3, 2010 marked Pitt's largest Big East regular season loss since Dixon became head coach.

Amazingly, Dixon has lost 20 of his 52 career games by four points or less and 37 of his 52 losses by fewer than 10 points (70 percent).

DIXON AND NON-CONFERENCE SUCCESS

Combining his non-conference games, Dixon owns an 84-6 overall record vs. non-conference foes. Previously, Dixon won 45 consecutive games in November and December before dropping a contest at No. 7 Wisconsin on Dec. 16, 2006. He won his first 35 November games until a loss to No. 3 Texas in 2009.

UNDER 70 DEFENSIVE MENTALITY

Defense has been a key ingredient to Pitt's success over the last eight seasons. It has been even more of an emphasis this year. Following are some defensive notes:

- In 2009-10, Pitt has limited 16 of its first 28 opponents to 60 points or less and 22 of its 29

foes to 70 points or less.

- Since Jamie Dixon became head coach in 2003-04, Pitt has held 88 of its last 116 Big East regular season opponents to 70 points or less.
- Additionally, since Jamie Dixon became head coach, Pitt has held 187 of its 237 opponents to 70 points or less. Pitt's record is 185-52 during that span.
- Over the last eight seasons, Pitt has posted eight of the top-10 best defensive seasons in school history. That achievement has made it the best defensive era in school and Big East Conference history.
- When holding opponents to 60 points or less, Pitt is 147-4 over the last nine years (16-0 in 2009-10, 12-0 in 2008-09, 9-1 in 2007-08, 16-0 in 2006-07, 15-1 in 2005-06, 10-0 in 2004-05, 19-1 in 2003-04, 16-0 in 2002-03, 17-1 in 2001-02, 11-0 in 2000-01 and 6-0 in 1999-00).

HOME SWEET HOME

In a *Sports Illustrated* poll, Big East Conference players voted Pitt's Petersen Events Center as the most difficult place to play in the league.

Also, an 2009 AOL Fanhouse poll of Big East players rated Pitt's fans as the "Best in the League." Here are some facts to support that statement:

- Pitt has won 135 of its last 147 home games which includes a 40-game home win streak in 2004 and a 31-game home win streak from 2008-10.
- Over the last nine seasons, Pitt is a combined 147-11 in home games (16-1 in 2001-02, 16-0 in 2002-03, 19-1 in 2003-04, 13-4 in 2004-05, 16-1 in 2005-06, 16-2 in 2006-07 and 16-2 in 2007-08, 19-0 in 2008-09, 15-1 in 2009-10). Its 19 home wins in 2003-04 set school record for most home victories in a season.
- Pitt has lost just 11 times in the Petersen Events Center and sports a 130-11 record (.922) in the eight-year old arena. Georgetown and Louisville are the only opponents to defeat Pitt two times at the Petersen Events Center. Pitt has lost just one non-conference game: Bucknell.
- Pitt won its first 34 consecutive games in the Petersen Events Center. The 34-game win streak

to open the new arena ranks third all-time among winning streaks to open new arenas (51-UCLA in 1964, 41-Providence in 1971-72 and 34-Pitt, 2002-04).

- Pitt has won 60 of its last 69 Big East league home games and is 55-10 against Big East opponents in the Petersen Events Center.
- Pitt has won a school record 46 consecutive home games against non-conference opponents at the Petersen Events Center. Pitt won its 29th straight game vs. Fairleigh Dickinson on Nov. 14, 2008 and broke the previous record of 28 consecutive non-conference home wins at the Petersen Events Center recorded from Nov. 23, 2002-Jan. 2, 2005.
- Pitt owns a 75-1 record vs. non-conference opponents in the Petersen Events Center. Bucknell was the only non-conference team to defeat the Panthers.
- Pitt has won 97 of its last 99 home games against regular season non-conference home opponents. In addition, the Panthers

JERMAINE DIXON ON DEFENSE IN 2009-10

Jermaine Dixon is Pitt's defensive stopper. Because of his size, quickness and strength, Dixon is able to guard the opposition's top scoring guard or small forward. Often times, he defends an opponent who stands 3-4 inches taller and is 10-25 pounds heavier. Here is how he has fared and the impact Pitt has felt while defending players ranked among the Big East's top-20 scorers this year. Most of these players are going to score points, many any times the key to winning a game is to limit the other team's top scorer to as few shots or points as possible. Dixon has achieved that for Pitt.

Date, Opponent	Assignment	PPG prior to game	Limited/held to	Result
Dec. 28, DePaul	Will Walker	16.5	11 pts, 3-11 FG, 1-3 3FG	W, 65-52
Jan. 2, at Syracuse	Wes Johnson	17.0	19 pts, 7-14 FG, 3 TO	W, 82-72
Jan. 4, at Cincinnati	Lance Stephenson	13.0	15 pts, 7-15 FG	W, 74-71
Jan. 13, at Connecticut	Jerome Dyson	19.3	14 pts, 5-14 FG, 6 TO	W, 67-57
Jan. 20, Georgetown	Austin Freeman	15.9	13 pts, 4-6 FG	L, 66-74
Jan. 24, at Seton Hall	Jeremy Hazell	23.0	9 pts, 4-8 FG, 4 PF	L, 61-64
Jan. 28, St. John's	D.J. Kennedy	15.3	9 pts, 3-11 FG, 0-3 3FG	W, 63-53
Feb. 6, Seton Hall	Jeremy Hazell	26.2	2 pts, 1-7 FG, 0-5 3FG	W, 83-58
Feb. 21, Villanova	Scottie Reynolds	19.0	20 pts (6-11 FG, 6 TO)	W, 70-65

Due to an ankle sprain, Jermaine Dixon did not play in one conference game, here is the result and what his "missed" assignment produced:

Jan. 31, at USF	Dominique Jones	21.4	37 pts, 10-20 FG, 14-17 FT	L, 61-70
-----------------	-----------------	------	----------------------------	----------

are 100-2 in their last 102 regular season non-conference home games.

- Pitt currently has a string of 147 consecutive home sellouts dating back to a January 12, 2002 game against Notre Dame.

PITT ACADEMIC NOTES

The following notes include academic achievements by the Pitt basketball program over the last eight years:

- Achieved outstanding APR scores, ranked tied for second among Big East men's basketball programs in 2009.
- Pitt Basketball has earned a Team Academic Achievement Award in three of the last six years. Pitt won awards in 2004, 2006 and 2008.
- The 2005-06 Pitt Basketball Team earned the highest cumulative grade point average of any Pitt Basketball team in the last 10 years.
- Twenty-two (22) men's basketball student-athletes have earned their degrees over the last seven years. Those student-athletes include: Griffin Abel, Marcus Bowman, Jaron Brown, Sean Brown, Mike Cook, John DeGroat, Yuri Demetris, Antonio Graves, Doyle Hudson, Levon Kendall, Brandin Knight, Carl Krauser, Ontario Lett, Chad Johnson, Mark McCarroll, Julius Page, Maurice Polen, Ronald Ramon, Charles Small, Chevon Troutman, Austin Wallace, Donatas Zavackas.

PROVIDENCE-PITT GAME-BY-GAME

PROVIDENCE (27-17)					2/16/88	A*	W	87	86
GP: 44; H: 18-3; A: 8-13; N: 1-1; OT: 1-0.					1/21/89	H*	L	81	96
Big East: 26-16 (H: 18-3; A: 8-13).					2/7/89	A*	L	78	88
BET: 1 (1-0).					2/11/90	H*	W	117	102
PEC: 5-0.					3/3/90	A*	L	74	85
One-Point Games: 1 (0-1).					1/12/91	H*	W	101	82
Two-Point Games: 2 (1-1).					1/23/91	A*	W	92	79
Most Points-Pitt: 117 (2/11/90).					1/11/92	H*	W	83	72
Fewest Points-Pitt: 48 (2/22/93).					2/1/92	A*	W	85	81
Most Points-PC: 102 (2/11/90).					1/2/93	H*	W	91	85
Fewest Points-PC: 48 (2/25/95).					2/22/93	A*	L	48	53
Largest Win: 27 (3/2/04).					12/4/93	H*	W	94	82
Largest Loss: 21 (3/18/75).					2/8/94	A*	L	65	78
Win Streak: 8 (2/4/03-2/12/08).					1/7/95	A*	L	81	85
Loss Streak: 4 (1/28/96-1/10/98).					2/25/95	H*	W	56	48
Last 10: 8-2.					1/28/96	H*	L	70	85
Last 20: 11-9.					2/10/96	A*	L	71	80
					2/15/97	A*	L	70	84
					1/10/98	A*	L	77	87
<u>Date</u>	<u>Loc.</u>	<u>W/L</u>	<u>Pitt</u>	<u>PC</u>	2/21/98	H*	W	73	72
3/18/75	N-MSG	L	80	101	12/30/98	H*	L	68	83
1/29/83	H*(2OT)	W	59	55	3/5/00	A*	W	57	53
2/28/83	A*	L	69	72	1/23/01	A*	L	61	77
2/1/84	A*	L	66	78	2/4/03	H*	W	68	61
3/3/84	H*	W	61	60	3/13/03	N-MSG	W	67	59
1/5/85	H*	W	73	62	3/2/04	A*	W	88	61
2/6/85	A*	W	68	55	1/31/05	H*	W	86	66
1/14/86	H*	W	71	70	2/15/06	A*	W	81	68
2/19/86	A*	L	67	76	2/25/06	H*	W	81	68
1/3/87	H*	W	76	67	2/10/07	H*	W	74	68
2/7/87	A*	W	87	81	2/12/08	H*	W	82	63
1/25/88	H*	W	90	56	2/24/09	A*	L	73	81

JAMIE DIXON COACHING NOTES

TCU '87 • SEVENTH YEAR AS PITT'S HEAD COACH (2003-10) • IITH YEAR AT PITT (1999-2010)

HEAD COACHING ACHIEVEMENTS

- Named the 2009 Naismith National Coach of the Year.
- Set an NCAA Division I all-time record for most wins after the first six years of a coaching career with 163 career victories. He surpassed the previous record held by North Carolina State's Everett Case, who won 161 games from 1947-52.
- Led the 2008-09 team to a school-record tying 31-5 overall record, the school's first-ever No. 1 seed upon entering the NCAA Tournament and the school's first-ever consensus No. 1 national ranking.
- Selected the 2009-10 USA Basketball National Coach of the Year after guiding USA's Under-19 National Team to the Gold Medal at the FIBA World Championships during July, 2009. The team finished with a perfect 9-0 record.
- Guided Pitt to school's second all-time Big East Championship title in 2008, becoming just the second squad in league history to win the title after winning four consecutive games.
- In 2008-09, became the first and only coach in Pitt history to guide Pitt to six consecutive 20-win seasons and six straight 10-win Big East regular seasons, the only Big East program to achieve those goals in each of the last six years.
- Led Pitt to its only two 30-win seasons in program history (31 wins in 2003-04 and 31 wins in 2008-09).
- First head coach in school history to lead Pitt to six straight NCAA Tournaments (2004, 2005, 2006, 2007, 2008 and 2009).
- Guided Pitt to three NCAA Sweet Sixteen appearances (2004, 2007 and 2009).
- Concluded the 2008-09 season as the winningest coach in Big East history with a current .698 winning percentage in league games (81-35). His winning percentage ranks ahead of legendary Big East coaches including Georgetown's John Thompson (.653), Connecticut's Jim Calhoun (.650), Syracuse's Jim Boheim (.637) and St. John's Lou Carnesecca (.635).

- Ranks third among the top current winningest active coaches by percentage: 1. Roy Williams, North Carolina (.808, 593-141), 2. Mark Few (.801, 262-65), 3. Jamie Dixon (.783, 163-45).
- His 132 wins rank tied for third among the all-time best starts to an NCAA Division I coaching career after five seasons.
- Is one of only nine coaches in NCAA Division I history to win over 100 games during the first four seasons of a coaching career.
- Reached 100 wins at Pitt faster than any other coach in school history. Dixon needed only 126 games to reach the milestone. Only 14 coaches in the history of college basketball reached 100 career victories faster than Dixon.
- Advanced to the Big East Championship Final in four of his first six seasons as head coach at Pitt with a title in 2008.
- In 2003-04, became the first rookie head coach in Big East history to both guide his team to the league's regular season title and earn Big East Coach of the Year honors. Dixon earned those accolades after leading the Panthers to their third consecutive Big East regular season title and second all-time outright Big East title.
- His 31 victories as a first-year head coach in 2003-04 ranked as the third all-time highest total in NCAA Division I history for a first-year head coach.
- Led Pitt on an 18-game win streak to begin his career and 2003-04 season, a streak which ranks as the third best start for a rookie head coach in NCAA history.
- Guided Pitt to the 2003-04 Big East outright regular season title in his rookie season as head coach.

DIXON AS AN ASSISTANT

- Associate Head Coach, University of Pittsburgh (1999-2003).
- Assistant Coach, University of Hawaii (1998-99).
- Assistant Coach, Northern Arizona University (1994-98).
- Assistant Coach, University of Hawaii (1992-94).
- Graduate Assistant, UC-Santa Barbara (1991-92).

- Assistant Coach, Los Angeles Valley Junior College (1989-91).

DIXON COACHING TREE

- Dixon has had several coaches serve under him who have gone on to become head or assistant coaches at other schools: Barry Rohrssen, Head Coach-Manhattan; Mike Rice, Head Coach-Robert Morris; Joe Lombardi, Head Coach, Indiana (Pa.); Orlando Antigua, Assistant Coach, Memphis and Kentucky; John Alesi, Assistant Coach-Manhattan; David Cox, Assistant Coach, Georgetown.

DIXON AS A PLAYER

- Played at Texas Christian University from 1984-87 under head coach Jim Killingsworth.
- All-Southwest Conference selection in 1987, SWC All-Academic selection and led the SWC in assists as a senior in 1986-87.
- Hit game-winning halfcourt shot to defeat Texas as a senior.
- Named MVP of the 1987 All-College Classic in Oklahoma City while guiding TCU to the title.
- Inducted into the TCU Athletic Hall of Fame, 2007.
- Played professionally in the Continental Basketball Association (Lacrosse Catbirds) and overseas in New Zealand.

DIXON AND HIS FAMILY

- Brother of the late Maggie Dixon, who served as head women's basketball coach at the United States Military Academy (2005-06) and as an assistant at DePaul. Maggie passed away in April, 2006). Dixon's Pitt men's team participated in the first Maggie Dixon Classic, held at West Point. The second Maggie Dixon Classic was held at Madison Square Garden as a women's only event. Jamie continues to organize the event, which has become one of the nation's premier events.
- Son of Jim & Marge Dixon who reside in Los Angeles. Sister Julie is an attorney in Los Angeles.
- Wife Jacqueline, son Jack Connor (June 2, 2002) and Shannon Iwalani (Feb. 24, 2004).

DIXON VERSUS OPPONENTS

Opponent	W-L
Akron	1-0
Alabama	1-0
Albany	1-0
Auburn	2-0
Belmont	1-0
Binghamton	1-0
Boston College	3-0
Boston U.	1-0
Bradley	0-1
Bucknell	0-1
Buffalo	2-0
Central Florida	1-0
Chicago State	1-0
Cincinnati	6-1
Connecticut	6-5
Coppin State	2-0
Dayton	1-1
Delaware State	1-0
DePaul	6-0
Duquesne	7-0
Duke	1-0
East Tennessee State	1-0
Eastern Kentucky	1-0
Fairleigh Dickinson	1-0
Florida A&M	1-0
Florida State	3-0
Georgetown	5-5
Georgetown (Ky.)	1-0
Georgia	1-0
Houston Baptist	1-0
Howard	1-0
Indiana	0-1
Indiana (Pa.)	1-0
Lafayette	1-0
Louisville	5-3
Loyola (Md.)	1-0
Kent State	2-0
Maine	1-0
Marquette	5-4
Maryland-Baltimore County	1-0
Massachusetts	1-0
Memphis	1-0
Miami, Fla.	1-0
Miami, Ohio	1-0
Michigan State	0-1
Mississippi Valley State	1-0
Mount St. Mary's	1-0
Murray State	1-0
New Hampshire	2-0
North Carolina A&T	1-0
Northeastern	1-0
Notre Dame	6-2
Oakland	1-0
Ohio	1-0
Oklahoma State	2-2
Oral Roberts	1-0
Pacific	0-1
Penn State	3-0
Providence	6-1
Richmond	1-0
Robert Morris	6-0
Rutgers	4-1
St. Francis (NY)	1-0
St. Francis (Pa.)	2-0
Saint Louis	1-0
St. John's	7-2
Saint Peter's	1-0
Seton Hall	5-3
Siena	1-0
South Carolina	2-0
South Florida	3-1
Syracuse	8-2
Texas	0-1
Texas Tech	1-0
Toledo	1-0
UCLA	0-1
Washington	2-0
Washington State	1-0
West Virginia	9-6
Western Michigan	1-0
William & Mary	1-0
Wisconsin	2-1
Vermont	2-0
Villanova	5-5
Virginia Commonwealth	1-0
Virginia Tech	2-0
Wichita State	1-0
Wofford	1-0
Wright State	1-0
Xavier	2-0
Youngstown State	2-0
Career Record	185-52

DIXON BY THE YEARS (2003-10)

Year	Overall		Big East		BET		NCAA		Non-Conf.		Home	
	W-L	Pct.	W-L	Pct.	W-L	Pct.	W-L	Pct.	W-L	Pct.	W-L	Pct.
2003-04	31-5	.861	13-3	.813	2-1	.667	2-1	.667	14-0	1.000	19-1	.950
2004-05	20-9	.689	10-6	.625	0-1	.000	0-1	.000	10-1	.909	13-4	.765
2005-06	25-8	.758	10-6	.625	3-1	.750	1-1	.500	11-0	1.000	16-1	.941
2006-07	29-8	.783	12-4	.750	2-1	.667	2-1	.667	13-2	.867	16-2	.889
2007-08	27-10	.730	10-8	.556	4-0	1.000	1-1	.500	12-1	.923	16-2	.889
2008-09	31-5	.861	15-3	.833	0-1	.000	3-1	.750	13-0	1.000	19-0	1.000
2009-10	22-7	.759	11-5	.688	0-0	.000	0-0	.000	11-2	.846	15-1	.938
Career	185-52	.781	81-35	.698	11-5	.688	9-6	.600	84-6	.933	114-11	.912

JAMIE DIXON ERA HIGHS AND LOWS

PITT TEAM HIGHS & LOWS

Points:	High	103	vs. Houston Baptist (11/9/07)
		100	vs. Notre Dame (1/4/06)
		98	vs. West Virginia (2/12/10)
		98	vs. DePaul (3/9/08)
	Low	42	vs. Georgetown (3/10/07)
		46	vs. Syracuse (2/29/04)
		47	vs. New Hampshire (12/4/09)
FG Made:	High	42	vs. Houston Baptist (11/9/07)
		42	vs. St. Francis (Pa.) (11/22/03)
		38	at DePaul (02/07/09)
	Low	13	vs. Central Florida (3/19/04)
		16	vs. Georgetown (3/10/07)
		17	Five times
FG Att:	High	92	vs. Houston Baptist (11/9/07)
		79	vs. Penn State (12/10/05)
		74	vs. Vermont (12/6/08)
	Low	38	at Cincinnati (1/24/07)
		39	vs. St. John's (2/8/05)
FG Pct.:	High	.674	vs. Cincinnati, 31-46 (2/14/09)
		.674	vs. Kent State, 31-46 (3/17/06)
		.630	vs. Marquette, 34-54 (3/4/09)
	Low	.262	vs. Georgetown, 16-61 (3/10/07)
		.295	vs. Central Florida, 13-44 (3/19/04)
		.297	at Dayton, 19-64 (12/29/07)
3FG Made:	High	14	vs. Maryland-Baltimore County (12/13/08)
		14	vs. Albany (11/28/03)
		13	vs. Florida A&M (12/30/06)
	Low	0	vs. West Virginia (3/12/09)
3FG Att.:	High	34	vs. Houston Baptist (11/9/07)
		31	vs. Florida A&M (12/30/06)
		29	vs. Albany (11/28/03)
	Low	27	vs. Maryland-Baltimore County (12/13/08)
		6	vs. Rutgers (1/17/04)
		7	vs. Connecticut (3/13/04)
3FG Pct.:	High	.632	at Cincinnati, 12-19 (1/24/07)
		.625	vs. Lafayette, 10-16 (01/02/08)
		.625	vs. South Florida, 10-16 (1/7/07)
	Low	.000	vs. West Virginia, 0-8 (3/12/09)
		.091	at Marquette, 1-11 (2/15/08)
		.100	at Connecticut, 2-20 (1/31/06)
		.118	Two times
FT Made:	High	31	vs. West Virginia, 31-42 (2/12/10)
		30	vs. Notre Dame (1/4/06)
		28	at Providence (3/2/04)
	Low	1	vs. New Hampshire (12/27/03)
		3	Two times
FT Att.:	High	46	vs. Notre Dame (1/4/06)
		42	Three times last- West Virginia (2/12/10)
	Low	4	vs. New Hampshire (12/27/03)
		6	vs. Maryland-Baltimore County (12/13/08)
		7	Three times
FT Pct.:	High	.947	vs. Michigan State, 18-19 (03/22/08)
		.909	vs. Bradley, 10-11 (3/19/06)
		.903	at Providence, 28-31 (3/2/04)
		.889	at Connecticut, 16-18 (1/31/06)
		.882	at Syracuse, 15-17 (3/1/08)
	Low	.250	vs. New Hampshire, 1-4 (12/27/03)
		.333	vs. St. Francis (Pa.), 3-9 (11/22/03)
Rebounds:	High	59	vs. Vermont (12/8/08)
		59	vs. Houston Baptist (11/9/07)
		55	vs. Howard (11/20/04)
		54	vs. Duquesne (12/2/09)
		53	Two times
	Low	23	vs. Georgetown (1/13/07)
		24	vs. Lafayette (01/02/08)
		25	Two times
Assists:	High	31	vs. Houston Baptist (11/9/07)
		30	vs. Notre Dame (1/4/06)
		29	vs. St. Francis (Pa.) (11/22/03)
	Low	5	vs. Louisville (3/8/06)
		7	Two times
Steals:	High	16	vs. Duquesne (12/3/08)
		16	vs. Houston Baptist (11/9/07)
		16	vs. Buffalo (11/23/07)
	Low	0	Two times, last at St. John's (02/27/10)
Blocks:	High	12	vs. Eastern Kentucky (11/19/09)
		9	Six times
	Low	0	Three times
Turnovers:	High	25	vs. Howard (11/20/04)
		24	vs. Seton Hall (2/9/04)
		23	two times
	Low	4	at Notre Dame (2/24/10)
		4	Louisville (2/24/08)
Fouls:	High	28	vs. West Virginia (2/12/10)
		28	vs. Oklahoma State (12/21/06)
		28	vs. Wisconsin (12/16/06)
	Low	7	at Syracuse (1/4/06)

OPPONENT TEAM HIGHS & LOWS

Points:	High	97	vs. Notre Dame (1/4/06)
		95	vs. Oklahoma State (12/21/06)
		89	vs. Wisconsin (12/16/06)
	Low	32	vs. New Hampshire (12/4/09)
		37	vs. Penn State (12/6/03)
		38	vs. New Hampshire (12/27/03)
		41	Two times
FG Made:	High	34	vs. Notre Dame (1/4/06)
		33	at Miami (1/10/04)
		31	vs. West Virginia (2/12/10)
	Low	12	vs. New Hampshire (12/4/09)
		14	vs. Penn State (12/6/03)
FG Att.:	High	83	vs. Notre Dame (1/4/06)
		74	vs. West Virginia (2/12/10)
		73	vs. Syracuse (1/23/06)
	Low	38	at Georgetown (2/24/07)
		40	vs. Auburn (12/4/05)
		42	vs. UCLA (3/22/07)
		42	at South Carolina (12/28/05)
FG Pct.:	High	.609	vs. Georgetown, 28-46 (1/13/07)
		.588	at Syracuse, 30-51 (3/1/08)
		.577	vs. Louisville, 30-52 (2/24/08)
		.574	vs. Robert Morris, 27-47 (2/02/09)
	Low	.235	vs. New Hampshire, 12-51 (12/4/09)
		.239	vs. Ohio, 17-71 (12/22/09)
		.263	vs. New Hampshire, 15-57 (12/27/03)
		.273	at Syracuse, 15-55 (1/24/04)
3FG Made:	High	17	vs. Lafayette, 17-31 (1/02/08)
		14	vs. Notre Dame (1/4/06)
		14	vs. Notre Dame (2/12/05)
	Low	0	vs. Youngstown State (12/13/03)
		1	Four times
3FG Att.:	High	40	at West Virginia (2/5/05)
		36	at West Virginia (2/27/06)
		36	vs. Notre Dame (1/4/06)
	Low	6	vs. Bradley (3/19/06)
		8	vs. Oklahoma State (3/25/04)
3FG Pct.:	High	.727	vs. Virginia Tech, 8-11 (1/6/04)
		.700	vs. Georgetown, 7-10 (1/20/10)
		.636	vs. Washington, 7-11 (2/17/07)
	Low	.000	vs. Youngstown State, 0-11 (12/13/03)
		.077	at Syracuse, 1-13 (1/2/10)
FT Made:	High	32	vs. Oklahoma State (12/21/06)
		31	at Wisconsin (12/16/06)
		26	vs. Bradley (3/19/06)
		26	vs. Villanova (3/10/05)
	Low	1	vs. Albany (11/28/03)
		1	vs. William & Mary (1/3/04)
FT Att.:	High	44	at Wisconsin (12/16/06)
		38	vs. Oklahoma state (12/21/06)
		37	vs. West Virginia (2/12/10)
	Low	1	vs. Albany (11/28/03)
		4	Two times
FT Pct.:	High	1.000	at Rutgers, 7-7 (1/8/05)
		1.000	vs. Robert Morris, 5-5 (11/24/04)
		.957	vs. Villanova, 22-23 (3/28/09)
	Low	.167	vs. William & Mary, 1-6 (1/3/04)
		.200	vs. Auburn, 3-15 (12/4/05)
Rebounds:	High	47	vs. Oklahoma State (12/21/06)
		45	at Notre Dame (2/21/08)
		44	Two times
	Low	18	vs. Georgetown (1/13/07)
		19	vs. William & Mary (1/3/04)
Assists:	High	24	vs. Robert Morris (2/02/09)
		22	at West Virginia (2/5/05)
		20	Three times, last- West Virginia (2/12/10)
	Low	2	vs. Boston College (3/12/04)
		4	vs. New Hampshire (12/4/09)
		5	vs. Chicago State (12/17/03)
Steals:	High	12	vs. Ohio (12/22/09)
		12	vs. Georgetown College, Ky. (12/15/03)
	Low	0	vs. Notre Dame (1/12/04)
		1	Six times
Blocks:	High	10	vs. Syracuse (1/23/06)
		9	at Connecticut (1/31/06)
		9	at Connecticut (1/19/04)
	Low	0	Eight times
Turnovers:	High	26	vs. Virginia Tech (1/6/04)
		25	vs. Buffalo (11/23/07)
		25	vs. Duquesne (12/3/08)
	Low	3	at Rutgers (1/8/05)
		4	at West Virginia (2/5/05)
Fouls:	High	32	vs. Notre Dame (1/4/06)
		31	vs. Virginia Tech (3/11/04)
		30	vs. Akron (11/21/08)
	Low	9	vs. New Hampshire (12/27/03)
		10	at Georgetown (2/5/06)

PITT BASKETBALL PERSONALITY PROFILES

CHASE ADAMS

- Senior transfer from Centenary. He was eligible to compete for Pitt immediately because Centenary decided to move from NCAA Division I competition to non-scholarship NCAA Division III competition.
- At Centenary, was named the Summit League Defensive Player of the Year after leading the league and ranking No. 8 nationally in steals. Also named an All-Summit League honorable mention selection after averaging 14.6 points, 4.5 assists and 2.7 steals per game as a junior.
- Originally from Baltimore, Md. where he played at Mount St. Joseph High School.
- Plans to play professional basketball overseas after graduating.
- Social Sciences major and is expected to graduate in April.

JERMAINE DIXON

- Younger brother of NBA player and former University of Maryland guard Juan Dixon. Dixon helped guide Maryland to the 2002 national championship.
- Raised by his brothers Phil and Juan Dixon after his mother passed away. He never has met his father. Basketball was the family's therapy. The family moved in with their grandmother.
- Originally from Baltimore, Md., he arrived at Pitt via Tallahassee Junior College (Fla.) where he starred for two seasons.
- Switched to jersey No. 24 after wearing No. 3 as a junior last year.
- Nickname is "Maine," short for Jermaine.
- Majors in administration of justice and is expected to graduate in April.

TIM FRYE

- Walk-on who majors in business/marketing.
- Wearing No. 44 this year. Became the first player at Pitt to wear No. 24 since walk-on Marcus Bowman (2002-05).
- Uncle Dave Frye played basketball at Providence and uncle Tom Albright played football at Indiana State.

- 2008-09 Big East Academic All-Star and is expected to graduate in April.

ASHTON GIBBS

- Helped guide the Under-19 USA Basketball Team to the Gold Medal and undefeated 9-0 record at the FIBA World Championships in Auckland, New Zealand in July, 2009. Pitt Head Coach Jamie Dixon served as head coach of the squad.
- Led the Big East Conference in 3-point percentage last year as a freshman.
- Father Temple Gibbs played college football at Temple and roomed with NFL All-Pro cornerback Kevin Ross.
- Father taught him how to shoot the basketball at a young age but it has been his mother who was the one who stressed making his free throws.
- Earned the nickname "Microwave" for his 3-point shooting off the bench as a freshman. Former Detroit Pistons star Vinnie Johnson was also nicknamed the "Microwave" for his ability heat up quickly during games.
- Played at same high school as Pitt assistant coach and former point guard Brandin Knight (Seton Hall Prep). Gibbs has known Knight since childhood.
- Has known fellow Pitt players Travon Woodall and Nasir Robinson since the seventh grade. He played on an AAU team with Woodall.
- Named a Big East Academic All-Star in 2008-09 and is a candidate for Academic All-America honors.

GARY MCGHEE

- Junior from Anderson, Ind. who became interested in Pitt while visiting family in the Pittsburgh area during a summer as a child.
- Father Gary McGhee competed in track & field at Indiana (1981-82).
- Cousin Aaron McGhee started at power forward and helped lead Oklahoma to the NCAA Final Four in 2002.
- Nickname is "Big G."
- Spent his official visit to Pitt with former Panthers and current New

- Orleans Hornets center Aaron Gray.
- Majors in communications.

DWIGHT MILLER

- Has only played competitive basketball for five years. Redshirted the 2008-09 campaign at Pitt, his first on the Pitt campus.
- Is the second player to play at Pitt from the Bahamas. Doyle Hudson (2005-07) was the first.
- Carries an old ragged FIBA basketball around campus because he says: "you never know when you'll find a game or an open basket."
- Guardian, guide and father figure is Frank Rutherford, the first Bahamas native to win an Olympic medal (1992 bronze medal in the triple jump). Rutherford operates the Frank Rutherford Elite Athletic Development Foundation (FREAD), an organization which develops and assists Bahamian student-athletes in their quest to obtain an education in the United States. Some of FREAD's success stories include Baltimore Ravens and former Washington State wide receiver Devard Darling, the late Florida State defensive tackle Devaughn Darling, USC forward Jeremy Barr and Miami (Fla.) offensive lineman Ian Symonette.
- In high school, trained during summers with former Houston Rockets center Hakeem Olajuwon and considers him his mentor.
- Pitt discovered Miller at an AAU event in 2007. Miller burst onto the recruiting scene at the ReebokU Camp, earning the camp's unsung player award.
- Played baseball as a youngster.
- Played in same Houston AAU program as teammate J.J. Richardson.

LAMAR PATTERSON

- Played his senior year of high school at St. Benedict's Prep in New Jersey for head coach Danny Hurley. Helped guide St. Benedict's to a No. 7 final national ranking and berth in the first-ever ESPN Rise National High School Tournament.

- Younger brother of Perry Patterson, who played quarterback at Syracuse from 2004-07 and was a Second Team All-State honoree at Lancaster McCaskey High School. The Patterson brothers are two of only four players in McCaskey history to earn All-State honors in basketball.
- Played his first three seasons at Lancaster McCaskey High School where he was an All-State selection.
- Older brother Lorne Creighton also starred in basketball at McCaskey and played collegiately at Kuntztown University.
- Favorite all-time basketball player is Magic Johnson.
- Committed to Pitt after the Panthers' win over Duke at Madison Square Garden in December, 2007.

J.J. RICHARDSON

- Underrated player who was discovered by Pitt and had several stellar summer performances prior to his final high school season.
- Grew up in Troy, Ohio, located right outside Dayton, before moving to Houston, Texas following his freshman year of high school.
- Played in the same Houston AAU program as Pitt teammate Dwight Miller.

NICK RIVERS

- Junior walk-on who earned a roster spot in August, 2009. The previous two seasons, he served as a student manager.
- Performs a dance routine, a blend of hip-hop and break dancing in the team huddle prior to home games. The team discovered his dancing talent in the lockerroom and encouraged him to perform the routine before games.
- Father Angelo Rivers played basketball at UC-Davis (1982-86) and was inducted into the UC-Davis Athletic Hall of Fame in 2006.
- Best job he ever held was a baseball umpire.
- Happiest and most gratifying moment in sports was seeing himself on ESPN.
- Majoring in economics.

PITT BASKETBALL PERSONALITY PROFILES

NASIR ROBINSON

- Nickname is “Nas” and “The Warrior.”
- The name Nasir is Arabic for “helper” or “success and victory.”
- As a high school junior, played in the state championship game against former Pitt star DeJuan Blair’s Schenley team. Blair’s team won the game, but Robinson bounced back the following year to guide his Chester team to the 2008 state title as a senior with a 33-1 overall record. His team earned the nation’s No. 3 ranking by *USA Today*.
- Played high school basketball at Chester H.S. Other Chester alumns include Orlando Magic standout Jameer Nelson and Wisconsin head coach Bo Ryan.
- Has known fellow Pitt players Ashton Gibbs and Travon Woodall since the seventh grade.

DANTE TAYLOR

- Became the fifth Pitt player in school history to earn McDonald’s All-America team honors joining Charles Smith (1984), Jerome Lane (1985), Bobby Martin (1987) and Brian Shorter (1987).
- Won the McDonald’s All-American Skills Competition, where he completed a full-court dribbling and shooting course in 37 seconds. Also scored 15 points and grabbed six rebounds in the McDonald’s All-America game in Miami on April 1, 2009.
- Honored by his hometown of Greenburgh, N.Y. as being a “native son” during halftime of the Frankie Williams All-Star game in June, 2009.
- Played high school basketball at National Christian Academy, the same school that produced Patrick

Ewing, Jr., Kevin Durant and Deron Washington.

- Family sent him to National Christian Academy hoping that he would turn his life around and improve his grades. When he arrived at NCA, he stood 6-feet-5 inches tall and weighed 230 pounds. Since then, he has grown four inches and maintained his weight.
- Developed and improved over his four years at NCA. With hard work, claims he went from a “raw, chubby kid to a McDonald’s All-American.”
- Earned honor roll academic status two times as a high school senior.
- Consensus top-30 national recruit.
- Invited to tryout for the USA Basketball Under-19 Team this past summer in Colorado Springs, Colo.
- Has several tattoos including one that says “RIP Grandpa” for his mother’s father, who died before he was born. Another one, on his left arm, has a basketball with a ribbon around it and the words “Respect My Hustle.” Others says “Blessed Baller,” and “Fear None, Trust Few.”

BRAD WANAMAKER

- Prior to his freshman season at Pitt, played on a USA Junior All-Star team that traveled to Europe with former Pitt teammate DeJuan Blair.
- Has a twin brother Brian, who played on his high school and AAU teams. Brian played collegiately in 2007-08 at NCAA Division I Central Connecticut State. After a year at Lon Morris Junior College, he is currently playing at Texas Wesleyan (2009-10).

- Invited to compete for a roster spot on the USA Basketball Under-19 World Championship team during the summer of 2007.
- Former Pitt player Mike Cook played in his AAU program, Positive Image.
- Philadelphia Inquirer and Philadelphia Daily News Player of the Year in 2007.
- Majors in communications.


TRAVON WOODALL

- Played a starring role in the documentary reality movie “The Street Stops Here,” a movie about Bob Hurley and the famed St. Anthony basketball program.
- Played his high school ball for head coach Bob Hurley at St. Anthony High School, the nation’s No. 1 ranked team in 2007-08. St. Anthony’s finished a perfect 32-0 was named national champions by *USA Today* in 2007-08.
- Introduced to basketball by his cousin Khalief Woodall (age 16), who was tragically killed when Woodall was age 11.
- Teammates call him a “born leader.”
- Has known fellow Pitt players Ashton Gibbs and Nasir Robinson since the seventh grade. He played on an AAU team with Gibbs.
- Best friends on other college teams include Giovanni Fontan (Fordham), Mike Rosario (Rutgers), Tyshawn Taylor (Kansas), Alberto Estwick (Fordham) and A.J. Rogers (Saint Joseph’s). All six played at St. Anthony’s.
- Originally from Brooklyn, N.Y. but resides in Paterson, N.J.

TALIB ZANNA

- Originally from Kaduna, Nigeria. Moved to the United States in 2006.

- His father, a successful businessman in Nigeria, passed away not long after he committed to Pitt.
- Early in his childhood, he played soccer but following a growth spurt and at the urging of his brother, he switched to basketball. Began playing basketball at age 10. Early-on, he had a goal of traveling to the United States to play basketball.
- Discovered by American high school coaches at a big man camp in Lagos, Nigeria.
- Ran up and down mountains in Nigeria to help increase his strength and speed.
- Devout Muslim who can speak four different languages. He could speak English before arriving in the United States.
- Played high school basketball at Bishop McNamara High School (Md.).
- His father, who never saw him play competitively, served as his role model and inspiration. After he broke his ankle during his first year in the U.S., his father told him to keep working toward his goals. He plays the game thinking of his father.
- Has five siblings. His dream is for them to see him play someday in the United States.
- Also performed a gymnastics routine for ESPN prior to a game in 2005-06.
- Prior to his senior season at Friendly H.S., promised his coach that he would do back flips if his team won the state title, then held true on his promise after he led the team to the championship.
- Owns a 35-inch vertical leap.
- Competed at the LeBron James Skills Camp this summer.



5 • GILBERT BROWN

FORWARD • 6-6 • 210 • JR* • 2L • HARRISBURG, PA./SOUTH KENT PREP (CONN.)

2009-10

- Candidate for the Big East Sixth Man award.
- Played in each of the last 18 contests after missing the season's first 11 games due to an academic suspension.
- Scored over 20-plus points three times and reached double figure scoring in nine games on year.
- Scored 13 points (4-6 FG) and dished out five assists at St. John's, 2/27.
- Scored 16 points vs. Villanova, 2/21.
- Finished with 16 points (5-8 FG) including a key drive and dunk in the second overtime in a career-high 38 minutes vs. West Virginia, 2/12.
- Scored a game-high 23 points, set or tied career-highs for field goals made (9), field goal attempts (14) and 3-point field goals made (2) in 28 minutes vs. Seton Hall, 2/6.
- Set or tied career-highs for points (25), field goals made-attempts (9-13) and minutes played (35) at USEF, 1/31.
- Finished with nine points, set or tied a career-highs for rebounds (8), defensive rebounds (7), assists (5), free throws made (7) and free throw attempts (10) vs. St. John's, 1/28.
- Finished with a career-high 20 points (8-9 FG) in 30 minutes and grabbed four rebounds vs. Georgetown, 1/20.
- Scored 11 points including nine in the first half in 26 minutes at Connecticut, 1/13.
- Scored a career-high 17 points (13 in the second half) and scored seven straight points midway through the second half including a spectacular baseline

2009-10 GAME-BY-GAME

Opp./Date	Total			3-pt			FT			Reb			PF	Δ TO	Blk	Stl	Pts
	Min	FG-A	Pct	M-A	Pct	M-A	Pct	O-D-T	PF	Δ TO	Blk	Stl					
WC,N13	-	-	-	-	-	-	-	-	-	-	-	-	-	-	-	-	-
Bingh,N17	-	-	-	-	-	-	-	-	-	-	-	-	-	-	-	-	-
EKU,N19	-	-	-	-	-	-	-	-	-	-	-	-	-	-	-	-	-
WSU,N23	-	-	-	-	-	-	-	-	-	-	-	-	-	-	-	-	-
Texas,N24	-	-	-	-	-	-	-	-	-	-	-	-	-	-	-	-	-
YSU,N28	-	-	-	-	-	-	-	-	-	-	-	-	-	-	-	-	-
Duq,D2	-	-	-	-	-	-	-	-	-	-	-	-	-	-	-	-	-
UNH,D4	-	-	-	-	-	-	-	-	-	-	-	-	-	-	-	-	-
Indiana,D8	-	-	-	-	-	-	-	-	-	-	-	-	-	-	-	-	-
KSU,D12	-	-	-	-	-	-	-	-	-	-	-	-	-	-	-	-	-
MTSM,D19	-	-	-	-	-	-	-	-	-	-	-	-	-	-	-	-	-
Ohio,D22	18	4-4	1.000	2-2	1.000	1-1	1.000	0-2-2	4	2	3	0	0	11			
DePaul,D28	23	2-5	.400	0-1	.000	2-2	1.000	0-3-3	1	0	0	0	0	6			
Syr,J2	17	2-4	.500	0-0	.000	2-2	1.000	2-1-3	4	2	3	0	0	6			
Cin,J4	27	7-13	.538	1-2	.500	2-3	.667	1-2-3	2	2	1	0	0	17			
UConn,J13	26	4-7	.571	1-1	1.000	2-2	1.000	1-0-1	3	1	1	0	0	11			
Louis,J16	19	0-1	.000	0-1	.000	0-0	.000	0-2-2	3	2	2	0	1	0			
Gtown,J20	30	8-9	.888	1-2	.500	3-5	.600	2-2-4	3	1	2	0	1	20			
SHU,J24	24	2-7	.285	1-4	.250	2-3	.666	2-4-6	2	1	3	1	0	7			
SJU,J28	27	1-6	.166	0-3	.000	7-10	.700	1-7-8	2	5	3	0	2	9			
USEF,J31	35	9-13	.692	2-3	.667	5-9	.556	3-2-5	3	0	2	0	0	25			
WVU,F3	18	0-4	.000	0-0	.000	0-1	.000	1-1-2	3	0	1	0	1	0			
SHU,F6	28	9-14	.643	2-4	.500	3-3	1.000	0-4-4	2	2	0	0	2	23			
RMU,F8	26	2-6	.333	0-1	.000	2-2	1.000	1-2-3	2	3	2	0	0	6			
WVU,F12	38	5-8	.625	0-2	.000	6-8	.750	0-1-1	4	1	0	0	0	16			
Marq,F18	23	1-4	.250	0-1	.000	3-5	.600	0-2-2	4	5	1	1	0	5			
VU,F21	24	5-9	.556	1-1	1.000	5-8	.625	2-2-4	2	1	3	0	1	16			
UND,F24	26	1-7	.142	0-5	.000	1-3	.333	2-0-2	0	3	0	1	1	3			
SJU,F27	26	4-6	.667	2-3	.667	3-5	.600	0-1-1	2	3	0	0	0	13			
PC,M4																	
RU,M6																	

- drive and dunk in 27 minutes at Cincinnati, 1/4.
- Made his season debut with an 11-point (4-4 FG), 2-2 3-pointer performance in 18 minutes vs. Ohio, 12/22.
- Became eligible to practice on Dec. 20 and eligible to play in the Ohio game (Dec. 22).
- Missed the season's first 11 games due to academic suspension through the first semester.

CAREER NUMBERS

Double-Doubles:	0
Points-Rebounds:	0
Points-Assists:	0
20+ point games:	3
10+ point games:	25
10+ rebound games:	0
5+ rebound games:	14
5+ assist games:	5
30+ minute games:	11
40+ minute games:	0

CAREER HIGHS

Points: 25, at USEF, 1/31/10.
 FG made: 9, two times- Seton Hall, 2/6/10; at USEF, 1/31/10.
 FG attempts: 14, Seton Hall, 2/6/10.
 3FG Made: 2, 11 times, last- at St. John's, 2/27/10.
 3FG attempts: 5, two times- at Notre Dame, 2/24/10, Rutgers, 1/26/08.
 FT made: 7, St. John's, 1/28/10.
 FT attempts: 10, St. John's, 1/28/10.
 Rebounds: 8, three times- St. John's 1/28/10, vs. Texas Tech, 11/28/08; vs. Louisville, 3/13/08.
 Off. Rebs.: 4, two times- last at Connecticut, 2/16/09.
 Def. Rebs.: 7, St. John's, 1/28/10.
 Assists: 5, five times, last- at Marquette, 2/18/10.
 Steals: 3, Vermont, 12/6/08.
 Blocks: 3, at Villanova, 1/6/08.
 Minutes: 38, West Virginia, 2/12/10.

2009-10 SEASON HIGHS

Points: 25, at USEF, 1/31.
 Rebounds: 8, St. John's, 1/28.
 Assists: 5, two times- at Marquette, 2/18, St. John's, 1/28.
 Steals: 2, two times.
 Blocks: 1-three times, at Notre Dame 2/24, at Marquette, 2/18, Seton Hall, 1/24.
 Minutes: 38, West Virginia, 2/12/10.


GILBERT BROWN'S CAREER STATISTICS

OVERALL STATISTICS

SEASON	TEAM	GP-GS	MIN	TOTAL			3-POINTERS			REBOUNDS			PF-FO	Δ	TO	BLK	ST	PTS-AVG						
				FG-FGA	PCT	FG-FGA	PCT	FT-FTA	PCT	OFF-DEF	TOT-AVG													
2006-07	Pitt	3-0	13	1	4	.250	0	1	.000	0	0	.000	1	1	2	0	7	2	0.7					
2007-08	Pitt	37-15	815	86	184	.467	19	78	.244	51	68	.750	40	73	113	3.1	75	1	57	33	10	25	242	6.5
2008-09	Pitt	32-0	621	62	143	.434	11	39	.282	37	53	.698	40	60	100	3.1	52	0	42	35	9	16	172	5.4
2009-10	Pitt	18-0	451	66	127	.520	13	36	.361	49	72	.681	18	38	56	3.1	46	0	34	27	3	9	194	10.8
Totals		90-15	1900	215	458	.469	43	154	.279	137	193	.710	99	172	271	3.0	174	1	134	95	22	50	610	6.8

BIG EAST STATISTICS

SEASON	TEAM	GP-GS	MIN	TOTAL			3-POINTERS			REBOUNDS			PF-FO	Δ	TO	BLK	ST	PTS-AVG						
				FG-FGA	PCT	FG-FGA	PCT	FT-FTA	PCT	OFF-DEF	TOT-AVG													
2006-07	Pitt	0-0	0	0	0	.000	0	0	.000	0	0	.000	0	0	0	0	0	0	0	0	0	0	0	0.0
2007-08	Pitt	18-13	452	45	98	.459	9	42	.214	33	44	.750	18	44	62	3.4	41	0	33	21	5	9	132	7.3
2008-09	Pitt	18-18	348	37	79	.468	5	18	.278	11	18	.611	23	31	54	3.0	24	0	22	17	4	6	90	5.0
Totals		36-21	800	82	177	.463	14	60	.233	44	62	.710	41	75	116	3.2	65	0	55	38	9	15	222	6.2



24 • JERMAINE DIXON

GUARD • 6-3 • 200 • SR • IL • BALTIMORE, MD./TALLAHASSEE J.C./MAINE CENTRAL INSTITUTE

2009-10

- Candidate for the Big East's Defensive Player of the Year award as he serves as the Panthers' defensive stopper.
- Started 18 games at guard.
- Scored over 20 points one time and reached double figure scoring 11 times on year.
- Scored 13 points at Notre Dame, 2/24.
- Finished with 10 points, six rebounds (three offensive) and a career-high three blocked shots vs. Villanova, 2/21.
- Totaled 10 points and grabbed a tied a career-high tying seven rebounds at Marquette, 2/18.
- Scored 18 points (3-6 3FG) with six rebounds vs. Robert Morris, 2/8.
- Finished with 15 points (6-13 FG) with four assists and two steals and held the Big East's leading scorer Jeremy Hazell to two points vs. Seton Hall, 2/6.
- Scored 13 points and tallied two blocks at West Virginia, 2/3.
- Totaled 11 points and six rebounds at Seton Hall, 1/24.
- Scored 14 points vs. Georgetown, 1/20.
- Finished with nine points including six in the overtime period, tied a career-high with six assists and made three steals vs. Louisville, 1/16.
- Scored 10 points and hit a career-high 7-8 free throws at Cincinnati, 1/4.
- Finished with a career-high 21 points and surpassed or tied career-highs for field goals made (7), field goal attempts (16), 3-point field goals made (3) and attempts (8) and minutes played (36), also grabbed five rebounds and finished with five steals at Syracuse, 1/2.
- Scored 12 points (5-13 FG), hit first 3-pointer of the year vs.

2009-10 GAME-BY-GAME

Opp./Date	Min	Total FG-Δ	Pct	3-pt M-Δ	Pct	FT M-Δ	Pct	Reb O-D-T	PF	Δ TO	Blk	Stl	Pts
WC,N13	-	-	-	-	-	-	-	-	-	-	-	-	-
Bingh,N17	-	-	-	-	-	-	-	-	-	-	-	-	-
EKU,N19	-	-	-	-	-	-	-	-	-	-	-	-	-
WSU,N23	-	-	-	-	-	-	-	-	-	-	-	-	-
Texas,N24	-	-	-	-	-	-	-	-	-	-	-	-	-
YSU,N28	-	-	-	-	-	-	-	-	-	-	-	-	-
Duq,D2	-	-	-	-	-	-	-	-	-	-	-	-	-
UNH,D4	-	-	-	-	-	-	-	-	-	-	-	-	-
Indiana,D8	12	0-2	.000	0-0	.000	0-0	.000	0-2-2	3	1	3	1	0
KSU,D12	14	2-6	.333	0-3	.000	1-1	1.000	0-0-0	1	1	0	0	5
MTSM,D19	*19	2-6	.333	0-1	.000	0-2	.000	0-1-1	4	1	1	0	4
Ohio,D22	*25	4-9	.444	0-0	.000	6-7	.857	0-6-6	1	6	3	1	0
DePaul,D28	*30	5-13	.385	1-4	.250	1-1	1.000	0-3-3	0	1	2	0	0
Syr,J2	*36	7-16	.438	3-8	.375	4-6	.667	2-3-5	3	4	2	0	5
Cin,J4	*35	1-7	.143	1-3	.333	7-8	.875	0-5-5	2	2	1	0	0
UConn,J13	*37	3-14	.214	0-3	.000	0-1	.000	3-4-7	2	1	1	1	0
Louis,J16	*31	4-10	.400	0-2	.000	1-2	.500	1-3-4	4	6	2	0	3
Gtown,J20	*32	4-11	.363	1-4	.250	5-7	.714	1-1-2	2	2	0	2	0
SHU,J24	*34	5-12	.416	1-4	.250	0-1	.000	2-4-6	2	2	2	0	2
SJU,J28	*20	3-6	.500	0-1	.000	2-2	1.000	0-4-4	2	0	2	1	1
USE,J31	-	-	-	-	-	-	-	-	-	-	-	-	-
WVU,F3	*34	5-12	.416	0-1	.000	3-4	.750	1-2-3	2	0	0	2	1
SHU,F6	*33	6-13	.462	1-1	1.000	2-3	.667	1-0-1	4	4	2	1	2
RMU,F8	*32	5-12	.416	3-6	.500	5-6	.833	1-5-6	3	2	0	1	1
WVU,F12	*26	1-5	.200	0-2	.000	3-4	.750	0-2-2	5	3	0	0	0
Marq,F18	*33	4-10	.400	2-5	.400	0-0	.000	0-7-7	0	2	3	0	1
VU,F21	*37	3-15	.200	1-5	.200	3-4	.750	3-3-6	4	3	2	3	3
UND,F24	*30	6-13	.461	0-3	.000	1-2	.500	1-0-1	2	3	2	0	1
SJU,F27	*22	2-3	.667	0-1	.000	0-0	.000	0-0-0	3	2	1	0	0
PC,M4	-	-	-	-	-	-	-	-	-	-	-	-	-
RU,M6	-	-	-	-	-	-	-	-	-	-	-	-	-

- DePaul, 12/28.
- Finished with 14 points (4-9 FG, 6-7 FT) and a career-high of six assists vs. Ohio, 12/22.
- Made first start of the year vs. Mount St. Mary's, 12/19.
- Scored his first basket of the year on a driving baseline layup since coming back from injury vs. Kent State, 12/12.
- Saw his first action of the season vs. Indiana, 12/8.
- Sidelined while rehabbing his injured foot through the season's first eight games. Broke his fifth metatarsal in his right foot two times during the offseason.

CAREER NUMBERS

Double-Doubles:	0
Points-Rebounds:	0
Points-Assists:	0
20+ point games:	1
10+ point games:	27
10+ rebound games:	0
5+ rebound games:	11
5+ assist games:	4
30+ minute games:	18
40+ minute games:	0

CAREER HIGHS

Points: 21, at Syracuse, 1/2/10.
 FG made: 7, two times- at Syracuse, 1/2/10; St. John's, 1/11/09.
 FG attempts: 16, at Syracuse, 1/2/10.
 3FG Made: 3, six times, last- Robert Morris, 2/8/10.
 3FG attempts: 8, at Syracuse, 1/2/10.
 FT made: 7, at Cincinnati, 1/4/10.
 FT attempts: 8, at Cincinnati, 1/4/10.
 Rebounds: 7, two times- at Marquette, 2/18/10, at Connecticut, 1/13/10
 Off. Rebs.: 3, three times- Villanova, 2/21/10; at Connecticut, 1/12/10, Duquesne, 12/3/09.
 Def. Rebs.: 7, at Marquette, 2/18/10.
 Assists: 6, two times- Louisville, 1/16/10; Ohio, 12/22/09.
 Steals: 6, at Villanova, 1/28/09.
 Blocks: 3, two times- Villanova, 2/21/10; Belmont, 11/25/08.
 Minutes: 37, at Connecticut, 1/13/10.

2009-10 SEASON HIGHS

Points: 21, at Syracuse, 1/2.
 Rebounds: 7, two times- at Marquette, 2/18, at Connecticut, 1/13.
 Assists: 6, two times- Louisville, 1/16; Ohio, 12/22.
 Steals: 5, at Syracuse, 1/2.
 Blocks: 3, Villanova, 2/21.
 Minutes: 37, at Connecticut, 1/13.

JERMAINE DIXON'S CAREER STATISTICS

OVERALL STATISTICS

SEASON	TEAM	GP-GS	MIN	TOTAL			3-POINTERS			REBOUNDS			PF-FO	Δ	TO	BLK	ST	PTS-AVG						
				FG-FGA	PCT	PCT	FG-FGA	PCT	FT-FTA	PCT	OFF-DEF	TOT-AVG												
2008-09	Pitt	36-36	885	113	257	.440	32	109	.294	46	70	.657	19	73	92	26	70	1	72	36	25	51	304	8.4
2009-10	Pitt	20-18	572	72	195	.369	14	57	.246	44	61	.721	16	55	71	36	49	1	46	29	13	20	202	10.1
Totals		56-54	1457	185	452	.409	46	166	.277	90	131	.687	35	128	163	29	119	2	118	65	38	71	506	9.0

BIG EAST STATISTICS

SEASON	TEAM	GP-GS	MIN	TOTAL			3-POINTERS			REBOUNDS			PF-FO	Δ	TO	BLK	ST	PTS-AVG						
				FG-FGA	PCT	PCT	FG-FGA	PCT	FT-FTA	PCT	OFF-DEF	TOT-AVG												
2008-09	Pitt	18-18	465	67	137	.489	22	62	.355	25	39	.641	8	39	47	26	40	1	43	12	13	29	181	10.1
Totals		18-18	465	67	137	.489	22	62	.355	25	39	.641	8	39	47	26	40	1	43	12	13	29	181	10.1



22 • BRAD WANAMAKER

GUARD • 6-4 • 210 • JR • 2L • PHILADELPHIA, PA./ROMAN CATHOLIC H.S.

2009-10

- Started all 29 games at small forward.
- Leads team in assists (128) and ranks second in rebounding (5.9 rpg).
- Recorded four double-doubles on the season, four double figure rebounding games and two double figure assist games.
- Scored 20-plus points in three games and reached double figure scoring in 18 contests on year.
- Scored 10 points at Marquette, 2/18.
- Scored a career-high 24 points (7-14 FG, 9-11 FT) with 10 assists and five rebounds in a career-high 47 minutes vs. West Virginia, 2/12.
- Finished with 12 points and 10 rebounds (five offensive) for third double-double of his career vs. Robert Morris, 2/8.
- Scored 13 points (5-10 FG) with six rebounds and seven assists vs. Seton Hall, 2/6.
- Finished with 14 points (6-12 FG) and four assists at USF, 1/31.
- Scored a game-high 16 points and tallied six assists vs. St. John's, 1/28.
- Finished with nine points, a career-high 13 rebounds and seven assists vs. Georgetown, 1/20.
- Hit a key 3-pointer and converted two free throws with 1.9 seconds left to send the game into overtime, finished with 20 points (4-9 FG), hit a career-high 11-12 free throws, six rebounds and seven assists vs. Louisville, 1/16.
- Finished with nine points, eight rebounds and six assists vs. Seton Hall, 1/24.
- Scored 19 points (13 first half), converted 9-10 free throws and finished with three steals in 30 minutes at Connecticut, 1/13.
- Finished with 12 points, hit 10-14 free throws, dished out six assists and at Syracuse, 1/2.
- Registered his second career double-double with 10 assists

2009-10 GAME-BY-GAME

Opp./Date	Min	FG-A	Pct	3-pt	M-A	Pct	FT	M-A	Pct	O-D-T	PF	Δ	TO	Blk	Stl	Pts
WC, N13	*33	5-10	.500	0-1	.000	5-10	.500	1-2-3	3	3	4	1	1	1	15	
Bingh, N17	*27	6-10	.600	1-3	.333	1-2	.500	0-1-1	3	2	0	0	1	1	14	
EKU, N19	*24	2-4	.500	0-0	.000	3-6	.500	3-5-8	2	4	1	1	0	7	7	
WSU, N23	*30	0-4	.000	0-1	.000	4-6	.667	0-5-5	4	1	4	0	1	4	4	
Texas, N24	*33	5-16	.313	0-4	.000	3-5	.600	1-5-6	3	2	4	0	2	13	13	
YSU, N28	*32	4-7	.571	2-4	.500	4-5	.800	2-6-8	3	3	3	0	1	14	14	
Duq, D2	*41	3-10	.300	1-5	.200	7-10	.700	0-10-10	3	0	4	0	1	14	14	
UNH, D4	*36	7-11	.636	2-3	.667	3-4	.750	2-5-7	1	5	1	0	2	19	19	
Indiana, D8	*33	6-13	.462	2-4	.500	4-5	.800	2-4-6	5	4	4	1	2	18	18	
KSU, D12	*30	5-7	.714	3-3	1.000	5-6	.833	3-5-8	4	3	4	0	2	18	18	
MTSM, D19	*36	7-11	.636	0-2	.000	6-6	1.000	1-5-6	1	7	1	0	1	20	20	
Ohio, D22	*34	2-8	.250	0-2	.000	0-0	.000	1-9-10	3	10	4	0	2	4	4	
DePaul, D28	*35	3-12	.282	1-2	.500	0-2	.000	3-6-9	1	4	3	0	1	7	7	
Syr, J2	*27	1-7	.143	0-2	.000	10-14	.714	0-5-5	4	6	4	0	0	12	12	
Cin, J4	*21	2-5	.400	0-0	.000	0-1	.000	0-4-4	4	2	2	1	0	4	4	
UConn, J13	*30	5-10	.500	0-1	.000	9-10	.900	2-2-4	2	3	1	0	3	19	19	
Louis, J16	*37	4-9	.444	1-1	1.000	11-12	.916	4-2-6	4	7	3	0	2	20	20	
Gtown, J20	*37	4-12	.333	0-3	.000	1-2	.500	5-8-13	3	7	2	1	0	9	9	
SHU, J24	*37	3-10	.300	1-1	1.000	2-2	1.000	4-4-8	1	6	4	0	1	9	9	
SJU, J28	*36	5-10	.500	2-3	.666	4-4	1.000	1-3-4	4	6	1	0	2	16	16	
USF, J31	*37	6-12	.500	0-1	.000	2-5	.400	1-2-3	4	4	1	1	1	14	14	
WVU, F3	*30	0-4	.000	0-2	.000	0-2	.000	2-2-4	3	1	2	0	0	0	0	
SHU, F6	*30	5-10	.500	1-2	.500	2-2	1.000	0-6-6	2	7	1	1	1	13	13	
RMU, F8	*32	3-5	.600	1-1	1.000	5-7	.714	5-5-10	4	4	5	0	2	12	12	
WVU, F12	*47	7-14	.500	1-3	.333	9-11	.818	0-5-5	5	10	4	0	1	24	24	
Marq, F18	*35	4-5	.800	0-1	.000	2-2	1.000	3-1-4	3	4	7	1	1	10	10	
VU, F21	*24	1-4	.250	0-2	.000	2-2	1.000	2-1-3	3	4	4	0	0	4	4	
UND, F24	*29	4-8	.500	0-2	.000	0-0	.000	0-3-3	3	5	1	0	1	9	9	
SJU, F27	*31	3-7	.428	0-1	.000	2-2	1.000	0-1-1	2	4	0	0	0	8	8	
PC, M4																
RU, M6																

CAREER HIGHS

Points: 24, West Virginia, 2/12/10.
 FG made: 7, three times- last West Virginia, 2/12/10.
 FG attempts: 16, vs. Texas, 11/24/09.
 3FG Made: 3, two times- Kent State, 12/12/09; at DePaul, 2/7/09.
 3FG attempts: 5, at Rutgers, 12/31/08.
 FT made: 11, Louisville, 1/16/10.
 FT attempts: 14, at Syracuse, 1/2/10.
 Rebounds: 13, Georgetown, 1/20/10.
 Off. Rebs.: 5, two times- Robert Morris, 2/8/10; Georgetown, 1/20/10.
 Def. Rebs.: 10, vs. Duquesne, 12/2/09.
 Assists: 10, two times- West Virginia, 2/12/10; Ohio, 12/22/09.
 Steals: 4, Vermont, 12/6/08.
 Blocks: 2, two times- last vs. West Virginia, 2/9/09.
 Minutes: 47, West Virginia, 2/12/10.

2009-10 SEASON HIGHS

Points: 24, West Virginia, 2/12.
 Rebounds: 13, Georgetown, 1/20.
 Assists: 10, two times- West Virginia, 2/12; Ohio, 12/22.
 Steals: 3, at Connecticut, 1/13.
 Blocks: 1, six times.
 Minutes: 47, West Virginia, 2/12.

CAREER NUMBERS

Double-Doubles: 4
 Points-Rebounds: 3
 Points-Assists: 1
 20+ point games: 3
 10+ point games: 23
 10+ rebound games: 4
 5+ rebound games: 27
 10+ assist games: 2
 5+ assist games: 15
 30+ minute games: 22
 40+ minute games: 2

- and 10 rebounds vs. Ohio, 12/22.
- Finished with a career-high 20 points (7-11 FG) with seven assists and six rebounds vs. Mount St. Mary's, 12/19.
- Scored 18 points, hit a career-high tying 3-3 3-point field goals, grabbed eight rebounds vs. Kent State, 12/12.
- Finished with 18 points (6-13 FG), hit two 3-pointers with six rebounds vs. Indiana, 12/8.
- Scored 19 points (7-11 FG), hit 2-3 3-pointers and finished with five assists and seven rebounds vs. New Hampshire, 12/4.
- Totaled first career double-double with 14 points and a

- career-high 10 rebounds in a career-high 41 minutes vs. Duquesne, 12/2.
- Scored 14 points (4-7 FG) and grabbed eight rebounds vs. Youngstown State, 11/28.


BRAD WANAMAKER'S CAREER STATISTICS

OVERALL STATISTICS

SEASON	TEAM	GP-GS	MIN	TOTAL			3-POINTERS			REBOUNDS			PF-FO	Δ	TO	BLK	ST	PTS-AVG						
				FG-FGA	PCT	FG-FGA	PCT	FT-FTA	PCT	OFF-DEF	TOT-AVG													
2007-08	Pitt	30-0	331	24	73	.329	3	18	.167	15	31	.484	10	26	36	12	32	0	43	28	3	12	66	2.2
2008-09	Pitt	36-0	683	66	143	.462	23	59	.390	53	71	.746	13	104	117	33	83	3	77	60	8	28	208	5.8
2009-10	Pitt	29-29	943	112	255	.439	20	59	.339	1106	145	.731	48	122	170	59	87	2	128	79	8	32	350	12.1
Totals		95-29	1957	202	471	.429	46	136	.338	174	247	.704	71	252	323	34	202	5	248	167	19	72	624	6.6

BIG EAST STATISTICS

SEASON	TEAM	GP-GS	MIN	TOTAL			3-POINTERS			REBOUNDS			PF-FO	Δ	TO	BLK	ST	PTS-AVG						
				FG-FGA	PCT	FG-FGA	PCT	FT-FTA	PCT	OFF-DEF	TOT-AVG													
2007-08	Pitt	17-0	180	11	32	.344	1	6	.167	10	18	.556	6	14	20	12	18	0	21	13	2	3	33	1.9
2008-09	Pitt	18-0	373	42	85	.494	16	36	.444	27	35	.771	9	58	67	37	46	1	48	28	6	14	127	7.1
Totals		35-0	553	53	117	.453	17	42	.405	37	53	.698	15	72	87	25	64	1	69	41	8	17	160	4.6



52 • GARY MCGHEE

CENTER • 6-10 • 250 • JR • 2L • ANDERSON, IND./HIGHLAND SENIOR H.S.

2009-10

- Started all 29 games at center.
- Shooting 63.6 percent on the year (84-132).
- Totaled three double-doubles, reached double figure scoring in seven games and double figure rebounding in nine contests on year.
- Grabbed 10 rebounds and scored six points at St. John's, 2/27.
- Grabbed 10 rebounds including a career-high eight offensive with seven points vs. Villanova, 2/21.
- Finished with 10 points and tallied a career-high 6 blocks at Marquette, 2/18.
- Grabbed a career-high 12 rebounds vs. West Virginia, 2/12.
- Registered his third career double-double with career-highs of 12 points (4-6 FG) and 11 rebounds (seven defensive) vs. Seton Hall, 2/6.
- Finished with nine points and nine rebounds including a career-high seven offensive boards at West Virginia, 2/3.
- Grabbed a career-high tying 11 rebounds at USEF, 1/31.
- Totaled 10 points (5-7 FG) vs. St. John's, 1/28.
- Finished with eight points, nine rebounds and two blocks in 28 minutes at Connecticut, 1/13.
- Blocked a career-high five shots vs. Ohio, 12/22.
- Finished with 10 rebounds and nine points vs. Mount St. Mary's, 12/19.
- Grabbed a career-high 11 rebounds and four blocks vs. Kent State, 12/12.
- Scored 11 points (5-7 FG) including two key dunks down the stretch, grabbed eight rebounds (four offensive) in a career-high 35 minutes vs. Duquesne, 12/2.

2009-10 GAME-BY-GAME

Opp./Date	Min	FG-A	Pct	3-pt	Pct	FT	Pct	Reb	O-D-T	PF	Δ	TO	Blk	Stl	Pts
WC,N13	*21	3-3	1.000	0-0	.000	1-1	1.000	3-5-8	0	1	2	3	0	7	
Bingh,N17	*18	4-5	.800	0-0	.000	1-2	.500	2-4-6	3	0	1	1	1	9	
EKU,N19	*19	2-3	.667	0-0	.000	0-0	.000	1-4-5	1	2	1	4	1	4	
WSU,N23	*25	4-4	1.000	0-0	.000	2-2	1.000	3-3-6	1	0	1	1	0	10	
Texas,N24	*20	3-3	1.000	0-0	.000	5-8	.625	4-6-10	3	0	2	0	0	11	
YSU,N28	*23	4-7	.571	0-0	.000	4-7	.571	4-6-10	1	1	0	1	0	12	
Duq,D2	*35	5-7	.714	0-0	.000	1-2	.500	4-4-8	3	0	1	3	0	11	
UNH,D4	*18	0-1	.000	0-0	.000	0-0	.000	0-2-2	2	0	3	1	0	0	
Indiana,D8	*16	1-3	.333	0-0	.000	0-2	.000	3-3-6	3	0	2	2	0	2	
KSU,D12	*26	2-3	.667	0-0	.000	2-3	.667	1-10-11	2	0	5	4	1	6	
MTSM,D19	*24	4-6	.667	0-0	.000	1-2	.500	3-7-10	1	1	2	0	0	9	
Ohio,D22	*21	3-3	1.000	0-0	.000	1-2	.500	0-5-5	1	0	0	5	0	7	
DePaul,D28	*16	3-4	.750	0-0	.000	0-4	.000	3-1-4	3	0	0	0	0	6	
Syr,J2	*15	0-1	.000	0-0	.000	2-2	1.000	0-0-0	1	0	0	0	0	2	
Cin,J4	*23	3-5	.600	0-0	.000	0-2	.000	3-3-6	2	1	1	2	0	6	
UConn,J13	*28	3-5	.600	0-0	.000	2-2	1.000	3-6-9	2	1	1	2	0	8	
Louis,J16	*25	3-6	.500	0-0	.000	0-0	.000	2-4-6	3	2	0	1	0	6	
Gtown,J20	*26	3-3	1.000	0-0	.000	1-1	1.000	1-4-5	4	1	0	1	1	7	
SHU,J24	*28	2-2	1.000	0-0	.000	2-2	1.000	0-4-4	2	0	1	0	0	6	
SJU,J28	*28	5-7	.714	0-0	.000	0-0	.000	1-3-4	3	0	2	3	0	10	
USEF,J31	*32	3-5	.600	0-0	.000	2-4	.500	3-8-11	3	1	1	3	0	8	
WVU,F3	*21	3-11	.272	0-0	.000	3-4	.750	7-2-9	3	0	1	0	0	9	
SHU,F6	*24	4-6	.667	0-0	.000	4-7	.571	4-7-11	2	0	2	0	0	12	
RMU,F8	*20	3-4	.750	0-0	.000	2-4	.500	1-5-6	2	2	2	2	0	8	
WVU,F12	*38	2-4	.500	0-0	.000	2-4	.500	3-9-12	2	3	1	2	1	6	
Marq,F18	*29	5-5	1.000	0-0	.000	0-0	.000	1-4-5	3	1	0	6	1	10	
VU,F21	*31	2-6	.333	0-0	.000	3-4	.750	8-2-10	1	1	0	2	0	7	
UND,F24	*24	3-6	.500	0-0	.000	1-2	.500	4-4-8	3	1	0	1	1	7	
SJU,F27	*33	2-4	.500	0-0	.000	2-3	.667	2-6-8	2	0	1	3	0	6	
PC,M4															
RU,M6															

- Finished with his second straight double-double with a career-high 12 points and 10 rebounds vs. Youngstown State, 11/28.
- Selected to the CBE Classic All-Tournament team after averaging 10.5 points, 8.0 rebounds (3.5 orpg.) and shooting a perfect 7-7 from the field in Pitt's two games against No. 3 Texas and Wichita State.
- Totaled his first career double-double with career-highs of 11 points (5-8 FT) and 10 rebounds in 20 minutes vs. Texas, 11/24.
- Scored a career-high 10 points (4-4 FG) with six rebounds in a career-high 25 minutes vs. Wichita State, 11/23.
- Finished with four blocks vs. Eastern Kentucky, 11/19.
- Scored nine points (4-5 FG) with six rebounds vs. Binghamton, 11/17.
- Finished with seven points, eight rebounds, scored five points down the stretch on a 3-point play and layup to help Pitt defeat Wofford in the season opener, 11/13.

CAREER HIGHS

Points: 12, two times- Seton Hall, 2/6/10; Youngstown State, 11/28/09.
 FG made: 5, three times, at Marquette, 2/18/10, vs. Duquesne, 12/2/09, St. Johns, 1/28/10.
 FG attempts: 11, at West Virginia, 2/3/10.
 3FG Made: None.
 3FG attempts: None.
 FT made: 5, vs. Texas, 11/24/09.
 FT attempts: 8, vs. Texas, 11/24/09.
 Rebounds: 12, West Virginia, 2/12/10.
 Off. Rebs.: 8, Villanova, 2/21/10.
 Def. Rebs.: 10, Kent State, 12/12/09.
 Assists: 3, West Virginia, 12/2/10.
 Steals: 1, seven times.
 Blocks: 6, at Marquette, 2/18/10.
 Minutes: 38, West Virginia, 12/2/10.

2009-10 SEASON HIGHS

Points: 12, two times- Seton Hall, 2/6; Youngstown State, 11/28.
 Rebounds: 12, West Virginia, 12/2.
 Assists: 3, West Virginia, 12/2.
 Steals: 1, six times.
 Blocks: 6, at Marquette, 1/18.
 Minutes: 38, West Virginia, 12/2.

CAREER NUMBERS

Double-Doubles: 3
 Points-Rebounds: 3
 Points-Assists: 0
 20+ point games: 0
 10+ point games: 7
 10+ rebound games: 9
 5+ rebound games: 24
 5+ assist games: 0
 30+ minute games: 4
 40+ minute games: 0

GARY MCGHEE'S CAREER STATISTICS

OVERALL STATISTICS

SEASON	TEAM	GP-GS	MIN	TOTAL			3-POINTERS			REBOUNDS			PF-FO	Δ	TO	BLK	ST	PTS-AVG						
				FG-FGA	PCT	FG-FGA	PCT	FT-FTA	PCT	OFF-DEF	TOT-AVG													
2007-08	Pitt	21-0	103	12	23	.522	0	0	.000	7	17	412	12	18	30	1.4	17	0	3	5	3	1	31	1.5
2008-09	Pitt	31-1	207	15	29	.517	0	0	.000	8	18	444	23	25	48	1.5	32	0	1	15	8	2	38	12
2009-10	Pitt	29-29	707	84	132	.636	0	0	.000	44	74	.595	74	131	205	7.1	62	0	19	33	53	7	212	7.3
Totals		81-30	1017	111	184	.603	0	0	.000	59	109	.541	109	174	283	3.5	111	0	23	53	64	10	281	3.5

BIG EAST STATISTICS

SEASON	TEAM	GP-GS	MIN	TOTAL			3-POINTERS			REBOUNDS			PF-FO	Δ	TO	BLK	ST	PTS-AVG						
				FG-FGA	PCT	FG-FGA	PCT	FT-FTA	PCT	OFF-DEF	TOT-AVG													
2007-08	Pitt	16-0	80	10	19	.526	0	0	.000	5	13	.385	9	13	22	1.4	15	0	3	4	3	1	25	1.6
2008-09	Pitt	15-0	61	3	6	.500	0	0	.000	3	6	.500	6	7	13	0.9	13	0	0	8	1	1	9	0.6
Totals		31-0	141	13	25	.52	0	0	.000	8	19	.421	15	20	35	1.1	28	0	3	12	4	2	34	1.1



12 • ASHTON GIBBS

GUARD • 6-2 • 190 • SO • IL • WEST ORANGE, N.J./SETON HALL PREP

2009-10

- Big East Most Improved Player award candidate.
- Named Big East Player of the Week on Jan. 4 after averaging 23.5 points and shooting 63.6 percent (14-22) from the floor and 69.2 percent (9-13) from 3-point range in Pitt's two games vs. DePaul and Syracuse.
- Started all 29 games at guard.
- Scored over 20 points in 10 games and reached double figure scoring in 25 of 29 games.
- Set a school record with 46 consecutive free throws made from the first half against Texas to the final three seconds at Cincinnati, a streak that spanned 11 games. The former record was 34 held by three players.
- Also hit 31 consecutive free throws from the second half of the Connecticut game to the second half of the game at West Virginia.
- Hit at least one 3-pointer in 44 of 64 career games.
- Scored 21 points (9-12 FT) vs. Villanova, 2/21.
- Finished with 24 points (7-17 FG), hit a career-high tying 6-13 3-pointers in a school-record tying and career-high 50 minutes vs. West Virginia, 2/12.
- Scored 20 points, hit 4-10 3-pointers vs. Robert Morris, 2/8.
- Scored a game-high 23 points including a career-high 14-14 free throws which tied the school record for best FT game percentage at Seton Hall, 1/24.
- Scored 15 points (3-4 3FG) including a key 3-pointer in overtime vs. Louisville, 1/16.
- Finished with 19 points (3-5 3FG) and hit a crucial 3-pointer late in the game at Connecticut, 1/13.
- Scored 19 points (14 in the first half) and hit a career-high 10-11 free throws at Cincinnati, 1/4.
- Finished with 24 points (7-11 FG), hit a career-high 6-9 3-pointers (four in the first half), grabbed a career-high eight

2009-10 GAME-BY-GAME

Opp./Date	Min	Total		3-pt		FT		Reb		PF	Δ TO	Blk	Stl	Pts
		FG-A	Pct	M-A	Pct	M-A	Pct	O-D-T						
WC, N13	*31	3-12	.250	0-5	.000	2-2	1.000	1-0-1	0	3	0	0	1	8
Bingh, N17	*31	7-12	.583	6-10	.600	2-2	1.000	2-0-2	0	0	1	0	1	22
EKU, N19	*32	8-14	.571	2-5	.400	2-2	1.000	0-1-1	2	2	0	1	0	20
WSU, N23	*34	6-10	.600	1-1	1.000	5-7	.714	1-1-2	1	4	2	0	1	18
Texas, N24	*31	2-13	.154	1-6	.167	3-4	.750	0-0-0	0	1	0	0	1	8
YSU, N28	*34	4-13	.308	2-7	.286	4-4	1.000	0-1-1	1	4	2	0	0	14
Duq, D2	*45	3-15	.478	3-12	.250	6-6	1.000	0-5-5	2	3	0	0	1	15
UNH, D4	*35	9-16	.563	1-5	.200	4-4	1.000	0-2-2	1	0	3	0	1	23
Indiana, D8	*35	8-25	.320	5-15	.333	4-4	1.000	0-1-1	0	1	0	0	1	25
KSU, D12	*37	3-9	.333	2-3	.667	2-2	1.000	1-1-2	0	5	2	0	1	10
MTSM, D19	*32	7-16	.438	2-4	.500	3-3	1.000	1-3-4	1	2	2	0	3	19
Ohio, D22	*29	6-11	.545	1-1	1.000	2-2	1.000	1-2-3	0	2	2	0	0	15
DePaul, D28	*35	7-11	.636	3-4	.750	6-6	1.000	0-7-7	0	4	1	1	2	23
Syr, J2	*38	7-11	.636	6-9	.667	4-4	1.000	1-7-8	0	2	1	1	1	24
Cin, J4	*36	4-6	.667	1-1	1.000	10-11	.909	0-1-1	0	3	0	0	0	19
UConn, J13	*37	6-15	.400	3-5	.600	4-5	.800	0-4-4	1	3	4	0	2	19
Louis, J16	*44	4-12	.333	3-4	.750	4-4	1.000	0-5-5	2	1	1	0	0	15
Gtown, J20	*36	3-16	.187	2-8	.250	0-0	.000	0-3-3	2	2	0	0	2	8
SHU, J24	*39	4-15	.266	1-7	.142	14-14	1.000	1-1-2	2	0	3	0	0	23
SJU, J28	*37	5-13	.384	0-4	.000	4-4	1.000	0-3-3	0	3	0	0	0	14
USE, J31	*37	4-11	.363	1-3	.333	2-2	1.000	0-1-1	3	3	1	0	0	11
WVU, F3	*36	2-13	.154	2-7	.285	5-8	.625	0-2-2	1	0	1	0	2	11
SHU, F6	*31	3-7	.429	1-3	.333	4-6	.667	0-3-3	2	3	2	0	0	11
RMU, F8	*32	4-10	.400	4-10	.400	8-8	1.000	0-3-3	2	2	2	0	0	20
WVU, F12	*50	7-17	.412	6-13	.462	4-6	.667	1-3-4	3	0	3	0	0	24
Marq, F18	*31	0-6	.000	0-4	.000	2-2	1.000	0-3-3	0	1	1	0	1	2
VU, F21	*34	5-10	.500	2-3	.667	9-12	.750	0-2-2	1	2	0	0	2	21
UND, F24	*33	4-9	.444	3-6	.500	0-0	.000	1-1-2	1	0	1	0	0	11
SJU, F27	*30	2-7	.285	1-4	.250	7-8	.875	1-5-6	4	1	3	0	0	12
PC, M4														
RU, M6														

rebounds and set the school's consecutive free throws made streak in 38 minutes at Syracuse, 1/2.

- Scored 23 points (7-11 FG), hit 3-4 3-pointers, 6-6 free throws and grabbed a career-high seven rebounds vs. DePaul, 12/28.
- Finished with 19 points, four rebounds and a career-high three steals vs. Mount St. Mary's, 12/19.
- Finished with a career-high 25 points (8-25 FG) including 14 in the first half, hit 5-15 3-point field goals in 35 minutes vs. Indiana, 12/8.
- Scored 23 points, hit 9-16 field goals in 35 minutes vs. New

Hampshire, 12/4.

- Finished with a team-high 15 points (3-12 3FG), scored eight of Pitt's 11 points in the second overtime period and surpassed career-highs for assists (5) and minutes played (45) vs. Duquesne, 12/2.
- Scored 20 points (8-14 FG) vs. Eastern Kentucky, 11/19.
- Finished with 22 points, hit a career-high 6-10 3-point field goals, hit 3-pointers on three straight possessions in 31 minutes of action vs. Binghamton, 11/17.
- Started first career game vs. Wofford, 11/13.

CAREER HIGHS

Points: 25, vs. Indiana, 12/8/09.
 FG made: 9, New Hampshire, 12/4/09.
 FG attempts: 25, Indiana, 12/8/09.
 3FG Made: 6, three times- West Virginia, 2/12/10; at Syracuse, 1/2/10; Binghamton, 11/17/09.
 3FG Attempts: 15, vs. Indiana, 12/8/09.
 FT made: 14, at Seton Hall, 1/24/10.
 FT attempts: 14, at Seton Hall, 1/24/10.
 Rebounds: 8, at Syracuse, 1/2/10.
 Off. Rebs.: 2, two times.
 Def. Rebs.: 7, two times- at Syracuse, 1/2/10; DePaul, 12/28/09.
 Assists: 5, Kent State, 12/12/09.
 Steals: 3, Mount St. Mary's, 12/19/09.
 Blocks: 1, four times.
 Minutes: 50, West Virginia, 12/2.

2009-10 SEASON HIGHS

Points: 25, vs. Indiana, 12/8.
 Rebounds: 8, at Syracuse, 1/2.
 Assists: 5, Kent State, 12/12.
 Steals: 3, Mount St. Mary's, 12/19.
 Blocks: 1, three times.
 Minutes: 50, West Virginia, 12/2.

CAREER NUMBERS

Double-Doubles: 0
 Points-Rebounds: 0
 Points-Assists: 0
 20+ point games: 10
 10+ point games: 33
 10+ rebound games: 0
 5+ rebound games: 5
 10+ assist games: 0
 5+ assist games: 1
 30+ minute games: 25
 40+ minute games: 3

ASHTON GIBBS' CAREER STATISTICS

SEASON	TEAM	GP-GS	MIN	TOTAL			3-POINTERS			REBOUNDS			PF-FO	Δ	TO	BLK	ST	PTS-AVG						
				FG-FGA	PCT	FG-FGA	PCT	FT-FTA	PCT	OFF-DEF	TOT-AVG													
2008-09	Pitt	35-0	373	50	117	.427	36	82	.439	16	20	.800	6	18	24	0.7	27	0	30	22	1	5	152	4.3
2009-10	Pitt	29-29	1021	137	355	.386	65	169	.385	126	142	.887	12	71	83	2.9	31	0	57	38	3	23	465	16.0
	Totals	64-29	1394	187	472	.396	101	251	.402	142	162	.877	18	89	107	1.7	58	0	87	60	4	28	617	9.6

SEASON	TEAM	GP-GS	MIN	TOTAL			3-POINTERS			REBOUNDS			PF-FO	Δ	TO	BLK	ST	PTS-AVG						
				FG-FGA	PCT	FG-FGA	PCT	FT-FTA	PCT	OFF-DEF	TOT-AVG													
2008-09	Pitt	18-0	163	23	53	.434	16	40	.400	3	5	.600	3	9	12	0.7	11	0	15	9	1	3	65	3.6
	Totals	18-0	163	23	53	.434	16	40	.400	3	5	.600	3	9	12	0.7	11	0	15	9	1	3	65	3.6



35 • NASIR ROBINSON

FORWARD • 6-5 • 220 • SO • IL • CHESTER, PA./CHESTER H.S.

2009-10

- Started all 29 games at forward.
- Recorded two double-doubles on the year.
- Reached double figure scoring in eight games and double figure rebounding in three games on year.
- Scored 13 points (5-7 FG) and pulled down eight rebounds at St. John's, 2/27.
- Totaled 10 points and six rebounds at Marquette, 2/18.
- Set career-highs for points (26), rebounds (11), field goals made (11-14) and free throws made (4-6) in registering his second career double-double in 42 minutes vs. Louisville, 1/16.
- Scored first seven points of the game including a 3-pointer at Cincinnati, 1/4.
- Scored 10 points (5-5 FG) with seven rebounds vs. Ohio, 12/22.
- Grabbed a career-high seven offensive rebounds in 32 minutes vs. Mount St. Mary's, 12/19.
- Scored 12 points (6-8 FG) with nine rebounds and four assists in 31 minutes vs. Kent State, 12/12.
- Finished with 11 points and nine rebounds in a career-high 44 minutes vs. Duquesne, 12/2.
- Notched first double-double with 10 points and 10 rebounds (nine defensive) vs. Youngstown State, 11/28.
- Finished with nine points (4-8 FG) in 29 minutes vs. Wichita State, 11/23.
- Scored a career-high 15 points (6-

2009-10 GAME-BY-GAME

Opp./Date	Min	Total FG-A	Pct	3-pt M-A	Pct	FT M-A	Pct	O-D-T	PF	Δ TO	Blk	Stl	Pts	
WC,N13	*29	4-7	.571	1-1	1.000	0-0	.000	1-4-5	4	1	1	1	0	9
Bingh,N17	*31	3-6	.500	0-0	.000	1-2	.500	2-8-10	2	5	0	0	1	7
EKU,N19	*28	6-9	.667	0-2	.000	3-4	.750	2-1-3	2	1	6	0	0	15
WSU,N23	*29	4-8	.500	1-2	.500	0-0	.000	0-2-2	2	2	3	0	2	9
Texas,N24	*29	3-3	1.000	0-0	.000	0-2	.000	0-3-3	4	1	1	0	0	6
YSU,N28	*32	3-6	.500	0-1	.000	4-8	.500	1-9-10	2	0	5	1	1	10
Duq,D2	*44	5-11	.455	0-1	.000	1-6	.167	3-6-9	1	1	0	0	1	11
UNH,D4	*26	0-4	.000	0-1	.000	0-0	.000	2-3-5	2	0	3	1	0	0
Indiana,D8	*17	0-7	.000	0-0	.000	0-0	.000	2-5-7	2	3	2	1	0	0
KSU,D12	*31	6-8	.750	0-1	.000	0-2	.000	3-6-9	3	4	4	0	0	12
MTSM,D19	*32	2-4	.500	0-0	.000	0-2	.000	7-1-8	1	3	2	1	2	4
Ohio,D22	*19	5-5	1.000	0-0	.000	0-2	.000	1-6-7	4	0	4	0	1	10
DePaul,D28	*17	1-4	.250	0-0	.000	0-0	.000	0-2-2	1	2	0	1	1	2
Syr,J2	*23	1-3	.333	0-0	.000	0-2	.000	3-4-7	3	2	2	0	0	2
Cin,J4	*24	3-6	.500	1-1	1.000	0-0	.000	0-4-4	2	2	1	0	0	7
UConn,J13	*16	1-4	.250	0-1	.000	0-0	.000	4-2-6	3	1	2	0	0	2
Louis,J16	*42	11-14	.786	0-0	.000	4-6	.667	4-7-11	3	0	2	1	0	26
Gtown,J20	*16	2-2	1.000	0-0	.000	0-0	.000	0-2-2	5	3	1	0	0	4
SHU,J24	*18	2-3	.666	0-0	.000	1-2	.500	4-2-6	4	0	3	0	0	5
SJU,J28	*18	1-7	.142	0-0	.000	0-0	.000	2-1-3	3	1	0	0	0	2
USE,J31	*23	1-6	.167	0-0	.000	1-2	.500	1-5-6	3	0	2	0	0	3
WVU,F3	*30	2-4	.500	0-0	.000	3-4	.750	3-2-5	5	3	0	0	1	7
SHU,F6	*12	0-2	.000	0-0	.000	0-0	.000	2-2-4	2	2	0	0	0	0
RMU,F8	*21	2-7	.286	0-0	.000	1-2	.500	2-2-4	1	1	0	0	1	5
WVU,F12	*25	2-6	.333	0-0	.000	1-2	.500	4-2-6	3	0	0	0	1	5
Marq,F18	*22	4-6	.666	1-1	1.000	1-2	.500	0-6-6	1	4	0	0	0	10
VU,F21	*25	2-8	.250	0-0	.000	0-0	.000	2-2-4	1	1	2	1	0	4
UND,F24	*18	0-2	.000	0-1	.000	0-0	.000	0-2-2	3	0	0	0	0	0
SJU,F27	*29	5-7	.714	0-0	.000	3-3	1.000	3-6-9	3	0	1	2	0	13
PC,M4														
RU,M6														

- 9 FG) with three rebounds vs. Eastern Kentucky, 11/19.
- Grabbed a career-high 10 rebounds with five assists and seven points vs. Binghamton, 11/17.
- Made first career start, played in 29 minutes, scored nine points, hit first career 3-pointer and grabbed five rebounds vs. Wofford, 11/13.

CAREER NUMBERS

Double-Doubles:	2
Points-Rebounds:	2
Points-Assists:	0
20+ point games:	1
10+ point games:	8
10+ rebound games:	3
5+ rebound games:	15
5+ assist games:	0
30+ minute games:	7
40+ minute games:	2

CAREER HIGHS

Points: 26, Louisville, 1/16/10.
 FG made: 11, Louisville, 1/16/10.
 FG attempts: 14, Louisville, 1/16/10.
 3FG Made: 1, four times- last at Marquette, 2/18/10.
 3FG attempts: 2, two times- Wichita State, 11/23/09; Wofford, 11/13/09.
 FT made: 5, at West Virginia, 2/3/10.
 FT attempts: 8, Youngstown State, 11/28/09.
 Rebounds: 11, Louisville, 1/16/10.
 Off. Rebs.: 7, Mount St. Mary's, 12/19/09.
 Def. Rebs.: 9, Youngstown State, 11/28/09.
 Assists: 5, Binghamton, 11/17/09.
 Steals: 2, four times.
 Blocks: 2, Robert Morris, 2/2/09.
 Minutes: 44, vs. Duquesne, 12/2/09.

2009-10 SEASON HIGHS

Points: 26, Louisville, 1/16.
 Rebounds: 11, Louisville, 1/16.
 Assists: 5, Binghamton, 11/17.
 Steals: 2, two times.
 Blocks: 1, seven times.
 Minutes: 44, vs. Duquesne, 12/2.

NASIR ROBINSON'S CAREER STATISTICS

OVERALL STATISTICS

SEASON	TEAM	GP-GS	MIN	TOTAL			3-POINTERS			REBOUNDS				PF-FO	Δ	TO	BLK	ST	PTS-AVG					
				FG-FGA	PCT	FG-FGA	PCT	FT-FTA	PCT	OFF-DEF	TOT-AVG													
2008-09	Pitt	29-0	186	15	31	.484	0	0	.000	4	10	.400	14	21	35	12	19	0	16	14	4	7	34	1.2
2009-10	Pitt	29-29	726	81	169	.479	4	13	.308	24	53	.453	58	107	165	5.7	75	2	43	47	10	12	190	6.6
	Totals	58-29	912	96	200	.480	4	13	.308	28	63	.444	72	128	200	3.4	94	2	59	61	14	19	224	3.9

BIG EAST STATISTICS

SEASON	TEAM	GP-GS	MIN	TOTAL			3-POINTERS			REBOUNDS				PF-FO	Δ	TO	BLK	ST	PTS-AVG					
				FG-FGA	PCT	FG-FGA	PCT	FT-FTA	PCT	OFF-DEF	TOT-AVG													
2008-09	Pitt	15-0	61	5	11	.455	0	0	.000	0	1	.000	4	9	13	0.9	8	0	4	8	2	2	10	0.7
	Totals	15-0	61	5	11	.455	0	0	.000	0	1	.000	4	9	13	0.9	8	0	4	8	2	2	10	0.7



25 • DWIGHT MILLER

FORWARD • 6-8 • 240 • FR* • RS • NASSAU, BAHAMAS/ST. PIUS X H.S. (HOUSTON, TEXAS)

2009-10

- Played in 14 games off the bench at forward.
- Registered first career field goals, scored five points and played in a career-high 15 minutes vs. Indiana, 12/8.
- Scored first career point (1-2 FT) vs. New Hampshire, 12/4.
- Played eight minutes vs. Youngstown State, 11/28.
- Saw first career action, played a career-high 11 minutes vs. Wofford, 11/13.

2009-10 GAME-BY-GAME

Opp./Date	Total			3-pt		FT		Reb						
	Min	FG-A	Pct	M-A	Pct	M-A	Pct	O-D-T	PF	Δ	TO	Blk	Stl	Pts
WC, N13	11	0-0	.000	0-0	.000	0-0	.000	0-1-1	2	0	0	1	0	0
Bingh, N17	6	0-0	.000	0-0	.000	0-0	.000	0-1-1	0	1	0	1	0	0
EKU, N19	4	0-2	.000	0-1	.000	0-0	.000	0-2-2	0	0	0	0	0	0
WSU, N23	2	0-0	.000	0-0	.000	0-0	.000	0-0-0	0	0	0	0	0	0
Texas, N24	-	-	-	-	-	-	-	-	-	-	-	-	-	-
YSU, N28	8	0-0	.000	0-0	.000	0-0	.000	0-2-2	1	0	2	0	0	0
Duq, D2	4	0-0	.000	0-0	.000	0-0	.000	1-0-1	1	0	1	0	0	0
UNH, D4	6	0-2	.000	0-2	.000	1-2	.500	0-3-3	0	0	1	1	0	1
Indiana, D8	15	2-5	.400	1-2	.500	0-0	.000	1-1-2	2	0	1	1	1	5
KSU, D12	4	0-1	.000	0-0	.000	0-0	.000	0-0-0	0	0	0	0	0	0
MTSM, D19	8	1-2	.500	0-1	.000	0-0	.000	1-2-3	1	0	1	0	1	2
Ohio, D22	4	0-0	.000	0-0	.000	0-0	.000	0-0-0	1	1	1	0	0	0
DePaul, D28	-	-	-	-	-	-	-	-	-	-	-	-	-	-
Syr, J2	-	-	-	-	-	-	-	-	-	-	-	-	-	-
Cin, J4	-	-	-	-	-	-	-	-	-	-	-	-	-	-
UConn, J13	-	-	-	-	-	-	-	-	-	-	-	-	-	-
Louis, J16	-	-	-	-	-	-	-	-	-	-	-	-	-	-
Gtown, J20	-	-	-	-	-	-	-	-	-	-	-	-	-	-
SHU, J24	-	-	-	-	-	-	-	-	-	-	-	-	-	-
SJU, J28	-	-	-	-	-	-	-	-	-	-	-	-	-	-
USE, J31	-	-	-	-	-	-	-	-	-	-	-	-	-	-
WVU, F3	1	0-0	.000	0-0	.000	0-0	.000	0-0-0	0	0	0	0	0	0
SHU, F6	2	0-0	.000	0-0	.000	0-0	.000	0-1-1	0	0	0	0	0	0
RMU, F8	1	0-0	.000	0-0	.000	0-0	.000	0-1-1	0	0	0	0	0	0
WVU, F12	-	-	-	-	-	-	-	-	-	-	-	-	-	-
Marq, F18	-	-	-	-	-	-	-	-	-	-	-	-	-	-
VU, F21	-	-	-	-	-	-	-	-	-	-	-	-	-	-
UND, F24	-	-	-	-	-	-	-	-	-	-	-	-	-	-
SJU, F27	-	-	-	-	-	-	-	-	-	-	-	-	-	-
PC, M4	-	-	-	-	-	-	-	-	-	-	-	-	-	-
RU, M6	-	-	-	-	-	-	-	-	-	-	-	-	-	-

CAREER HIGHS

Points: 5, vs. Indiana, 12/8/09.
 FG made: 2, vs. Indiana, 12/8/09.
 FG attempts: 2, New Hampshire, 12/4/09; Eastern Kentucky, 11/19/09.
 3FG Made: 1, vs. Indiana, 12/8/09.
 3FG attempts: 2, two times- vs. Indiana, 12/8/09; New Hampshire, 12/4/09.
 FT made: 1, New Hampshire, 12/4/09.
 FT attempts: 2, New Hampshire, 12/4/09.
 Rebounds: 3, two times- Mount St. Mary's, 12/19/09; New Hampshire, 12/4/09.
 Off. Rebs.: 1, three times.
 Def. Rebs.: 3, two times- Mount St. Mary's, 12/19/09; New Hampshire, 12/4/09.
 Assists: 1, two times.
 Steals: 1, two times.
 Blocks: 1, four times.
 Minutes: 15, vs. Indiana, 12/8/09.



II • DANTE TAYLOR

FORWARD • 6-9 • 240 • FR • HS • GREENBURGH, N.Y./NATIONAL CHRISTIAN ACADEMY (MD.)

2009-10

- Played in all 29 games off the bench at center.
- Reached double figure scoring in three games and double figure rebounding in three games on year.
- Scored six points (3-5 FG) in just 12 minutes at St. John's, 2/27.
- Scored six points (3-3 FG) in only eight minutes at Marquette, 2/18.
- Finished with seven points (3-5 FG) and a career-high two steals in only 13 minutes at Cincinnati, 1/4.
- Scored 10 points (3-4 FG) and grabbed eight rebounds in a career-high 23 minutes at Syracuse, 1/2.
- Grabbed 10 rebounds including a career-high six offensive vs. Ohio, 12/22.
- Scored 12 points (4-4 FG) with five rebounds in a career-high 21 minutes vs. Indiana, 12/8.
- Finished with 11 rebounds vs. New Hampshire, 12/4.
- Grabbed eight rebounds vs. Duquesne, 12/2.
- Finished with nine points (5-5 FT) vs. Youngstown State, 11/28.
- Grabbed a career-high 12 rebounds, blocked four shots in 20 minutes vs. Eastern Kentucky, 11/19.
- Scored six points with four rebounds vs. Binghamton, 11/17.
- Saw action in his first collegiate game, played 19 minutes off the bench, scored 13 points (5-7 FG) and grabbed five rebounds vs. Wofford, 11/13.

2009-10 GAME-BY-GAME

Opp./Date	Min	Total		3-pt		FT		Reb				Pts		
		FG-A	Pct	M-A	Pct	M-A	Pct	O-D-T	PF	Δ	TO		Blk	Stl
WC, N13	19	5-7	.714	0-0	.000	3-5	.600	3-2-5	1	0	0	0	1	13
Bingh, N17	18	2-3	.667	0-0	.000	2-4	.500	2-2-4	1	0	1	0	0	6
EKU, N19	20	2-2	1.000	0-0	.000	1-5	.200	5-7-12	1	0	0	4	0	5
WSU, N23	15	0-2	.000	0-0	.000	0-0	.000	1-2-3	3	1	0	0	1	0
Texas, N24	10	1-4	.250	0-0	.000	2-2	1.000	2-2-4	2	0	0	0	0	4
YSU, N28	16	2-2	1.000	0-0	.000	5-5	1.000	2-0-2	1	0	0	0	0	9
Duq, D2	15	0-1	.000	0-0	.000	4-8	.500	2-6-8	1	0	0	0	0	4
UNH, D4	18	1-3	.333	0-0	.000	0-1	.000	3-8-11	2	0	1	1	0	2
Indiana, D8	21	4-4	1.000	0-0	.000	4-6	.667	3-2-5	1	0	1	1	1	12
KSU, D12	14	1-2	.500	0-0	.000	2-2	1.000	1-1-2	1	0	0	1	0	4
MTSM, D19	15	1-3	.333	0-0	.000	0-0	.000	0-2-2	1	0	0	1	0	2
Ohio, D22	18	2-6	.333	0-0	.000	2-2	1.000	6-4-10	2	1	0	2	1	6
DePaul, D28	18	2-2	1.000	0-0	.000	0-0	.000	2-3-5	3	0	2	2	1	4
Syr, J2	23	3-4	.750	0-0	.000	4-6	.667	4-4-8	1	0	1	1	1	10
Cin, J4	13	3-5	.600	0-0	.000	1-2	.500	2-1-3	3	0	1	1	2	7
UConn, J13	12	1-2	.500	0-0	.000	0-0	.000	1-3-4	2	0	1	0	1	2
Louis, J16	19	1-2	.500	0-0	.000	3-4	.750	1-1-2	0	0	1	1	0	5
Gtown, J20	13	1-2	.500	0-0	.000	0-2	.000	2-0-2	1	0	2	1	0	2
SHU, J24	7	0-1	.000	0-0	.000	0-0	.000	0-1-1	2	0	2	0	1	0
SJU, J28	10	0-0	.000	0-0	.000	0-0	.000	0-0-0	2	0	1	0	0	0
USE, J31	8	0-0	.000	0-0	.000	0-0	.000	1-0-1	1	0	0	0	0	0
WVU, F3	6	0-0	.000	0-0	.000	0-0	.000	0-0-0	0	0	0	0	1	0
SHU, F6	12	1-1	1.000	0-0	.000	0-0	.000	2-0-2	1	0	0	1	0	2
RMU, F8	16	0-2	.000	0-0	.000	0-2	.000	2-3-5	0	0	2	0	0	0
WVU, F12	5	1-2	.500	0-0	.000	0-0	.000	1-0-1	1	0	0	0	0	2
Marq, F18	8	3-3	1.000	0-0	.000	0-0	.000	0-1-1	2	1	0	0	1	6
VU, F21	8	1-1	1.000	0-0	.000	0-0	.000	1-1-2	4	0	0	0	0	2
UND, F24	13	1-2	.500	0-0	.000	0-0	.000	1-1-2	2	0	0	1	1	2
SJU, F27	10	3-5	.600	0-0	.000	0-0	.000	1-1-2	2	0	0	0	0	6
PC, M4														
RU, M6														

CAREER HIGHS

Points: 13, Wofford, 11/13/09.
 FG made: 5, Wofford, 11/13/09.
 FG attempts: 7, Wofford, 11/13/09.
 3FG Made: None.
 3FG attempts: None.
 FT made: 5, Youngstown State, 11/28/09.
 FT attempts: 8, vs. Duquesne, 12/2/09.
 Rebounds: 12, Eastern Kentucky, 11/19/09.
 Off. Rebs.: 6, Ohio, 12/22/09.
 Def. Rebs.: 8, New Hampshire, 12/4/09.
 Assists: 1, two times, at Marquette, 2.18/10, vs. Wichita State, 11/23/09.
 Steals: 2, at Cincinnati, 1/4/10.
 Blocks: 4, Eastern Kentucky, 11/19/09.
 Minutes: 23, at Syracuse, 1/2/10.



3 • CHASE ADAMS

GUARD • 5-10 • 190 • SR • TR • BALTIMORE, MD./CENTENARY/MT. ST. JOSEPH

2009-10

- Played in 24 of 29 games off the bench at guard.
- Hit two 3-pointers off the bench vs. Robert Morris, 2/8.
- Hit two 3-pointers vs. Kent State, 12/12.
- Scored seven points and made several key defensive plays down the stretch vs. Wichita State, 11/23.
- Scored five points (2-4 FG), hit a 3-pointer with three assists vs. Eastern Kentucky, 11/19.
- Made a key steal down the stretch, played in 22 minutes off the bench vs. Wofford, 11/13.

2009-10 GAME-BY-GAME

Opp./Date	Min	Total		3-pt		FT		Reb				Pts		
		FG-A	Pct	M-A	Pct	M-A	Pct	O-D-T	PF	Δ TO	Blk		Stl	
WC, N13	22	1-2	.500	1-2	.500	0-1	.000	0-2-2	1	2	0	0	2	3
Bingh, N17	20	0-3	.000	0-3	.000	0-0	.000	0-1-1	0	3	1	0	1	0
EKU, N19	21	2-4	.500	1-2	.500	0-1	.000	0-2-2	0	1	0	0	0	5
WSU, N23	24	2-4	.500	1-2	.500	2-2	1.000	0-0-0	1	0	1	0	2	7
Texas, N24	19	2-2	1.000	1-1	1.000	0-0	.000	1-1-2	1	2	1	0	0	5
YSU, N28	20	2-2	1.000	1-1	1.000	0-0	.000	0-0-0	3	1	2	0	1	5
Duq, D2	28	1-5	.200	1-4	.250	0-0	.000	0-1-1	1	3	2	0	0	3
UNH, D4	22	0-2	.000	0-1	.000	2-2	1.000	0-0-0	2	2	1	0	1	2
Indiana, D8	17	0-3	.000	0-1	.000	0-0	.000	0-0-0	0	2	0	0	0	0
KSU, D12	13	2-2	1.000	2-2	1.000	0-0	.000	0-2-2	1	1	2	0	0	6
MTSM, D19	8	0-2	.000	0-1	.000	0-0	.000	0-0-0	0	0	0	0	0	0
Ohio, D22	10	0-0	.000	0-0	.000	0-0	.000	0-0-0	2	2	0	0	0	0
DePaul, D28	3	0-0	.000	0-0	.000	0-0	.000	0-0-0	0	0	0	0	0	0
Syr, J2	3	0-1	.000	0-1	.000	0-0	.000	0-1-1	0	1	1	0	0	0
Cin, J4	-	-	-	-	-	-	-	-	-	-	-	-	-	-
UConn, J13	-	-	-	-	-	-	-	-	-	-	-	-	-	-
Louis, J16	-	-	-	-	-	-	-	-	-	-	-	-	-	-
Gtown, J20	1	0-0	.000	0-0	.000	0-0	.000	0-0-0	0	0	0	0	0	0
SHU, J24	3	0-0	.000	0-0	.000	0-0	.000	0-0-0	0	0	0	0	0	0
SJU, J28	5	0-0	.000	0-0	.000	0-0	.000	0-0-0	0	1	0	1	0	0
USE, J31	11	0-1	.000	0-1	.000	0-0	.000	0-0-0	2	0	2	0	0	0
WVU, F3	2	0-0	.000	0-0	.000	0-0	.000	0-0-0	0	0	0	0	0	0
SHU, F6	2	1-1	1.000	1-1	1.000	0-0	.000	0-0-0	0	0	0	0	0	3
RMU, F8	2	2-2	1.000	2-2	1.000	0-0	.000	0-1-1	0	0	0	0	0	6
WVU, F12	4	0-1	.000	0-1	.000	0-0	.000	0-0-0	0	0	0	0	0	0
Marq, F18	-	-	-	-	-	-	-	-	-	-	-	-	-	-
VU, F21	-	-	-	-	-	-	-	-	-	-	-	-	-	-
UND, F24	5	0-0	.000	0-0	.000	0-0	.000	0-0-0	1	0	0	0	0	0
SJU, F27	3	1-2	.500	1-2	.500	0-0	.000	0-0-0	0	0	1	0	0	3
PC, M4	-	-	-	-	-	-	-	-	-	-	-	-	-	-
RU, M6	-	-	-	-	-	-	-	-	-	-	-	-	-	-

*CAREER HIGHS

Points: 7, vs. Wichita State, 11/23/09.
 FG made: 2, six times.
 FG attempts: 4, two times.
 3FG Made: 2, two times- Robert Morris, 2/8/10; Kent State, 12/12/09.
 3FG attempts: 4, vs. Duquesne, 12/2/09.
 FT made: 2, vs. Wichita State, 11/23/09.
 FT attempts: 2, vs. Wichita State, 11/23/09.
 Rebounds: 2, three times.
 Off. Rebs.: 1, vs. Texas, 11/24/09.
 Def. Rebs.: 2, two times.
 Assists: 3, two times- vs. Duquesne, 12/2/09; Binghamton, 11/17/09.
 Steals: 2, Wofford, 11/13/09.
 Blocks: None.
 Minutes: 28, vs. Duquesne, 12/2/09.

**Pitt numbers only. Adams played his first three years at Centenary.*



55 • J.J. RICHARDSON

FORWARD/CENTER • 6-7 • 235 • FR • HS • MISSOURI CITY, TEXAS/FORT BEND HIGHTOWER H.S.

2009-10

- Played in 19 games on year off the bench.
- Serves as a backup at the center and power forward positions.
- Scored four points with two rebounds in 11 minutes off the bench vs. West Virginia, 2/12.
- Set career-highs for points (9), rebounds (4), free throws made and attempted (3-5) and minutes played (14) at West Virginia, 2/3.
- Played six productive minutes with two rebounds and an assist vs. DePaul, 12/28.
- Played a career-high 10 minutes, contributed two points and two rebounds vs. Texas, 11/24.

2009-10 GAME-BY-GAME

Opp./Date	Total			3-pt		FT		Reb					
	Min	FG-A	Pct	M-A	Pct	M-A	Pct	O-D-T	PF	Δ TO	Blk	Stl	Pts
WC, N13	-	-	-	-	-	-	-	-	-	-	-	-	-
Bingh, N17	3	0-0	.000	0-0	.000	0-0	.000	0-1-1	0	0	0	0	0
EKU, N19	-	-	-	-	-	-	-	-	-	-	-	-	-
WSU, N23	1	0-0	.000	0-0	.000	0-0	.000	0-0-0	0	0	0	0	0
Texas, N24	10	1-1	1.000	0-0	.000	0-0	.000	0-2-2	3	0	1	0	2
YSU, N28	1	0-0	.000	0-0	.000	0-0	.000	0-0-0	0	0	0	0	0
Duq, D2	-	-	-	-	-	-	-	-	-	-	-	-	-
UNH, D4	3	0-0	.000	0-0	.000	0-0	.000	0-1-1	0	0	0	0	0
Indiana, D8	3	0-0	.000	0-0	.000	0-0	.000	1-0-1	0	0	0	0	0
KSU, D12	-	-	-	-	-	-	-	-	-	-	-	-	-
MTSM, D19	1	0-0	.000	0-0	.000	0-0	.000	0-1-1	2	0	0	0	0
Ohio, D22	1	0-0	.000	0-0	.000	0-0	.000	0-0-0	0	0	0	0	0
DePaul, D28	6	0-0	.000	0-0	.000	0-0	.000	1-1-2	1	1	1	0	0
Syr, J2	-	-	-	-	-	-	-	-	-	-	-	-	-
Cin, J4	4	0-0	.000	0-0	.000	0-0	.000	0-0-0	0	0	0	0	0
UConn, J13	-	-	-	-	-	-	-	-	-	-	-	-	-
Louis, J16	-	-	-	-	-	-	-	-	-	-	-	-	-
Gtown, J20	-	-	-	-	-	-	-	-	-	-	-	-	-
SHU, J24	0	0-0	.000	0-0	.000	0-0	.000	0-0-0	0	0	0	0	0
SJU, J28	1	0-0	.000	0-0	.000	0-0	.000	0-0-0	0	0	0	0	0
USF, J31	-	-	-	-	-	-	-	-	-	-	-	-	-
WVU, F3	14	3-3	1.000	0-0	.000	3-5	.600	3-1-4	1	0	1	0	9
SHU, F6	4	1-2	.500	0-0	.000	0-0	.000	0-2-2	1	0	0	1	2
RMU, F8	4	0-0	.000	0-0	.000	0-0	.000	0-0-0	0	0	0	0	0
WVU, F12	11	1-2	.500	0-0	.000	2-3	.667	1-1-2	0	0	0	0	4
Marq, F18	2	0-0	.000	0-0	.000	0-0	.000	0-1-1	0	0	0	0	0
VU, F21	1	0-0	.000	0-0	.000	0-0	.000	0-0-0	0	0	0	0	0
UND, F24	2	0-0	.000	0-0	.000	0-0	.000	0-0-0	1	0	0	0	0
SJU, F27	-	-	-	-	-	-	-	-	-	-	-	-	-
PC, M4	-	-	-	-	-	-	-	-	-	-	-	-	-
RU, M6	-	-	-	-	-	-	-	-	-	-	-	-	-

CAREER HIGHS

Points: 9, at West Virginia, 2/3/10.
 FG made: 3, at West Virginia, 2/3/10.
 FG attempts: 3, at West Virginia, 2/3/10.
 3FG Made: None.
 3FG attempts: None.
 FT made: 3, at West Virginia
 FT attempts: 5, at West Virginia, 2/3/10.
 Rebounds: 4, at West Virginia, 2/3/10.
 Off. Rebs.: 3, at West Virginia, 2/3/10.
 Def. Rebs.: 2, vs. Texas, 11/24/09.
 Assists: None.
 Steals: 1, vs. Indiana, 12/8/09.
 Blocks: None.
 Minutes: 14, at West Virginia, 2/3/10.



21 • LAMAR PATTERSON

FORWARD • 6-5 • 220 • FR • HS • LANCASTER, PA./ST. BENEDICT'S PREP/J.P. McCASKEY H.S.

2009-10

- Injured and will be a candidate for a medical redshirt.
- Played in 10 games off the bench at both forward positions.
- Hit two 3-pointers in a key first half run, scored six points in 14 minutes vs. Texas, 11/24.
- Scored 10 points, all in the first half, hit 3-6 field goals (2-4 3FG) with four rebounds vs. Eastern Kentucky, 11/19.
- Played 13 minutes, hit first career basket and 3-pointer vs. Binghamton, 11/17.
- Saw first collegiate action off the bench, played in seven minutes in the season opener vs. Wofford, 11/13.

2009-10 GAME-BY-GAME

Opp./Date	Min	Total		3-pt		FT		Reb			Blk	Stl	Pts
		FG-A	Pct	M-A	Pct	M-A	Pct	O-D-T	PF	Δ TO			
WC, N13	7	0-0	.000	0-0	.000	0-0	.000	0-0-0	0	1	0	0	0
Bingh, N17	13	1-4	.250	1-2	.500	0-0	.000	0-1-1	1	0	0	0	3
EKU, N19	19	3-6	.500	2-4	.500	2-2	1.000	1-3-4	1	1	2	0	10
WSU, N23	10	0-3	.000	0-2	.000	1-3	.333	0-1-1	1	1	0	1	1
Texas, N24	14	2-3	.667	2-2	1.000	0-0	.000	0-0-0	1	1	1	0	6
YSU, N28	8	0-1	.000	0-0	.000	1-2	.500	1-0-1	1	0	0	0	1
Duq, D2	11	0-1	.000	0-0	.000	2-4	.500	1-1-2	1	0	1	1	2
UNH, D4	12	0-3	.000	0-1	.000	0-0	.000	0-0-0	0	0	0	1	0
Indiana, D8	8	0-2	.000	0-0	.000	0-0	.000	1-2-3	2	0	0	1	0
KSU, D12	2	0-1	.000	0-0	.000	0-0	.000	0-0-0	0	0	1	0	0
MTSM, D19	-	-	-	-	-	-	-	-	-	-	-	-	-
Ohio, D22	-	-	-	-	-	-	-	-	-	-	-	-	-
DePaul, D28	-	-	-	-	-	-	-	-	-	-	-	-	-
Syr, J2	-	-	-	-	-	-	-	-	-	-	-	-	-
Cin, J4	-	-	-	-	-	-	-	-	-	-	-	-	-
UConn, J13	-	-	-	-	-	-	-	-	-	-	-	-	-
Louis, J16	-	-	-	-	-	-	-	-	-	-	-	-	-
Gtown, J20	-	-	-	-	-	-	-	-	-	-	-	-	-
SHU, J24	-	-	-	-	-	-	-	-	-	-	-	-	-
SJU, J28	-	-	-	-	-	-	-	-	-	-	-	-	-
USE, J31	-	-	-	-	-	-	-	-	-	-	-	-	-
WVU, F3	-	-	-	-	-	-	-	-	-	-	-	-	-
SHU, F6	-	-	-	-	-	-	-	-	-	-	-	-	-
RMU, F8	-	-	-	-	-	-	-	-	-	-	-	-	-
WVU, F12	-	-	-	-	-	-	-	-	-	-	-	-	-
Marq, F18	-	-	-	-	-	-	-	-	-	-	-	-	-
VU, F21	-	-	-	-	-	-	-	-	-	-	-	-	-
UND, F24	-	-	-	-	-	-	-	-	-	-	-	-	-
SJU, F27	-	-	-	-	-	-	-	-	-	-	-	-	-
PC, M4	-	-	-	-	-	-	-	-	-	-	-	-	-
RU, M6	-	-	-	-	-	-	-	-	-	-	-	-	-

CAREER HIGHS

Points: 10, Eastern Kentucky, 11/19/09.
 FG made: 3, Eastern Kentucky, 11/19/09.
 FG attempts: 6, Eastern Kentucky, 11/19/09.
 3FG Made: 2, two times- vs. Texas, 11/24/09; Eastern Kentucky, 11/19/09.
 3FG attempts: 4, Eastern Kentucky, 11/19/09.
 FT made: 2, two times- vs. Duquesne, 12/2/09; Eastern Kentucky, 11/19/09.
 FT attempts: 4, vs. Duquesne, 12/2/09.
 Rebounds: 4, Eastern Kentucky, 11/19/09.
 Off. Rebs.: 1, four times.
 Def. Rebs.: 3, Eastern Kentucky, 11/19/09.
 Assists: 1, four times.
 Steals: 1, three times.
 Blocks: 1, four times.
 Minutes: 19, Eastern Kentucky, 11/19/09.



42 • TALIB ZANNA

FORWARD • 6-9 • 225 • FR • HS • KADUNA, NIGERIA/BISHOP McNAMARA H.S. (MD.)

2009-10

- Will redshirt the 2009-10 season.
- Played in one game and three minutes on year off the bench (Binghamton).

CAREER HIGHS

Points: None.
 FG made: None.
 FG attempts: None.
 3FG Made: None.
 3FG attempts: None.
 FT made: None.
 FT attempts: None.
 Rebounds: None.
 Off. Rebs.: None.
 Def. Rebs.: None.
 Assists: None.
 Steals: None.
 Blocks: None.
 Minutes: 3, Binghamton, 11/17/09.



44 • TIM FRYE

GUARD • 6-4 • 205 • JR • 2L • MARS, PA./MARS H.S.

CAREER

- Walk-on who played in 23 career games and 30 career minutes.
- Hit 5-10 3-point field goals (.500).

2009-10

- Saw action in four games on year.

CAREER HIGHS

Points: 3, four times, last-UMBC, 12/13/08.
 FG made: 1, five times.
 FG attempts: 1, seven times.
 3FG Made: 1, five times, last-DePaul, 2/21/09.
 3FG attempts: 2, Indiana, Pa., 11/22/08.
 FT made: None.
 FT attempts: None.
 Rebounds: 1, two times.
 Off. Rebs.: 1, Mississippi Valley State, 11/15/07.
 Def. Rebs.: 1, Seton Hall, 1/12/08.
 Assists: 1, two times.
 Steals: 1, Binghamton, 11/17/09.
 Blocks: None.
 Minutes: 3, UMBC, 12/13/08.

TIM FRYE'S CAREER STATISTICS

OVERALL STATISTICS

SEASON	TEAM	GP-GS	MIN	TOTAL		3-POINTERS		FT-FTA		REBOUNDS			PF-FO	Δ	TO	BLK	ST	PTS-AVG						
				FG-FGA	PCT	FG-FGA	PCT	PCT	PCT	OFF-DEF	TOT-AVG													
2007-08	Pitt	10-0	15	4	6	.667	3	4	.750	0	0	.000	1	1	2	0.2	0	0	1	3	0	0	11	1.1
2008-09	Pitt	9-0	11	2	6	.333	2	5	.400	0	0	.000	0	1	1	0.1	1	0	1	2	0	0	6	0.7
2009-10	Pitt	4-0	4	0	2	.000	0	1	.000	0	0	.000	0	0	0	0.0	0	0	1	0	0	1	0	0.0
Totals		23-0	30	6	14	.429	5	10	.500	0	0	.000	1	2	3	0.1	1	0	3	6	0	1	17	0.7

BIG EAST STATISTICS

SEASON	TEAM	GP-GS	MIN	TOTAL		3-POINTERS		FT-FTA		REBOUNDS			PF-FO	Δ	TO	BLK	ST	PTS-AVG						
				FG-FGA	PCT	FG-FGA	PCT	PCT	PCT	OFF-DEF	TOT-AVG													
2007-08	Pitt	4-0	5	1	1	1.000	1	1	1.000	0	0	.000	0	1	1	0.3	0	0	1	0	0	0	3	0.8
2008-09	Pitt	6-0	5	1	3	.333	1	3	.333	0	0	.000	0	1	1	0.2	0	0	0	2	0	0	3	0.5
Totals		10-0	10	2	4	.500	2	4	.500	0	0	.000	0	2	2	0.2	0	0	1	2	0	0	6	0.6



14 • NICK RIVERS

GUARD • 6-0 • 180 • JR • SQ • PHOENIX, ARIZ./BROPHY PREP

2009-10

- Played in four games on year off the bench (Ohio, Mount St. Mary's Binghamton, Seton Hall).
- Hit first field goal, a 3-pointer and grabbed first career rebound vs. Ohio, 12/22.
- Scored first career point on 1-2 free throws vs. Mount St. Mary's, 12/19.

CAREER HIGHS

Points: 3, Ohio, 12/22/09.
 FG made: 1, Ohio, 12/22/09.
 FG attempts: 1, Ohio, 12/22/09.
 3FG Made: 1, Ohio, 12/22/09.
 3FG attempts: 1, Ohio, 12/22/09.
 FT made: 1, Mount St. Mary's, 12/19/09.
 FT attempts: 2, Mount St. Mary's, 12/19/09.
 Rebounds: 1, Ohio, 12/22/09.
 Off. Rebs.: None.
 Def. Rebs.: 1, Ohio, 12/22/09.
 Assists: None.
 Steals: None.
 Blocks: None.
 Minutes: 1, three times.



1 PITT 63, WOFFORD 60

November 13, 2009 • Petersen Events Center • Pittsburgh, Pa.

After trailing for the contest's first 37 minutes and by as many as 13 points in the second half, Brad Wanamaker and Gary McGhee led the Panthers to a thrilling come-from-behind victory on opening night...Pitt trailed 54-45 with less than six minutes remaining in the game before Wanamaker scored eight consecutive points, including a 3-point play that pulled the Panthers within three points (56-53) with 4:08 left...A 3-point play by McGhee gave Pitt a 59-58 lead, then McGhee converted an offensive rebound putback to give the Panthers a commanding 61-58 lead with 1:33 left...Wanamaker scored 13 of his team-high 15 points in the second half...Pitt's starting lineup featured five players who entered the game with one previous career start, while Wofford played with five returning starters...Pitt won its 13th consecutive season opener, improved its home win streak to 22 games and won its 39th consecutive home game against a non-conference opponent...In a pre-game ceremony, Pitt raised a banner in honor of the 2008-09 team's appearance in the NCAA Regional Final/Elite Eight.

WOFFORD 60 (0-1)

Player	tot-fg		3-pt		ft		rebounds			pf	tp	a	to	blk	s	min
	fg	fga	fg	fga	ft	fta	of	dc	tot							
GODZINSKI, Corey-f	1	4	1	4	0	0	0	3	3	2	3	3	1	0	0	22
DAHLMAN, Noah-f	9	16	0	0	2	2	5	2	7	3	20	0	1	0	0	32
RUNDLES, Cameron-g	1	3	1	3	0	0	1	3	4	2	3	2	0	0	0	22
SALTERS, Junior-g	3	13	2	8	0	0	0	4	3	8	3	3	0	0	0	29
LOESING, Brad-g	4	4	3	3	2	2	0	1	1	0	13	4	0	0	1	27
DIGGS, Jamar	0	0	0	0	2	2	0	2	2	1	2	0	1	0	1	13
GILTNER, Kevin	0	0	0	0	0	0	0	0	0	2	0	0	0	1	0	16
DAWSON, Jason	1	3	0	1	1	1	0	1	1	0	3	1	0	0	0	13
JOHNSON, Tim	1	4	0	0	0	0	2	2	3	2	3	1	1	0	0	15
MARTIN, Terry	2	5	0	0	2	2	1	1	2	2	6	0	0	0	0	8
TEAM							2	2	4							
Totals.....	22	52	7	19	9	9	9	21	30	18	60	16	10	2	2	200

Percentages: FG%: 42.3%; 3FG%: 36.8%; FT%: 100%.

PITT 63 (1-0)

Player	tot-fg		3-pt		ft		rebounds			pf	tp	a	to	blk	s	min
	fg	fga	fg	fga	ft	fta	of	dc	tot							
ROBINSON, Nasir-f	4	7	1	1	0	0	1	4	5	4	9	1	1	1	0	29
McGHEE, Gary-c	3	5	0	0	1	1	3	5	8	0	7	1	2	3	0	21
WOODALL, Travon-g	3	10	2	6	0	0	0	2	2	1	8	3	2	0	0	27
GIBBS, Ashton-g	3	12	0	5	2	2	1	0	1	0	8	3	0	0	1	31
WANAMAKER, Brad-g	5	10	0	1	5	10	1	2	3	3	15	3	4	1	1	33
ADAMS, Chase	1	2	1	2	0	1	0	2	2	1	3	2	0	0	2	22
TAYLOR, Dante	5	7	0	0	3	5	3	2	5	1	13	0	0	0	1	19
PATTERSON, Lamar	0	0	0	0	0	0	0	0	0	0	0	1	0	0	0	7
MILLER, Dwight	0	0	0	0	0	0	0	1	1	2	0	0	0	0	1	11
TEAM							1	2	3							
Totals.....	24	51	4	15	11	19	10	20	30	12	63	14	9	6	5	200

Percentages: FG%: 47.1%; 3FG%: 26.7%; FT%: 57.9%.

Officials: John Cahill (R), Tony Crisp, Brian O'Connell; Technical fouls: None; Attendance: 10112.

Score by Periods

	1st	2nd	Total
Wofford	31	29	60
Pitt	24	39	63

3 PITT 71, EASTERN KENTUCKY 60

November 19, 2009 • Petersen Events Center • Pittsburgh, Pa.

In the second of four O'Reilly Auto Parts CBE Classic games, Pitt used an 11-0 run over the first half's final 6:57 to take a commanding 39-24 halftime lead...The run was keyed by a Gary McGhee layup, Ashton Gibbs layup and 3-pointer and Lamar Patterson putback...Gibbs scored 14 of his 20 points in the first half and Patterson added 10 points in the half to lead the Panthers...Pitt led by as many as 18 points in the second half but EKV trimmed the lead to as few as eight points late in the contest...Pitt tied a school record with 12 blocked shots...Nasir Robinson added a career-high 15 points...Pitt extended its home win streak to 24 games and won its 41st consecutive contest vs. a non-conference home opponent.

EASTERN KENTUCKY 60 (1-1)

Player	tot-fg		3-pt		ft		rebounds			pf	tp	a	to	blk	s	min
	fg	fga	fg	fga	ft	fta	of	dc	tot							
TAYLOR, Josh-f	4	10	3	7	0	0	2	2	4	4	11	1	0	1	0	35
PIERRIN, Spencer-f	5	12	1	1	0	2	2	4	6	4	11	5	1	2	0	27
JONES, Joshua-g	1	5	0	2	0	1	0	2	2	5	2	2	1	0	0	26
OPPONG, Papa-g	2	9	0	2	0	0	2	3	5	3	4	1	1	1	0	27
STOMMES, Justin-g	9	14	3	7	3	4	0	3	3	2	24	2	4	1	0	36
CRUZ, Willie	0	1	0	0	0	0	0	0	0	0	0	1	0	0	0	7
GILKEY, Antonio	0	1	0	0	0	0	0	0	0	2	0	0	0	0	0	2
LEWIS, Mike	1	3	1	2	0	0	0	0	1	3	1	0	0	0	0	7
ELLIS, Gordaro	0	0	0	0	0	0	0	0	0	0	0	0	0	0	0	3
DANIEL, Josh	2	3	1	2	0	0	0	1	1	5	1	0	0	2	17	
ELLIS, Darvon	0	2	0	1	0	0	0	1	1	1	0	0	1	0	0	13
TEAM							2	1	3							
Totals.....	24	60	9	24	3	7	8	17	25	23	60	14	8	5	2	200

Percentages: FG%: 40.0%; 3FG%: 37.5%; FT%: 42.9%.

PITT 71 (3-0)

Player	tot-fg		3-pt		ft		rebounds			pf	tp	a	to	blk	s	min
	fg	fga	fg	fga	ft	fta	of	dc	tot							
ROBINSON, Nasir-f	6	9	0	2	5	4	2	1	3	2	15	1	6	0	0	28
McGHEE, Gary-c	2	3	0	0	0	0	1	4	5	2	1	4	1	4	1	19
WOODALL, Travon-g	1	8	0	5	3	4	0	6	5	7	3	2	0	0	0	33
GIBBS, Ashton-g	8	14	2	5	2	2	0	1	1	2	20	2	0	1	0	32
WANAMAKER, Brad-g	2	4	0	0	3	6	3	5	8	2	7	4	1	1	0	24
ADAMS, Chase	2	4	1	2	0	1	0	2	2	0	5	1	0	0	0	21
TAYLOR, Dante	2	2	0	0	1	5	5	7	12	1	5	0	0	4	0	20
PATTERSON, Lamar	3	6	2	4	2	2	1	3	4	1	10	1	2	0	0	19
MILLER, Dwight	0	2	0	1	0	0	0	2	2	0	0	0	0	0	0	4
TEAM							3	1	4							
Totals.....	26	52	5	19	14	24	15	32	47	11	71	18	13	12	1	200

Percentages: FG%: 50.0%; 3FG%: 26.3%; FT%: 58.3%.

Officials: Mike Eades (R), Ray Natili, Brian Dorsey; Technical fouls: None; Attendance: 9148.

Score by Periods

	1st	2nd	Total
Eastern Kentucky	24	36	60
Pitt	39	32	71

2 PITT 71, BINGHAMTON 46

November 17, 2009 • Petersen Events Center • Pittsburgh, Pa.

In the first of four O'Reilly Auto Parts CBE Classic games, Pitt's Ashton Gibbs scored 17 of his game-high 22 points and guided the Panthers to a 20-point halftime lead...Gibbs hit three of his six 3-pointers in a 1:45 minute span to give the Panthers a commanding 11-point lead (19-8) with 11:41 left in the first half...Pitt led by as many as 28 points midway through the second half...Gibbs finished with career-highs of 22 points and six 3-point field goals made, which tied a Pitt Petersen Events Center record...Travon Woodall finished with his first career double-double (10 points and 13 assists)...His 13 assists tied for the seventh highest game total in school history...Binghamton was playing the game with seven scholarship players after some off-court issues last year...The game was played at 5:30 p.m. as part of ESPN's 24-7 coverage of college basketball.

BINGHAMTON 46 (1-1)

Player	tot-fg		3-pt		ft		rebounds			pf	tp	a	to	blk	s	min
	fg	fga	fg	fga	ft	fta	of	dc	tot							
WRIGHT, Greer-f	1	7	0	4	7	10	1	2	3	3	9	5	3	1	0	35
SUTTON, Kyrie-c	6	12	0	0	0	1	1	5	6	0	12	1	4	0	0	33
CAMARA, Moussa-g	2	5	2	4	0	0	2	2	4	3	6	0	3	0	0	28
TALLEY, Dylan-g	1	6	0	1	0	0	0	5	5	2	2	2	2	0	0	28
LUKUSA, Chretien-g	2	5	2	4	0	0	0	3	3	0	6	1	0	0	0	35
HORN, Mike	0	0	0	0	0	0	0	0	0	0	1	0	0	0	0	1
JOHNSON, Taylor	1	1	1	1	0	0	0	1	1	1	3	0	0	0	0	12
GRAY, Jimmy	0	0	0	0	0	0	0	0	0	0	0	1	0	0	0	1
JABBI, Mahamoud	3	4	0	1	0	0	0	1	1	3	6	0	0	1	0	20
GUILLAUME, Pina	1	1	0	0	0	0	0	2	2	2	2	0	1	0	0	7
TEAM							1	0	1							
Totals.....	17	41	5	15	7	11	5	21	26	15	46	10	13	2	0	200

Percentages: FG%: 41.5%; 3FG%: 33.3%; FT%: 63.6%.

PITT 71 (2-0)

Player	tot-fg		3-pt		ft		rebounds			pf	tp	a	to	blk	s	min
	fg	fga	fg	fga	ft	fta	of	dc	tot							
ROBINSON, Nasir-f	3	6	0	0	1	2	2	8	10	2	7	5	0	0	1	31
McGHEE, Gary-c	4	5	0	0	1	2	2	4	6	3	9	0	1	1	1	18
WOODALL, Travon-g	4	10	2	5	0	0	1	2	3	2	10	13	2	0	0	28
GIBBS, Ashton-g	7	12	6	10	2	2	2	0	2	0	22	0	1	0	1	31
WANAMAKER, Brad-g	6	10	1	3	1	2	0	1	1	3	14	2	0	0	1	27
ADAMS, Chase	0	3	0	3	0	0	0</									



5

No. 3 TEXAS 78, PITT 62

November 24, 2009 • Sprint Center • Kansas City, Mo.

Texas converted 65.4 percent (17-26) of its second half field goals and outscored Pitt 14-3 over a four-minute second half span to claim the O'Reilly Auto Parts CBE Classic Championship...A Jordan Hamilton 3-pointer, Justin Mason layup and Alexis Wangmene jumper gave the Longhorns an 11-point lead (65-54) with 6:24 left in the game...Pitt held Texas scoreless over the first half's final 4:44 and used an 11-0 run to erase a nine-point deficit to take a 34-32 lead into halftime...Lamar Patterson hit two 3-pointers and Gary McGhee converted three free throws in the run...The game remained close for the contest's first 30 minutes...McGhee tallied his first career double-double...Jamie Dixon dropped to 35-1 in games played in November...Pitt's 38-game November win streak came to an end...No. 3 Texas was the highest ranked team Pitt had played in November since it played No. 2 North Carolina on Nov. 29, 1994...McGhee was named to the CBE Classic All-Tournament Team.

TEXAS 78 (4-0)

Player	tot-fg		3-pt		rebounds					pf	tp	a	to	blk	s	min
	fg	fga	fg	fga	of	dc	tot									
JAMES, Damion-f	8	13	2	4	2	4	1	8	9	2	20	0	3	1	2	33
PITTMAN, Dexter-c	3	4	0	0	4	7	1	0	1	4	10	2	0	1	0	18
BRADLEY, Avery-g	4	8	1	1	2	1	0	1	2	10	0	0	1	1	29	
BROWN, T Covan-g	4	9	2	6	2	3	0	2	2	0	12	3	2	0	1	23
MASON, Justin-g	1	2	0	0	0	0	0	2	2	1	2	1	0	0	0	17
JOHNSON, Gary	1	3	0	0	2	2	0	3	3	3	4	2	1	0	0	22
BALBAY, Dogus	4	6	0	1	2	3	3	5	8	4	10	7	2	0	2	28
WANGMENE, Alexis	2	3	0	0	1	3	1	1	2	5	5	0	2	2	0	17
HILL, Matt	0	0	0	0	0	0	0	0	0	0	0	0	0	0	0	2
HAMILTON, Jordan	2	7	1	3	0	0	1	2	3	1	5	1	0	0	0	11
TEAM																
Totals.....	29	55	6	15	14	24	8	25	33	22	78	16	11	5	6	200

Percentages: FG%: 52.7%; 3FG%: 40.0%; FT%: 58.3%.

PITT 62 (4-1)

Player	tot-fg		3-pt		rebounds					pf	tp	a	to	blk	s	min
	fg	fga	fg	fga	of	dc	tot									
ROBINSON, Nasir-f	3	3	0	0	0	2	0	3	3	4	6	1	1	0	0	29
McGHEE, Gary-c	3	3	0	0	5	8	4	6	10	3	11	0	2	0	0	20
WOODALL, Travon-g	3	10	0	3	1	1	1	0	1	3	7	5	2	0	2	34
GIBBS, Ashton-g	2	13	1	6	3	4	0	0	0	8	1	0	0	1	31	
WANAMAKER, Brad-g	5	16	0	4	3	5	1	5	6	3	13	2	4	0	2	33
ADAMS, Chase	2	2	1	1	0	0	1	1	2	1	5	2	1	0	0	19
TAYLOR, Dante	1	4	0	0	2	2	2	2	4	2	4	0	0	0	0	10
PATTERSON, Lamar	2	3	2	2	0	0	0	0	1	1	6	1	0	1	0	14
RICHARDSON, JJ.	1	1	0	0	0	0	0	2	2	3	2	0	1	0	0	10
TEAM																
Totals.....	22	55	4	16	14	22	14	21	35	20	62	12	14	0	6	200

Percentages: FG%: 40.0%; 3FG%: 25.0%; FT%: 63.6%.

Officials: Mike Eades, Sean Hull, Patrick Adams; Technical fouls: None; Attendance: 8076.

Score by Periods	1st	2nd	Total
Texas	32	46	78
Pitt	34	28	62

7

PITT 67, DUQUESNE 58 (20T)

December 2, 2009 • Mellon Arena • Pittsburgh, Pa.

Pitt and Duquesne played a thrilling double overtime contest in the final college basketball game played at Mellon Arena ...Ashton Gibbs scored eight points in the second overtime period including two 3-pointers as Pitt outscored Duquesne 11-2 to claim the win...Duquesne built a 13-point (33-20) halftime advantage as it held Pitt to 26.1 percent shooting (6-23), hit six 3-pointers, forced nine turnovers, received 15 points and four 3-pointers from Bill Clark...Pitt trailed by 16 points (40-24) with 17:32 left in the game...Pitt then employed a 2-3 zone defense and outscored Duquesne 29-13 the rest of the way...Pitt used a 7-0 run including a dunk/3-point play from Gary McGhee, two Gibbs free throws and a McGhee dunk to cut the deficit to one point (51-50) with 3:04 left...A Gibbs 3-pointer with 2:06 left tied the game at 53-53 and forced overtime...The first overtime ended at 56-56 when Pitt's Brad Wanamaker hit a driving layup, DU's Clark nailed a 3-pointer and Pitt's Lamar Patterson tied the game with a free throw...The 13-point halftime margin overcome ranked as the largest deficit overcome to win in Pitt basketball history.

PITT 67 (6-1)

Player	tot-fg		3-pt		rebounds					pf	tp	a	to	blk	s	min
	fg	fga	fg	fga	of	dc	tot									
ROBINSON, Nasir-f	5	11	0	1	1	6	3	6	9	1	11	1	0	0	1	44
McGHEE, Gary-c	5	7	0	0	1	2	4	4	8	3	11	0	1	3	0	35
WOODALL, Travon-g	2	6	1	2	2	6	2	3	5	2	7	4	3	0	0	27
GIBBS, Ashton-g	3	15	3	12	6	6	0	5	5	2	15	3	0	0	1	45
WANAMAKER, Brad-g	3	10	1	5	7	10	0	10	10	3	14	0	4	0	1	41
ADAMS, Chase	1	5	1	4	0	0	0	1	1	1	3	3	2	0	0	28
TAYLOR, Dante	0	1	0	0	4	3	2	6	8	1	4	0	0	0	0	15
PATTERSON, Lamar	0	1	0	0	2	4	1	2	1	2	0	1	1	0	0	11
MILLER, Dwight	0	0	0	0	0	0	1	0	1	1	0	0	1	0	0	4
TEAM																
Totals.....	19	56	6	24	23	42	17	37	54	15	67	11	13	4	3	250

Percentages: FG%: 33.9%; 3FG%: 25.0%; FT%: 54.8%.

DUQUESNE 58 (5-2)

Player	tot-fg		3-pt		rebounds					pf	tp	a	to	blk	s	min
	fg	fga	fg	fga	of	dc	tot									
SAUNDERS, Damian-f	8	19	6	14	1	2	5	4	9	4	23	3	1	0	3	46
CLARK, Bill-f	3	17	0	6	1	3	1	1	2	2	7	2	3	0	1	46
EVANS, Eric-g	1	8	1	7	0	0	0	4	4	4	3	2	0	0	0	49
DUTY, Jason-g	3	9	1	2	3	3	3	5	8	5	10	2	2	3	1	40
MARHOLD, Andre	0	1	0	0	0	0	0	0	0	0	0	0	0	0	0	4
JOHNSON, Sean	0	2	0	0	0	0	1	0	1	1	0	1	0	0	0	6
PEGGAU, Rodrigo	4	5	0	1	1	4	1	6	7	5	9	0	0	0	0	27
TEAM																
Totals.....	21	66	9	33	7	14	12	29	41	26	58	11	8	8	7	250

Percentages: FG%: 31.8%; 3FG%: 27.3%; FT%: 50.0%.

Officials: Bob Donato, Gene Saterator, Pat Driscoll; Technical fouls: None; Attendance: 12336.

Score by Periods	1st	2nd	OT	OT2	Total
Pitt	20	33	3	11	67
Duquesne	33	20	3	2	58

6

PITT 72 YOUNGSTOWN STATE 56

November 28, 2009 • Petersen Events Center • Pittsburgh, Pa.

Ashton Gibbs hit two 3-pointers and scored eight of his team-high 14 points in a 10-0 run as Pitt built a commanding 10-point lead (52-42) with 9:29 to go...Pitt outscored Youngstown State 30-14 over the game's final 12 minutes to register the win...The Panthers led by 11 points midway through the first half but YSU battled back to trail by six points at halftime...Pitt outrebounded YSU by 16 boards (38-22)...Gary McGhee and Nasir Robinson both notched double-doubles...McGhee's marked his second consecutive double-double...Pitt won its 25th straight home game and 42nd straight game against a non-conference team at the Petersen Events Center...Pitt improved to 6-1 all-time vs. Youngstown State and 20-11 vs. Horizon League opponents...Jamie Dixon completed his seventh November with a 36-1 career record in games played in the month.

YOUNGSTOWN STATE 56 (3-3)

Player	tot-fg		3-pt		rebounds					pf	tp	a	to	blk	s	min
	fg	fga	fg	fga	of	dc	tot									
MARTIN, Sirlester-f	2	8	0	3	1	2	1	1	2	3	5	2	2	0	0	29
BLOCKER, Dallas-f	0	3	0	0	2	3	1	5	6	4	2	3	3	0	5	29
MAYS, DeAndre-g	5	13	2	5	4	4	1	2	3	1	16	2	1	0	1	32
BRIGHT, Kelvin-g	9	13	1	2	1	2	1	0	1	1	20	2	2	0	1	30
SULSKIS, Vytaas-g	3	6	2	3	0	4	0	4	4	2	8	0	2	1	1	29
COOKSEY, Vance	1	1	0	0	1	2	0	1	1	0	3	0	1	0	0	7
WARD, Ashen	0	2	0	1	0	0	1	0	1	1	0	0	0	0	0	12
REBILOTT, Zach	1	2	0	0	0	0	0	1	1	4	2	0	0	0	0	11
D'HARTI, Eddie	0	1	0	0	0	0	0	0	0	0	3	0	0	0	0	4
PARKS, Tom	0	2	0	0	0	0	0	2	2	1	0	1	0	0	0	10
BOUDLER, Dan	0	0	0	0	0	0	1	0	1	0	0	0	0	0	0	7
TEAM																
Totals.....	21	51	5	16	9	17	6	16	22	20	56	10	13	1	8	200

Percentages: FG%: 41.2%; 3FG%: 31.3%; FT%: 52.9%.

PITT (5-1)

Player	tot-fg		3-pt		rebounds					pf	tp	a	to	blk	s	min
	fg	fga	fg	fga	of	dc	tot									
ROBINSON, Nasir-f	3	6	0	1	4	8	1	9	10	2	10	0	5	1	1	32
McGHEE, Gary-c	4	7	0	0	4	7	4	6	10	1	12	1	0	1	0	23
WOODALL, Travon-g	3	5	0	0	1	1	0	4	4	4	7	5	3	0	1	26
GIBBS, Ashton-g	4	13	2	7	4	4	0	1	1	1	14	4	2	0	0	34
WANAMAKER, Brad-g	4	7	2	4	4	5	2	6	8	3	14	3	3	0	1	32
ADAMS, Chase	2	2	1	1	0	0	0	0	0	3	5	1	2	0	1	20
TAYLOR, Dante	2	2	0	0	5	5	0	2	2	1	9	0	0	0	0	16
PATTERSON, Lamar	0	1	0	0	1	2	1	0	1	1	1	0	0	0	0	8
MILLER, Dwight	0	0	0	0	0	0	0	2	2	1						



9

INDIANA 74, PITT 64

December 9, 2009 • Madison Square Garden • New York, N.Y.

Ashton Gibbs scored 14 of his career-high 25 points in the first half as Pitt trailed 33-29 at halftime...Indiana broke open a close game with two 7-0 runs in the second half...Devan Dumes' 3-pointer put IU up 48-37 with 11:04 to play, then Christian Watford made a three-point play to give IU a 59-42 lead with 7:56 left...Pitt used a 15-3 run to cut the deficit to six points (70-64) on 3-pointers from Gibbs (two) and Dwight Miller, but that was as close as the Panthers came...Pitt participated in its second all-time Jimmy V Classic...Pitt dropped to 23-10 at Madison Square Garden since 2000-01...Pitt dropped to 4-4 all-time vs. Indiana and has won 10 of its last 13 vs. Big 10 opponents.

INDIANA 74 (4-4)

Player	tot-fg		3-pt		rebounds			pf	tp	a	to	blk	s	min			
	fg	fga	fg	fga	of	dc	tot										
WATFORD, Christian-f	3	12	0	1	12	15	0	5	5	2	2	18	0	2	3	1	28
PRITCHARD, Tom-f	2	4	0	0	2	2	0	2	2	5	6	0	0	0	0	1	13
CREEK, Maurice-g	3	10	0	4	2	2	4	4	8	3	8	4	1	2	2	23	23
RIVERS, Jeremiah-g	1	1	0	0	1	3	1	4	5	2	3	4	4	0	0	33	33
JONES III, Verdell-g	7	13	0	1	6	8	0	2	2	2	20	3	3	1	32	32	32
HULLS, Jordan	0	0	0	0	0	0	0	0	0	0	1	0	0	0	0	15	15
CAPOBIANCO, Bobby	3	4	0	0	1	2	1	3	4	1	7	0	0	0	1	19	19
ELSTON, Derek	4	8	0	0	1	2	1	1	2	1	9	0	1	1	0	15	15
DUMES, Devan	1	2	1	1	0	0	0	5	5	2	3	2	1	0	1	17	17
JOBE, Tijan	0	0	0	0	0	0	0	1	1	1	0	0	0	0	1	5	5
TEAM							2	3	5								
Totals.....	24	54	1	7	25	34	9	30	39	19	74	14	12	10	7	198	198

Percentages: FG%: 44.4%; 3FG%: 14.3%; FT%: 73.5%.

PITT 64 (7-2)

Player	tot-fg		3-pt		rebounds			pf	tp	a	to	blk	s	min			
	fg	fga	fg	fga	of	dc	tot										
ROBINSON, Nasir-f	0	7	0	0	0	0	2	5	7	2	0	3	2	1	0	17	17
McGHEE, Gary-c	1	3	0	0	0	2	3	3	6	3	2	0	2	2	0	16	16
WOODALL, Travon-g	1	6	0	2	0	0	0	3	3	4	2	3	2	0	2	23	23
GIBBS, Ashton-g	8	25	5	15	4	4	0	1	1	0	25	1	0	0	1	35	35
WANAMAKER, Brad-g	6	13	2	4	4	5	2	4	6	5	18	4	4	1	2	33	33
ADAMS, Chase	0	3	0	1	0	0	0	0	0	0	2	0	0	0	0	17	17
TAYLOR, Dante	4	4	0	0	4	6	3	2	5	1	12	0	1	1	1	21	21
PATTERSON, Lamar	0	2	0	0	0	0	1	2	3	2	0	0	0	1	0	8	8
DIXON, Jermaine	0	2	0	0	0	0	0	2	2	3	0	1	3	1	0	12	12
MILLER, Dwight	2	5	1	2	0	0	1	1	2	5	0	1	1	1	1	15	15
RICHARDSON, JJ.	0	0	0	0	0	0	1	0	1	2	0	0	0	0	1	3	3
TEAM							8	1	9								
Totals.....	22	70	8	24	12	17	21	24	45	24	64	14	16	8	8	199	199

Percentages: FG%: 31.4%; 3FG%: 33.3%; FT%: 70.6%.

Officials: Jim Burr, Roger Ayers, Sean Hull; Technical fouls: None; Attendance: 8975.

Score by Periods

	1st	2nd	Total
Indiana	33	41	74
Pitt	29	35	64

11

PITT 66, MOUNT ST. MARY'S 48

December 19, 2009 • Petersen Events Center • Pittsburgh, Pa.

Pitt began the game on an 11-2 run, pushed the lead to 17-6 at the 7:08 mark, then scored the final nine points of the half to take a 30-18 halftime lead...Brad Wanamaker set a career-high with 20 points...Ashton Gibbs scored 12 of his 19 points in the first half...Pitt led by as many as 18 points in the second half...Jermaine Dixon made his first start of the season...Pitt won its 28th straight home game...Pitt improved to 67-0 all-time vs. Northeast Conference opponents.

MOUNT ST. MARY'S 48 (3-7)

Player	tot-fg		3-pt		rebounds			pf	tp	a	to	blk	s	min			
	fg	fga	fg	fga	of	dc	tot										
BEIDLER, Kelly-f	5	9	1	2	0	0	3	5	8	3	11	1	2	0	1	30	30
ATUPEM, Shawn-f	5	11	0	0	0	0	1	1	2	2	10	1	2	1	0	24	24
KRAJINA, Kristijan-f	0	2	0	1	0	0	0	1	0	0	1	0	1	0	1	9	9
CAJOUR, Jean-g	2	9	0	5	2	2	0	1	1	4	6	3	1	0	0	35	35
GOODE, Jeremy-g	4	11	0	2	3	4	0	0	0	2	11	2	3	0	1	34	34
BROWN, Pierre	0	2	0	1	0	0	1	0	1	0	0	0	0	0	0	3	3
HOLLAND, Will	2	8	2	5	2	4	1	2	3	1	8	1	0	0	1	27	27
JONES, Kevin	0	0	0	0	0	0	1	0	1	0	0	0	0	0	0	1	1
BROWN, Oliver	0	1	0	1	0	0	0	0	0	0	0	0	0	0	0	1	1
HARVEY, Mike	0	0	0	0	0	0	0	0	0	0	0	0	0	0	0	1	1
WELLS, Jacobby	0	2	0	0	0	0	2	1	3	0	0	0	0	0	0	7	7
TRICE, Lamar	0	0	0	0	1	2	0	0	0	1	1	0	0	0	0	6	6
JACKSON, Tayvon	0	1	0	0	0	0	2	2	4	1	0	0	0	2	0	12	12
BARBER, Raven	0	1	0	0	1	4	1	0	1	0	1	0	0	0	0	3	3
THOMPSON, Danny	0	0	0	0	0	0	1	0	1	0	0	0	0	0	0	3	3
TEAM							2	2	4								
Totals.....	18	57	3	17	9	16	15	15	30	14	48	9	9	3	4	200	200

Percentages: FG%: 31.6%; 3FG%: 17.6%; FT%: 56.3%.

PITT 66 (9-2)

Player	tot-fg		3-pt		rebounds			pf	tp	a	to	blk	s	min			
	fg	fga	fg	fga	of	dc	tot										
ROBINSON, Nasir-f	2	4	0	0	0	2	7	1	8	1	4	3	2	1	2	32	32
McGHEE, Gary-c	4	6	0	0	1	2	3	7	10	1	9	1	2	0	0	24	24
GIBBS, Ashton-g	7	16	2	4	3	3	1	3	4	1	19	2	2	0	3	32	32
WANAMAKER, Brad-g	7	11	0	2	6	6	1	5	6	1	20	7	1	0	1	36	36
DIXON, Jermaine-g	2	6	0	2	0	2	0	1	1	4	4	1	1	0	0	19	19
WOODALL, Travon	2	7	1	4	0	0	0	2	2	4	5	5	1	0	0	23	23
ADAMS, Chase	0	2	0	1	0	0	0	0	0	0	0	0	0	0	0	8	8
TAYLOR, Dante	1	3	0	0	0	0	0	2	2	1	2	0	0	1	0	15	15
RIVERS, Nick	0	0	0	0	0	0	0	0	0	0	0	0	0	0	0	1	1
MILLER, Dwight	1	2	0	1	0	0	1	2	3	1	2	0	1	0	1	8	8
FRYE, Tim	0	0	0	0	0	0	0	0	0	0	0	0	0	0	0	1	1
RICHARDSON, JJ.	0	0	0	0	0	0	0	1	1	2	0	0	0	0	0	1	1
TEAM							4	3	7								
Totals.....	26	57	3	13	11	17	17	27	44	16	66	19	12	2	7	200	200

Percentages: FG%: 45.6%; 3FG%: 23.1%; FT%: 64.7%.

Officials: Brian O'Connell (R), Bernard Clinton, Wally Rutecki; Technical fouls: None; Attendance: 7039.

Score by Periods

	1st	2nd	Total
Mount St. Mary's	18	30	48
Pitt	30	36	66

10

PITT 71, KENT STATE 59

December 12, 2009 • Petersen Events Center • Pittsburgh, Pa.

Brad Wanamaker scored 13 of his game-high 18 points in the first half as the Panthers hit six 3-pointers to take a 38-29 halftime lead...Pitt jumped out to a 12-2 lead using 3-pointers from Travon Woodall and Ashton Gibbs...KSU trimmed the lead to as few as four points but Pitt pushed the lead back up with a Nasir Robinson jumper and Wanamaker 3-pointer...In the second half, Pitt led by no less than eight points and by as many as 14 points...Pitt shot 57.9 percent (11-19) in the second half and hit nine 3-pointers on the day...It also committed a season-high 19 turnovers...Gary McGhee notched career-highs for rebounds (11) and blocked shots (4)...Kent State was held to 59 points and became the eighth team in 10 games to score 60 or less points vs. Pitt...Pitt set its school record with its 44th consecutive home win vs. a non-conference opponent...Pitt improved to 9-8 all-time vs. Kent State.

KENT STATE 59 (5-4)

Player	tot-fg		3-pt		rebounds			pf	tp	a	to	blk	s	min			
	fg	fga	fg	fga	of	dc	tot										
GREENE, Justin-f	7	12	0	0	3	4	2	3	6	2	17	0	0	1	0	31	31
PARKS, Brandon-c	2	5	0	0	0	0	2	0	2	2	0	0	1	0	0	11	11
McKEE, Mike-g	0	5	0	3	0	0	2	2	4	4	0	0	2	0	0	13	13
HENRY-ALA, Frank-g	4	6	0	1	2	3	3	1	4	1	10	0	0	0	0	24	24
SHERMAN, Rodriguez-g	2	11	0	2	2	2	1	1	2	2	6	2	2	1	2	31	31
EVANS, Tyrce	4	13	3	11	0	0	1	2	3	2	11	1	1	0	4	30	30
SINGLETERY, Chris	5	12	0	0	3	5	3	2	5	3	13	4	4	0	0	31	31
PINCNEY, Ian	0	1	0	1	0	0	0	0	0	0	1	0	0	0	0	9	9
WILDS, Jordan	0																

13

PITT 65, DEPAUL 52

December 28, 2009 • Petersen Events Center • Pittsburgh, Pa.

Ashton Gibbs scored three baskets to give Pitt a 15-2 lead...Pitt extended the lead to as many as 16 points (30-14) on a Brad Wanamaker 3-pointer with 6:59 left in the first half...The Panthers shot 56.7 percent from the floor (17-30) in the first half...DePaul cut the lead as few as five points (54-49) with 5:41 to go, but Pitt used a Gibbs 3-pointer and two Jermaine Dixon jumpers to outscore DU 11-3 the rest of the way...Gibbs extended his free throw shooting streak to 33 consecutive free throws made...Pitt set a Petersen Events Center record with its 10th consecutive opponent held to 60 points or less...The win gave Jamie Dixon his 174th career win, pulling him into a second place tie on Pitt's all-time career coaching victories list...Pitt won its 30th consecutive home game and improved to 50-9 all-time vs. Big East opponents at the PEC...Pitt defeated DePaul for the sixth consecutive matchup.

DEPAUL 52 (7-6, 0-1 Big East)

Player	tot-fg		3-pt		ft		rebounds			pf	tp	a	to	blk	s	min
	fg	fga	fg	fga	ft	fta	of	dc	tot							
HILL, Devin-f	1	2	0	0	0	0	0	0	0	0	2	0	0	0	11	
WALLACE, Eric-f	1	10	0	2	2	2	6	8	1	2	1	0	1	1	29	
KOSHWAL, Mac-c	5	12	0	0	1	3	1	5	6	3	11	0	3	1	28	
STOVALL, Mike-g	1	4	0	2	0	0	0	1	1	0	2	1	1	0	11	
ROGERS, Nate-g	0	0	0	0	0	0	0	0	0	1	0	1	0	0	1	
STULA, Mario	4	4	2	2	0	0	2	2	3	10	0	0	0	0	25	
KELLY, Jeremiah	1	5	0	3	1	2	2	2	4	4	3	2	1	0	28	
FRELAND, Tony	2	3	0	0	2	2	1	2	3	3	6	0	1	1	12	
DREW, Jimmy	1	3	1	3	0	0	0	0	1	3	1	0	0	0	14	
WALKER, Will	3	11	1	3	4	4	0	4	4	0	11	5	1	1	29	
FABER, Keys	1	4	0	0	0	0	2	0	2	2	2	1	1	0	11	
SIGGINS, Ryan	0	0	0	0	0	0	0	0	0	0	0	0	0	0	1	
TEAM							3	0	3							
Totals.....	20	58	4	15	8	13	11	22	33	18	52	12	10	4	6	

Percentages: FG%: 34.5%; 3FG%: 26.7%; FT%: 61.5%.

PITT 65 (11-2, 1-0 Big East)

Player	tot-fg		3-pt		ft		rebounds			pf	tp	a	to	blk	s	min
	fg	fga	fg	fga	ft	fta	of	dc	tot							
ROBINSON, Nasir-f	3	4	0	0	0	0	0	0	0	1	2	2	0	1	17	
McGHEE, Gary-c	3	4	0	0	0	4	3	1	4	3	6	0	0	0	16	
GIBBS, Ashton-g	7	11	3	4	6	6	0	7	7	0	23	4	1	1	35	
WANAMAKER, Brad-g	3	12	1	2	0	2	3	6	9	1	7	4	3	0	35	
DIXON, Jermaine-g	5	13	1	4	1	1	0	3	3	0	12	1	2	0	30	
WOODALL, Travon	2	3	1	2	0	1	0	2	2	3	5	6	2	0	17	
ADAMS, Chase	0	0	0	0	0	0	0	0	0	0	0	0	0	0	3	
BROWN, Gilbert	2	5	0	1	2	2	0	3	3	1	6	0	0	0	23	
TAYLOR, Dante	2	2	0	0	0	0	2	3	5	3	4	0	2	2	18	
RICHARDSON, JJ.	0	0	0	0	0	0	1	1	2	1	0	1	1	0	6	
TEAM							2	1	3							
Totals.....	25	54	6	13	9	16	11	29	40	13	65	18	11	4	5	

Percentages: FG%: 46.3%; 3FG%: 46.2%; FT%: 56.3%.

Officials: Pat Driscoll (R) Ray Perone, Jim Haney; Technical fouls: DePaul-None. PITT-McGHEE, Gary; Attendance: 10811.
Score by Periods: 1st 2nd Total
DePaul 25 27 52
Pitt 39 26 65

15

No. 23 PITT 74, CINCINNATI 71

January 4, 2010 • Fifth Third Arena • Cincinnati, Ohio

Pitt won its second straight road game...Gilbert Brown scored 13 of his career-high 17 points in the second half, his most memorable coming on a baseline drive and dunk in the second half...Brown's jumper with 3:38 left gave Pitt a 66-62 lead and the Panthers converted 8-10 free throws the rest of the way for the win...Cincinnati opened the game on an 11-4 run but Pitt battled back with an 11-2 run fueled by a jumper and two free throws from Ashton Gibbs to take the lead...Gibbs finished the first half with 14 points...A Gary McGhee dunk gave Pitt a 38-32 halftime lead...Gibbs' consecutive free throws made streak concluded at 46 as he missed the front end of two shots with three seconds left...Pitt won its sixth straight game and ninth in its last 10...Pitt improved to a perfect 4-0 with both Jermaine Dixon and Brown on the floor...Pitt won its fourth straight vs. Cincinnati.

PITT 74 (13-2, 3-0 Big East)

Player	tot-fg		3-pt		ft		rebounds			pf	tp	a	to	blk	s	min
	fg	fga	fg	fga	ft	fta	of	dc	tot							
ROBINSON, Nasir-f	3	6	1	1	0	0	0	4	4	2	7	2	1	0	24	
McGHEE, Gary-c	3	5	0	0	0	2	3	3	6	2	6	1	1	2	23	
GIBBS, Ashton-g	4	6	1	1	10	11	0	1	1	0	19	3	0	0	36	
WANAMAKER, Brad-g	2	5	0	0	0	1	0	4	4	4	2	2	1	0	21	
DIXON, Jermaine-g	1	7	1	3	7	8	0	5	5	2	10	2	1	0	35	
WOODALL, Travon	2	4	0	0	0	0	0	3	3	1	4	3	0	0	17	
BROWN, Gilbert	7	13	1	2	2	3	1	2	3	2	17	2	1	0	27	
TAYLOR, Dante	3	5	0	0	1	2	2	1	3	3	7	0	1	1	13	
RICHARDSON, JJ.	0	0	0	0	0	0	0	0	0	0	0	0	0	0	4	
TEAM							1	1	2							
Totals.....	25	51	4	7	20	27	7	24	31	16	74	15	7	4	3	

Percentages: FG%: 49.0%; 3FG%: 57.1%; FT%: 74.1%.

CINCINNATI 71 (10-4, 2-1 Big East)

Player	tot-fg		3-pt		ft		rebounds			pf	tp	a	to	blk	s	min
	fg	fga	fg	fga	ft	fta	of	dc	tot							
THOMAS, Ibrahim-f	1	3	0	1	0	0	0	1	1	0	2	0	1	0	7	
GATES, Yancy-f	8	14	0	0	0	1	3	11	14	2	16	2	1	4	34	
VAUGHN, Deonta-g	7	10	2	4	1	1	1	2	4	17	2	3	0	0	34	
DAVIS, Larry-g	0	2	0	0	0	0	0	0	0	3	0	1	0	0	19	
STEPHENSON, Lance-g	7	15	0	2	1	1	0	1	1	1	15	4	1	0	32	
WRIGHT, Cashmere	0	1	0	0	0	0	0	0	0	0	0	0	0	0	4	
DIXON, Dion	1	2	0	0	4	4	0	1	1	2	6	1	0	0	13	
WILKS, Darnell	1	2	1	1	0	0	0	0	0	3	3	1	1	0	13	
BISHOP, Rashad	3	8	0	2	0	1	2	4	6	3	6	2	1	1	27	
McCLAIN, Anthony	0	0	0	0	0	0	0	0	0	1	0	0	0	0	0	
TOYLOY, Steve	2	4	0	0	2	3	0	2	2	2	6	0	0	0	17	
TEAM							1	2	3							
Totals.....	30	61	3	12	8	11	7	23	30	21	71	13	8	6	4	

Percentages: FG%: 49.2%; 3FG%: 25.0%; FT%: 72.7%.

Officials: Jim Burr, Mike Kitts, James Breeding; Technical fouls: None; Attendance: 8699.
Score by Periods: 1st 2nd Total
Pitt 38 36 74
Cincinnati 32 39 71

14

PITT 82, No. 5 SYRACUSE 72

January 2, 2010 • Carrier Dome • Syracuse, N.Y.

Pitt defeated previously unbeaten Syracuse, won its fifth straight against the Orange at the Carrier Dome and its 12th overall win in the last 15 games against SU...The Big East's best defense (Pitt) held the Big East's best offense (Syracuse) 15 points below its scoring average and to 42.3 percent shooting...Ashton Gibbs (24 points) finished with career-highs of six 3-pointers and eight rebounds and set the school record for most consecutive free throws made on the afternoon...Sparked by Jermaine Dixon's two 3-pointers and Brad Wanamaker's six points, Pitt started the second half on a 16-4 run as the Panthers took control with a 43-34 lead with 15:23 to go...Using a press which yielded an 8-1 run, Syracuse cut the deficit down to as few as two points (46-44) with 11:18 left, but Pitt outscored SU 14-3 over the game's next three minutes to push the lead back to 13 with 8:33 left...Pitt led by as many as 15 points late in the game...Gibbs (12 points, 4 3-pointers) and Dixon (11 points) combined to score 23 of Pitt's 27 points in the first half as the Panthers trailed by three points at the break (30-27)...Jamie Dixon improved to 8-2 vs. top-5 nationally ranked teams in his seven-year career.

PITT 82 (12-2, 2-0 Big East)

Player	tot-fg		3-pt		ft		rebounds			pf	tp	a	to	blk	s	min
	fg	fga	fg	fga	ft	fta	of	dc	tot							
WANAMAKER, Brad-f	1	7	0	2	10	14	0	5	5	4	12	6	4	0	23	
ROBINSON, Nasir-f	1	3	0	0	0	2	3	4	7	3	2	2	0	0	23	
McGHEE, Gary-c	0	1	0	0	2	2	0	0	0	1	2	0	0	0	15	
GIBBS, Ashton-g	7	11	6	9	4	4	1	7	8	0	24	2	1	1	38	
DIXON, Jermaine-g	7	16	3	8	4	6	2	3	5	3	21	4	2	0	36	
WOODALL, Travon	2	5	1	4	0	0	0	1	1	4	5	2	4	1	18	
ADAMS, Chase	0	1	0	1	0	0	0	1	1	0	0	1	0	0	3	
BROWN, Gilbert	2	4	0	0	2	2	2	1	3	4	6	2	3	0	17	
TAYLOR, Dante	3	4	0	0	4	6	4	4	8	1	10	0	1	1	23	
TEAM																
Totals.....	23	52	10	24	26	36	12	26	38	20	82	19	19	3	7	

Percentages: FG%: 44.2%; 3FG%: 41.7%; FT%: 72.2%.

SYRACUSE 72 (13-1, 1-1 Big East)

Player	tot-fg		3-pt		ft		rebounds			pf	tp	a	to	blk	s	min
	fg	fga	fg	fga	ft	fta	of	dc	tot							
JACKSON, Rick-f	2	5	0	0	0	0	1	3	6	5	4	2	4	1	28	
JOHNSON, Wes-f	7	14	0	1	5	7	4	2	6	4	19	0	3	1	36	
ONUAKU, Arinze-c	4	7	0	0	1	3	1	4	5	5	9	1	2	1	23	
RAUTINS, Andy-g	3	9	1	6	2	2	0	3	3	1	9	4	1	0	31	
TRICHE, Brandon-g	2	9	0	5	2	4	3	1	4	3	6	1	1	0	26	
JONES, Mookie	0	0	0	0	0	0	2	0	0	1	0	0	0	1	4	
JARDINE, Scoop	6	13	0	1	3	3	2	0	2	3	15	3	2	1	32	
JOSEPH, Kris	4	9	0	0	2	2	4	5	9							

21

SOUTH FLORIDA 70, No. 17 PITT 61

January 31, 2010 • Sun Dome • Tampa, Fla.

South Florida's Dominique Jones led the Bulls with 37 points, the largest individual scoring performance against Pitt since Notre Dame's Chris Quinn scored 37 in 2006...Jones scored 24 second half points...Fueled by a Jones 3-pointer, USF used a 9-0 run to take a 14-point lead (51-37) with 10:10 left in the game...Pitt battled back from the margin to as few as four points (56-52) on two Ashton Gibbs free throws with 4:45 to go, but that was as close as the Panthers came...Pitt trailed by as many as 11 points in the first half...Pitt's Gilbert Brown scored a career-high 25 points...Pitt shot a season-low 54.5 percent (12-22) from the free throw line including a 7-15 showing in the second half...The two teams combined for 45 fouls in the game...Pitt's Jermaine Dixon was sidelined with a right ankle sprain...Pitt dropped to 3-1 vs. USF since the Bulls joined the Big East.

PITT 61 (16-5, 6-3 Big East)

Player	tot-fg		3-pt		rebounds					pf	tp	a	to	blk	s	min
	fg	fga	fg	fga	of	dc	tot									
ROBINSON, Nasir-f	1	6	0	0	1	2	3	3	0	2	0	0	23			
McGHEE, Gary-c	3	5	0	0	2	4	3	8	11	3	8	1	3	0	32	
WOODALL, Travon-g	0	1	0	0	0	0	0	4	4	5	0	0	1	0	17	
GIBBS, Ashton-g	4	11	1	3	2	2	0	1	1	3	11	3	1	0	37	
WANAMAKER, Brad-g	6	12	0	1	2	5	1	2	3	4	14	4	1	1	37	
ADAMS, Chase	0	1	0	0	0	0	0	2	0	0	2	0	0	0	11	
BROWN, Gilbert	9	13	2	3	5	9	3	2	5	3	25	0	2	0	35	
TAYLOR, Dante	0	0	0	0	0	0	1	0	1	1	0	0	0	0	8	
TEAM							0	3	3	1						
Totals.....	23	49	3	8	12	22	9	25	34	25	61	8	10	4	1	200

Percentages: FG%: 46.9%; 3FG%: 37.5%; FT%: 54.5%.

SOUTH FLORIDA 70 (14-7, 4-5 Big East)

Player	tot-fg		3-pt		rebounds					pf	tp	a	to	blk	s	min
	fg	fga	fg	fga	of	dc	tot									
FAMOUS, Jarrid-f	3	7	0	0	2	3	2	2	4	2	8	0	1	0	0	34
FITZPATRICK, Toarlyn-f	1	8	0	1	1	2	3	7	10	4	3	0	1	1	0	26
HOWARD, Chris-g	4	9	1	2	4	7	1	5	6	4	13	1	0	1	1	34
JONES, Dominique-g	10	20	3	4	14	17	3	5	8	4	37	3	3	1	1	39
MERCER, Mike-g	3	7	0	0	3	6	1	2	3	3	9	1	0	0	1	27
CRATER, Anthony	0	1	0	0	0	0	0	1	1	0	0	0	0	0	2	31
RIVAS, Alex	0	1	0	0	0	0	2	0	2	3	0	1	0	0	0	7
KARDOK, Ryan	0	0	0	0	0	0	0	0	0	0	0	0	0	0	0	2
TEAM							1	0	1							
Totals.....	21	53	4	8	24	35	13	22	35	20	70	7	5	3	5	200

Percentages: FG%: 39.6%; 3FG%: 50.0%; FT%: 68.6%.

Officials: Tim Higgins, Bill McCarthy, Ray Perone; Technical fouls: Pitt-TEAM; USF-None; Attendance: 5370.

Score by Periods

	1st	2nd	Total
Pitt	26	35	61
South Florida	31	39	70

23

No. 22 PITT 83, SETON HALL 58

February 6, 2010 • Petersen Events Center • Pittsburgh, Pa.

Pitt pulled away in the second half by outscoring Seton Hall 22-7 after leading by only four points (41-37) with 17:34 left...Pitt went on a 9-0 run by taking advantage of three consecutive 3-pointers...A Brad Wanamaker 3-pointer with the shot clock winding down and threes by Ashton Gibbs and Jermaine Dixon gave Pitt a 50-37 lead with 14:09 left...Gilbert Brown scored 13 of his game-high 23 points in the first half including a dunk which capped a 9-0 run and gave Pitt an 11-point lead (31-20) with 4:34 left in the first half...Gary McGhee registered his third career double-double...Pitt set or tied season-highs for most points (83) and largest margin of victory (25) on the year...At home, Pitt defeated Seton Hall for the ninth time in its last 10 games...The game was played in the midst of a major snowstorm which dumped 20 inches of snow on the Pittsburgh region.

SETON HALL 58 (12-9, 3-7 Big East)

Player	tot-fg		3-pt		rebounds					pf	tp	a	to	blk	s	min
	fg	fga	fg	fga	of	dc	tot									
POPE, Herb-f	3	13	0	0	3	6	4	2	6	5	9	0	3	2	0	20
MITCHELL, Robert-f	4	8	1	1	2	2	1	6	7	2	11	0	0	2	0	25
ROBINSON, Jeff-f	2	6	0	0	2	3	2	4	6	3	6	1	1	0	1	29
THEODORE, Jordan-g	2	4	0	1	0	0	0	1	1	1	4	1	0	0	0	20
HARVEY, Eugene-g	5	5	0	0	6	7	1	0	1	1	12	2	2	0	1	28
HAZELL, Jeremy	1	7	0	5	0	0	0	0	0	2	2	3	2	0	1	32
JACKSON, Jamal	4	10	3	7	0	0	0	1	1	1	11	0	0	0	0	24
HALL, Ferrakohn	1	1	0	0	1	2	0	4	4	3	3	0	0	0	1	10
GARCIA, John	0	2	0	0	0	0	0	1	1	1	0	2	0	0	0	11
OLIVER, Melvyn	0	0	0	0	0	0	0	0	0	0	2	0	0	0	0	1
TEAM							3	0	3	2						
Totals.....	20	56	4	14	14	20	11	19	30	23	58	9	8	6	4	200

Percentages: FG%: 35.7%; 3FG%: 28.6%; FT%: 70.0%.

PITT 83 (17-6, 7-4 Big East)

Player	tot-fg		3-pt		rebounds					pf	tp	a	to	blk	s	min
	fg	fga	fg	fga	of	dc	tot									
ROBINSON, Nasir-f	0	2	0	0	0	0	0	2	4	2	0	2	0	0	0	12
McGHEE, Gary-c	4	6	0	0	4	7	4	7	11	2	12	0	2	0	0	24
GIBBS, Ashton-g	3	7	1	3	4	6	0	3	3	2	11	3	2	0	0	31
WANAMAKER, Brad-g	5	10	1	2	2	2	0	6	6	2	13	7	1	1	1	30
DIXON, Jermaine-g	6	13	1	2	3	1	0	1	4	15	4	2	1	2	1	33
WOODALL, Travon	1	2	0	0	0	0	1	1	2	2	2	2	2	0	1	19
ADAMS, Chase	1	1	1	1	0	0	0	0	0	0	3	0	0	0	0	3
BROWN, Gilbert	9	14	2	4	3	3	0	4	4	2	23	2	0	0	2	28
TAYLOR, Dante	1	1	0	0	0	0	2	0	2	1	2	0	0	1	0	12
RIVERS, Nick	0	1	0	1	0	0	0	0	0	1	0	0	0	0	0	1
MILLER, Dwight	0	0	0	0	0	0	0	1	1	0	0	0	0	0	0	2
FRYE, Tim	0	1	0	1	0	0	0	0	0	0	0	0	0	0	0	1
RICHARDSON, JJ.	1	2	0	0	0	0	0	2	2	1	2	0	0	1	0	4
TEAM							1	2	3							
Totals.....	31	60	6	13	15	21	11	28	39	19	83	20	9	4	6	200

Percentages: FG%: 51.7%; 3FG%: 46.2%; FT%: 71.4%.

Officials: Mike Kitts (R), James Breeding; Technical fouls: Seton Hall-HAZELL, Jeremy; TEAM 2. PITT-DIXON, Jermaine; Attendance: 6681.

Score by Periods

	1st	2nd	Total
Seton Hall	30	28	58
Pitt	37	46	83

22

No. 6 WEST VIRGINIA 70, No. 22 PITT 51

February 3, 2010 • WVU Coliseum • Morgantown, W.Va.

West Virginia used three 3-pointers to outscore Pitt 13-3 over a six minute span in building a 56-44 lead with 6:32 left...WVU used 3-pointers from Da'Sean Butler, Darryl Bryant and Kevin Jones in the run...Despite trailing by as many as 10 points, Pitt battled back to a two-point deficit (43-41) on a J.J. Richardson layup with 12:51 to go...After trimming the lead to two points, Pitt missed its next 10 shots...WVU won the rebounding battle 45-31, finished with 19 offensive rebounds and scored 20 second-chance points...Pitt shot a season-low 30 percent from the floor...Ashton Gibbs' consecutive free throws made streak ended at 31...For only the fourth time in the 179-game series, both Pitt and WVU entered the game as nationally ranked teams...Pitt dropped to 8-24 all-time at WVU Coliseum and 84-95 in the all-time series...Pitt dropped to 6-5 vs. top-10 ranked teams under Jamie Dixon.

PITT 51 (16-6, 6-4 Big East)

Player	tot-fg		3-pt		rebounds					pf	tp	a	to	blk	s	min
	fg	fga	fg	fga	of	dc	tot									
ROBINSON, Nasir-f	2	4	0	0	3	4	3	2	5	5	7	3	0	0	1	30
McGHEE, Gary-c	3	11	0	0	3	4	7	2	9	3	9	0	1	0	0	21
GIBBS, Ashton-g	2	13	2	7	5	8	0	2	2	1	11	0	1	0	2	36
WANAMAKER, Brad-g	0	4	0	0	0	2	2	4	3	0	1	2	0	0	0	30
DIXON, Jermaine-g	5	12	0	1	3	4	1	2	3	2	13	0	0	2	1	34
WOODALL, Travon	1	2	0	0	0	0	0	1	1	1	2	1	1	0	0	8
ADAMS, Chase	0	0	0	0	0	0	0	0	0	0	0	0	0	0	0	2
BROWN, Gilbert	0	4	0	0	0	1	1	1	2	3	0	0	1	0	1	18
TAYLOR, Dante	0	0	0	0	0	0	0	0	0	0	0	0	0	0	0	6
MILLER, Dwight	0	0	0	0	0	0	0	0	0	0	0	0	0	0	0	1
RICHARDSON, JJ.	3	3	0	0	3	5	3	1	4	1	9	0	1	0	0	14
TEAM							0	1	1							
Totals.....	16	53	2	10	17	28	17	14	31	19	51	5	7	2	6	200

Percentages: FG%: 30.2%; 3FG%: 20.0%; FT%: 60.7%.

WEST VIRGINIA 70 (18-3, 7-2 Big East)

Player	tot-fg		3-pt		rebounds					pf	tp	a	to	blk	s	min
	fg	fga	fg	fga	of	dc	tot									
EBANKS, Devin-f	3	10	0	0	1	2	6	10	16	3	7	3	4	0	0	36
JONES, Kevin-f	4	9	2	3	6	6	2	4	6	3	16	1	0	1	0	33
SMITH, Wellington-f	2	5	1	4	0	0	2	3	5	2	5	0	0	0	0	17
BUTLER, Da'Sean-g	5	13	3	6	5	5	2	3	5	1	18	1	1	0	0	37
BRYANT,																

25 No. 25 PITT 98, No. 5 WEST VIRGINIA 95 (30T)

February 12, 2010 • Petersen Events Center • Pittsburgh, Pa.

Pitt erased a seven-point deficit with 1:13 left in regulation to force overtime...Pitt took advantage of three missed WVU free throws in the final minute...Pitt's Travon Woodall cut the deficit to 68-65 with a running jumper with 31 seconds, Pitt's Nasir Robinson forced a WVU turnover and Ashton Gibbs tied the game with a 3-pointer from the corner with 26 seconds to go...In the first overtime, Pitt built a 78-75 lead on Gilbert Brown's drive and dunk and a Gibbs free throw but WVU's Darryl Bryant hit a 3-pointer with one second left to force a second overtime...In the second overtime, Woodall gave Pitt an 88-85 lead with 28 seconds to go, but WVU's Da'Sean Butler was fouled on a 3-point attempt and converted three straight free throws...Pitt had an opportunity to win but missed a shot and tip-in...In the third overtime, Pitt converted 5-6 free throws including two apiece from Brown and Gibbs to register the win...Pitt trailed by as many as 10 points in the first half and by as many as nine points with 9:01 remaining...Pitt won its ninth in the last 10 matchups at home against West Virginia...Pitt improved to 6-0 vs. top-5 ranked teams the Petersen Events Center...The three overtime game tied for the longest in school history as Pitt played a three overtime game in 1976.

WEST VIRGINIA 95 (19-5, 8-4 Big East)

Player	tot-fg		3-pt		rebounds		pf	tp	a	to	blk	s	min			
	fg	fga	fg	fga	of	dc										
EBANKS, Devin-f	7	14	0	1	3	5	1	17	4	0	0	0	22			
JONES, Kevin-f	3	11	0	3	2	2	2	8	10	3	8	3	2	0	1	31
SMITH, Wellington-f	4	8	2	4	1	2	4	0	4	5	11	1	0	2	3	28
BUTLER, Da'Sean-g	9	22	1	6	13	18	4	7	11	4	32	3	0	2	0	49
BRYANT, Darryl-g	5	13	3	6	7	9	1	1	2	20	4	2	0	0	0	36
THOROUGHMAN, Cam	0	0	0	0	0	0	1	1	2	0	1	0	0	0	0	6
MAZZULLA, Joe	0	0	0	0	0	1	0	3	3	4	0	4	0	0	0	28
PEPPER, Dalton	0	0	0	0	0	0	0	0	0	0	0	0	0	0	0	1
MITCHELL, Casey	0	0	0	0	0	0	0	0	0	0	0	0	0	0	0	1
FLOWERS, John	3	5	1	1	0	0	2	4	6	5	7	0	2	1	0	19
KILICLI, Deniz	0	1	0	0	0	0	0	0	0	2	0	0	1	0	0	3
TEAM							2	1	3							
Totals.....	31	74	7	21	26	37	17	34	51	27	95	20	7	5	4	275

Percentages: FG%: 41.9%; 3FG%: 33.3%; FT%: 70.3%.

PITT 98 (19-6, 8-4 Big East)

Player	tot-fg		3-pt		rebounds		pf	tp	a	to	blk	s	min			
	fg	fga	fg	fga	of	dc										
ROBINSON, Nasir-f	2	6	0	0	1	2	4	2	6	3	5	0	0	1	25	
McGHEE, Gary-c	2	4	0	0	2	2	3	9	12	2	6	3	1	2	38	
GIBBS, Ashton-g	7	17	6	13	4	6	1	3	4	3	24	0	3	0	50	
WANAMAKER, Brad-g	7	14	1	3	9	11	0	5	5	5	24	10	4	0	47	
DIXON, Jermaine-g	1	5	0	2	3	4	0	2	2	5	5	3	0	0	26	
WOODALL, Travon	3	7	2	5	4	6	1	6	7	5	12	6	0	0	31	
ADAMS, Chase	0	1	0	1	0	0	0	0	0	0	0	0	0	0	4	
BROWN, Gilbert	5	8	0	2	6	8	0	1	1	4	16	1	0	0	38	
TAYLOR, Dante	1	2	0	0	0	0	1	0	1	1	2	0	0	0	5	
RICHARDSON, JJ.	1	2	0	0	2	3	1	1	2	0	4	0	0	0	11	
TEAM							0	4	4							
Totals.....	29	66	9	26	31	42	11	33	44	28	98	23	8	2	4	275

Percentages: FG%: 43.9%; 3FG%: 34.6%; FT%: 73.8%.

Officials: Les Jones (R), Joe Lindsay, Tim Clougherty; Technical fouls: None; Attendance: 12902.

Score by Periods	1st	2nd	OT	OT2	OT3	Total
West Virginia	37	31	10	10	7	95
Pitt	32	36	10	10	10	98

27 No. 19 PITT 70, No. 3 VILLANOVA 65

February 21, 2010 • Petersen Events Center • Pittsburgh, Pa.

Pitt built a 10-point first half and held off Villanova the rest of the way for the win...A Jermaine Dixon 3-pointer gave Pitt a 48-40 lead with 7:15 remaining in the game and a Gilbert Brown drive and dunk gave Pitt a six-point lead (60-54) with 1:29 left...Pitt converted 7-8 free throws in the closing 23 seconds to seal the win...Ashton Gibbs scored 21 points, his 10th 20-point contest...Pitt improved to 7-0 against top-5 nationally ranked teams at the Petersen Events Center...Pitt won its third game against a top-5 ranked team on the year...Pitt won its seventh straight home game vs. VU and improved to 20-5 all-time vs. VU at home...For the ninth consecutive year, Pitt reached the 20-overall win and 10-league win plateau...The attendance of 12,920 marked the largest on-campus crowd in Pitt history.

VILLANOVA 65 (22-4, 11-3 Big East)

Player	tot-fg		3-pt		rebounds		pf	tp	a	to	blk	s	min			
	fg	fga	fg	fga	of	dc										
PENA, Antonio-f	3	8	0	0	2	4	5	4	9	4	8	0	0	1	2	34
REYNOLDS, Scottie-g	6	11	2	3	6	7	1	1	2	4	20	3	6	0	0	26
FISHER, Corey-g	5	9	2	2	0	0	0	1	1	4	12	1	3	1	1	22
REDDING, Reggie-g	3	8	0	1	0	1	1	3	4	5	6	2	2	0	0	30
STOKES, Corey-g	4	9	1	6	0	0	1	2	3	2	9	0	0	0	0	34
WAYNES, Malik	1	4	0	0	2	2	1	0	1	1	4	1	0	0	1	15
YAROU, Mouphtauo	0	0	0	0	0	0	0	0	0	0	1	0	0	0	1	1
GHEES, Dominik	0	0	0	0	1	2	0	0	0	0	1	0	0	0	0	6
SUTTON, Maurice	0	0	0	0	0	0	0	0	0	0	0	0	0	0	0	3
KING, Taylor	2	3	1	2	0	0	0	6	6	5	5	1	1	2	0	18
ARMWOOD, Isaiah	0	1	0	0	0	0	1	3	4	0	0	0	1	0	0	11
TEAM							2	2	4	1						
Totals.....	24	53	6	14	11	16	12	22	34	27	65	8	13	4	4	200

Percentages: FG%: 45.3%; 3FG%: 42.9%; FT%: 68.8%.

PITT 70 (21-6, 10-4 Big East)

Player	tot-fg		3-pt		rebounds		pf	tp	a	to	blk	s	min			
	fg	fga	fg	fga	of	dc										
ROBINSON, Nasir-f	2	8	0	0	0	0	2	2	4	1	4	1	2	1	0	25
McGHEE, Gary-c	2	6	0	0	3	4	8	2	10	1	7	1	0	2	0	31
GIBBS, Ashton-g	5	10	2	3	9	12	0	2	2	1	21	2	0	0	2	34
WANAMAKER, Brad-g	1	4	0	2	2	2	2	1	3	3	4	4	4	0	0	24
DIXON, Jermaine-g	3	15	1	5	3	4	3	3	6	4	10	3	2	3	3	37
WOODALL, Travon	1	4	0	1	4	4	0	2	2	2	6	4	0	0	0	16
BROWN, Gilbert	5	9	1	1	5	8	2	2	4	2	16	1	3	0	1	24
TAYLOR, Dante	1	1	0	0	0	0	1	1	2	4	2	0	0	0	0	8
RICHARDSON, JJ.	0	0	0	0	0	0	0	0	0	0	0	0	0	0	0	1
TEAM							3	4	7							
Totals.....	20	57	4	12	26	34	21	19	40	18	70	16	12	6	6	200

Percentages: FG%: 35.1%; 3FG%: 33.3%; FT%: 76.5%.

Officials: Michael Stephens (R), Jamie Luekie, Mike Stuart; Technical fouls: None; Attendance: 12920.

Score by Periods	1st	2nd	Total
Villanova	23	42	65
Pitt	29	41	70

26 No. 19 PITT 58, MARQUETTE 51

February 18, 2010 • Bradley Center • Milwaukee, Wis.

Pitt used a 13-5 run capped by a Nasir Robinson 3-pointer to build a 54-44 lead with 5:43 left in the contest...Marquette cut the deficit to as few as five points (56-51) on a Lazar Hayward 3-point play with 2:16 left but that was as close as the Golden Eagles came...Pitt shot 60 percent (12-20) from the floor in the second half and held Marquette to 33 percent shooting in registering the win...Pitt outscored Marquette 9-3 over the first half's final 2:37 to take a 31-25 halftime lead...Pitt's two centers Gary McGhee and Dante Taylor combined for 16 points and 8-8 field goal shooting...The Big East's best 3-point shooting team (Marquette) was held to 26.3 percent 3-point shooting (5-19) on the night...Pitt finished with 19 assists on 23 field goals...Pitt won its 20th game for the ninth consecutive season...Pitt won for the first time and improved to 1-3 at Marquette since the Golden Eagles joined the league in 2005-06.

PITT 58 (20-6, 9-4 Big East)

Player	tot-fg		3-pt		rebounds		pf	tp	a	to	blk	s	min			
	fg	fga	fg	fga	of	dc										
ROBINSON, Nasir-f	4	6	1	1	1	2	0	6	6	5	3	10	1	0	0	22
McGHEE, Gary-c	5	5	0	0	0	0	1	4	5	3	10	1	0	6	1	29
GIBBS, Ashton-g	0	6	0	4	2	2	0	3	3	0	2	1	1	0	1	31
WANAMAKER, Brad-g	4	5	0	1	2	2	3	1	4	3	10	4	7	1	1	31
DIXON, Jermaine-g	4	10	2	5	0	0	0	7	7	0	10	2	3	0	1	33
WOODALL, Travon	2	3	1	2	0	1	0	1	1	1	5	1	2	0	1	17
BROWN, Gilbert	1	4	0	1	3	5	0	2	2	4	5	5	1	1	0	23
TAYLOR, Dante	3	3	0	0	0	0	0	1	1	2	6	1	0	0	1	8
RICHARDSON, JJ.	0	0	0	0	0	0	0	1	1	0	0	0	0	0	0	2
TEAM							0	3	3							
Totals.....	23	42	4	14	8	12	4	29	33	14	58	19	15	8	6	201

Percentages: FG%: 54.8%; 3FG%: 28.6%; FT%: 66.7%.

MARQUETTE 51 (16-9, 7-6 Big East)

Player	tot-fg		3-pt		rebounds		pf	tp	a	to	blk	s	min			
	fg	fga	fg	fga	of	dc										
HAYWARD, Lazar-f	4	11	0	0	2	6	3	4	7	2	11	2	1	0	2	36
BUTLER, Jimmy-f	6	11	0	0	1	3	4	4	7	2	13	1	3	0	2	37
JOHNSON-ODOM, Dar-g	5	12	2	5	1	1	3	3	6	2	13	1	3	0	0	36
ACKER, Maurice-g	2	7	1	5	0	0	0	5	5	4	5	4	1	0	0	29
CUBILLAN, David-g	1	5	0	3	0	0	1	1	2	3	2	1	1	0	0	29
WILLIAMS, Erik	0	0	0	0	0	0	0	0	0	0	0	0	0	0	0	2
FULCE, Joseph	0	1														



29

No. 12 PITT 71, ST. JOHN'S 64

February 27, 2010 • Madison Square Garden • New York, N.Y.

Pitt's bench played a key role in the Panthers building a seven-point halftime lead (31-23) as it outscored St. John's bench 17-6 in the first half...Pitt outscored St. John's 15-4 to take a 21-10 lead with 7:19 left in the first half and led by as many as 12 points late in the first half...Nasir Robinson scored Pitt's first nine points of the second half as the Panthers matched St. John's shot-for-shot...Three-pointers by Ashton Gibbs and Gilbert Brown gave Pitt a 53-42 lead with 8:53 left...Pitt improved to 23-10 at Madison Square Garden since the 2000-01 season...Pitt won its 12th in its last 16 appearances at Madison Square Garden...Pitt swept St. John's in its two matchups on the year and defeated the Red Storm for the fifth consecutive matchup...Jamie Dixon improved to 35-11 in games played after losing a contest...Pitt improved to 6-4 on the road in 2009-10.

PITT 71 (22-7, 11-5 Big East)

Player	tot-fg		3-pt		ft		rebounds			pf	tp	a	to	blk	s	min
	fg	fga	fg	fga	ft	fta	of	dc	tot							
ROBINSON, Nasir-f	5	7	0	0	3	3	3	6	9	3	13	0	1	2	0	29
McGHEE, Gary-c	2	4	0	0	2	3	2	6	8	2	6	0	1	3	0	33
WANAMAKER, Brad-g	3	7	0	1	2	2	0	1	1	2	8	4	0	0	0	31
DIXON, Jermaine-g	2	3	0	1	0	0	0	0	0	3	4	2	1	0	0	22
GIBBS, Ashton-g	2	7	1	4	7	8	1	5	6	4	12	1	3	0	0	30
WOODALL, Travon	2	6	1	4	1	2	0	1	1	3	6	4	3	0	0	21
ADAMS, Chase	1	2	1	2	0	0	0	0	0	0	3	0	1	0	0	3
BROWN, Gilbert	4	6	2	3	3	5	0	1	1	2	13	3	0	0	0	21
TAYLOR, Dante	3	5	0	0	0	0	1	1	2	2	6	0	0	0	0	10
TEAM							1	3	4							
Totals.....	24	47	5	15	18	23	8	24	32	21	71	14	10	5	0	200

Percentages: FG%: 51.1%; 3FG%: 33.3%; FT%: 78.3%.

ST. JOHN'S 64 (15-13, 5-11 Big East)

Player	tot-fg		3-pt		ft		rebounds			pf	tp	a	to	blk	s	min
	fg	fga	fg	fga	ft	fta	of	dc	tot							
MASON JR., Anthony-f	2	6	0	2	2	2	2	3	5	3	6	1	1	1	0	23
EVANS, Sean-f	1	6	0	0	0	0	2	4	6	1	2	0	0	1	0	26
KENNEDY, DJ-g	4	11	1	3	3	5	3	3	6	3	12	0	2	0	0	19
BOOTHIE, Malik-g	3	3	0	0	3	7	1	0	1	3	9	2	0	0	2	33
HORNE, Paris-g	5	8	1	3	0	1	1	2	3	3	11	1	1	0	1	34
HARDY, Dwight	4	13	0	5	7	8	2	0	2	4	15	1	0	0	0	26
COKER, Dele	0	1	0	0	0	0	0	1	1	0	0	0	0	1	1	5
BURRELL, Justin	2	7	0	1	5	6	3	5	8	3	9	0	1	0	0	21
STITH, Malik	0	0	0	0	0	0	0	0	0	0	0	0	0	0	0	6
BROWNLEE, Justin	0	1	0	1	0	0	0	2	2	1	0	0	1	0	0	7
TEAM							3	0	3							
Totals.....	21	56	2	15	20	29	17	20	37	21	64	5	6	3	4	200

Percentages: FG%: 37.5%; 3FG%: 13.3%; FT%: 69.0%.

Officials: Michael Stephens, Jim Haney, Gary Prager; Technical fouls: None; Attendance: 6892.

Score by Periods	1st	2nd	Total
Pitt	31	40	71
St. John's	23	41	64

2009-10 Pitt Men's Basketball Statistics
Pitt Season Schedule/Results & Leaders (as of Feb 27, 2010)
All games

RECORD:	OVERALL	HOME	AWAY	NEUTRAL
ALL GAMES	22-7	15-1	6-4	1-2
CONFERENCE	11-5	6-1	5-4	0-0
NON-CONFERENCE	11-2	9-0	1-0	1-2

Date	Opponent	Score	Att.	High Points	High Rebounds
11/13/09	WOFFORD COLLEGE	W 63-60	10112	(15)WANAMAKER, Brad	(8)McGHEE, Gary
11/17/09	BINGHAMTON	W 71-46	7677	(22)GIBBS, Ashton	(10)ROBINSON, Nasir
11/19/09	EASTERN KENTUCKY	W 71-60	9148	(20)GIBBS, Ashton	(12)TAYLOR, Dante
11/23/09	#vs Wichita State	W 68-55	7226	(19)WOODALL, Travon	(6)McGHEE, Gary (6)WOODALL, Travon
11/24/09	#vs Texas	62-78 L	8076	(13)WANAMAKER, Brad	(10)McGHEE, Gary
11/28/09	YOUNGSTOWN STATE	W 72-56	10135	(14)WANAMAKER, Brad (14)GIBBS, Ashton	(10)McGHEE, Gary (10)ROBINSON, Nasir
12/02/09	at Duquesne	WOT 67-58	12336	(15)GIBBS, Ashton	(10)WANAMAKER, Brad
12/04/09	NEW HAMPSHIRE	W 47-32	8856	(23)GIBBS, Ashton	(11)TAYLOR, Dante
12/08/09	%vs Indiana	64-74 L	8975	(25)GIBBS, Ashton	(7)ROBINSON, Nasir
12/12/09	KENT STATE	W 71-59	9468	(18)WANAMAKER, Brad	(11)McGHEE, Gary
12/19/09	MOUNT ST. MARY'S	W 66-48	7039	(20)WANAMAKER, Brad	(10)McGHEE, Gary
12/22/09	OHIO	W 74-49	9261	(15)GIBBS, Ashton	(10)WANAMAKER, Brad (10)TAYLOR, Dante
12/28/09	*DEPAUL	W 65-52	10811	(23)GIBBS, Ashton	(9)WANAMAKER, Brad
01/02/10	*at Syracuse	W 82-72	24969	(24)GIBBS, Ashton	(8)TAYLOR, Dante (8)GIBBS, Ashton
01/04/10	*at Cincinnati	W 74-71	8699	(19)GIBBS, Ashton	(6)McGHEE, Gary
01/13/10	*at Connecticut	W 67-57	15290	(19)GIBBS, Ashton (19)WANAMAKER, Brad	(9)McGHEE, Gary
01/16/10	*LOUISVILLE	WOT 82-77	12781	(26)ROBINSON, Nasir	(11)ROBINSON, Nasir
01/20/10	*GEORGETOWN	66-74 L	12677	(20)BROWN, Gilbert	(13)WANAMAKER, Brad
01/24/10	*at Seton Hall	61-64 L	8043	(23)GIBBS, Ashton	(8)WANAMAKER, Brad
01/28/10	*ST. JOHN'S	W 63-53	12511	(16)WANAMAKER, Brad	(8)BROWN, Gilbert
01/31/10	*at South Florida	61-70 L	5370	(25)BROWN, Gilbert	(11)McGHEE, Gary
02/03/10	*at West Virginia	51-70 L	15419	(13)DIXON, Jermaine	(9)McGHEE, Gary
02/06/10	*SETON HALL	W 83-58	6681	(23)BROWN, Gilbert	(11)McGHEE, Gary
02/08/10	ROBERT MORRIS	W 77-53	7211	(20)GIBBS, Ashton	(10)WANAMAKER, Brad
02/12/10	*WEST VIRGINIA	WOT 98-95	12902	(24)GIBBS, Ashton (24)WANAMAKER, Brad	(12)McGHEE, Gary
02/18/10	*at Marquette	W 58-51	16486	(10)McGHEE, Gary (10)DIXON, Jermaine (10)WANAMAKER, Brad	(7)DIXON, Jermaine
02/21/10	*VILLANOVA	W 70-65	12920	(21)GIBBS, Ashton	(10)McGHEE, Gary
02/24/10	*at Notre Dame	53-68 L	8581	(13)DIXON, Jermaine	(8)McGHEE, Gary
02/27/10	*at St. John's	W 71-64	6892	(13)ROBINSON, Nasir (13)BROWN, Gilbert	(9)ROBINSON, Nasir

% = Jimmy V Classic, New York, N.Y.

= O'Reilly Auto Parts CBE Classic, Kansas City, Mo.

* = Conference game

Attendance Summary	Games	Attend	Avg/Game
Home	16	160190	10012
Away	10	122085	12208
Neutral	3	24277	8092
Total	29	306552	10571

2009-10 Pitt Men's Basketball Statistics
Pitt Combined Team Statistics (as of Feb 27, 2010)
All games

RECORD:	OVERALL	HOME	AWAY	NEUTRAL
ALL GAMES	22-7	15-1	6-4	1-2
CONFERENCE	11-5	6-1	5-4	0-0
NON-CONFERENCE	11-2	9-0	1-0	1-2

#	Player	gp-gs	Total		3-Point		F-Throw		Rebounds				Blks			pts	avg					
			min	avg	fg-fga	pct	3fg-fga	pct	ft-fga	pct	off	def	tot	avg	pf			dq	a	to	blk	stl
12	GIBBS, Ashton	29-29	1021	35.2	137-355	.386	65-169	.385	126-142	.887	12	71	83	2.9	31	0	57	38	3	23	465	16.0
22	WANAMAKER, Brad	29-29	943	32.5	112-255	.439	20-59	.339	106-145	.731	48	122	170	5.9	87	2	128	79	8	32	350	12.1
05	BROWN, Gilbert	18-0	451	25.1	66-127	.520	13-36	.361	49-72	.681	18	38	56	3.1	46	0	34	27	3	9	194	10.8
24	DIXON, Jermaine	20-18	572	28.6	72-195	.369	14-57	.246	44-61	.721	16	55	71	3.6	49	1	46	29	13	20	202	10.1
52	McGHEE, Gary	29-29	707	24.4	84-132	.636	0-0	.000	44-74	.595	74	131	205	7.1	62	0	19	33	53	7	212	7.3
35	ROBINSON, Nasir	29-29	726	25.0	81-169	.479	4-13	.308	24-53	.453	58	107	165	5.7	75	2	43	47	10	12	190	6.6
01	WOODALL, Travon	29-11	596	20.6	51-137	.372	16-62	.258	30-45	.667	8	59	67	2.3	63	2	95	54	6	16	148	5.1
11	TAYLOR, Dante	29-0	400	13.8	42-73	.575	0-0	.000	33-56	.589	51	58	109	3.8	44	0	3	16	18	13	117	4.0
21	PATTERSON, Lamar	10-0	104	10.4	6-24	.250	5-11	.455	6-11	.545	4	8	12	1.2	8	0	4	5	4	3	23	2.3
03	ADAMS, Chase	24-0	269	11.2	16-39	.410	12-28	.429	4-6	.667	1	11	12	0.5	15	0	21	14	1	7	48	2.0
14	RIVERS, Nick	4-0	4	1.0	1-2	.500	1-2	.500	1-2	.500	0	1	1	0.3	1	0	0	0	0	0	4	1.0
55	RICHARDSON, J.J.	19-0	75	3.9	6-8	.750	0-0	.000	5-8	.625	6	11	17	0.9	12	0	1	3	1	2	17	0.9
25	MILLER, Dwight	15-0	76	5.1	3-12	.250	1-6	.167	1-2	.500	3	14	17	1.1	8	0	2	7	4	2	8	0.5
42	ZANNA, Talib	1-0	3	3.0	0-0	.000	0-0	.000	0-0	.000	0	0	0	0.0	1	0	0	0	0	0	0	0.0
44	FRYE, Tim	4-0	4	1.0	0-2	.000	0-1	.000	0-0	.000	0	0	0	0.0	0	0	1	0	0	1	0	0.0
Team											58	46	104		1		12					
Total.....		29	5951		677-1530	.442	151-444	.340	473-677	.699	357	732	1089	37.6	503	7	454	364	124	147	1978	68.2
Opponents.....		29	5950		649-1635	.397	144-466	.309	347-523	.663	343	611	954	32.9	575	-	328	313	115	160	1789	61.7

TEAM STATISTICS	PITT	OPP	Date	Opponent	Score	Att.
SCORING	1978	1789	11/13/09	WOFFORD COLLEGE	w 63-60	10112
Points per game	68.2	61.7	11/17/09	BINGHAMTON	w 71-46	7677
Scoring margin	+6.5	-	11/19/09	EASTERN KENTUCKY	w 71-60	9148
FIELD GOALS-ATT	677-1530	649-1635	# 11/23/09	vs Wichita State	w 68-55	7226
Field goal pct	.442	.397	# 11/24/09	vs Texas	L 62-78	8076
3 POINT FG-ATT	151-444	144-466	11/28/09	YOUNGSTOWN STATE	w 72-56	10135
3-point FG pct	.340	.309	12/02/09	at Duquesne	Wot 67-58	12336
3-pt FG made per game	5.2	5.0	12/04/09	NEW HAMPSHIRE	w 47-32	8856
FREE THROWS-ATT	473-677	347-523	% 12/08/09	vs Indiana	L 64-74	8975
Free throw pct	.699	.663	12/12/09	KENT STATE	w 71-59	9468
F-Throws made per game	16.3	12.0	12/19/09	MOUNT ST. MARY'S	w 66-48	7039
REBOUNDS	1089	954	12/22/09	OHIO	w 74-49	9261
Rebounds per game	37.6	32.9	* 12/28/09	DEPAUL	w 65-52	10811
Rebounding margin	+4.7	-	* 01/02/10	at Syracuse	w 82-72	24969
ASSISTS	454	328	* 01/04/10	at Cincinnati	w 74-71	8699
Assists per game	15.7	11.3	* 01/13/10	at Connecticut	w 67-57	15290
TURNOVERS	364	313	* 01/16/10	LOUISVILLE	Wot 82-77	12781
Turnovers per game	12.6	10.8	* 01/20/10	GEORGETOWN	L 66-74	12677
Turnover margin	-1.8	-	* 01/24/10	at Seton Hall	L 61-64	8043
Assist/turnover ratio	1.2	1.0	* 01/28/10	ST. JOHN'S	w 63-53	12511
STEALS	147	160	* 01/31/10	at South Florida	L 61-70	5370
Steals per game	5.1	5.5	* 02/03/10	at West Virginia	L 51-70	15419
BLOCKS	124	115	* 02/06/10	SETON HALL	w 83-58	6681
Blocks per game	4.3	4.0	02/08/10	ROBERT MORRIS	w 77-53	7211
ATTENDANCE	160190	146362	* 02/12/10	WEST VIRGINIA	Wot 98-95	12902
Home games-Avg/Game	16-10012	10-12208	* 02/18/10	at Marquette	w 58-51	16486
Neutral site-Avg/Game	-	3-8092	* 02/21/10	VILLANOVA	w 70-65	12920
			* 02/24/10	at Notre Dame	L 53-68	8581
			* 02/27/10	at St. John's	w 71-64	6892

% = Jimmy V Classic, New York, N.Y.
= O'Reilly Auto Parts CBE Classic, Kansas City, Mo.
* = Conference game

Score by Periods	1st	2nd	OT	OT2	OT3	Totals
Pitt	894	1027	26	21	10	1978
Opponents	803	946	21	12	7	1789

2009-10 Pitt Men's Basketball Statistics
Pitt Combined Team Statistics (as of Feb 27, 2010)
Conference games

RECORD:	OVERALL	HOME	AWAY	NEUTRAL
ALL GAMES	11-5	6-1	5-4	0-0
CONFERENCE	11-5	6-1	5-4	0-0
NON-CONFERENCE	0-0	0-0	0-0	0-0

#	Player	gp-gs	Total		3-Point		F-Throw		Rebounds									pts	avg			
			min	avg	fg-fga	pct	3fg-fga	pct	ft-fga	pct	off	def	tot	avg	pf	dq	a			to	blk	stl
12	GIBBS, Ashton	16-16	583	36.4	67-179	.374	35-85	.412	79-92	.859	5	51	56	3.5	21	0	28	22	2	12	248	15.5
22	WANAMAKER, Brad	16-16	522	32.6	57-139	.410	8-26	.308	56-73	.767	27	55	82	5.1	48	1	80	40	5	14	178	11.1
05	BROWN, Gilbert	16-0	407	25.4	60-117	.513	11-33	.333	46-69	.667	17	34	51	3.2	40	0	29	22	3	9	177	11.1
24	DIXON, Jermaine	15-15	470	31.3	59-160	.369	11-47	.234	32-45	.711	15	41	56	3.7	37	1	35	22	10	19	161	10.7
52	McGHEE, Gary	16-16	421	26.3	46-80	.575	0-0	.000	24-39	.615	45	67	112	7.0	39	0	12	11	26	4	116	7.3
35	ROBINSON, Nasir	16-16	358	22.4	38-84	.452	2-4	.500	14-23	.609	32	51	83	5.2	45	2	21	16	5	3	92	5.8
01	WOODALL, Travon	16-1	258	16.1	21-51	.412	6-24	.250	14-20	.700	3	25	28	1.8	32	2	33	21	2	6	62	3.9
11	TAYLOR, Dante	16-0	185	11.6	21-32	.656	0-0	.000	8-14	.571	19	17	36	2.3	27	0	1	11	8	9	50	3.1
55	RICHARDSON, J.J.	10-0	49	4.9	5-7	.714	0-0	.000	5-8	.625	5	6	11	1.1	5	0	1	2	1	0	15	1.5
03	ADAMS, Chase	11-0	43	3.9	2-6	.333	2-6	.333	0-0	.000	0	1	1	0.1	3	0	2	4	1	0	6	0.5
14	RIVERS, Nick	1-0	1	1.0	0-1	.000	0-1	.000	0-0	.000	0	0	0	0.0	1	0	0	0	0	0	0	0.0
25	MILLER, Dwight	3-0	3	1.0	0-0	.000	0-0	.000	0-0	.000	0	1	1	0.3	0	0	0	0	0	0	0	0.0
44	FRYE, Tim	1-0	1	1.0	0-1	.000	0-1	.000	0-0	.000	0	0	0	0.0	0	0	0	0	0	0	0	0.0
Team											24	30	54		1		6					
Total.....		16	3301		376-857	.439	75-227	.330	278-383	.726	192	379	571	35.7	299	6	242	177	63	76	1105	69.1
Opponents.....		16	3300		384-918	.418	78-235	.332	215-317	.678	206	345	551	34.4	321	-	191	156	69	86	1061	66.3

TEAM STATISTICS	PITT	OPP	Date	Opponent	Score	Att.
SCORING	1105	1061	* 12/28/09	DEPAUL	w 65-52	10811
Points per game	69.1	66.3	* 01/02/10	at Syracuse	w 82-72	24969
Scoring margin	+2.8	-	* 01/04/10	at Cincinnati	w 74-71	8699
FIELD GOALS-ATT	376-857	384-918	* 01/13/10	at Connecticut	w 67-57	15290
Field goal pct	.439	.418	* 01/16/10	LOUISVILLE	wot 82-77	12781
3 POINT FG-ATT	75-227	78-235	* 01/20/10	GEORGETOWN	L 66-74	12677
3-point FG pct	.330	.332	* 01/24/10	at Seton Hall	L 61-64	8043
3-pt FG made per game	4.7	4.9	* 01/28/10	ST. JOHN'S	w 63-53	12511
FREE THROWS-ATT	278-383	215-317	* 01/31/10	at South Florida	L 61-70	5370
Free throw pct	.726	.678	* 02/03/10	at West Virginia	L 51-70	15419
F-Throws made per game	17.4	13.4	* 02/06/10	SETON HALL	w 83-58	6681
REBOUNDS	571	551	* 02/12/10	WEST VIRGINIA	wot 98-95	12902
Rebounds per game	35.7	34.4	* 02/18/10	at Marquette	w 58-51	16486
Rebounding margin	+1.3	-	* 02/21/10	VILLANOVA	w 70-65	12920
ASSISTS	242	191	* 02/24/10	at Notre Dame	L 53-68	8581
Assists per game	15.1	11.9	* 02/27/10	at St. John's	w 71-64	6892
TURNOVERS	177	156	% = Jimmy V Classic, New York, N.Y.			
Turnovers per game	11.1	9.8	# = O'Reilly Auto Parts CBE Classic, Kansas City, Mo.			
Turnover margin	-1.3	-	* = Conference game			
Assist/turnover ratio	1.4	1.2				
STEALS	76	86				
Steals per game	4.8	5.4				
BLOCKS	63	69				
Blocks per game	3.9	4.3				
ATTENDANCE	81283	109749				
Home games-Avg/Game	7-11612	9-12194				
Neutral site-Avg/Game	-	0-0				

Score by Periods	1st	2nd	OT	OT2	OT3	Totals
Pitt	485	577	23	10	10	1105
Opponents	473	553	18	10	7	1061

2009-10 Pitt Men's Basketball Statistics
Pitt Team Game-by-Game (as of Feb 27, 2010)
All games

TEAM STATISTICS

Opponent	Date	Score		Total		3-Pointers		Free throws		Rebounds				pf	a	t/o	blk	stl	pts	avg
				fg-fga	pct	3fg-fga	pct	ft-fta	pct	off	def	tot	avg							
WOFFORD COLLEGE	11/13/09	63-60	W	24-51	.471	4-15	.267	11-19	.579	10	20	30	30.0	12	14	9	6	5	63	63.0
BINGHAMTON	11/17/09	71-46	W	27-54	.500	10-23	.435	7-12	.583	11	21	32	31.0	13	24	6	2	6	71	67.0
EASTERN KENTUCKY	11/19/09	71-60	W	26-52	.500	5-19	.263	14-24	.583	15	32	47	36.3	11	18	13	12	1	71	68.3
vs Wichita State	11/23/09	68-55	W	21-45	.467	5-12	.417	21-30	.700	6	22	28	34.2	17	14	17	2	12	68	68.2
vs Texas	11/24/09	62-78	L	22-55	.400	4-16	.250	14-22	.636	14	21	35	34.4	20	12	14	0	6	62	67.0
YOUNGSTOWN STATE	11/28/09	72-56	W	22-43	.512	5-13	.385	23-32	.719	10	28	38	35.0	17	14	17	2	4	72	67.8
at Duquesne	12/02/09	67-58	Wot	19-56	.339	6-24	.250	23-42	.548	17	37	54	37.7	15	11	13	4	3	67	67.7
NEW HAMPSHIRE	12/04/09	47-32	W	17-42	.405	3-13	.231	10-13	.769	9	27	36	37.5	12	12	16	6	6	47	65.1
vs Indiana	12/08/09	64-74	L	22-70	.314	8-24	.333	12-17	.706	21	24	45	38.3	24	14	16	8	8	64	65.0
KENT STATE	12/12/09	71-59	W	24-45	.533	9-16	.563	14-19	.737	10	28	38	38.3	14	18	19	5	4	71	65.6
MOUNT ST. MARY'S	12/19/09	66-48	W	26-57	.456	3-13	.231	11-17	.647	17	27	44	38.8	16	19	12	2	7	66	65.6
OHIO	12/22/09	74-49	W	29-52	.558	4-7	.571	12-16	.750	9	39	48	39.6	19	26	21	9	4	74	66.3
DEPAUL	12/28/09	65-52	W	25-54	.463	6-13	.462	9-16	.563	11	29	40	39.6	13	18	11	4	5	65	66.2
at Syracuse	01/02/10	82-72	W	23-52	.442	10-24	.417	26-36	.722	12	26	38	39.5	20	19	19	3	7	82	67.4
at Cincinnati	01/04/10	74-71	W	25-51	.490	4-7	.571	20-27	.741	7	24	31	38.9	16	15	7	4	3	74	67.8
at Connecticut	01/13/10	67-57	W	23-59	.390	4-12	.333	17-20	.850	19	21	40	39.0	16	10	13	4	6	67	67.8
LOUISVILLE	01/16/10	82-77	Wot	27-54	.500	4-8	.500	24-30	.800	14	26	40	39.1	19	20	14	3	6	82	68.6
GEORGETOWN	01/20/10	66-74	L	26-57	.456	4-18	.222	10-17	.588	12	22	34	38.8	20	17	9	5	4	66	68.4
at Seton Hall	01/24/10	61-64	L	18-51	.353	4-17	.235	21-24	.875	16	23	39	38.8	15	9	20	1	4	61	68.1
ST. JOHN'S	01/28/10	63-53	W	20-50	.400	2-12	.167	21-24	.875	8	23	31	38.4	18	16	9	5	6	63	67.8
at South Florida	01/31/10	61-70	L	23-49	.469	3-8	.375	12-22	.545	9	25	34	38.2	25	8	10	4	1	61	67.5
at West Virginia	02/03/10	51-70	L	16-53	.302	2-10	.200	17-28	.607	17	14	31	37.9	19	5	7	2	6	51	66.7
SETON HALL	02/06/10	83-58	W	31-60	.517	6-13	.462	15-21	.714	11	28	39	37.9	19	20	9	4	6	83	67.4
ROBERT MORRIS	02/08/10	77-53	W	22-51	.431	10-22	.455	23-31	.742	16	27	43	38.1	14	16	14	3	5	77	67.8
WEST VIRGINIA	02/12/10	98-95	Wot	29-66	.439	9-26	.346	31-42	.738	11	33	44	38.4	28	23	8	2	4	98	69.0
at Marquette	02/18/10	58-51	W	23-42	.548	4-14	.286	8-12	.667	4	29	33	38.2	14	19	15	8	6	58	68.6
VILLANOVA	02/21/10	70-65	W	20-57	.351	4-12	.333	26-34	.765	21	19	40	38.2	18	16	12	6	6	70	68.7
at Notre Dame	02/24/10	53-68	L	23-55	.418	4-18	.222	3-7	.429	12	13	25	37.8	18	13	4	3	6	53	68.1
at St. John's	02/27/10	71-64	W	24-47	.511	5-15	.333	18-23	.783	8	24	32	37.6	21	14	10	5	0	71	68.2
Pitt		1978		677-1530	.442	151-444	.340	473-677	.699	357	732	1089	37.6	503	454	364	124	147	1978	68.2
Opponents		1789		649-1635	.397	144-466	.309	347-523	.663	343	611	954	32.9	575	328	313	115	160	1789	61.7

Games played: 29
Points/game: 68.2
FG Pct: 44.2
3FG Pct: 34.0
FT Pct: 69.9

Rebounds/game: 37.6
Assists/game: 15.7
Turnovers/game: 12.6
Assist/turnover ratio: 1.2
Steals/game: 5.1
Blocks/game: 4.3

2009-10 Pitt Men's Basketball Statistics
Pitt Opponent Game-by-Game (as of Feb 27, 2010)
All games

OPPONENT STATISTICS

Opponent	Date	Score		Total		3-Pointers		Free throws		Rebounds				pf	a	t/o	blk	stl	pts	avg
				fg-fga	pct	3fg-fga	pct	ft-fta	pct	off	def	tot	avg							
WOFFORD COLLEGE	11/13/09	63-60	W	22-52	.423	7-19	.368	9-9	1.000	9	21	30	30.0	18	16	10	2	2	60	60.0
BINGHAMTON	11/17/09	71-46	W	17-41	.415	5-15	.333	7-11	.636	5	21	26	28.0	15	10	13	2	0	46	53.0
EASTERN KENTUCKY	11/19/09	71-60	W	24-60	.400	9-24	.375	3-7	.429	8	17	25	27.0	23	14	8	5	2	60	55.3
vs Wichita State	11/23/09	68-55	W	18-44	.409	4-13	.308	15-18	.833	6	24	30	27.8	21	9	24	3	9	55	55.2
vs Texas	11/24/09	62-78	L	29-55	.527	6-15	.400	14-24	.583	8	25	33	28.8	22	16	11	5	6	78	59.8
YOUNGSTOWN STATE	11/28/09	72-56	W	21-51	.412	5-16	.313	9-17	.529	6	16	22	27.7	20	10	13	1	8	56	59.2
at Duquesne	12/02/09	67-58	Wot	21-66	.318	9-33	.273	7-14	.500	12	29	41	29.6	26	11	8	8	7	58	59.0
NEW HAMPSHIRE	12/04/09	47-32	W	12-51	.235	4-17	.235	4-10	.400	14	17	31	29.8	18	4	14	1	4	32	55.6
vs Indiana	12/08/09	64-74	L	24-54	.444	1-7	.143	25-34	.735	9	30	39	30.8	19	14	12	10	7	74	57.7
KENT STATE	12/12/09	71-59	W	23-63	.365	3-19	.158	10-14	.714	15	15	30	30.7	19	8	12	2	7	59	57.8
MOUNT ST. MARY'S	12/19/09	66-48	W	18-57	.316	3-17	.176	9-16	.563	15	15	30	30.6	14	9	9	3	4	48	56.9
OHIO	12/22/09	74-49	W	17-71	.239	5-21	.238	10-15	.667	20	18	38	31.3	17	6	11	2	12	49	56.2
DEPAUL	12/28/09	65-52	W	20-58	.345	4-15	.267	8-13	.615	11	22	33	31.4	18	12	10	4	6	52	55.9
at Syracuse	01/02/10	82-72	W	28-66	.424	1-13	.077	15-23	.652	16	20	36	31.7	25	12	14	6	10	72	57.1
at Cincinnati	01/04/10	74-71	W	30-61	.492	3-12	.250	8-11	.727	7	23	30	31.6	21	13	8	6	4	71	58.0
at Connecticut	01/13/10	67-57	W	25-54	.463	1-5	.200	6-13	.462	11	20	31	31.6	19	10	13	7	5	57	57.9
LOUISVILLE	01/16/10	82-77	Wot	29-61	.475	9-25	.360	10-17	.588	11	15	26	31.2	22	20	10	4	4	77	59.1
GEORGETOWN	01/20/10	66-74	L	26-56	.464	7-10	.700	15-21	.714	10	23	33	31.3	15	14	8	5	2	74	59.9
at Seton Hall	01/24/10	61-64	L	25-56	.446	2-13	.154	12-15	.800	8	17	25	31.0	20	14	10	6	13	64	60.1
ST. JOHN'S	01/28/10	63-53	W	19-58	.328	4-12	.333	11-17	.647	19	22	41	31.5	20	9	15	1	5	53	59.8
at South Florida	01/31/10	61-70	L	21-53	.396	4-8	.500	24-35	.686	13	22	35	31.7	20	7	5	3	5	70	60.2
at West Virginia	02/03/10	51-70	L	22-52	.423	9-21	.429	17-23	.739	19	26	45	32.3	18	13	11	5	2	70	60.7
SETON HALL	02/06/10	83-58	W	20-56	.357	4-14	.286	14-20	.700	11	19	30	32.2	23	9	8	6	4	58	60.6
ROBERT MORRIS	02/08/10	77-53	W	19-52	.365	5-15	.333	10-17	.588	10	18	28	32.0	22	10	12	2	6	53	60.2
WEST VIRGINIA	02/12/10	98-95	Wot	31-74	.419	7-21	.333	26-37	.703	17	34	51	32.8	27	20	7	5	4	95	61.6
at Marquette	02/18/10	58-51	W	21-60	.350	5-19	.263	4-9	.444	13	17	30	32.7	16	9	10	0	11	51	61.2
VILLANOVA	02/21/10	70-65	W	24-53	.453	6-14	.429	11-16	.688	12	22	34	32.7	27	8	13	4	4	65	61.4
at Notre Dame	02/24/10	53-68	L	22-44	.500	10-18	.556	14-18	.778	11	23	34	32.8	9	16	8	4	3	68	61.6
at St. John's	02/27/10	71-64	W	21-56	.375	2-15	.133	20-29	.690	17	20	37	32.9	21	5	6	3	4	64	61.7
Opponents		1789		649-1635	.397	144-466	.309	347-523	.663	343	611	954	32.9	575	328	313	115	160	1789	61.7
Pitt		1978		677-1530	.442	151-444	.340	473-677	.699	357	732	1089	37.6	503	454	364	124	147	1978	68.2

Games played: 29
Points/game: 61.7
FG Pct: 39.7
3FG Pct: 30.9
FT Pct: 66.3

Rebounds/game: 32.9
Assists/game: 11.3
Turnovers/game: 10.8
Assist/turnover ratio: 1.0
Steals/game: 5.5
Blocks/game: 4.0

2009-10 Pitt Men's Basketball Statistics
Pitt Game-by-Game Points-Rebounds-Assists (as of Feb 27, 2010)
All games

Opponent	Date	Score	01		03		05		11		12		14		21	
			WOODALL,TR	ADAMS,CHAS	BROWN,GILB	TAYLOR,DAN	GIBBS,ASHT	RIVERS,NIC	PATTERSON,							
WOFFORD COLLEGE	11/13/09	63-60 w	8-2-3	3-2-2	DNP	13-5-0	8-1-3	DNP	0-0-1							
BINGHAMTON	11/17/09	71-46 w	10-3-13	0-1-3	DNP	6-4-0	22-2-0	0-0-0	3-1-0							
EASTERN KENTUCKY	11/19/09	71-60 w	5-6-7	5-2-1	DNP	5-12-0	20-1-2	DNP	10-4-1							
vs Wichita State	11/23/09	68-55 w	19-6-5	7-0-0	DNP	0-3-1	18-2-4	DNP	1-1-1							
vs Texas	11/24/09	62-78 L	7-1-5	5-2-2	DNP	4-4-0	8-0-1	DNP	6-0-1							
YOUNGSTOWN STATE	11/28/09	72-56 w	7-4-5	5-0-1	DNP	9-2-0	14-1-4	DNP	1-1-0							
at Duquesne	12/02/09	67-58 wo	7-5-4	3-1-3	DNP	4-8-0	15-5-3	DNP	2-2-0							
NEW HAMPSHIRE	12/04/09	47-32 w	0-2-5	2-0-2	DNP	2-11-0	23-2-0	DNP	0-0-0							
vs Indiana	12/08/09	64-74 L	2-3-3	0-0-2	DNP	12-5-0	25-1-1	DNP	0-3-0							
KENT STATE	12/12/09	71-59 w	10-2-4	6-2-1	DNP	4-2-0	10-2-5	DNP	0-0-0							
MOUNT ST. MARY'S	12/19/09	66-48 w	5-2-5	0-0-0	DNP	2-2-0	19-4-2	1-0-0	DNP							
OHIO	12/22/09	74-49 w	4-3-1	0-0-2	11-2-2	6-10-1	15-3-2	3-1-0	DNP							
DEPAUL	12/28/09	65-52 w	5-2-6	0-0-0	6-3-0	4-5-0	23-7-4	DNP	DNP							
at Syracuse	01/02/10	82-72 w	5-1-2	0-1-1	6-3-2	10-8-0	24-8-2	DNP	DNP							
at Cincinnati	01/04/10	74-71 w	4-3-3	DNP	17-3-2	7-3-0	19-1-3	DNP	DNP							
at Connecticut	01/13/10	67-57 w	0-1-0	DNP	11-1-1	2-4-0	19-4-3	DNP	DNP							
LOUISVILLE	01/16/10	82-77 wo	1-1-2	DNP	0-2-2	5-2-0	15-5-1	DNP	DNP							
GEORGETOWN	01/20/10	66-74 L	2-0-1	0-0-0	20-4-1	2-2-0	8-3-2	DNP	DNP							
at Seton Hall	01/24/10	61-64 L	0-0-0	0-0-0	7-6-1	0-1-0	23-2-0	DNP	DNP							
ST. JOHN'S	01/28/10	63-53 w	4-1-0	0-0-1	9-8-5	0-0-0	14-3-3	DNP	DNP							
at South Florida	01/31/10	61-70 L	0-4-0	0-0-0	25-5-0	0-1-0	11-1-3	DNP	DNP							
at West Virginia	02/03/10	51-70 L	2-1-1	0-0-0	0-2-0	0-0-0	11-2-0	DNP	DNP							
SETON HALL	02/06/10	83-58 w	2-2-2	3-0-0	23-4-2	2-2-0	11-3-3	0-0-0	DNP							
ROBERT MORRIS	02/08/10	77-53 w	2-0-2	6-1-0	6-3-3	0-5-0	20-3-2	DNP	DNP							
WEST VIRGINIA	02/12/10	98-95 wo	12-7-6	0-0-0	16-1-1	2-1-0	24-4-0	DNP	DNP							
at Marquette	02/18/10	58-51 w	5-1-1	DNP	5-2-5	6-1-1	2-3-1	DNP	DNP							
VILLANOVA	02/21/10	70-65 w	6-2-4	DNP	16-4-1	2-2-0	21-2-2	DNP	DNP							
at Notre Dame	02/24/10	53-68 L	8-1-1	0-0-0	3-2-3	2-2-0	11-2-0	DNP	DNP							
at St. John's	02/27/10	71-64 w	6-1-4	3-0-0	13-1-3	6-2-0	12-6-1	DNP	DNP							

Opponent	Date	Score	22		24		25		35		42		44		52	
			WANAMAKER,	DIXON,JERM	MILLER,DWI	ROBINSON,N	ZANNA,TALI	FRYE,TIM	MCGHEE,GAR							
WOFFORD COLLEGE	11/13/09	63-60 w	15-3-3	DNP	0-1-0	9-5-1	DNP	DNP	7-8-1							
BINGHAMTON	11/17/09	71-46 w	14-1-2	DNP	0-1-1	7-10-5	0-0-0	0-0-0	9-6-0							
EASTERN KENTUCKY	11/19/09	71-60 w	7-8-4	DNP	0-2-0	15-3-1	DNP	DNP	4-5-2							
vs Wichita State	11/23/09	68-55 w	4-5-1	DNP	0-0-0	9-2-2	DNP	DNP	10-6-0							
vs Texas	11/24/09	62-78 L	13-6-2	DNP	DNP	6-3-1	DNP	DNP	11-10-0							
YOUNGSTOWN STATE	11/28/09	72-56 w	14-8-3	DNP	0-2-0	10-10-0	DNP	DNP	12-10-1							
at Duquesne	12/02/09	67-58 wo	14-10-0	DNP	0-1-0	11-9-1	DNP	DNP	11-8-0							
NEW HAMPSHIRE	12/04/09	47-32 w	19-7-5	DNP	1-3-0	0-5-0	DNP	DNP	0-2-0							
vs Indiana	12/08/09	64-74 L	18-6-4	0-2-1	5-2-0	0-7-3	DNP	DNP	2-6-0							
KENT STATE	12/12/09	71-59 w	18-8-3	5-0-1	0-0-0	12-9-4	DNP	DNP	6-11-0							
MOUNT ST. MARY'S	12/19/09	66-48 w	20-6-7	4-1-1	2-3-0	4-8-3	DNP	0-0-0	9-10-1							
OHIO	12/22/09	74-49 w	4-10-10	14-6-6	0-0-1	10-7-0	DNP	0-0-1	7-5-0							
DEPAUL	12/28/09	65-52 w	7-9-4	12-3-1	DNP	2-2-2	DNP	DNP	6-4-0							
at Syracuse	01/02/10	82-72 w	12-5-6	21-5-4	DNP	2-7-2	DNP	DNP	2-0-0							
at Cincinnati	01/04/10	74-71 w	4-4-2	10-5-2	DNP	7-4-2	DNP	DNP	6-6-1							
at Connecticut	01/13/10	67-57 w	19-4-3	6-7-1	DNP	2-6-1	DNP	DNP	8-9-1							
LOUISVILLE	01/16/10	82-77 wo	20-6-7	9-4-6	DNP	26-11-0	DNP	DNP	6-6-2							
GEORGETOWN	01/20/10	66-74 L	9-13-7	14-2-2	DNP	4-2-3	DNP	DNP	7-5-1							
at Seton Hall	01/24/10	61-64 L	9-8-6	11-6-2	DNP	5-6-0	DNP	DNP	6-4-0							
ST. JOHN'S	01/28/10	63-53 w	16-4-6	8-4-0	DNP	2-3-1	DNP	DNP	10-4-0							
at South Florida	01/31/10	61-70 L	14-3-4	DNP	DNP	3-6-0	DNP	DNP	8-11-1							
at West Virginia	02/03/10	51-70 L	0-4-1	13-3-0	0-0-0	7-5-3	DNP	DNP	9-9-0							
SETON HALL	02/06/10	83-58 w	13-6-7	15-1-4	0-1-0	0-4-2	DNP	0-0-0	12-11-0							
ROBERT MORRIS	02/08/10	77-53 w	12-10-4	18-6-2	0-1-0	5-4-1	DNP	DNP	8-6-2							
WEST VIRGINIA	02/12/10	98-95 wo	24-5-10	5-2-3	DNP	5-6-0	DNP	DNP	6-12-3							
at Marquette	02/18/10	58-51 w	10-4-4	10-7-2	DNP	10-6-4	DNP	DNP	10-5-1							
VILLANOVA	02/21/10	70-65 w	4-3-4	10-6-3	DNP	4-4-1	DNP	DNP	7-10-1							
at Notre Dame	02/24/10	53-68 L	9-3-5	13-1-3	0-0-0	0-2-0	DNP	DNP	7-8-1							
at St. John's	02/27/10	71-64 w	8-1-4	4-0-2	DNP	13-9-0	DNP	DNP	6-8-0							

2009-10 Pitt Men's Basketball Statistics
Pitt Game-by-Game Points-Rebounds-Assists (as of Feb 27, 2010)
All games

55

Opponent	Date	Score		RICHARDSON
WOFFORD COLLEGE	11/13/09	63-60	w	DNP
BINGHAMTON	11/17/09	71-46	w	0-1-0
EASTERN KENTUCKY	11/19/09	71-60	w	DNP
vs Wichita State	11/23/09	68-55	w	0-0-0
vs Texas	11/24/09	62-78	L	2-2-0
YOUNGSTOWN STATE	11/28/09	72-56	w	0-0-0
at Duquesne	12/02/09	67-58	wo	DNP
NEW HAMPSHIRE	12/04/09	47-32	w	0-1-0
vs Indiana	12/08/09	64-74	L	0-1-0
KENT STATE	12/12/09	71-59	w	DNP
MOUNT ST. MARY'S	12/19/09	66-48	w	0-1-0
OHIO	12/22/09	74-49	w	0-0-0
DEPAUL	12/28/09	65-52	w	0-2-1
at Syracuse	01/02/10	82-72	w	DNP
at Cincinnati	01/04/10	74-71	w	0-0-0
at Connecticut	01/13/10	67-57	w	DNP
LOUISVILLE	01/16/10	82-77	wo	DNP
GEORGETOWN	01/20/10	66-74	L	DNP
at Seton Hall	01/24/10	61-64	L	0-0-0
ST. JOHN'S	01/28/10	63-53	w	0-0-0
at South Florida	01/31/10	61-70	L	DNP
at West Virginia	02/03/10	51-70	L	9-4-0
SETON HALL	02/06/10	83-58	w	2-2-0
ROBERT MORRIS	02/08/10	77-53	w	0-0-0
WEST VIRGINIA	02/12/10	98-95	wo	4-2-0
at Marquette	02/18/10	58-51	w	0-1-0
VILLANOVA	02/21/10	70-65	w	0-0-0
at Notre Dame	02/24/10	53-68	L	0-0-0
at St. John's	02/27/10	71-64	w	DNP

2009-10 Pitt Men's Basketball Statistics
Pitt Game-by-Game Highs (as of Feb 27, 2010)
All games

Opponent	Date	Score	Points	Rebounds	Assists	Steals	Blocked shots
WOFFORD COLLEGE	11/13/09	63-60	15-WANAMAKER, Br	8-McGHEE, Gary	3-WANAMAKER, Bra GIBBS, Ashton WOODALL, Travon	2-ADAMS, Chase	3-McGHEE, Gary
BINGHAMTON	11/17/09	71-46	22-GIBBS, Ashton	10-ROBINSON, Nasir	13-WOODALL, Travo	1-ADAMS, Chase WANAMAKER, Brad GIBBS, Ashton ROBINSON, Nasir McGHEE, Gary FRYE, Tim	1-MILLER, Dwight McGHEE, Gary
EASTERN KENTUCKY	11/19/09	71-60	20-GIBBS, Ashton	12-TAYLOR, Dante	7-WOODALL, Travon	1-McGHEE, Gary	4-TAYLOR, Dante McGHEE, Gary
vs Wichita State	11/23/09	68-55	19-WOODALL, Travo	6-WOODALL, Travon McGHEE, Gary	5-WOODALL, Travon	4-WOODALL, Travon	1-McGHEE, Gary PATTERSON, Lama
vs Texas	11/24/09	62-78	13-WANAMAKER, Br	10-McGHEE, Gary	5-WOODALL, Travon	2-WOODALL, Travon WANAMAKER, Brad	None
YOUNGSTOWN STATE	11/28/09	72-56	14-GIBBS, Ashton WANAMAKER, Brad	10-ROBINSON, Nasir McGHEE, Gary	5-WOODALL, Travon	1-WANAMAKER, Bra WOODALL, Travon ROBINSON, Nasir ADAMS, Chase	1-ROBINSON, Nasir McGHEE, Gary
at Duquesne	12/02/09	67-58	15-GIBBS, Ashton	10-WANAMAKER, Br	4-WOODALL, Travon	1-WANAMAKER, Bra GIBBS, Ashton ROBINSON, Nasir	3-McGHEE, Gary
NEW HAMPSHIRE	12/04/09	47-32	23-GIBBS, Ashton	11-TAYLOR, Dante	5-WANAMAKER, Bra WOODALL, Travon	2-WANAMAKER, Bra	1-TAYLOR, Dante WOODALL, Travon PATTERSON, Lama MILLER, Dwight McGHEE, Gary ROBINSON, Nasir
vs Indiana	12/08/09	64-74	25-GIBBS, Ashton	7-ROBINSON, Nasir	4-WANAMAKER, Bra	2-WANAMAKER, Bra WOODALL, Travon	2-McGHEE, Gary
KENT STATE	12/12/09	71-59	18-WANAMAKER, Br	11-McGHEE, Gary	5-GIBBS, Ashton	2-WANAMAKER, Bra	4-McGHEE, Gary
MOUNT ST. MARY'S	12/19/09	66-48	20-WANAMAKER, Br	10-McGHEE, Gary	7-WANAMAKER, Bra	3-GIBBS, Ashton	1-TAYLOR, Dante ROBINSON, Nasir
OHIO	12/22/09	74-49	15-GIBBS, Ashton	10-TAYLOR, Dante WANAMAKER, Brad	10-WANAMAKER, Br	2-WANAMAKER, Bra	5-McGHEE, Gary
DEPAUL	12/28/09	65-52	23-GIBBS, Ashton	9-WANAMAKER, Bra	6-WOODALL, Travon	2-GIBBS, Ashton	2-TAYLOR, Dante
at Syracuse	01/02/10	82-72	24-GIBBS, Ashton	8-GIBBS, Ashton TAYLOR, Dante	6-WANAMAKER, Bra	5-DIXON, Jermaine	1-WOODALL, Travon TAYLOR, Dante GIBBS, Ashton
at Cincinnati	01/04/10	74-71	19-GIBBS, Ashton	6-McGHEE, Gary	3-GIBBS, Ashton WOODALL, Travon	2-TAYLOR, Dante	2-McGHEE, Gary
at Connecticut	01/13/10	67-57	19-WANAMAKER, Br GIBBS, Ashton	9-McGHEE, Gary	3-GIBBS, Ashton WANAMAKER, Brad	3-WANAMAKER, Bra	2-McGHEE, Gary
LOUISVILLE	01/16/10	82-77	26-ROBINSON, Nasir	11-ROBINSON, Nasir	7-WANAMAKER, Bra	3-DIXON, Jermaine	1-McGHEE, Gary ROBINSON, Nasir TAYLOR, Dante
GEORGETOWN	01/20/10	66-74	20-BROWN, Gilbert	13-WANAMAKER, Br	7-WANAMAKER, Bra	2-GIBBS, Ashton	2-DIXON, Jermaine
at Seton Hall	01/24/10	61-64	23-GIBBS, Ashton	8-WANAMAKER, Bra	6-WANAMAKER, Bra	2-DIXON, Jermaine	1-BROWN, Gilbert
ST. JOHN'S	01/28/10	63-53	16-WANAMAKER, Br	8-BROWN, Gilbert	6-WANAMAKER, Bra	2-WANAMAKER, Bra BROWN, Gilbert	3-McGHEE, Gary
at South Florida	01/31/10	61-70	25-BROWN, Gilbert	11-McGHEE, Gary	4-WANAMAKER, Bra	1-WANAMAKER, Bra	3-McGHEE, Gary
at West Virginia	02/03/10	51-70	13-DIXON, Jermaine	9-McGHEE, Gary	3-ROBINSON, Nasir	2-GIBBS, Ashton	2-DIXON, Jermaine
SETON HALL	02/06/10	83-58	23-BROWN, Gilbert	11-McGHEE, Gary	7-WANAMAKER, Bra	2-BROWN, Gilbert	1-WANAMAKER, Bra

2009-10 Pitt Men's Basketball Statistics
Pitt Game-by-Game Highs (as of Feb 27, 2010)
All games

Opponent	Date	Score	Points	Rebounds	Assists	Steals	Blocked shots
						DIXON, Jermaine	TAYLOR, Dante RICHARDSON, J.J. DIXON, Jermaine
ROBERT MORRIS	02/08/10	77-53	20-GIBBS, Ashton	10-WANAMAKER, Br	4-WANAMAKER, Bra	2-WANAMAKER, Bra	2-McGHEE, Gary
WEST VIRGINIA	02/12/10	98-95	24-WANAMAKER, Br GIBBS, Ashton	12-McGHEE, Gary	10-WANAMAKER, Br	1-WOODALL, Travon WANAMAKER, Brad ROBINSON, Nasir McGHEE, Gary	2-McGHEE, Gary
at Marquette	02/18/10	58-51	10-ROBINSON, Nasir WANAMAKER, Brad DIXON, Jermaine McGHEE, Gary	7-DIXON, Jermaine	5-BROWN, Gilbert	1-GIBBS, Ashton McGHEE, Gary WANAMAKER, Brad DIXON, Jermaine TAYLOR, Dante WOODALL, Travon	6-McGHEE, Gary
VILLANOVA	02/21/10	70-65	21-GIBBS, Ashton	10-McGHEE, Gary	4-WANAMAKER, Bra WOODALL, Travon	3-DIXON, Jermaine	3-DIXON, Jermaine
at Notre Dame	02/24/10	53-68	13-DIXON, Jermaine	8-McGHEE, Gary	5-WANAMAKER, Bra	1-DIXON, Jermaine WANAMAKER, Brad McGHEE, Gary WOODALL, Travon TAYLOR, Dante BROWN, Gilbert	1-BROWN, Gilbert TAYLOR, Dante McGHEE, Gary
at St. John's	02/27/10	71-64	13-BROWN, Gilbert ROBINSON, Nasir	9-ROBINSON, Nasir	4-WANAMAKER, Bra WOODALL, Travon	None	3-McGHEE, Gary

2009-10 Pitt Men's Basketball Statistics
Pitt Team High/Low Analysis (as of Feb 27, 2010)
All games

Pitt - TEAM GAME HIGHS

POINTS	98		WEST VIRGINIA (02/12/10)
	83		SETON HALL (02/06/10)
	82		LOUISVILLE (01/16/10)
	82		at Syracuse (01/02/10)
	77		ROBERT MORRIS (02/08/10)
FIELD GOALS MADE	31		SETON HALL (02/06/10)
	29		WEST VIRGINIA (02/12/10)
	29		OHIO (12/22/09)
FIELD GOAL ATTEMPTS	70		vs Indiana (12/08/09)
	66		WEST VIRGINIA (02/12/10)
FIELD GOAL PERCENTAGE	.558	(29-52)	OHIO (12/22/09)
	.548	(23-42)	at Marquette (02/18/10)
3 PT FIELD GOALS MADE	10		ROBERT MORRIS (02/08/10)
	10		at Syracuse (01/02/10)
	10		BINGHAMTON (11/17/09)
3 PT FG ATTEMPTS	26		WEST VIRGINIA (02/12/10)
	24		at Syracuse (01/02/10)
	24		vs Indiana (12/08/09)
	24		at Duquesne (12/02/09)
3 PT FG PERCENTAGE	.571	(4-7)	at Cincinnati (01/04/10)
	.571	(4-7)	OHIO (12/22/09)
FREE THROWS MADE	31		WEST VIRGINIA (02/12/10)
	26		VILLANOVA (02/21/10)
	26		at Syracuse (01/02/10)
FREE THROW ATTEMPTS	42		WEST VIRGINIA (02/12/10)
	42		at Duquesne (12/02/09)
FREE THROW PERCENTAGE	.875	(21-24)	ST. JOHN'S (01/28/10)
	.875	(21-24)	at Seton Hall (01/24/10)
REBOUNDS	54		at Duquesne (12/02/09)
	48		OHIO (12/22/09)
ASSISTS	26		OHIO (12/22/09)
	24		BINGHAMTON (11/17/09)
STEALS	12		vs Wichita State (11/23/09)
	8		vs Indiana (12/08/09)
BLOCKED SHOTS	12		EASTERN KENTUCKY (11/19/09)
	9		OHIO (12/22/09)
TURNOVERS	21		OHIO (12/22/09)
	20		at Seton Hall (01/24/10)
FOULS	28		WEST VIRGINIA (02/12/10)
	25		at South Florida (01/31/10)

2009-10 Pitt Men's Basketball Statistics
Pitt High/Low Analysis (as of Feb 27, 2010)
All games

Opponent - GAME HIGHS

POINTS	95		WEST VIRGINIA (02/12/10)
	78		vs Texas (11/24/09)
	77		LOUISVILLE (01/16/10)
	74		GEORGETOWN (01/20/10)
	74		vs Indiana (12/08/09)
	31		WEST VIRGINIA (02/12/10)
FIELD GOALS MADE	30		at Cincinnati (01/04/10)
FIELD GOAL ATTEMPTS	74		WEST VIRGINIA (02/12/10)
	71		OHIO (12/22/09)
FIELD GOAL PERCENTAGE	.527	(29-55)	vs Texas (11/24/09)
	.500	(22-44)	at Notre Dame (02/24/10)
3 PT FIELD GOALS MADE	10		at Notre Dame (02/24/10)
	9		at West Virginia (02/03/10)
	9		LOUISVILLE (01/16/10)
	9		at Duquesne (12/02/09)
	9		EASTERN KENTUCKY (11/19/09)
3 PT FG ATTEMPTS	33		at Duquesne (12/02/09)
	25		LOUISVILLE (01/16/10)
3 PT FG PERCENTAGE	.700	(7-10)	GEORGETOWN (01/20/10)
	.556	(10-18)	at Notre Dame (02/24/10)
FREE THROWS MADE	26		WEST VIRGINIA (02/12/10)
	25		vs Indiana (12/08/09)
FREE THROW ATTEMPTS	37		WEST VIRGINIA (02/12/10)
	35		at South Florida (01/31/10)
FREE THROW PERCENTAGE	1.000	(9-9)	WOFFORD COLLEGE (11/13/09)
	.833	(15-18)	vs Wichita State (11/23/09)
REBOUNDS	51		WEST VIRGINIA (02/12/10)
	45		at West Virginia (02/03/10)
ASSISTS	20		WEST VIRGINIA (02/12/10)
	20		LOUISVILLE (01/16/10)
STEALS	13		at Seton Hall (01/24/10)
	12		OHIO (12/22/09)
BLOCKED SHOTS	10		vs Indiana (12/08/09)
	8		at Duquesne (12/02/09)
TURNOVERS	24		vs Wichita State (11/23/09)
	15		ST. JOHN'S (01/28/10)
FOULS	27		VILLANOVA (02/21/10)
	27		WEST VIRGINIA (02/12/10)

2009-10 Pitt Men's Basketball Statistics
Pitt High/Low Analysis (as of Feb 27, 2010)
All games

Pitt - GAME LOWS

POINTS	47		NEW HAMPSHIRE (12/04/09)
	51		at West Virginia (02/03/10)
	53		at Notre Dame (02/24/10)
	58		at Marquette (02/18/10)
	61		at Seton Hall (01/24/10)
FIELD GOALS MADE	61		at South Florida (01/31/10)
	16		at West Virginia (02/03/10)
FIELD GOAL ATTEMPTS	17		NEW HAMPSHIRE (12/04/09)
	42		NEW HAMPSHIRE (12/04/09)
FIELD GOAL PERCENTAGE	42		at Marquette (02/18/10)
	.302	(16-53)	at West Virginia (02/03/10)
3 PT FIELD GOALS MADE	.314	(22-70)	vs Indiana (12/08/09)
	2		ST. JOHN'S (01/28/10)
3 PT FG ATTEMPTS	2		at West Virginia (02/03/10)
	7		OHIO (12/22/09)
3 PT FG PERCENTAGE	7		at Cincinnati (01/04/10)
	.167	(2-12)	ST. JOHN'S (01/28/10)
FREE THROWS MADE	.200	(2-10)	at West Virginia (02/03/10)
	3		at Notre Dame (02/24/10)
FREE THROW ATTEMPTS	7		BINGHAMTON (11/17/09)
	7		at Notre Dame (02/24/10)
FREE THROW PERCENTAGE	12		BINGHAMTON (11/17/09)
	12		at Marquette (02/18/10)
REBOUNDS	.429	(3-7)	at Notre Dame (02/24/10)
	.545	(12-22)	at South Florida (01/31/10)
ASSISTS	25		at Notre Dame (02/24/10)
	28		vs Wichita State (11/23/09)
STEALS	5		at West Virginia (02/03/10)
	8		at South Florida (01/31/10)
BLOCKED SHOTS	0		at St. John's (02/27/10)
	1		EASTERN KENTUCKY (11/19/09)
TURNOVERS	1		at South Florida (01/31/10)
	0		vs Texas (11/24/09)
FOULS	1		at Seton Hall (01/24/10)
	4		at Notre Dame (02/24/10)
FOULS	6		BINGHAMTON (11/17/09)
	11		EASTERN KENTUCKY (11/19/09)
	12		WOFFORD COLLEGE (11/13/09)
	12		NEW HAMPSHIRE (12/04/09)

2009-10 Pitt Men's Basketball Statistics
Pitt High/Low Analysis (as of Feb 27, 2010)
All games

Opponent - GAME LOWS

POINTS	32		NEW HAMPSHIRE (12/04/09)
	46		BINGHAMTON (11/17/09)
	48		MOUNT ST. MARY'S (12/19/09)
	49		OHIO (12/22/09)
	51		at Marquette (02/18/10)
FIELD GOALS MADE	12		NEW HAMPSHIRE (12/04/09)
	17		BINGHAMTON (11/17/09)
	17		OHIO (12/22/09)
FIELD GOAL ATTEMPTS	41		BINGHAMTON (11/17/09)
	44		vs Wichita State (11/23/09)
	44		at Notre Dame (02/24/10)
FIELD GOAL PERCENTAGE	.235	(12-51)	NEW HAMPSHIRE (12/04/09)
	.239	(17-71)	OHIO (12/22/09)
3 PT FIELD GOALS MADE	1		vs Indiana (12/08/09)
	1		at Syracuse (01/02/10)
	1		at Connecticut (01/13/10)
3 PT FG ATTEMPTS	5		at Connecticut (01/13/10)
	7		vs Indiana (12/08/09)
3 PT FG PERCENTAGE	.077	(1-13)	at Syracuse (01/02/10)
	.133	(2-15)	at St. John's (02/27/10)
FREE THROWS MADE	3		EASTERN KENTUCKY (11/19/09)
	4		NEW HAMPSHIRE (12/04/09)
	4		at Marquette (02/18/10)
FREE THROW ATTEMPTS	7		EASTERN KENTUCKY (11/19/09)
	9		WOFFORD COLLEGE (11/13/09)
	9		at Marquette (02/18/10)
FREE THROW PERCENTAGE	.400	(4-10)	NEW HAMPSHIRE (12/04/09)
	.429	(3-7)	EASTERN KENTUCKY (11/19/09)
REBOUNDS	22		YOUNGSTOWN STATE (11/28/09)
	25		EASTERN KENTUCKY (11/19/09)
	25		at Seton Hall (01/24/10)
ASSISTS	4		NEW HAMPSHIRE (12/04/09)
STEALS	5		at St. John's (02/27/10)
	0		BINGHAMTON (11/17/09)
	2		WOFFORD COLLEGE (11/13/09)
	2		EASTERN KENTUCKY (11/19/09)
	2		GEORGETOWN (01/20/10)
BLOCKED SHOTS	2		at West Virginia (02/03/10)
	0		at Marquette (02/18/10)
	1		YOUNGSTOWN STATE (11/28/09)
TURNOVERS	1		NEW HAMPSHIRE (12/04/09)
	1		ST. JOHN'S (01/28/10)
	5		at South Florida (01/31/10)
	6		at St. John's (02/27/10)
FOULS	9		at Notre Dame (02/24/10)
	14		MOUNT ST. MARY'S (12/19/09)

2009-10 Pitt Men's Basketball Statistics
Pitt Player High/Low Analysis (as of Feb 27, 2010)
All games

Pitt - INDIVIDUAL GAME HIGHS

Points	26		ROBINSON, Nasir vs Louisville (01/16/10)
	25		BROWN, Gilbert at South Florida (01/31/10)
	25		GIBBS, Ashton vs Indiana (12/08/09)
	24		GIBBS, Ashton vs West Virginia (02/12/10)
	24		WANAMAKER, Brad vs West Virginia (02/12/10)
Field Goals Made	24		GIBBS, Ashton at Syracuse (01/02/10)
	11		ROBINSON, Nasir vs Louisville (01/16/10)
	9		BROWN, Gilbert vs Seton Hall (02/06/10)
	9		BROWN, Gilbert at South Florida (01/31/10)
	9		GIBBS, Ashton vs New Hampshire (12/04/09)
Field Goal Att.	25		GIBBS, Ashton vs Indiana (12/08/09)
	17		GIBBS, Ashton vs West Virginia (02/12/10)
FG Pct (min 5 made)	1.000	(5-5)	McGHEE, Gary at Marquette (02/18/10)
	1.000	(5-5)	ROBINSON, Nasir vs Ohio (12/22/09)
3-Point FG Made	6		GIBBS, Ashton vs West Virginia (02/12/10)
	6		GIBBS, Ashton at Syracuse (01/02/10)
	6		GIBBS, Ashton vs Binghamton (11/17/09)
3-Point FG Att.	15		GIBBS, Ashton vs Indiana (12/08/09)
	13		GIBBS, Ashton vs West Virginia (02/12/10)
3-Pt FG Pct (min 2 made)	1.000	(3-3)	WANAMAKER, Brad vs Kent State (12/12/09)
	1.000	(2-2)	ADAMS, Chase vs Robert Morris (02/08/10)
	1.000	(2-2)	BROWN, Gilbert vs Ohio (12/22/09)
	1.000	(2-2)	ADAMS, Chase vs Kent State (12/12/09)
	1.000	(2-2)	PATTERSON, Lamar vs Texas (11/24/09)
Free Throws Made	14		GIBBS, Ashton at Seton Hall (01/24/10)
	11		WANAMAKER, Brad vs Louisville (01/16/10)
Free Throw Att.	14		GIBBS, Ashton at Seton Hall (01/24/10)
	14		WANAMAKER, Brad at Syracuse (01/02/10)
FT Pct (min 3 made)	1.000	(14-14)	GIBBS, Ashton at Seton Hall (01/24/10)
	1.000	(8-8)	GIBBS, Ashton vs Robert Morris (02/08/10)
	1.000	(6-6)	GIBBS, Ashton vs DePaul (12/28/09)
	1.000	(6-6)	WANAMAKER, Brad vs Mount St. Mary's (12/19/09)
	1.000	(6-6)	GIBBS, Ashton at Duquesne (12/02/09)
	1.000	(5-5)	TAYLOR, Dante vs Youngstown State (11/28/09)
	1.000	(4-4)	WOODALL, Travon vs Villanova (02/21/10)
	1.000	(4-4)	WOODALL, Travon vs St. John's (01/28/10)
	1.000	(4-4)	GIBBS, Ashton vs St. John's (01/28/10)
	1.000	(4-4)	WANAMAKER, Brad vs St. John's (01/28/10)
	1.000	(4-4)	GIBBS, Ashton vs Louisville (01/16/10)
	1.000	(4-4)	GIBBS, Ashton at Syracuse (01/02/10)
	1.000	(4-4)	GIBBS, Ashton vs Indiana (12/08/09)
	1.000	(4-4)	GIBBS, Ashton vs New Hampshire (12/04/09)
	1.000	(4-4)	GIBBS, Ashton vs Youngstown State (11/28/09)
	1.000	(3-3)	ROBINSON, Nasir at St. John's (02/27/10)
1.000	(3-3)	BROWN, Gilbert vs Seton Hall (02/06/10)	
1.000	(3-3)	GIBBS, Ashton vs Mount St. Mary's (12/19/09)	
Rebounds	13		WANAMAKER, Brad vs Georgetown (01/20/10)
	12		McGHEE, Gary vs West Virginia (02/12/10)
	12		TAYLOR, Dante vs Eastern Kentucky (11/19/09)
Assists	13		WOODALL, Travon vs Binghamton (11/17/09)
	10		WANAMAKER, Brad vs West Virginia (02/12/10)
	10		WANAMAKER, Brad vs Ohio (12/22/09)
Steals	5		DIXON, Jermaine at Syracuse (01/02/10)

	4	WOODALL, Travon vs Wichita State (11/23/09)
Blocked Shots	6	McGHEE, Gary at Marquette (02/18/10)
	5	McGHEE, Gary vs Ohio (12/22/09)
Turnovers	7	WANAMAKER, Brad at Marquette (02/18/10)
	6	WOODALL, Travon vs Wichita State (11/23/09)
	6	ROBINSON, Nasir vs Eastern Kentucky (11/19/09)
Fouls	5	WANAMAKER, Brad vs West Virginia (02/12/10)
	5	DIXON, Jermaine vs West Virginia (02/12/10)
	5	WOODALL, Travon vs West Virginia (02/12/10)
	5	ROBINSON, Nasir at West Virginia (02/03/10)
	5	WOODALL, Travon at South Florida (01/31/10)
	5	ROBINSON, Nasir vs Georgetown (01/20/10)
	5	WANAMAKER, Brad vs Indiana (12/08/09)

2009-10 Pitt Men's Basketball Statistics
Pitt Opponent High/Low Analysis (as of Feb 27, 2010)
All games

OPPONENT INDIVIDUAL GAME HIGHS

Points	37		JONES, Dominique at South Florida (01/31/10)
	32		BUTLER, Da'Sean vs West Virginia (02/12/10)
	27		WRIGHT, Chris vs Georgetown (01/20/10)
	25		SAMUELS, Samardo vs Louisville (01/16/10)
	24		STOMMES, Justin vs Eastern Kentucky (11/19/09)
Field Goals Made	12		SAMUELS, Samardo vs Louisville (01/16/10)
	11		WRIGHT, Chris vs Georgetown (01/20/10)
Field Goal Att.	22		BUTLER, Da'Sean vs West Virginia (02/12/10)
	20		JONES, Dominique at South Florida (01/31/10)
	20		SAMUELS, Samardo vs Louisville (01/16/10)
FG Pct (min 5 made)	.714	(5-7)	BURRELL, Justin vs St. John's (01/28/10)
	.700	(7-10)	VAUGHN, Deonta at Cincinnati (01/04/10)
3-Point FG Made	6		CLARK, Bill at Duquesne (12/02/09)
	5		KNOWLES, Preston vs Louisville (01/16/10)
3-Point FG Att.	14		CLARK, Bill at Duquesne (12/02/09)
	11		EVANS, Tyree vs Kent State (12/12/09)
3-Pt FG Pct (min 2 made)	1.000	(3-3)	WRIGHT, Chris vs Georgetown (01/20/10)
	1.000	(3-3)	LOESING, Brad vs Wofford College (11/13/09)
	1.000	(2-2)	FISHER, Corey vs Villanova (02/21/10)
	1.000	(2-2)	FREEMAN, Austin vs Georgetown (01/20/10)
	1.000	(2-2)	CLARK, Jason vs Georgetown (01/20/10)
	1.000	(2-2)	STULA, Mario vs DePaul (12/28/09)
Free Throws Made	14		JONES, Dominique at South Florida (01/31/10)
	13		BUTLER, Da'Sean vs West Virginia (02/12/10)
Free Throw Att.	18		BUTLER, Da'Sean vs West Virginia (02/12/10)
	17		JONES, Dominique at South Florida (01/31/10)
FT Pct (min 3 made)	1.000	(6-6)	JONES, Kevin at West Virginia (02/03/10)
	1.000	(5-5)	BUTLER, Da'Sean at West Virginia (02/03/10)
	1.000	(4-4)	ABROMAITIS, Tim at Notre Dame (02/24/10)
	1.000	(4-4)	ABRAHAM, Karon vs Robert Morris (02/08/10)
	1.000	(4-4)	DIXON, Dion at Cincinnati (01/04/10)
	1.000	(4-4)	WALKER, Will vs DePaul (12/28/09)
	1.000	(4-4)	MAYS, DeAndre vs Youngstown State (11/28/09)
	1.000	(3-3)	BURRELL, Justin vs St. John's (01/28/10)
	1.000	(3-3)	JARDINE, Scoop at Syracuse (01/02/10)
	1.000	(3-3)	MONTEIRO, B.J. at Duquesne (12/02/09)
	1.000	(3-3)	Williams, Demetric vs Wichita State (11/23/09)
Rebounds	16		EBANKS, Devin at West Virginia (02/03/10)
	14		GATES, Yancy at Cincinnati (01/04/10)
Assists	7		JACKSON, Tory at Notre Dame (02/24/10)
	7		WALKER, Kemba at Connecticut (01/13/10)
	7		Balbay, Dogus vs Texas (11/24/09)
Steals	6		HARVEY, Eugene at Seton Hall (01/24/10)
	5		COOPER, D.J. vs Ohio (12/22/09)
	5		BLOCKER, Dallas vs Youngstown State (11/28/09)
Blocked Shots	5		SAUNDERS, Damian at Duquesne (12/02/09)
	4		GATES, Yancy at Cincinnati (01/04/10)
Turnovers	6		REYNOLDS, Scottie vs Villanova (02/21/10)
	6		DYSON, Jerome at Connecticut (01/13/10)
	6		Murry, Toure' vs Wichita State (11/23/09)
Fouls	5		REDDING, Reggie vs Villanova (02/21/10)
	5		KING, Taylor vs Villanova (02/21/10)
	5		FLOWERS, John vs West Virginia (02/12/10)

5	SMITH, Wellington vs West Virginia (02/12/10)
5	POPE, Herb vs Seton Hall (02/06/10)
5	DELK, Reginald vs Louisville (01/16/10)
5	ONUAKU, Arinze at Syracuse (01/02/10)
5	JACKSON, Rick at Syracuse (01/02/10)
5	COLEMAN, Steven vs Ohio (12/22/09)
5	Pritchard, Tom vs Indiana (12/08/09)
5	PEGGAU, Rodrigo at Duquesne (12/02/09)
5	MONTEIRO, B.J. at Duquesne (12/02/09)
5	SAUNDERS, Damian at Duquesne (12/02/09)
5	Wangmene, Alexis vs Texas (11/24/09)
5	JONES, Joshua vs Eastern Kentucky (11/19/09)