

PITT

PITT BASKETBALL

NCAA TOURNAMENT NOTES • MARCH 20-22, 2008 • PEPSI CENTER • DENVER, COLO.

2007-08 SCHEDULE

Date	Opponent	W/L	Time
Hispanic College Fund Challenge (Pittsburgh, Pa.)			
N9	HOUSTON BAPTIST	W	103-62
N10	NORTH CAROLINA A&T	W	88-61
N11	SAINT LOUIS (FSN)	W	69-58
N15	MISSISSIPPI VALLEY STATE	W	78-45
N23	BUFFALO	W	92-45
N27	BOSTON U. (FSN)	W	80-53
D1	TOLEDO (Local: CN8)	W	78-52
D5	at Duquesne (ESPN-U)	W	73-68
D8	at Washington (FSN-National)	W	75-74
D15	OKLAHOMA STATE (ESPN)	W	85-68

Aeropostale All-America Classic (New York, N.Y.)
D20 vs. Duke (ESPN) W-OT 65-64

D29	at Dayton (ESPN2)	L	80-55
J2	LAFAYETTE (ESPN-U)	W	96-75
J6	at *Villanova (FSN)	L	64-63
J9	at *South Florida (ESPN2)	W	79-66
J12	*SETON HALL (FSN)	W	84-70
J14	*GEORGETOWN (ESPN)	W	69-60
J19	at *Cincinnati (FSN)	L	62-59
J23	at *St. John's (FSN)	W	81-57
J26	*RUTGERS (ESPN-Classic)	L	77-64
J30	*VILLANOVA (ESPN-U)	W	69-57
F2	at *Connecticut (CBS)	L	60-53
F7	*WEST VIRGINIA (ESPN)	W	55-54
F12	*PROVIDENCE (FSN)	W	82-63
F15	at *Marquette (ESPN)	L	72-54
F21	at *Notre Dame (ESPN)	L	82-70
F24	*LOUISVILLE (WTAE)	L	75-73
F27	*CINCINNATI (FSN)	W	73-67
M1	at *Syracuse (ESPN)	W	82-77
M3	at *West Virginia (ESPN)	L	76-62
M9	*DEPAUL (WTAE)	W	98-79

Big East Championship (New York, N.Y.)

M12	vs. Cincinnati (ESPN)	W	70-64
M13	vs. Louisville (ESPN)	W-OT	76-69
M14	vs. Marquette (ESPN)	W	68-61
M15	vs. Georgetown (ESPN)	W	74-65

M20	vs. Oral Roberts (CBS)	3 p.m.
M22	If win: Michigan State/Temple (CBS)	TBA
M27	at NCAA Regionals	TBA
A5	at NCAA Final Four	TBA

GAME 36

#4 PITT (26-9, 10-8 Big East)

vs. #13 ORAL ROBERTS (24-8, 16-2 Summit)

Thursday, March 20, 2008 • Approximately 3 p.m. ET/1 p.m. MT
Pepsi Center (19,309) • Denver, Colo.

Television: CBS (Gus Johnson and Len Elmore; Producer: Steve Scheer).

Radio: Pitt Panthers/ISP Sports Radio Network (Bill Hillgrove and Dick Groat), 94.5-FM (WWSW), 970 AM (WBGG). Satellite Radio: TBA (Pitt feed).

Internet Broadcast/Live Stats: www.pittsburghpanthers.com

The Coaches: Pitt: Jamie Dixon, 9th year at Pitt, 5th year as head coach (131-39); Oral Roberts: Scott Sutton, 8th year at ORU (168-110), 8th year overall (168-110).

Rankings: Pitt: TBA-AP, 19-ESPN; Oral Roberts: unranked.

Series: The two schools meet for the first time. Pitt makes its 20th appearance in the NCAA Tournament. Pitt has advanced to the NCAA Sweet Sixteen in four of the last six seasons. Only one program has made more Sweet Sixteen appearances in the last six years (Duke-5).

No. 4 seed and 2008 Big East Champion Pitt (26-9, 10-8 Big East) advances to the NCAA Tournament for a school record seventh consecutive season as it travels to Denver, Colo. and the Pepsi Center to take on Summit League champion No. 13 seed Oral Roberts (24-8, 16-2 Summit League). Tipoff on Thursday is at approximately 3 p.m. ET/1 p.m. MT.

The contest will be televised nationally on CBS. Gus Johnson (play-by-play) and Len Elmore (color analysis) will make the call. Steve Scheer will produce.

Should Pitt win its First Round matchup on Thursday, it would face either No. 5 seed Michigan State (25-8, 12-6 Big Ten) or No. 12 seed Temple (21-12, 11-5 Atlantic-10) in

Saturday's Second Round game. Tipoff for that game will begin at either 6:40 p.m. ET or 9:10 p.m. ET.

Pitt earns a school record seventh consecutive NCAA Tournament berth. Previously, Pitt had made three straight NCAA Tournament appearances from 1987-89. Pitt is one of only nine schools nationally to advance to the NCAA Tournament in each of the last seven seasons. The other schools include Arizona, Duke, Gonzaga, Kansas, Kentucky, Michigan State, Pitt, Texas and Wisconsin. For the fourth time in school history, Pitt earns an automatic bid into the NCAA Tournament (1981, 1982, 2003 and 2008). Pitt has also advanced to NCAA Sweet Sixteen play in four of the last six seasons. Only one school (Duke-5) and three oth-

TODAY'S TOP STORYLINES

- Pitt advances to the NCAA Tournament for a school record seventh consecutive season. Pitt is one of only nine to advance to each of the last seven consecutive NCAA tournaments. It is the only Big East program to play in the NCAA Tournament in each of the last seven years.
- Pitt enters the NCAA Tournament riding a five-game win streak. The Panthers have won seven of their last eight games.
- Pitt won its second Big East Championship title in school history, becoming just the second team to win the title in four games.
- Pitt has surpassed the 20 overall win and 10-win Big East regular season totals for a school record seventh consecutive season. Pitt is the only Big East school to achieve those records over the last seven years. Over the last seven seasons, Pitt has proven to be the Big East's leader in both overall and league winning percentage, consecutive NCAA Tournament appearances (7) and most 20-win, 10-league win seasons (7).

PITT

PITT PANTHERS ROSTER NOTES

PROBABLE STARTERS

#	NAME	POS	HT	WT	CL	PPG	RPG	CAREER/2007-08 NOTES
23	Sam Young	F	6-6	215	JR	18.3	6.4	•BET MVP, averaged 20.0 ppg., 7.0 rpg.
45	DeJuan Blair	C	6-7	265	FR	11.7	9.1	•14 double-doubles on year, BEC ROY
1	Keith Benjamin	G	6-2	190	SR	9.3	2.8	•Started each of the last 23 games
4	Ronald Ramon	G	6-1	185	SR	8.6	2.5	•BET: 14.0 ppg., 5.3 rpg., 11-23 3FGM
2	Levance Fields	G	5-10	190	JR	11.1	3.9	•Big East All-Tournament team member

OFF THE BENCH

#	NAME	POS	HT	WT	CL	PPG	RPG	CAREER/2007-08 NOTES
5	Tyrell Biggs	F	6-8	240	JR	5.6	4.1	•73 of 143 rebounds are offensive
11	Gilbert Brown	G/F	6-6	200	FR*	6.5	3.1	•12 points (4-5 FG) in BE Championship
22	Brad Wanamaker	G	6-4	200	FR	2.3	1.2	•29 GP and 11.2 minutes per game
24	Tim Frye	G	6-4	190	FR	1.4	0.3	•Played nine games on year
40	Maurice Polen	F	6-5	245	JR	0.3	0.5	•Earned scholarship in Jan., 20 career GP
52	Gary McGhee	C	6-10	255	FR	1.4	1.5	•20 games played, 5.0 min. per game

DISABLED LIST

0	Austin Wallace	C	6-9	230	FR*	0.5	0.8	•Out for season: fractured patella (knee)
31	Mike Cook	F	6-4	215	SR	10.4	2.8	•Out for season: torn left ACL vs. Duke
50	Cassin Diggs	C	6-10	270	JR	1.8	2.0	•Groin injury/hip strain

SERIES HISTORY

NCAA TOURNAMENT

Appearances: 20th.
 Total Games: 37.
 Overall Record: 17-20.
 Overtime: 2-2.
 One-Point Games: 3 (2-1).
 Two-Point Games: 0 (0-0).
 Most Points Scored-Pitt: 108 (108-90 win vs. Eastern Michigan, 3/18/88).
 Most Points Scored-Opponent: 100 (100-72 loss vs. North Carolina State, 3/16/74).
 Largest Victory Margin-Pitt: 26 (87-61 win vs. Wagner, 3/21/03).
 Largest Victory Margin-Opponent: 28 (100-72 loss vs. North Carolina State, 3/16/74).
 Consecutive Wins: 2, five times (1974, 2002, 2003, 2004, 2007).
 Consecutive Losses: 4 (3/15/57-3/11/63).
 Last 10: 5-5.
 Last 20: 10-10.

For a listing of games and records, please see page 164-167 of the Pitt media guide.

NATIONAL POLLS (ESPN as of Monday, March 16, 2008; AP as of March 9)

ASSOCIATED PRESS POLL

Rk.	School (1st Place)	W-L	Pts.
1.	North Carolina (52)	29-2	1,776
2.	Memphis (13)	30-1	1,693
3.	UCLA (5)	28-3	1,646
4.	Tennessee (2)	28-3	1,626
5.	Kansas	28-3	1,517
6.	Texas	26-5	1,360
7.	Duke	26-4	1,316
8.	Wisconsin	26-4	1,309
9.	Georgetown	25-4	1,300
10.	Xavier	26-5	1,043
11.	Stanford	24-6	1,036
12.	Butler	28-3	976
13.	Louisville	24-7	959
14.	Notre Dame	24-6	802
15.	Connecticut	24-7	767
16.	Drake	28-4	672
17.	Purdue	24-7	646
18.	Vanderbilt	25-6	565
19.	Michigan State	24-7	497
20.	Gonzaga	25-6	474
21.	Washington State	23-7	375
22.	Indiana	25-6	357
23.	Davidson	25-6	181
24.	Brigham Young	25-6	154
25.	Marquette	22-8	128

Others receiving votes: Clemson 64, Southern California 57, South Alabama 43, Mississippi State 21, Kent State 11, Baylor 7, **PITT 6.**

NOTE:

- Associated Press poll is voted upon by the nation's media (both polls are released on Monday)
- USA Today/ESPN poll is voted on by the nation's coaches

USA TODAY/ESPN COACHES POLL

Rk.	School (1st Place)	W-L	Pts.
1.	North Carolina (23)	32-2	767
2.	UCLA (5)	31-3	735
3.	Memphis (3)	33-1	728
4.	Kansas	31-3	682
5.	Wisconsin	29-4	630
6.	Tennessee	29-4	616
7.	Texas	28-6	581
8.	Georgetown	27-5	538
9.	Duke	27-5	535
10.	Butler	29-3	499
11.	Stanford	26-7	476
12.	Xavier	27-6	373
13.	Louisville	24-8	358
14.	Drake	28-4	310
15.	Notre Dame	24-7	309
16.	Vanderbilt	26-7	246
17.	Connecticut	24-8	239
18.	Purdue	24-8	218
19.	PITT	26-9	216
20.	Michigan State	25-8	194
21.	Washington State	24-8	149
22.	Clemson	24-9	123
23.	Davidson	26-6	108
24.	Indiana	25-7	106
	Marquette	24-9	106

Others receiving votes: Gonzaga 77, BYU 49, Southern Cal 21, Kent State 20, UNLV 16, St. Mary's 13, Arkansas 8, Kentucky 8, Mississippi State 8.

ers (Texas-4, Connecticut-4 and Kansas-4) have surpassed or matched that accomplishment.

Pitt Head Coach Jamie Dixon (131-39) became the first head coach in school history to guide Pitt to five consecutive NCAA Tournaments. Additionally, Dixon has guided Pitt to NCAA Tournament appearances in each of his five seasons at Pitt.

Pitt enters its 20th all-time NCAA Tournament after winning its second-ever Big East Tournament title last week. Pitt has now won Big East Tournament titles in both

2003 and 2008 and has appeared in the tournament title game in seven of the last eight seasons.

Over the last seven years (2002-08), Pitt has proven to be the winningest Big East Conference basketball program. From 2001-07, Pitt owns the league's top records for league play (81-33) and overall games (188-50). It has averaged 11.6 league wins and 26 overall wins per year during that period, the best totals in the Big East. Pitt is the only Big East Conference school to win 20 or more overall games and 10 or

more league contests in each of the last seven seasons. This year, Pitt also set a school record with its seventh consecutive 20-overall win and 10-league win season. Prior to the 2001-02 season, Pitt won 20 or more games in only two consecutive seasons. It marks Pitt's 15th all-time 20-win season.

As one of the hottest teams in America and winners of seven of its last eight games, Pitt enters the NCAA Tournament after defeating three consecutive nationally ranked teams in No. 12 Louisville (OT), No.

25 Marquette and No. 9 Georgetown in the Big East Championship Final.

Pitt's 2007-08 season has become a storybook in overcoming adversity as Pitt has battled injuries all season long. For the majority of the year, Pitt played with just eight scholarship players including four freshmen. Junior point guard LeVance Fields has returned to action for the last 11 games after missing 12 contests with a fractured fifth metatarsal in his left foot. He was cleared by doctors to practice on Feb. 7, saw

PITT BASKETBALL WEEKLY MEDIA PLANNER

All practices are closed. For more information on coverage of Pitt men's basketball, contact Associate Media Relations Director Greg Hotchkiss at (412) 491-5296.

MONDAY

March 17

Practice, 3-5 p.m.

TUESDAY

March 18

Practice, TBA
 Depart for Denver, TBA

WEDNESDAY

March 19

Media Opportunity in Denver

THURSDAY

March 20

Pitt vs. Oral Roberts, 2:40 p.m. ET
 CBS
 94.5/970 AM

FRIDAY

March 21

If win, Media Opportunity in Denver

SATURDAY

March 22

If win, Pitt vs. MSU/Temple, 6:40 p.m. ET or 9:10 p.m. ET
 CBS/94.5 FM

COLLEGE BASKETBALL'S BEST PROGRAMS OVER THE LAST SEVEN YEARS

Where Pitt ranks among national winning percentage leaders and top programs over the last seven seasons; updated as of March 16, 2008.

School	2007-08	2001-07	Total	Pct.
Memphis	33-1	160-38	193-39	.832
Duke	27-5	167-38	194-43	.819
Kansas	31-3	168-41	199-44	.819
Gonzaga	25-7	159-36	184-43	.811
PITTSBURGH	26-9	162-41	188-50	.790
Florida	21-11	158-45	179-56	.762
Connecticut	24-8	153-49	177-57	.756
Wisconsin	29-4	142-55	171-59	.743
Texas	28-6	148-55	176-61	.742
Southern Illinois	17-14	152-44	169-59	.741
Illinois	16-19	163-44	179-63	.740
Kentucky	18-12	153-50	171-62	.734
Xavier	27-6	141-55	168-61	.734
Western Kentucky	27-6	132-54	159-60	.726
Louisville	24-8	142-58	166-66	.716
Syracuse	19-13	150-55	169-68	.713
North Carolina	32-2	133-66	165-68	.708
Marquette	24-9	135-58	159-67	.704
Oklahoma	22-11	134-55	156-66	.703
Arizona	19-14	140-55	159-69	.697
Stanford	26-7	126-61	152-68	.691
Mississippi State	22-10	133-61	155-71	.686
Oklahoma State	17-15	141-59	158-74	.681
Maryland	18-14	136-61	154-75	.672
Michigan State	25-8	130-68	155-76	.671
UCLA	31-3	122-72	153-75	.671
Boston College	14-17	134-59	148-76	.661

MOST NCAA SWEET SIXTEEN APPEARANCES IN LAST SIX YEARS

Since 2002, Pitt is one of only five schools nationwide to advance to the NCAA Sweet Sixteen at least four times over the last six years. Pitt has advanced to Sweet Sixteen action in 2002, 2003, 2004 and 2007. Here is a chart depicting where Pitt ranks among schools over the last six years:

School	App. since 2002
Duke	5
PITT	4
Kansas	4
Texas	4
Connecticut	4
Arizona	3
Illinois	3
Kentucky	3
Michigan State	3
Southern Illinois	3
UCLA	3

freshman Austin Wallace is also out for the season (fractured patella) and junior Cassin Diggs (groin/hip strain) has suffered injuries as well. In addition, several of the players competing for Pitt are playing with injuries. Fields and Cook represent Pitt's

action for the first time on Feb. 15 at Marquette and made his first start in 14 games and since Dec. 29 vs. Louisville (Feb. 24). He has started

each of the last nine games. Senior small forward Mike Cook (torn left ACL), who averaged 10.4 points per game, is out for the season. Redshirt

PITT'S SIX-YEAR SUCCESS (2001-07)

The following is a list of accomplishments achieved by the Pitt Basketball program over the last six seasons (2001-07):

- Compiled a 162-41 record over the last six seasons and .798 winning percentage which ranks among the nation's top five best winning percentages during that span. The record also tops the Big East from 2001-07.
- Captured three Big East regular season titles: 2001-02 Big East West Division, 2002-03 Big East West Division, 2003-04 Big East regular season.
- Won Pitt's first-ever Big East Tournament title in 2003.
- Advanced to the NCAA Tournament for a school-record six consecutive seasons.
- One of only 12 schools nationwide to advance to the NCAA Tournament in each of the last six seasons.
- Achieved a school record and sixth straight 20-plus win season in 2006-07.
- Averaged 27.0 victories per season over the last six years.
- Advanced to the Big East Championship title game in four straight seasons (2001-04), one of only two conference schools to achieve that honor. Pitt has advanced to the Big East Championship title game in six of the last seven years.
- Compiled a Big East-best 71-25 (.740) record in league regular season games.
- Finished ranked among the nation's top-10 programs in four of the last six seasons.
- Ranked among the nation's top-25 in a school record 61 consecutive polls.
- Appeared on television in 152 total games.
- Set the school record with a 40-game win streak which spanned two years and 68 days.
- Opened the Petersen Events Center with a 34-game win streak, a streak which ranks as the third all-time longest win streak to open a new arena.
- Concluded its fifth year in the Petersen Events Center with an 80-8 record and .909 winning percentage.
- Set all school records for attendance.
- Sold out the Petersen Events Center in each of the arena's first five seasons.



2007-08 PITT PANTHERS NUMERICAL ROSTER

#	NAME	POS	HT	WT	CL	EX	HOMETOWN/PREVIOUS SCHOOL(s)
0	Austin Wallace	C	6-9	230	FR*	RS	Bronx, N.Y./LaSalle Academy
1	Keith Benjamin	G	6-2	190	SR	3L	Mount Vernon, N.Y./Mount Vernon
2	Levance Fields	G	5-10	190	JR	2L	Brooklyn, N.Y./Xaverian
4	Ronald Ramon	G	6-1	185	SR	3L	Bronx, N.Y./All Hallows
5	Tyrell Biggs	F	6-8	240	JR	2L	Nanuet, N.Y./Don Bosco Prep (N.J.)
11	Gilbert Brown	G/F	6-6	200	FR*	RS	Harrisburg, Pa./South Kent Prep (Conn.)
22	Brad Wanamaker	G	6-4	200	FR	HS	Philadelphia, Pa./Roman Catholic
23	Sam Young	F	6-6	215	JR	2L	Clinton, Md./Hargrave Military Academy/Friendly
24	Tim Frye	G	6-4	190	FR	HS	Mars, Pa./Mars
31	Mike Cook	G/F	6-4	215	SR	1L	Philadelphia, Pa./East Carolina/Friends Central
40	Maurice Polen	F	6-5	245	JR	1L	Philadelphia, Pa./West Philadelphia
45	DeJuan Blair	F	6-7	265	FR	HS	Pittsburgh, Pa./Schenley
50	Cassin Diggs	C	6-10	270	JR	TR	Williamsport, Pa./CloudCty.C.C./Bridgton Acad. (Maine)
52	Gary McGhee	C	6-10	255	FR	HS	Anderson, Ind./Highland Senior

* By class denotes redshirt year

Head Coach: Jamie Dixon (TCU, 1987), 5th year as Head Coach, 9th year at Pitt, 105-30 overall; **Assistant Coach:** Tom Herrion (Merrimack, 1989); **Assistant Coach:** Pat Sandle (San Francisco State, 1987); **Assistant Coach:** Orlando Antigua (Pittsburgh, 1995); **Director of Basketball Operations:** Brandin Knight (Pittsburgh, 2005); **Video Coordinator:** Brian Regan (Saint Vincent, 1988); **Athletic Trainer:** Tony Salesi (Pittsburgh, 1980); **Strength & Conditioning Coach:** Tim Beltz (Northern Colorado, 1995); **Academic Coordinator:** Mike Farabaugh (Pittsburgh, 1987); **Equipment Manager:** Brian Brigger (Xavier, 2004); **Team Managers:** Kevin Funston, Jeremy Grubbs, Jordan Marks, Pete Paradise-Asher, Matt Steinbrink, Ben Stirt; **Student Trainers:** Steve Gaul, Jackie Meathe, Luke Romanow; **Administrative Assistant:** Beth Schoedel

RECORD WHEN...

Controlling the tip:	16-5
Scoring first:	18-4
Leading at the half:	19-3
Trailing at the half:	6-4
Tied at half:	1-2
Leading with 5:00 left:	24-0
Trailing with 5:00 left:	1-8
Tied with 5:00 left:	1-0
In Overtime:	0-0
Double Overtime:	0-0

Pitt outrebounds opp.:	20-1
Pitt is outrebounded:	5-8
Rebounds are equal:	1-0

Pitt commits more TO:	7-4
Pitt forces more TO:	16-5
Turnovers are equal:	3-0

Pitt has more FTA:	18-1
Opp. has more FTA:	7-7
FT attempts are equal:	1-1
Pitt shoots better than 60%:	1-0
Pitt shoots better than 50%:	11-0
Pitt shoots less than 50%:	16-8
Opp. shoots better than 50%:	2-3
Opp. shoots less than 50%:	23-6
Opp. shoots less than 40%:	14-1
Pitt outshoots opp. (FG%):	21-1
Opp. outshoots Pitt (FG%):	5-8
Shooting is tied (%):	0-0
Pitt hits 40% of 3FG:	12-1
Pitt hits less than 40% of 3FG:	14-7
Pitt outshoots opp. (3FG):	20-2

Pitt hits at least 70% of FTA:	11-1
Pitt hits at least 60% of FTA:	21-7

Pitt bench outscores opp.:	12-2
Opp. bench outscores Pitt:	13-7
Bench scoring is equal:	1-0
Following a Pitt win:	18-7
Following a Pitt loss:	7-2

3 score in double figures:	9-3
4 score in double figures:	11-3
5+ in double figures:	6-0

UNIFORMS

White uniforms:	17-2
Blue uniforms:	9-7

MONTHS OF THE YEAR

In November:	6-0
In December:	5-1
In January:	6-3
In February:	3-4
In March:	6-1

DAYS OF THE WEEK

Monday:	1-1
Tuesday:	2-0
Wednesday:	7-0
Thursday:	4-1
Friday:	3-1
Saturday:	7-4
Sunday:	2-2

PITT'S BEST SEASON STARTS

Head Coach Jamie Dixon has engineered five of the school's top-10 best starts to a season. Here is a look at Pitt's other top season starts:

W-L	Season
*21-0	1927-28
18-0	2003-04
15-0	2005-06
15-0	1915-16
12-0	1929-30
11-0	2007-08
10-0	2006-07
10-0	2004-05
9-0	1987-88
9-0	2002-03
6-0	1998-99

*21-0 record was the 1927-28 team's final record.

BIG EAST'S CONSECUTIVE NCAA TOURNAMENT APPEARANCES

Team	No.
PITT	7
Villanova	4
Marquette	3
Georgetown	3
Louisville	2
Notre Dame	2
West Virginia	1
Connecticut	1
Syracuse	0
DePaul	0
South Florida	0
St. John's	0
Providence	0
Rutgers	0
Cincinnati	0
Seton Hall	0

two most experienced players as both started all 37 games last year and were Pitt's only two returning starters from the previous season. Through Pitt's first 12 games, Fields, Cook and Wallace accounted for 26% of Pitt's minutes played, 28% of its scoring, 47% of assists and 16% of its rebounding (see chart on page 6). Pitt went 8-4 without both Cook and Fields. In those 12 games, Pitt averaged 71.2 points per game while shooting 46.9 percent (315-672) from the floor and 38.9 percent (74-190) from 3-point range. Several of Pitt's players stepped up

BIG EAST'S ALL-TIME WINNINGEST COACHES BY PERCENTAGE

(Conference Regular Season and Championship Games combined as of March 16, 2008, according to Big East records)

Coach, Team	W	L	Pct.	Yrs.	BEChamp.
JAMIE DIXON, PITT	66	31	.680	5	11-4, .733
John Thompson, Gtown	231	123	.653	20	33-13, .717
Jim Calhoun, Connecticut	268	149	.643	22	28-16, .636
Jim Boheim, Syracuse	338	192	.638	29	42-24, .636
Lou Carnesecca, St. John's	139	80	.635	13	12-11, .478
Mike Jarvis, St. John's	57	36	.613	5	7-4, .636
Ben Howland, Pitt	46	29	.613	4	8-3, .727
Rollie Massimino, Villanova	123	92	.572	12	13-12, .520

WHERE PITT RANKS NATIONALLY IN THE 2007-08 NCAA STATISTICS

Source: www.ncaa.org, (through games of March 13, 2008)

Category	Rank	Average
Scoring Offense	74	74.3
Scoring Defense	95	65.3
Scoring Margin	37	9.0
Field Goal Percentage	84	45.9
Field Goal Percentage Defense	105	42.3
Three-Point Field Goals Per Game	194	6.3
Three-Point Field Goal Pct.	197	34.2
Free Throw Percentage	231	67.2
Rebound Margin	39	4.8
Assists Per Game	28	16.1
Blocked Shots Per Game	156	3.2
Steals Per Game	154	6.8
Won-Lost Percentage	46	72.7
Turnovers Per Game	25	12.2
Personal Fouls Per Game	33	16.3
Assist:Turnover Ratio	12	1.32

NCAA DIVISION I BEST COACHING STARTS AFTER FIVE SEASONS (by wins)

Source: 2007 NCAA Men's Basketball Recordbook, page 158.

Coach, Team	Seasons	W-L	Pct.
Everett Case, North Carolina State	1947-51	137-29	.825
Mark Few, Gonzaga	2000-04	133-32	.806
Roy Williams, Kansas	1989-93	132-37	.781
JAMIE DIXON, PITT	2003-08	131-39	.771
Bruce Stewart, WV Wesleyan/Mid. Tenn.	1983-87	126-41	.754
Forddy Anderson, Drake/Bradley	1947-51	123-42	.745
Jerry Tarkanian, LBSU/UNLV	1969-73	122-20	.859
Jim Boheim, Syracuse	1977-81	122-30	.803
Thad Matta, Butler/Ohio State	2001-05	122-43	.739
Fred Schaus, West Virginia	1955-59	120-32	.789
Larry Brown, UCLA/Kansas	1980-81, 84-86	120-38	.759
Tom Izzo, Michigan State	1996-00	120-48	.714

in their absence (see chart on page 10).

Ranked No. 19 in the ESPN/USA Today coaches' poll, Pitt is

back in the rankings after four weeks in the "Also Receiving Votes" category. Prior to the last four weeks, Pitt was ranked in 43 consecutive

BIG EAST'S BEST PROGRAMS OVER THE PREVIOUS SEVEN SEASONS (2001-08)

Totals are as of March 16, 2008.

School	Big East		Overall	
	W-L	Pct.	W-L	Pct.
PITT	81-33711	188-50790
Connecticut	81-33711	177-57756
Louisville	32-18640	166-66716
Syracuse	70-44614	169-68713
Marquette	31-19620	158-67702
Notre Dame	69-45605	146-75661
Cincinnati	19-31380	144-79646
Georgetown	64-50561	140-77645
Villanova	64-50561	146-82641
West Virginia	52-62456	128-78621
Providence	48-66421	112-100528
Seton Hall	49-65430	111-100526
DePaul	20-30400	110-101521
Rutgers	42-72368	101-113472
St. John's	36-78316	95-113457
USF	7-43140	86-122413

DIXON REACHES 100 CAREER WINS

Pitt Head Coach Jamie Dixon reached 100 career victories faster than any other head coach in school history. He registered his 100th career win on Feb. 19, 2007 at Seton Hall.

Here is a look at the top Pitt coaches and the total games it took to win 100 games at Pitt:

Pitt Coach	Games to			
	100 wins	W-L	1st Year	Date of 100th Win
JAMIE DIXON	126	100-26	2003	Feb. 19, 2007 at Seton Hall
H.C. Carlson	140	100-40	1922	Feb. 22, 1930 vs. West Virginia
Paul Evans	156	100-56	1986	Nov. 20, 1991 vs. Manhattan

SCHOOLS EARNING NCAA TOURNAMENT BERTHS IN EACH OF THE LAST SEVEN YEARS

Pitt is one of nine NCAA Division I schools to advance to the NCAA Tournament in each of the last six seasons (2001-07). Those programs include: Arizona, Duke, Gonzaga, Kansas, Kentucky, Michigan State, **PITT**, Texas and Wisconsin.

polls and earned national rankings in 109 of the previous 120 national polls.

At home, Pitt concluded its season with a 16-2 record and won 18 of its last 20 home games. Pitt completed its sixth season in the Petersen Events Center and carries a 96-10 all-time record and .906 winning percentage in the building. The .906 winning percentage ranks among the nation's best home court records over the last six years (see chart page 8). Pitt has won 45 of its last 54 Big East home games and is 40-9 against

Big East opponents in the Petersen Events Center. Louisville became the first opponent to defeat Pitt two different times in the Petersen Events Center on Feb. 24 (75-73 decision). Pitt also owns a 56-1 record vs. non-conference opponents in the Petersen Events Center. Pitt has also won 77 of its last 78 home games against regular season non-conference opponents.

Pitt enters the game after winning 14 of its last 21 contests. In accumulating its current 26-9 record, Pitt has outscored its opponents by

PITT PICKED TO FINISH FOURTH IN BIG EAST CONFERENCE IN COACHES POLL

NEW YORK, N.Y.—The Pitt men's basketball team was selected by league coaches to finish fourth among 16 teams at the league's annual media day Wednesday morning at Madison Square Garden.

In a vote of league coaches, Pitt finished fourth with 170 total points. Georgetown and Louisville were picked to win the title with 217 points each. Marquette was picked to finish third with 191 points, Pitt fourth, followed by 5. Syracuse (153), 6. Connecticut (149) and 7. Villanova (143).

Junior Levance Fields was named an All-Big East preseason honorable mention selection. Last year Fields earned Second Team All-Big East honors after averaging 9.2 points and 4.6 assists per game. He led the Big East in assist:turnover ratio with a 2.41 clip.

Pitt returned two starters and six of its top nine players from a team that finished 29-8 overall, advanced to NCAA Sweet Sixteen play for the fourth time in the past six seasons and appeared in a sixth Big East Championship title game in the last seven years. Pitt is also the only program in the Big East to have won over 20 overall games and 10 league games in each of the past seasons.

Pitt Head Coach Jamie Dixon along with seniors Keith Benjamin, Mike Cook and Ronald Ramon represented the Panthers at media day.

2007-08 PRESEASON BIG EAST COACHES' POLL

Rk.	Team	Points
1. ...	Georgetown (8)	217
1. ...	Louisville (8)	217
3. ...	Marquette	191
4. ..	PITT	170
5. ...	Syracuse	153
6. ...	Connecticut	149
7. ...	Villanova	143
8. ...	Providence	141
9. ...	Notre Dame	122
10. ...	West Virginia	112
11. .	DePaul	79
12. .	Cincinnati	62
13. .	Seton Hall	56
14. .	St. John's	52
15. .	Rutgers	32
16. .	South Florida	23

*first place votes in parenthesis

2007-08 PRESEASON ALL-BIG EAST SELECTIONS

2007-08 PRESEASON BIG EAST PLAYER OF THE YEAR

Roy Hibbert, Georgetown

2007-08 PRESEASON BIG EAST CO-ROOKIES OF THE YEAR

Donte' Green, Syracuse
Jonny Flynn, Syracuse

2007-08 PRESEASON ALL-BIG EAST TEAM

*Roy Hibbert, Georgetown, C, Sr., 7-2, 278, Aepphi, Md.

Jeff Adrien, Connecticut, F, Jr., 6-7, 238, Brookline, Mass.

Jonathan Wallace, Georgetown, G, Sr., 6-1, 188, Harvest, Ala.

David Padgett, Louisville, C, Sr., 6-11, 245, Reno, Nevada

Terrence Williams, Louisville, F, Jr., 6-6, 210, Seattle, Wash.

Dominic James, Marquette, G, Jr., 5-11, 185, Richmond, Ind.

Jerel McNeal, Marquette, G, Jr., 6-3, 200, Chicago, Ill.

Geoff McDermott, Providence, F, Jr., 6-7, 230, New Rochelle, N.Y.

Kentrell Gransberry, South Florida, C, Sr., 6-9, 270, Baton Rouge, La.

Eric Devendorf, Syracuse, G, 6-4, 180, Bay City, Mich.

*Scottie Reynolds, Villanova, G, So., 6-2, 195, Herndon, Va.

2007-08 PRESEASON ALL-BIG EAST HONORABLE MENTION

Edgar Sosa, Louisville, G, So, 6-1, 175, New York, N.Y.

Levance Fields, Pittsburgh, G, Jr., 5-10, 190, Brooklyn, N.Y.

*denotes unanimous selection

PITT PLAYERS IN THE CAREER RECORDBOOKS

POINTS

2045	Charles Smith	1984-88
2033	Clyde Vaughan	1980-84
1914	Larry Harris	1974-78
1841	Don Hennon	1956-59
1840	Jason Matthews	1987-91
1753	Ricardo Greer	1997-01
1731	Billy Knight	1971-74
1671	Sam Clancy	1977-81
1642	Carl Krauser	2002-06
1633	Brian Shorter	1988-91
1581	Vonteego Cummings	1995-99
1555	Demetreus Gore	1984-88
1512	Julius Page	2000-04
1440	Brandin Knight	1999-03
1342	Jerry McCullough	1991-96
1282	Sean Miller	1987-92
1274	Chevon Troutman	2001-05
1258	Jaron Brown	2000-04
1217	Jerome Lane	1985-88
1200	Curtis Aiken	1983-87
1175	Bob Lazor	1954-57
1165	Sam Young	2005-08
1164	John Riser	1954-57
1143	Kent Scott	1969-72
1127	Isaac Hawkins	1996-01
1115	Calvin Sheffield	1961-64
1114	Brian Generalovich	1961-64
1109	Aaron Gray	2003-07
1099	Donatas Zavackas	1999-03
1084	Ronald Ramon	2004-08
1067	Chris McNeal	1990-93
1057	Carlton Neverson	1978-81
1050	Julius Pegues	1955-58
1047	Rod Brookin	1986-90
1007	Darelle Porter	1987-91

959	Jason Maile	1992-97
944	Dwayne Wallace	1978-82
930	Ed Pavlick	1952-55
930	Orlando Antigua	1991-95

THREE-POINT FIELD GOALS MADE

259	Jason Matthews	1987-91
239	Sean Miller	1987-92
231	Ronald Ramon	2004-08
210	Julius Page	2000-04
209	Brandin Knight	1999-03
196	Jason Maile	1992-97
190	Carl Krauser	2002-06
167	Jarrett Lockhart	1996-00
152	Jerry McCullough	1991-97
147	Donatas Zavackas	1999-03
134	Vonteego Cummings	1995-99
119	Antonio Graves	2003-07
110	Andre Alridge	1992-96
107	Levance Fields	2005-08

THREE-POINT FIELD GOAL ATTEMPTS

654	Brandin Knight	1999-03
624	Julius Page	2000-04
581	Ronald Ramon	2004-08
574	Sean Miller	1987-92
567	Jason Matthews	1987-91
517	Carl Krauser	2002-06
504	Jarrett Lockhart	1996-00
500	Jason Maile	1992-97
477	Jerry McCullough	1991-96
401	Vonteego Cummings	1995-99

THREE-POINT FIELD GOAL PERCENTAGE

.457	Jason Matthews	1987-91
.416	Sean Miller	1987-92

.409	Rod Brookin	1986-90
.405	Donatas Zavackas	1999-03
.398	Ronald Ramon	2004-08
.392	Jason Maile	1992-97
.386	Orlando Antigua	1991-95
.379	Antonio Graves	2003-07
.368	Carl Krauser	2002-06
.367	Garrick Thomas	1992-96
.358	Andre Alridge	1992-96
.352	Levance Fields	2005-08
.337	Julius Page	2000-04

FREE THROW PERCENTAGE

.885	Sean Miller	1987-92
.878	Jason Matthews	1987-91
.823	Don Hennon	1956-59
.808	Mike Paul	1969-72
.807	Donatas Zavackas	1999-03
.806	Bob Lovett	1963-66
.801	Ronald Ramon	2004-08
.790	Demetreus Gore	1984-88
.783	Terry Knight	1974-79

ASSISTS

785	Brandin Knight	1999-03
744	Sean Miller	1987-92
617	Darelle Porter	1987-91
568	Carl Krauser	2002-06
552	Jerry McCullough	1991-96
458	Vonteego Cummings	1995-99
436	Dwayne Wallace	1978-82
378	Curtis Aiken	1983-87
373	Ricardo Greer	1997-01
366	Levance Fields	2005-08
363	Pete Strickland	1975-79
343	Billy Culbertson	1981-84

336	Ronald Ramon	2004-08
329	Keith Starr	1972-75
307	Tom Richards	1972-76
300	Demetreus Gore	1984-88
295	Jaron Brown	2000-04
284	Wayne Williams	1975-79
258	Andre Alridge	1992-97
244	Julius Page	2000-04

ASSIST:TURNOVER RATIO

2.51	Levance Fields	2005-08
2.32	Sean Miller	1987-92
2.04	Ronald Ramon	2004-08
1.95	Darelle Porter	1987-91
1.93	Brandin Knight	1999-03
1.88	Billy Culbertson	1981-84
1.80	Jerry McCullough	1991-96
1.53	Curtis Aiken	1983-87
1.49	Antonio Graves	2003-07

GAMES PLAYED

137	Jaron Brown	2000-04
136	Julius Page	2000-04
133	Ronald Ramon	2004-08
131	Toree Morris	2000-04
130	Antonio Graves	2003-07
127	Brandin Knight	1999-03
126	Carl Krauser	2002-06
124	Chevon Troutman	2001-05
123	Jason Matthews	1987-91
123	Darelle Porter	1987-91
122	Charles Smith	1984-88
122	Demetreus Gore	1984-88
120	Curtis Aiken	1983-87
120	Clyde Vaughan	1980-84
121	Keith Benjamin	2004-08

a plus-8.9 margin, outrebounded its opponents by a plus-4.4 margin and has averaged 74.1 points per game.

With its 12 non-conference wins, Pitt registered 10 or more non-conference games for the seventh consecutive season. In addition, Pitt has

won 28 consecutive home victories against non-conference opponents at the Petersen Events Center. Next year, Pitt will have the opportunity to break its record for most consecutive home wins against non-conference opponents which is 28 set from Nov. 23, 2003-Jan. 2, 2005. Earlier in the year, Pitt surpassed the one million mark for attendance in games played at the Petersen Events Center. Pitt now has had 1,132,876 fans attend games in the six-year old Petersen Events Center.

Pitt returned just two starters (Mike Cook and Levance Fields) from its 2006-07 team which saw the Panthers complete a 29-8 campaign and 12-4 Big East slate. Pitt earned a school record sixth consecutive NCAA Tournament berth and advanced to Sweet Sixteen play for the fourth time in the last six years. Pitt is one of only five schools nationally to appear in at least four Sweet Sixteens since 2002. Duke (5), Pitt (4), Kansas (4), Texas (4) and Connecticut (4) are the schools who have achieved that honor. Pitt is one of only nine schools nationally to ad-

vance to the NCAA Tournament in each of the last seven seasons. The other schools include Arizona, Duke, Gonzaga, Kansas, Kentucky, Michigan State, Pitt, Texas and Wisconsin. Pitt is the only Big East Conference team to advance to the NCAA Tournament in seven consecutive seasons. Villanova currently has a streak of four straight seasons in the NCAA Tournament. Additionally, Pitt is one of only four schools nationwide to advance to the NCAA Tournament, win 20 overall games and 10 league

games in each of the last six seasons: Arizona, Gonzaga, Kansas and Pitt.

Pitt has won 108 of its last 142 contests, 46 of its last 71 Big East regular season games and 81 of its last 87 non-conference games. With 12 non-conference wins, Pitt notched its seventh consecutive 10-win non-conference season (11-1 in 2007-08, 13-2 in 2006-07, 11-0 in 2005-06, 10-1 in 2004-05, 14-0 in 2003-04, 10-1 in 2002-03 and 11-1 in 2001-02). Additionally, Pitt has won 36 of its last 39 non-confer-

IMPACT OF PITT'S THREE INJURIES

The loss of two starters Levance Fields and Mike Cook along with redshirt freshman Austin Wallace impacts the Panthers in several ways. Below charts the impact on several statistical categories through Pitt's first 12 games:

Stat Category	Pct.	Team	Lost
Minutes	26%	2425	632
Points	28%	941	259
Rebounds	16%	504	80
Assists	47%	199	94
FG Made	26%	349	91
FG Attempts	27%	764	208
3FG Made	31%	75	23
3FG Attempts	31%	237	73

WINNINGEST ACTIVE COACHES BY PCT.

(Records as of March 16, 2008)

Coach	2007-08	Previous	Total	Pct.
	W-L	W-L	W-L	Pct.
Roy Williams, North Carolina	32-2	523-134	555-136	.803
Mark Few, Gonzaga	25-7	209-51	234-58	.801
Bo Ryan, Wisconsin	29-4	525-157	554-161	.775
JAMIE DIXON, PITT	26-9	105-30	131-39	.771
Thad Matta, Ohio State	19-13	183-52	202-65	.756
Mike Krzyzewski, Duke	27-5	775-261	802-266	.751
Jim Boheim, Syracuse	19-13	750-264	769-277	.735
Rick Pitino, Louisville	24-8	494-182	518-190	.732
Lute Olson, Arizona	19-14	779-279	798-293	.731
Tubby Smith, Minnesota	20-13	386-146	406-159	.719

PITT'S LONGEST HOME COURT WIN STREAKS

Pitt's previous 13-game home win streak ranks among the school's all-time longest home win streaks. Streaks do not include contests played at Mellon Arena/Civic Arena. *27-game win streak includes Civic Arena games.

No	Streak	Dates
40	1/22/01-2/15/04	
*27	12/10/73-12/23/75	
25	12/10/73-12/23/75	
16	11/19/05-3/3/06	
14	1/31/87-1/25/88	
13	2/17/07-1/26/08	
12	11/14/06-1/21/07	
12	2/9/84-1/22/86	
11	1/2/64-12/4/65	
10	12/2/92-2/6/93	
9	3/6/04-1/2/05	
8	11/17/00-1/3/01	
7	2/6/62-12/7/63	
7	11/23/90-1/12/91	
7	11/20/91-2/10/92	

2007-08 SENIOR CLASS: WINNERS

Pitt's 2007-08 senior class of Ronald Ramon, Keith Benjamin and Mike Cook ranks among Pitt's all-time winningest classes. Here is where the threesome ranks among Pitt's top four-year men's basketball periods:

Senior Class	W-L	Pct.
2004-05	108-25	.812
2005-06	104-27	.794
2003-04	107-30	.781
2006-07	105-30	.778
1930-31	80-27	.748
2007-08	100-34	.746
2002-03	89-40	.690
1987-88	81-41	.663
1988-89	81-42	.658
1989-90	78-45	.634
1981-82	74-45	.622
1986-87	75-47	.615

ence games dating back to a January 2, 2005 loss to Bucknell. The three losses were at Wisconsin, vs. Oklahoma State in Oklahoma City and at Dayton.

YEAR-BY-YEAR NON-CONFERENCE RECORDS

A look at Pitt's non-conference records since joining the Big East Conference:

Year	W-L	Pct.
1982-83	7-4	.636
1983-84	12-2	.857
1984-85	9-3	.750
1985-86	9-3	.750
1986-87	12-3	.800
1987-88	11-2	.846
1988-89	7-5	.583
1989-90	6-5	.545
1991-92	9-6	.600
1992-93	8-1	.889
1993-94	6-2	.750
1994-95	4-4	.500
1995-96	5-3	.625
1996-97	7-6	.538
1997-98	5-3	.625
1998-99	9-2	.818
1999-00	8-3	.727
2000-01	9-4	.692
2001-02	11-1	.917
2002-03	10-1	.909
2003-04	14-0	1.000
2004-05	10-1	1.000
2005-06	11-0	1.000
2006-07	13-2	.867
2007-08	12-1	.923
Total	226-71	.761

PITT'S BEST HOME COURT WINNING PERCENTAGES

Pitt's 16-2 home record this year ranks among the school's top home record percentages (modern era):

Year	W-L	Pct.
2002-03	16-0	1.000
1973-74	13-0	1.000
1974-75	10-0	1.000
2003-04	19-1	.950
2005-06	16-1	.941
2001-02	16-1	.941
1963-64	10-1	.909
1987-88	10-1	.909
1990-91	9-1	.900
2007-08	16-2	.889
2006-07	16-2	.889

NCAA TOURNAMENT NOTES

Pitt makes its 20th all-time NCAA Tournament appearance. Here are some notes concerning Pitt in the NCAA Tourney:

PITT'S BEST DEFENSIVE SEASONS

Pitt has yielded 65.2 points per game in 2007-08. Here is where that mark ranks among the school's best defensive points per game averages:

PPG	Year	W-L
56.4	2003-04	31-5
59.2	2002-03	28-5
59.3	1951-52	10-12
60.9	2001-02	29-6
62.0	1950-51	9-17
62.8	2006-07	29-8
63.1	2005-06	25-8
63.5	2004-05	20-8
64.7	1983-84	18-13
64.8	1979-80	17-12
65.2	2007-08	26-9

TOP BIG EAST CONSECUTIVE WIN STREAKS

Here is a look at Pittsburgh's longest regular season conference win streaks:

Wins	Date
12	2/2/02-1/25/03
10	2/18/03-1/17/04
8	1/24/87-2/14/87
6	1/9/88-2/3/88
6	2/28/05-1/21/06
5	1/24/07-2/12/07
5	1/4/07-1/21/07
4	3/3/01-1/8/02
4	3/4/95-1/13/96
4	1/12/93-1/23/93
4	2/11/89-2/20/89
4	2/2/85-2/13/85
4	1/29/83-2/7/83

- Pitt advances to the NCAA Tournament for a school record seventh consecutive season. Previously, Pitt made three straight NCAA Tournament appearances from 1987-89.
- Pitt enters the tournament as a No. 4 seed. The No. 4 seed ranks as the sixth highest seed in school history (No. 2 in 1988 and 2003; No. 3 in 1987, 2004 and 2007; No. 4 in 2008).
- Pitt is making the school's 20th NCAA Tournament appearance, the fifth straight year under Head Coach Jamie Dixon. The Panthers have now received

PITT'S WINNINGEST SEASONS

A look at Pitt's all-time 20-win seasons (by victories):

Year	W-L
2003-04	31-5
2001-02	29-6
2006-07	29-8
2002-03	28-5
2007-08	26-9
1973-74	25-4
2005-06	25-8
1986-87	25-8
1987-88	24-7
1929-30	23-2
1927-28	21-0
1990-91	21-12
1930-31	20-4
2004-05	20-9
1981-82	20-10

PITT'S BEST BIG EAST RECORDS

A look at Pitt's best Big East regular season records (by victories):

W-L	Season
13-3	2003-04
13-3	2002-03
13-3	2001-02
12-4	2006-07
12-4	1987-88
12-4	1986-87
10-6	2005-06
10-6	2004-05
10-8	2007-08
10-8	1996-97
9-7	1990-91
9-7	1988-89

- automatic bids in four seasons: 1981, 1982, 2003 and 2008 and at-large bids in 16 different years.
- Pitt is one of only nine programs nationwide to advance to each of the last seven consecutive NCAA Tournaments. Those programs include Arizona, Duke, Gonzaga, Kansas, Kentucky, Michigan State, Pitt, Texas and Wisconsin.
- In its 19 NCAA Tournament appearances and 37 games, Pitt owns a 17-20 all-time record. Dixon is 5-4 in his four appearances in NCAA Tournament play with two



PETERSEN EVENTS CENTER NUMBERS

Entering its sixth basketball season, the Petersen Events Center has provided Pitt a tremendous homecourt advantage. Consider the following facts:

Total Games: 106 (100th all-time game: vs. Rutgers, Jan. 26, 2007)
Overall Record: 96-10 (.906)
Big East Record: 40-9 (.816)
Non-Conference Record: 56-1 (.982)

Consecutive Wins at the Petersen Events Center: 34 (11/23/02-2/29/04)
Consecutive Losses: 2 (two times)
Consecutive Non-Conference Wins: 28 (11/23/02-1/2/05), 28 currently (11/19/05-current)
Consecutive Non-Conference Losses: 1 (Bucknell)

Average Victory Margin: 18.2 points per game (7290-5543, 96 wins)
Average Non-Conference Victory Margin: 22.6 (4335-3071, 56 wins)
Average Margin of Loss: 5.4 points (Pitt: 634, Opp: 688, 10 losses)
Pitt Victories by 10 points or more: 74
Pitt Victories by 20 points or more: 42
Pitt Victories by 30 points or more: 15
Pitt Victories by 40 points or more: 4

Pitt Points Per Game: 73.7 ppg.
Opponents' Points Per Game: 58.1 ppg.

Opponents held to 60 points or less: 60 of 106
Opponents held to 70 points or less: 95 of 106
Big East Opponents held to 60 points or less: 18 of 49
Big East Opponents held to 70 points or less: 41 of 49
Non-Conference Opp. held to 60 points or less: 42 of 57
Non-Conference Opp. held to 70 points or less: 54 of 57
Consecutive Opponents held to 60 points or less: 9 (11/27/02-1/18/03)
Consecutive Opponents held to 70 points or less: 22 (1/17/04-2/23/05); 21 (11/23/02-12/13/03)

Most Points Scored by Pitt: 103 (Houston Baptist, 11/9/07)
Most Points Scored-Opponent: 97 (Notre Dame, 1/4/06)
Least Points Scored by Pitt: 46-OT (Syracuse, Feb. 29, 2004)
Least Points Scored-Opponent: 37 (Penn State, Dec. 6, 2003)

Largest Victory: 47 (Buffalo, Nov. 23, 2007, 92-45)
Largest Loss: 13, two times (Rutgers, Jan. 26, 2008, 77-64; Louisville, Feb. 12, 2007, 66-53)
Closest Win: 1, two times (West Virginia, Feb. 7, 2008; Georgetown, Jan. 25, 2003, 65-64)

Largest Big East Win: 36 (West Virginia, Feb. 12, 2003, 82-46)
Largest Big East Loss: 13 (Louisville, Feb. 12, 2007, 66-53)

Record vs. Ranked Teams (AP poll): 8-3
Record vs. Top-5 nationally ranked teams: 4-0
Record on Senior Day: 4-2
Record on Opening Day: 6-0
Overtime Record: 1-2
Double Overtime Record: 1-0

PITT'S LOSSES (10)

Date	Opponent	W/L	Pitt	Opp	Margin
Feb. 24, 2004	*Syracuse (OT)	L	46	49	-3
Jan. 2, 2005	Bucknell	L	66	69	-3
Jan. 5, 2005	*Georgetown	L	64	67	-3
Feb. 23, 2005	*West Virginia	L	66	70	-4
Feb. 26, 2005	*Connecticut	L	64	73	-9
March 3, 2006	*Seton Hall	L	61	65	-4
Jan. 21, 2007	*Marquette (OT)	L	74	77	-3
Feb. 12, 2007	*Louisville	L	53	66	-13
Jan. 26, 2008	*Rutgers	L	64	77	-13
Feb. 24, 2008	*Louisville	L	73	75	-2
	Total		634	688	-54

Louisville is the only team to defeat Pitt two different times at the Petersen Events Center.

WHAT PITT RETURNED IN 2007-08

Category	Percent Returning
Last year's starters:	40% (2 of 5)
Last year's total starts:	41% (76 of 185)
Team's top-10 in minutes played:	70% (7 of 10)
Total minutes played:	59% (4428 of 7501)
Points scored:	60% (1570 of 2637)
Field goals made:	58% (553 of 961)
Field goal attempts:	58% (553 of 961)
3-point FG made:	79% (182 of 229)
3-point FG attempts:	77% (464 of 599)
Offensive rebounds:	50% (222 of 445)
Defensive rebounds:	54% (475 of 884)
Total rebounds:	52% (697 of 1329)
Assists:	66% (427 of 647)
Blocked shots:	23% (30 of 133)
Steals:	63% (123 of 194)

PITTSBURGH CITY LEAGUE PLAYERS

DeJuan Blair becomes the first Pittsburgh City League player to compete for Pitt since Darelle Porter from 1987-91 and the first Schenley H.S. product to play for the Panthers since Wayne Williams from 1975-79. Here is a list of Pittsburgh City League players to play basketball for the Panthers *since 1962*:

Years	Player	Pos.	High School
1969-73	Cleveland Edwards	G	Fifth Avenue H.S.
1970-72	Chris Jones	F	Westinghouse H.S.
1971-74	Sam Fleming	G	Fifth Avenue H.S.
1971-75	Kirk Bruce	G	South Hills H.S.
1972-73	Leroy Freeman	G	Westinghouse H.S.
1973-77	Frank Boyd	G	Oliver `H.S.
1974-76	Ralph McClelland	C	Allegheny H.S.
1974-75	Mel Bennett	C/F	Peabody H.S.
1975-79	Wayne Williams	G/F	Schenley H.S.
1976-78	Sonny Lewis	G	Schenley H.S.
1976-79	Kelvin Smith		Schenley H.S.
1977-81	Sam Clancy	F	Fifth Avenue H.S.
1984-86	Darryl Shepard	F	Peabody H.S.
1987-91	Darelle Porter	G	Perry Traditional H.S.
2007-08	DeJuan Blair	F/C	Schenley H.S.

NATION'S TOP HOMECOURT WINNING PERCENTAGES (LAST SIX SEASONS)

(Research is from the opening of Pitt's Petersen Events Center to March 9, 2009)

School	W-L	Pct.	07-08	06-07	05-06	04-05	03-04	02-03
Overall								
Wisconsin	95-6	.941	16-2	19-0	14-2	15-1	15-0	16-1
Southern Illinois	77-5	.939	12-3	12-0	11-2	15-0	13-1	14-0
Gonzaga	75-5	.938	13-1	13-2	15-0	13-0	11-0	10-2
Kansas	93-7	.930	20-0	16-2	14-2	15-1	15-1	13-1
Duke	87-8	.916	15-1	15-4	14-1	14-1	14-1	15-0
Michigan State	87-8	.916	17-0	18-1	12-2	14-1	12-2	14-2
PITT	96-10	.906	16-2	16-2	16-1	13-4	19-1	16-0
Memphis	96-10	.906	17-1	16-0	19-1	15-6	15-0	14-2
Connecticut	92-12	.885	16-1	15-5	16-0	14-3	17-1	14-2
Florida	87-14	.861	15-4	17-0	16-2	13-3	11-4	15-1
North Carolina	80-13	.860	14-2	15-1	13-4	15-0	12-2	11-4
Oklahoma State	78-13	.857	13-3	14-2	11-5	12-1	15-0	13-2
Illinois	77-13	.856	7-8	14-3	15-1	15-0	12-1	14-0
Kentucky	75-15	.833	14-4	14-2	10-5	14-1	11-2	12-1
Syracuse	91-19	.827	14-5	16-4	14-5	16-2	14-3	17-0
Arizona	76-18	.809	11-6	11-5	12-3	15-1	13-2	14-1

PITT IN THE NATIONAL RANKINGS

A look at where Pitt ranked among the nation's top-25 this season:

Date	AP	ESPN
Preseason	22	20
Nov. 12	19	19
Nov. 19	17	17
Nov. 26	14	11
Dec. 3	12	9
Dec. 10	11	9
Dec. 17	11	9
Dec. 24	6	6
Dec. 31	13	13
January 7	20	18
January 14	15	16
January 21	13	17
January 28	18	21
February 4	21	25
February 11	22	24
February 18	..ARV	..ARV
February 25	..ARV	..ARV
March 3	..ARV	..ARV
March 10	..ARV	..ARV
March 17	..TBA	..19

ARV-also receiving votes

NCAA Sweet Sixteen appearances in 2004 and 2007.

- Pitt has advanced to the NCAA Tournament's Sweet Sixteen in four of the last six seasons: 2002, 2003, 2004 and 2007. Only one program nationally has surpassed that mark (Duke-5) during that timeframe and three others have matched it (Kansas-4, Connecticut-4, Texas-4).
- Keith Benjamin and Ronald Ramon become the seventh and eighth players in school history to earn four straight appearances in the NCAA Tournament.

BIG EAST CHAMPIONSHIP NOTES

Pitt played in its 26th all-time Big East Championship. Here are some notes concerning Pitt in the Big East Championship. Records are found on page 168-169 of the Pitt media guide:

- Pitt claimed its second all-time Big East Championship title with a 74-65 win over Georgetown in the Final. Pitt also won in 2003.
- Pitt appeared in its seventh Big East Championship title game appearance in school history. It has advanced to seven of the last eight Big East Championship

Finals. It has appeared in each of the last three Big East title games (2006, 2007 and 2008) and appeared in four consecutive title games from 2000-04.

- Pitt has won 19 of its last 25 Big East Championship games dating back to the 1999-00 season. Pitt has also won 16 of its last 21 games in Big East Championship competition.
- Pitt became the second team in Big East history to win the tournament after playing four consecutive games. Pitt played in Wednesday's First Round for only the second time in the last seven seasons. Pitt has received First Round byes five times during that span including 2002, 2003, 2004, 2005 and 2007. In 2006, Pitt advanced to the title game after playing on Wednesday and winning three consecutive contests.
- Pitt is 25-24 all-time in 49 total Big East Championship games.
- Pitt Head Coach Jamie Dixon concludes his fifth Big East Championship with an 11-4 tournament record. He claimed his first Big East Championship title in 2008. He also guided Pitt to his fourth title game

appearance in five seasons as head coach.

- In 26 years since joining the Big East, Pitt has won the title two times (2003 and 2008).

MADISON SQUARE GARDEN: PITT'S HOME AWAY FROM HOME

- Madison Square Garden is Pitt's home away from home as the Panthers have played 31 games there since the 2000-01 season. Pitt is 23-8 (.742) in its last 31 games at MSG.
- Pitt appeared in the country's first-ever nationally televised basketball game at Madison Square Garden on Feb. 28, 1940, a 57-37 win vs. Fordham.
- Five Pitt players are New York natives: Keith Benjamin (Mount Vernon), Tyrell Biggs (Nanuet), LeVance Fields (Brooklyn), Ronald Ramon (Bronx) and Austin Wallace (Bronx). Assistant Coach Orlando Antigua also hails from the Bronx.
- Madison Square Garden is also home to Pitt's first-ever 2003 Big East Championship title, a 74-56 win over Connecticut and LeVance Fields' game-winning 3-

pointer in overtime against Duke on Dec. 20, 2007.

PITT SENIOR CLASS EARNS SIGNIFICANT ACHIEVEMENTS

Four-year accomplishments of Pitt's 2007-08 senior class consisting of Keith Benjamin, Mike Cook, Maurice Polen and Ronald Ramon:

- Advanced to its fourth consecutive NCAA Tournament appearance.
- 100-34 overall record and .746 winning percentage.
- 42-24 Big East regular season record and .636 winning percentage.
- Two Big East Championship Finals appearances (2006 and 2007).
- Four consecutive 20-win seasons.
- Four consecutive 10-plus win Big East regular seasons.
- One of only five senior classes to win 100 or more games with the victory over Georgetown in the Big East Championship Final.
- Became the only senior class in the Big East to win over 20 overall games and 10-plus Big East regular season games in four consecutive seasons.

NCAA DIVISION I FASTEST TO 100 WINS

Source: 2007 NCAA Men's Basketball Recordbook, page 152.

Coach, School(s)	Games	Won	Lost	Pct.	Season	Year
Doc Meanwell, Wisconsin & Missouri	109	100	9	.917	7th	1918
Buck Freeman, St. John's (NY)	110	110	10	.909	5th	1932
Adolph Rupp, Kentucky	116	100	16	.862	6th	1936
Jim Boeheim, Syracuse	117	100	17	.855	4th	1980
Jerry Tarkanian, Long Beach State	117	100	17	.855	5th	1973
Everett Case, North Carolina State	120	100	20	.833	4th	1950
Fred Taylor, Ohio State	120	100	20	.833	5th	1963
Lew Andreas, Syracuse	122	100	22	.820	7th	1931
Denny Crum, Louisville	122	100	22	.820	5th	1976
Everett Dean, Carleton & Indiana	122	100	22	.820	7th	1929
Clair Bee, Rider & Long Island	123	100	23	.813	5th	1934
Don Haskins, UTEP	125	100	25	.800	5th	1966
Nat Holman, CCNY	125	100	25	.800	10th	1929
Buster Sheary, Holy Cross	125	100	25	.800	5th	1953
JAMIE DIXON, PITT	126	100	26	.794	4th	2007
Mark Few, Gonzaga	126	100	26	.794	4th	2003
Tony Hinkle, Butler	126	100	26	.794	7th	1933
Ray Meyer, DePaul	126	100	26	.794	6th	1948
Harry Combes, Illinois	127	100	27	.787	6th	1953
Peck Hickman, Louisville	127	100	27	.787	6th	1949
Vic Bubas, Duke	128	100	28	.781	5th	1964
Hugh Greer, Connecticut	129	100	29	.775	6th	1952
Roy Williams, Kansas	129	100	29	.775	4th	1992
Speedy Morris, LaSalle	130	100	30	.769	4th	1990
Fred Schaus, West Virginia	130	100	30	.769	5th	1959
Clifford Wells, Tulane	130	100	30	.769	6th	1951
Thad Matta, Butler & Xavier	130	100	30	.769	4th	2004
Harry Fisher, Columbia	131	100	31	.763	10th	1916
Joseph Lapchick, St. John's (NY)	131	100	31	.763	7th	1943
Nolan Richardson, Tulsa	131	100	31	.763	5th	1985
Gale Catlette, Cincinnati	132	100	32	.758	5th	1977
Jack Ramsey, Saint Joseph's	132	100	32	.758	5th	1960
Bruce Stewart, WV Wesleyan & Midd. Tenn.	132	100	32	.758	4th	1986

- Benjamin and Ramon become the seventh and eighth players in school history to compete in four consecutive NCAA Tournaments during their basketball career at Pitt.
- 61-9 four-year record and .871 winning percentage in games played at the Petersen Events Center.
- 46-4 four-year record and .920 winning percentage in games played vs. non-conference teams.
- Ramon became the 36th player in school history to surpass the 1,000-point mark in his career.
- All four student-athletes are expected to graduate with a degree from the University of Pittsburgh: Keith Benjamin-Administration of Justice; Mike Cook-Communications; Maurice Polen-Psychology; Ronald Ramon-Communications.

is one of only nine coaches in NCAA Division I history to win 100 or more games in the first four years of a coaching career. With his 100th career win against Seton Hall on Feb. 19, 2007, Dixon became the fastest coach in school history to reach 100 victories (see chart page 5). His accomplishment also ranks among NCAA Division I's all-time top-15 fastest coaches to reach 100 wins (see page 4).

YOUNG ELEVATES HIS GAME IN BIG EAST CHAMPIONSHIP

Sam Young was named the Big East Tournament's Most Outstanding Player after guiding Pitt to the title. In four Big East tourney games, Young averaged 20.0 points, grabbed 7.0 rebounds and finished with 10 blocked shots and six steals. He was one point shy of setting the Big East Championship tourney scoring record with 80 total points and scored over 20 points in three of Pitt's four games.

The All-Big East First Team selection and Big East Most Improved Player Award winner, Young has scored 20 or more points in three of his last four games and in six of his last 10. He has reached double figure scoring in 18 consecutive contests.

Young also set Pitt's all-time career Big East scoring record, accumulating 142 points from 2006-08. He set the former record of 138 held by Donatas Zavackas from 2000-03.

PITT TURNS ON THE DEFENSE

In its four Big East Championship games, Pitt limited its four op-

DIXON CONTINUES WINNING TRADITION

Pitt's Jamie Dixon (131-39) is the first coach in school history to win 20 or more games in five consecutive seasons. Last year, he became the first head coach in school history to guide Pitt to four consecutive NCAA Tournaments. His 131 victories (2003-08) rank as the fourth most victories for a head coach after five seasons in NCAA Division I history (see chart, page 4). North Carolina State's Everett Case totaled 137 wins from 1947-51. Additionally, Dixon has led Pitt to Sweet Sixteen appearances in two of his first four seasons at Pitt (20004 and 2007) and Big East title game appearances in three of his first four years (2004, 2006, 2007). Dixon

WAITING IN THE WINGS

A key to Pitt's success over the past few seasons has been its ability to replace experienced and productive starters year after year. Here is a look at how Jamie Dixon has replaced experienced players with players "waiting in the wings":

2002-03 (251 career starts) Brandin Knight (PG) Ontario Lett (C) Donatas Zavackas (PF)	2003-04 (31-5) Carl Krauser (PG) Chris Taft (C) Chevon Troutman (PF)
2003-04 (289 career starts) Julius Page (SG) Jaron Brown (SF)	2004-05 (20-9) Ronald Ramon (SG) Mark McCarroll (SF)
2004-05 (147 career starts) Chevon Troutman (PF) Chris Taft (C) Mark McCarroll (SF)	2005-06 (25-8) Levon Kendall (PF) Aaron Gray (C) Antonio Graves (G)
2005-06 (122 career starts) Carl Krauser (PG)	2006-07 (29-8) Levance Fields (PG)
2006-07 (211 career starts) Aaron Gray (C) Antonio Graves (G) Levon Kendall (PF)	2007-08 DeJuan Blair (C) Ronald Ramon (G) Sam Young (PF)

ponents to 38.2 percent (92-241) field goal shooting, 30.8 percent (28-91 (28-91) 3-point shooting and 64.8 points per game. All four teams were held to 70 points or less.

On the year, Pitt has limited its opponents to 42.1 percent (831-1975) shooting and 32.7 percent (224-685) 3-point shooting. On the year, Pitt has also held 25 of its 35 opponents to 70 points or less.

Prior to the Big East Championship, Pitt struggled defensively as five of Pitt's last seven regular season opponents shot over 45.0 percent. Additionally, five of its last seven opponents scored 70 or more points against the Panthers.

span include: Ricardo Greer (1999-00), Brandin Knight (2001-02), Carl Krauser (2002-03) and Aaron Gray (2005-06).

Blair earned Pitt's fifth all-time Big East Freshman/Rookie of the Year honor. Other Pitt players to earn the award include Charles Smith (1984-85), Sean Miller (1987-88), Brian Shorter (1988-89) and Chris Taft (2003-04). As only a freshman, Blair becomes Pitt's 11th All-Big East Rookie Team selection. He also was named a Big East honorable mention selection.

Ramon becomes the first player at Pitt to earn the Sportsmanship Award since Jaron Brown took home the honor after the 2003-04 season.

PITT EARNS THREE POSTSEASON AWARDS AT BIG EAST BANQUET

Pitt earned three Big East postseason awards at the league's annual awards banquet on March 11. Sam Young earned the league's Most Improved Player Award, DeJuan Blair was honored as the co-Big East Rookie of the Year and Ronald Ramon was the co-Sportsmanship Award winner.

Pitt's three honors mark the second-most Big East postseason awards earned in a season. Pitt earned four Big East postseason awards following the 2003-04 season.

Young becomes Pitt's fifth Big East Most Improved Player award winner in the last nine years. Pitt's four other MIP honorees during that

BLAIR SETS SIGHT ON SCHOOL DOUBLE-DOUBLE RECORD

Freshman center DeJuan Blair has become a double-double waiting to happen. He has already accumulated 14 double-doubles on the year and is chasing Pitt's school record for most double-doubles for a freshman which is 15 set by fellow Pittsburgh native Sam Clancy in 1977-78. Clancy, who serves as a volunteer assistant on Pitt's football staff, was also a 6-foot-7 inch center. He went on to an outstanding career in the NFL as both a player and assistant coach.

Blair is averaging 11.7 points, 9.1 rebounds and has 57 steals on the year. He is ranked among conference leaders in scoring, rebound-

PICKING UP THE SLACK AFTER INJURIES

Several Pitt players have stepped up their games since injuries to Mike Cook and Levance Fields. A following is a production comparison between Pitt's first 12 games and the 12 games following the injuries (Dec. 30-Feb. 14):

KEITH BENJAMIN

Category	First 12	Prev. 12
Starts	0	12
Minutes PG:	17.3	34.6
Scoring Average:	6.0	12.4
FG Pct.	.406	.466
FG Made	28-69	54-116
3FG Pct.	.342	.404
3FG Made	13-38	23-57

GILBERT BROWN

Category	First 12	Prev. 12
Starts	1	12
Minutes PG:	16.4	28.1
Scoring Average:	4.7	7.8
FG Pct.	.412	.476
FG Made	21-51	30-63
Rebounds PG	2.8	3.0

TYRELL BIGGS

Category	First 12	Prev. 12
Minutes PG:	19.9	21.8
Scoring Average:	5.6	6.7
FG Pct.	.481	.458
FG Made	26-54	33-72
Rebound PG	4.3	4.9

RONALD RAMON

Category	First 12	Prev. 12
Minutes PG	26.9	33.7
3FG Pct.	.321	.446
3FG Made	17-53	25-56
A:TO Ratio	1.93	3.05



**NCAA DIVISION I BEST COACHING STARTS
AFTER FOUR SEASONS (by wins)**

Source: 2007 NCAA Men's Basketball Recordbook, page 158.

Coach, Team	Seasons	W-L	Pct.
Everett Case, North Carolina State	1947-50	107-22	.829
JAMIE DIXON, PITT	2003-07	105-30	.778
Mark Few, Gonzaga	2000-03	105-29	.784
Bruce Stewart, WV Wesleyan & MidTenn.	1983-86	104-34	.754
Roy Williams, Kansas	1989-92	103-30	.774
Thad Matta, Butler & Xavier	2001-04	102-31	.767
Jim Boeheim, Syracuse	1977-80	100-18	.847
Speedy Morris, LaSalle	1987-90	100-31	.763
Paul Westphal, Gr. Canyon & Pepp.	87-88, 02-03	100-40	.714
Denny Crum, Louisville	1972-75	98-22	.817
Dick Hunsaker, Ball State	1990-93	97-34	.740

ing, field goal percentage, steals, offensive rebounds and defensive rebounds.

YOUNG, BLAIR EARN NABC AND USBWA ALL-DISTRICT HONORS

Junior forward Sam Young and freshman DeJuan Blair were both named to the National Association of Basketball Coaches All-District 3 team. Young earned First Team honors while Blair was a Second Team selection.

Young was also honored by the United States Basketball Writers Association as an All-District selection.

YOUNG AND RAMON BECOME 35TH AND 36TH PLAYERS IN SCHOOL HISTORY TO SURPASS 1,000 CAREER POINTS

Against Louisville (Feb. 24), junior Sam Young became the 35th player at Pitt to surpass the 1,000-point mark. Young currently has 1,165 career points.

Senior Ronald Ramon (1,084 points) became the 36th player at Pitt to go over 1,000 career points

PITT'S LEADING SCORERS (1999-08)

Sam Young has proved to be one of the top scorers at Pitt since the 1999-2000 season. Here is a look at where he ranks during that time period.

Player, Year	Avg.
Ricardo Greer, 1999-00	18.1
Sam Young, 2007-08	18.0
Ricardo Greer, 2000-01	16.6
Carl Krauser, 2004-05	16.0
Brandin Knight, 2001-02	15.6
Carl Krauser, 2003-04	15.4
Carl Krauser, 2005-06	15.0

vs. Cincinnati on Feb. 27.

PITT UNDEFEATED 5-0 IN NEUTRAL SITE GAMES

Pitt enters the NCAA Tournament undefeated at 5-0 in neutral site games. All five of those games were played at Madison Square Garden including Pitt's 65-64 overtime win over Duke.

PITT ENJOYS ROAD SUCCESS

Pitt has had success on the road in Big East play as the Panthers have sported a 13-10 record over the last two seasons. In his five seasons as head coach at Pitt, Jamie Dixon has accumulated a 23-18 road record in Big East Conference regular season play (3-6 in 2007-08, 6-2 in 2006-07, 3-5 in 2005-06, 5-3 in 2004-05 and 6-2 in 2003-04). Those 18 losses have come by an average of 5.9 points per loss (106/18 losses).

On Feb. 15, Marquette handed Pitt its largest Big East regular season loss (18 points) since Jamie Dixon became head coach. Prior to the Marquette game, Pitt had never lost a Big East regular season road game by more than eight points under Dixon.

BLAIR EARNS NATIONAL FRESHMAN OF THE WEEK AND BIG EAST FRESHMAN OF THE WEEK THREE TIMES THIS YEAR

Freshman DeJuan Blair has been named National Freshman of the Week by Rivals.com three times this season. He has also earned Big East Rookie of the Week honors in three weeks (Dec. 17, Dec. 23, Jan. 14) this year.

Blair currently has 13 double-doubles on the year and has finished with double-doubles in four of his last six games including a career-high

22 point, 14-rebound performance against DePaul in the regular season finale. He also notched an 18-point, 10-rebound day vs. Cincinnati, a 14 point, 13-rebound performance at Notre Dame and 20-point, 11 rebound performance vs. Louisville. Two of those performances were against two of the Big East's top centers in Notre Dame's Luke Harangody and UL's David Padgett.

FIELDS RETURNS TO STARTING LINEUP

Junior Levance Fields has started each of the last nine games and returned to the starting lineup against Louisville on Feb. 24. It had been 14 games since the junior point guard had made a start. Prior to his injury, Fields started 49 consecutive games.

He has also reached double figure scoring in seven straight games.

BENJAMIN PICKS UP SCORING SLACK FOLLOWING INJURIES

Following the injuries to Fields and Cook, guard Keith Benjamin made the most impressive impact of any player. After averaging 6.0 points through Pitt's first 12 games, Benjamin averaged 12.4 points per game over Pitt's next 12 contests. He converted 46.6 percent (54-116) from the floor and 40.4 percent (23-57) from behind the 3-point line. Prior to the injuries, Benjamin averaged 17 minutes per game but played 34.8 minutes during the 12-game stretch. Since Fields returned, Benjamin has remained a starter.

On the year, Benjamin averages 9.3 points per game.

SAM YOUNG BECOMES OFFENSIVE FORCE

Through Pitt's first 35 games, Young is leading Pitt and ranks third among Big East leaders in scoring (18.3 ppg), averaging 6.4 rebounds per game, shooting 50.6 percent (244-482) from the floor and 39.3 percent (42-107) from 3-point range while averaging 32.2 minutes per game. He also registered four double-doubles, has 15 20-plus scoring games and set career-highs for scoring and rebounding two different times.

Named the Big East Player of the Week on Nov. 19, Young has reached double figure scoring in 42 of his last 46 games played. He has reached double figures in 34 of Pitt's 35 games this year.

FIELDS INJURY TIMELINE

December 20 (New York, N.Y.)

Levance Fields hits a stepback 3-pointer with 4.7 seconds left in overtime to defeat Duke 65-64 at Madison Square Garden. Teammate and best friend Mike Cook sustains an ACL injury during the first minute of overtime.

December 29 (Dayton, Ohio)

Fields sustains injury to his left foot while driving to the basket during the second half at Dayton. Fields is carried off the court and spends the remaining 15:45 of the game in the lockerroom. Dayton goes on to defeat Pitt.

December 30

Fields undergoes examinations on his left foot. Surgery is set up for the following day.

December 31

Underwent surgery to repair broken fifth metatarsal in his left foot. The surgery took place at UPMC South Side Hospital and was performed by Dr. Robin West. It is also announced that Fields will return sometime between 8-12 weeks.

January 17

Fields tells reporters that his goal is to be back by Valentine's Day (Feb. 14).

Thursday, Feb. 7

Fields is cleared by doctors to begin practice.

Sunday, Feb. 10

Fields competes in first practice. His status is upgraded to a day-to-day basis.

Tuesday, Feb. 12

Pitt hosts Providence. Fields does not dress for the game although his status remained a game-time decision.

Wednesday, Feb. 13

Fields announces that he will play at Marquette.

Friday, Feb. 14

Fields returns to action after missing 12 games. He plays 20 minutes at Marquette, scoring four points.

Sunday, Feb. 24

Fields starts vs. Louisville.

BLAIR IN PITT'S FRESHMAN SEASON RECORDBOOKS

GAMES STARTED

34/35 DeJuan Blair	2007-08
29/29 Charles Smith	1984-85
29/32 Kellii Taylor	1996-97
27/27 Ricardo Greer	1997-98
27/27 Attila Cosby	1997-98
27/31 Sean Miller	1987-88

POINTS

435 Charles Smith	1984-85
411 DeJuan Blair	2007-08
396 Chris Taft	2003-04
378 Sam Clancy	1977-78
337 Rod Brookin	1986-87
335 Ricardo Greer	1997-98
308 Kellii Taylor	1996-97
299 Julius Page	2000-01

SCORING AVERAGE

15.0 Charles Smith	1984-85
14.0 Sam Clancy	1977-78
12.4 Ricardo Greer	1997-98
11.7 DeJuan Blair	2007-08
10.9 Chris Taft	2003-04
10.2 Rod Brookin	1986-87

10.1 Mel Bennett	1974-75
------------------	---------

DOUBLE-DOUBLES

15 Sam Clancy	1977-78
14 DeJuan Blair	2007-08

FIELD GOALS MADE

162 Chris Taft	2003-04
160 DeJuan Blair	2007-08
155 Sam Clancy	1977-78
151 Charles Smith	1984-85
132 Ricardo Greer	1997-98
127 Rod Brookin	1986-87
114 Demetreus Gore	1984-85
114 Kellii Taylor	1996-97

FIELD GOAL ATTEMPTS

320 Sam Clancy	1977-78
312 Kellii Taylor	1996-97
308 Ricardo Greer	1997-98
301 Charles Smith	1984-85
294 DeJuan Blair	2007-08
290 Chris Taft	2003-04
273 Demetreus Gore	1984-85
264 Mel Bennett	1974-75

FIELD GOAL PERCENTAGE

.564 Rod Brookin	1986-87
.559 Chris Taft	2003-04
.557 Chevon Troutman	2001-02
.544 DeJuan Blair	2007-08
.543 Andre Williams	1981-82
.521 Sam Young	2005-06
.509 Attila Cosby	1997-98
.506 Steve Beatty	1980-81

MOST REBOUNDS

327 Sam Clancy	1977-78
320 DeJuan Blair	2007-08
295 Mel Bennett	1974-75
270 Chris Taft	2003-04
231 Charles Smith	1984-85
181 Ricardo Greer	1997-98
148 Jerome Lane	1985-86
144 Sam Young	2005-06

REBOUND AVERAGE

12.1 Sam Clancy	1977-78
10.2 Mel Bennett	1974-75
9.1 DeJuan Blair	2007-08
8.0 Charles Smith	1984-85

7.5 Chris Taft	2003-04
6.7 Ricardo Greer	1997-98
5.1 Jerome Lane	1985-86

STEALS

101 Kellii Taylor	1996-97
77 Brandin Knight	1999-00
57 DeJuan Blair	2007-08
47 Jerry McCullough	1991-92
42 Ricardo Greer	1997-98
34 Carl Krauser	2002-03
33 Jaron Brown	2000-01
31 Sean Miller	1987-88

STEALS AVERAGE

3.2 Kellii Taylor	1996-97
2.8 Brandin Knight	1999-00
1.6 DeJuan Blair	2007-08
1.4 Jerry McCullough	1991-92
1.1 Carl Krauser	2002-03
1.0 three players	

TOP GAMES AT PETERSEN EVENTS CENTER

There have been nine games involving two ranked teams at the Petersen Events Center. Pitt is 7-2 in those contests:

Date	Game and Score
January 6, 2003	6-Pitt 72, 5-Notre Dame 55
January 18, 2003	3-Pitt 73, 25-Syracuse 60
February 15, 2004	4-Pitt 75, 5-Connecticut 68
January 29, 2005	20-Pitt 76, 4-Syracuse 69
February 26, 2005	17-Connecticut 73, 18-Pitt 64
January 23, 2006	12-Pitt 80, 25-Syracuse 67
February 9, 2006	14-Pitt 57, 9-West Virginia 53
January 21, 2007	24-Marquette 77, 6-Pitt 74 (OT)
January 14, 2008	15-Pitt 69, 5-Georgetown 60

YOUNG'S IMPROVEMENT

Category	2006-07	2007-08
Scoring Avg.	7.2	18.3
FG Pct.	.458	.506
FG Made	103-225	244-482
3FG Pct.	.310	.393
3FG Made	13-42	42-107
FT Pct.	.597	.681
FT Made	46-77	109-160
Rebounding Avg.	3.0	6.4

RONALD RAMON PICKS UP POINT GUARD SLACK

Senior Ronald Ramon played superbly in the absence of injured point guard Levance Fields. In Pitt's 12 games without Fields, Ramon totaled an outstanding 3.05 assist:turnover ratio. He had 67 assists and only 22 turnovers.

Additionally, Ramon's shooting improved as well as he hit 44.6 percent (25-56) of his 3-point attempts in the those 12 games including a game-winning, walk-off buzzer-

beater vs. West Virginia on Feb. 7. Against Providence, Ramon hit 5-7 3-pointers and has hit at least one 3-pointer in 22 of Pitt's 30 games this year.

In four Big East Championship games, Ramon elevated his play as he averaged 14.0 points, 5.3 rebounds and hit 11-23 3-pointers (47.8 percent).

On the year, Ramon leads Pitt in assists (130), averages 8.6 points, hit a team-high 65 3-pointers and owns a 2.60 assist:turnover ratio (130 assists, 50 turnovers).

YOUNG EARNS NAISMITH AND WOODEN AWARD TOP-30 ACCOLADES

Sam Young has been selected as one of 30 midseason Naismith Award candidates by the Atlanta Sports Council and one of 30 candidates for the John Wooden Award. Presented annually, the

BLAIR IN PITT'S FRESHMAN GAME RECORDS

DeJuan Blair in Pitt's Freshman Single-Game Records:

TOTAL REBOUNDS

Mel Bennett	21	at West Virginia (3/7/1975)
DeJuan Blair	20	vs. Duke (12/20/07)
Sam Clancy	20	Duquesne (2/22/1978)
Mel Bennett	19	at Duquesne (12/6/1974)
Sam Clancy	17	Villanova (2/20/1978)
Sam Clancy	17	at Iona (1/22/1978)
Sam Clancy	17	Maryland (1/16/1978)
Mel Bennett	17	at West Virginia (12/3/1974)
Charles Smith	16	at Duquesne (2/4/1985)
Sam Clancy	16	Temple (1/11/1978)
Sam Clancy	16	Morris Harvey (11/26/1977)
DeJuan Blair	15	at Villanova (1/6/2008)
Mel Bennett	15	Penn State (12/17/1974)
Mel Bennett	15	Virginia (2/15/1975)
Jerome Lane	15	Florida State (12/21/1985)
Chris Taft	15	at Seton Hall (2/9/2004)
Sam Clancy	15	vs. Canisius (2/2/1978)
Sam Clancy	15	Penn State (2/18/1978)
Sam Clancy	15	Syracuse (1/14/1978)
DeJuan Blair	14	DePaul (3/9/2008)
DeJuan Blair	14	Villanova (1/30/2008)
DeJuan Blair	14	Houston Baptist (11/9/2007)
DeJuan Blair	14	at Washington (12/8/2007)
DeJuan Blair	14	Seton Hall (1/12/2008)
Jerome Lane	14	at Xavier (12/7/1985)
Sam Clancy	14	at West Virginia (2/8/1978)
Sam Clancy	14	WV Wesleyan (11/30/1977)
Sam Clancy	14	at Cleveland State (1/25/1978)

OFFENSIVE REBOUNDS

DeJuan Blair	10	Houston Baptist (11/9/07)
DeJuan Blair	9	at Connecticut (2/2/08)
DeJuan Blair	8	at Notre Dame (2/21/08)
Ricardo Greer	8	Villanova (3/4/1998)
Jerome Lane	8	Florida State (12/21/1985)
Chris Taft	7	Rutgers (1/17/2004)
Chris Taft	7	at Seton Hall (2/9/2004)
Ricardo Greer	7	at Illinois State (11/22/1997)
DeJuan Blair	7	vs. Georgetown (3/15/2008)

DOWN TO THE WIRE GAMES

Pitt has been involved in several down-to-the-wire games. The following is a capsule of Pitt's last-minute heroics this season:

**Dec. 8 (Seattle, Wash.)
Pitt 75, Washington 74**

The game was decided by television replay after Washington's Justin Dentmon dribbled the length of the floor and seemingly converted a layup in 4.7 seconds. Both teams gathered around the scorer's table as officials took two minutes to decide a ruling on the play. Officials ruled that the shot was taken after the buzzer, giving Pitt its 75-74 win.

**Dec. 20 (New York, N.Y.)
Pitt 65, Duke 64 (OT)**

Levance Fields hits a stepback 3-pointer with 4.7 seconds left in overtime to defeat Duke 65-64 at Madison Square Garden.

**Jan. 6 (Villanova, Pa.)
Villanova 64, Pitt 63**

Trailing by one point, 64-63, Pitt had possession with 10 seconds to go but couldn't get a shot off. Dante Cunningham's two free throws gave Villanova the game.

**Jan. 19 (Cincinnati, Ohio)
Cincinnati 62, Pitt 59**

Trailing by three points, Pitt had an opportunity to tie the game with 15 seconds left, but two 3-pointers missed the mark.

**Feb. 7 (at PEC)
Pitt 55, West Virginia 54**

Ronald Ramon hit a game-winning 3-pointer to give Pitt a 55-54 win over West Virginia at the Petersen Events Center. The game represented the first buzzer beater in PEC history. Keith Benjamin drove the lane, drew Ramon's defender and found to Ramon in the corner. His shot swished through the net as the buzzer sounded.

**March 3 (at Syracuse)
Pitt 82, Syracuse 77**

Trailing by 11 points with 3:49 left, Pitt outscored SU 18-2 over the game's final 3:49 to register a thrilling come-from-behind win. Sam Young's steal and pass to Keith Benjamin gave Pitt a 78-77 lead with 11 seconds. Gilbert Brown's deep 3-pointer pulled Pitt to within one point.

Naismith Award recognizes the nation's top male and female college basketball player. Other more recent Pitt nominees for the Naismith and Wooden Awards have included Brandin Knight, Carl Krauser and Chevon Troutman.

McGHEE PRODUCES OFF THE BENCH

Freshman Gary McGhee has provided Pitt low-post relief as he has seen action in 20 games and 100 minutes on the year.

His most notable performance occurred at South Florida. With Pitt's starting frontcourt (DeJuan Blair and Sam Young) in foul trouble with two fouls apiece after only eight minutes at South Florida, freshman Gary McGhee entered the game and provided a spark off the bench. The 6-foot-10 inch center threw down a dunk, converted two layups, grabbed four rebounds and played stellar defense on USF star Kentrell Gransberry. He also provided the go-ahead basket as Pitt never trailed again. Prior to the USF contest, McGhee had played in only four games with three points and seven rebounds.

LEVANCE FIELDS CONTINUED HIS OUTSTANDING BALL HANDLING BEFORE INJURY

Prior to his injury suffered at Dayton, point guard Levance Fields continued his top notch ball handling as the junior has contributed 65 assists and only 23 turnovers in Pitt's first 12 games. His assist:turnover ratio was a phenomenal 2.83, which ranked among the nation's top-15 performers. Last year he finished with a school-record 2.41 season assist:turnover ratio in 2006-07. He currently owns Pitt's school record for assist:turnover ratio with a 2.41 mark.

Fields was named the Big East's Player of the Week after he hit his game-winning 3-pointer and scored 21 points to defeat Duke at Madison Square Garden.

BLAIR HAS OUTSTANDING FRESHMAN DEBUT GAME, REGISTERS FIRST DOUBLE-DOUBLE

Blair became the first freshman to start his first game at Pitt since Ronald Ramon made his first career start in 2004. The 6-7, 265-pound Pittsburgh product guided Schenley to the 2007 state title. He attended high school a little over a mile from the Petersen Events Center and grew

up in a house just 600 yards from the arena.

With his 20-point, 14-rebound performance, Blair became the first freshman to register a double-double in a debut game since 1987 when Sean Miller scored 13 points and added 11 assists. His 20 points and 14 rebound totals both rank second on Pitt's all-time best debut performances. Ricardo Greer scored 21 points in his debut in 1997 and Sam Clancy pulled down 16 rebounds in his debut game in 1977.

Prior to Ramon's debut in 2004, Ricardo Greer made his first career start on opening day in 1997.

DIFFICULT DECEMBER AND STELLAR START TO SEASON

Pitt played through a difficult December stretch which included only one home contest (Oklahoma State). Pitt began its stretch with road wins at both Duquesne (73-68) and at Washington (75-74), defeated Oklahoma State at home (85-68) and No. 6 Duke (65-64) in overtime at Madison Square Garden. Pitt took its holiday break before dropping an 80-55 decision at Dayton (Dec. 29). The stretch ranks among the nation's most difficult Decembers. At the time, the previous combined record of Pitt's five December opponents was 43-14.

Pitt's 11-0 start to its season ranked as the sixth all-time best start to a season in program history. Over the last six seasons, Pitt has enjoyed outstanding starts including an 18-0 record in 2003-04, 15-0 in 2005-06, 11-0 in 2007-08, 10-0 in both 2006-07 and 2004-05 and 9-0 in 2002-03 (see chart page 4).

**PITT-GEORGETOWN
POST-GAME NOTES**

- Pitt (26-9) wins its second all-time Big East Championship with a 74-65 victory over No. 9 ranked Georgetown. Pitt also won the Big East Championship in 2003 with a 74-56 win over Connecticut on March 15, 2003.
- Sam Young was named Tournament Most Outstanding Player and Levance Fields was named to the All-Tournament team. Other members of the Big East All-Tournament team include Joe Alexander, West Virginia; Jerel McNeal, Marquette; Roy Hibbert, Georgetown and Jessie Sapp, Georgetown.
- Pitt becomes the second team to win the Big East Champion-

ship title by winning four games in the tournament, joining Syracuse in 2006.

- Pitt became the first No. 7 seed to win the Big East Championship title. Pitt became the 12th lower seeded team to win the Big East Championship Game. Lower seeded teams are 12-15 in the final.
- The two teams met in the Big East Championship for the second consecutive season. The contest featured a rematch of the Pitt-Georgetown final in 2007, a 65-42 victory.
- Sam Young finished the 2008 Big East Championship with 80 points in four games, finishing just one point shy of Ben Gordon's tournament record of 81 set in 2004.
- Pitt appeared in its seventh Big East Championship Final in the last eight years. Those years include 2001, 2002, 2003, 2004, 2006, 2007 and 2008. Jamie Dixon guided Pitt to his fourth Big East Championship Final in his first five seasons as head coach at Pitt.
- Pitt has now won seven of its last eight games on the year and is on a five-game win streak.
- Madison Square Garden is Pitt's home away from home as the Panthers are 23-8 at MSG since 2000-01. Pitt improves to 6-0 at Madison Square Garden this year and has won eight of its last nine in the "World's Most Famous Arena. Pitt also improves to 19-6 in Big East Championship games at Madison Square Garden since 2000-01.
- Pitt improves to 2-5 in Big East Championship Finals.
- Pitt Head Coach Jamie Dixon improved to 11-4 all-time in Big East Championship Games.
- With his 16 points, Sam Young has now reached double figure scoring in 34 of Pitt's 35 games this year and in 42 of his last 46 games played. Young has now led Pitt in scoring in 25 of 35 games. For the Big East Tournament, Young averaged 20.0 points, 7.0 rebounds, shot 49.2 percent (31-63) from the floor, blocked 10 shots and had six steals.
- Young moved into first place on Pitt's Big East Tournament career scoring list. He now has 142 career points and is ranked ahead of Donatas Zavackas (138 from 2000-03), Brandin Knight (136

from 2000-03) and Carl Krauser (134 from 2003-06). Young also moves into third on the rebounding list with 64 career rebounds and trails Jaron Brown (71 from 2000-04) and Isaac Hawkins (70 from 1997-01).

- With his 10 points and 10 rebounds, DeJuan Blair registered his 13th double-double of his career. He needs just two more double-doubles to tie the school's freshman double-double record held by Sam Clancy in 1977-78.
- LeVance Fields reached double figure scoring for the seventh game in a row. It also marked his 44th career double figure scoring game. In Big East Tournament action, Fields averaged 11.3 points and 4.0 rebounds per game.
- With his 17 points, Ronald Ramon registered his 52nd career double figure scoring game and 15th time this year. In Big East Tournament action, Ramon averaged 14.0 points per game. He also hit 47.8 percent (11-23) from 3-point range.
- Gilbert Brown scored 12 points off the bench. It was his 10th double figure scoring game of his career.
- Pitt's 26 victories rank fifth among the all-time winningest seasons at Pitt. The school record is 31 set in 2003-04, Jamie Dixon's first year at Pitt. Dixon has guided five of Pitt's 15 winningest seasons. The only other seasons with more victories are: 31-5 in 2003-04, 29-6 in 2006-07, 29-8 in 2006-07 and 28-5 in 2002-03.
- Pitt's senior class of Keith Benjamin, Mike Cook, Ronald Ramon and Maurice Polen became just the fifth senior class in school history to win 100 or more games. The foursome is 100-34 in their 134 games at Pitt.
- Pitt improved to 4-2 vs. ranked teams on the season.
- Pitt improved to 32-39 all-time vs. Georgetown and 2-0 vs. the Hoyas this year. Pitt defeated Georgetown 69-60 contest at the Petersen Events Center on January 14.
- Pitt held Georgetown to 65 points on the evening. On the year, Pitt has now limited 25 of its 35 opponents to 70 points or less. In Pitt's four Big East Championship games, Pitt held its op-

ponents to 64.8 points per game, 38.2 percent (92-241) field goal shooting and 30.8 percent (28-91) 3-point shooting. In Pitt's previous seven games, five opponents shot 45.0 percent or better from the floor and five scored over 70 points per game.

NON-CONFERENCE SUCCESS

Pitt has won 36 of its last 39 games against non-conference opponents. It has compiled a 12-1 2007-08 non-conference slate after concluding the 2006-07 season with a 13-2 non-conference record. In 2005-06, Pitt completed its non-conference schedule undefeated (11-0) for just the second time in school history. Pitt went 14-0 in 2003-04. Pitt has now won 10-plus non-conference games in each of the last seven seasons (12-0 in 2007-08, 13-2 in 2006-07, 11-0 in 2005-06, 10-1 in 2004-05, 14-0 in 2003-04, 10-1 in 2002-03 and 11-1 in 2001-02). It has compiled a 80-6 non-conference record over the last seven years.

Additionally, the Panthers are 56-1 overall (.982) against non-conference foes in the Petersen Events Center and have won 77 of their last 78 home games against non-conference opponents.

HOME COURT SUCCESS

Pitt has won 18 of its last 20 games at the Petersen Events Center. Pitt owns an 96-10 record and .905 winning percentage in the six-year old Petersen Events Center (16-0 in 2002-03, 19-1 in 2003-04, 13-4 in 2004-05, 16-1 in 2005-06, 16-2 in 2006-07, 16-2 in 2007-08).

Pitt also owns a 40-9 regular season record vs. Big East opponents in the Petersen Events Center. Pitt opened the Petersen Events Center with 34 straight home wins.

PITT BACK IN RANKINGS FOR FIRST TIME IN FOUR WEEKS; OUT FOR FIRST TIME IN 43 CONSECUTIVE WEEKS

At No. 19 in the ESPN/USA Today coaches' poll, Pitt is back in the national rankings for the first time following a four-week hiatus. Pitt has been ranked in 15 of the 20 weeks this year.

Prior to that four-week period, Pitt was ranked among the nation's top-25 teams in the Associated Press poll for 43 consecutive weeks. Since January 7, 2002, Pitt has been ranked among the nation's top-25 in 109 of the previous 118 national polls. Ad-

ditionally, Pitt has been ranked among the nation's top-10 teams in each of the last seven seasons (2001-08).

Last season Pitt was ranked as high as No. 2 for two straight weeks. The No. 2 ranking marked the first time Pitt has been ranked as high in both polls since January 28, 2003. The No. 2 rankings also tied for the highest ranking in school history.

DIXON AND WINNING

In 2006-07, Jamie Dixon (131 wins currently overall) became the first coach in school history to win both 20-plus overall games and 10-plus league games in five consecutive seasons. He also became the first coach to guide Pitt to five straight NCAA Tournaments. Dixon became the fastest coach to reach 100 wins at Pitt.

In 2003-04, Dixon guided Pitt to a 31-5 record, 20-9 slate in 2004-05, 25-8 record in 2005-06, 29-8 slate in 2006-07 and current 26-9 record in 2007-08.

Dixon also ranks first all-time among Big East coaches in conference winning percentage (Big East games only) with a current .680 mark (66-31). See chart on page 4.

Dixon currently sports a .771 winning percentage.

BACK-TO-BACK LOSSES, THREE CONSECUTIVE LOSSES A RARITY FOR PITT, DIXON

For only the second time since he became head coach Jamie Dixon and Pitt lost three consecutive games (Feb. 15-24, 2008): at Marquette, at Notre Dame and vs. Louisville. Dixon's teams have now only lost three in a row on two occasions: Feb. 20-Feb. 26, 2005 (at Villanova, West Virginia and Connecticut).

Pitt dropped back-to-back games at Marquette (Feb. 15, 72-54) and at Notre Dame (Feb. 21, 82-70) for the first time since December, 2006. It also marked just sixth time since Jamie Dixon became head coach that the Panthers dropped back-to-back games in those five seasons.

Already this season, Pitt has avoided dropping back-to-back losses on five different occasions. In games played after losing a contest, Dixon's all-time record is 22-9.

CLOSE QUALITY LOSSES

Pitt has nine losses in 2007-08: at West Virginia (76-62), Louisville (75-73), at Notre Dame (82-70), at Marquette (72-54), Connecticut

(60-53), Rutgers (77-64), at Cincinnati (62-59), at Villanova (one point) and at Dayton (25 points). The West Virginia, Notre Dame, Marquette and Dayton games were by a large margin for Pitt standards.

Over the last five years, Pitt's 39 losses have been by a combined 282 points for a 7.2 average points per loss.

Pitt's eight losses in 2006-07 came by an uncharacteristic average of 10.0 points per game (80 points). Two of the eight losses were either in overtime over double overtime. Pitt's 23-point loss to Georgetown (65-42) in the Big East Championship Final, 14-point loss at Wisconsin (89-75) on Dec. 16 and its 13-point loss to Louisville (66-53) were uncharacteristic of the Pitt program. Pitt's eight losses in 2005-06 came by a combined 33 points and an average of 4.1 points per loss. In 2004-05, Pitt's nine losses came by a combined 52 points (5.8 average margin of loss). In 2003-04, Pitt's five losses came by a combined 22 points for a 4.4 average.

Since Jamie Dixon became head coach, only nine of his 39 losses during his five-year tenure—Pitt's 14-point loss at West Virginia (76-62), a 12-point loss at Notre Dame (Feb. 21, 2008), 18-point loss at Marquette (Feb. 15, 2008), 13-point loss to Rutgers (Jan. 26, 2008), a 25-point loss at Dayton (Dec. 29, 2007), its 23-point loss to Georgetown (March 10, 2007), a 13-point loss to Louisville (66-53 on Feb. 12), its 14-point loss at Wisconsin (89-75 on Dec. 16, 2006) and a 12-point loss to Oklahoma State (63-51) in the 2004 NCAA Regional—came by more than 10 points.

Pitt's 18-point loss at Marquette was Pitt's largest Big East regular season loss since Dixon became head coach.

Amazingly, Dixon has dropped 18 of his 39 games by four points or less.

DIXON AND NON-CONFERENCE SUCCESS

Combining his November and December pre-conference games, Dixon owns a 57-3 record and is 60-4 overall vs. non-conference foes. Previously, Dixon won 45 consecutive games in Nov. and Dec. before dropping a contest at No. 7 Wisconsin on Dec. 16, 2006.

DECEMBER SUCCESS

Pitt Head Coach Jamie Dixon

concluded his fifth December as head coach with a 33-3 record in December contests. Overall against non-conference competition, Dixon sports a 60-4 record and .938 winning percentage.

NOVEMBER SUCCESS

Pitt Head Coach Jamie Dixon concluded November, 2007 with an undefeated 24-0 career record in November contests. Combining his November and December games, Dixon is 56-3 in early season games.

LEVANCE FIELDS IS A CANDIDATE FOR THE BOB COUSY AWARD FOR SECOND CONSECUTIVE SEASON

For the second consecutive season, LeVance Fields is a candidate for the Bob Cousy Award, which honors the nation's top point guard.

As a sophomore last year, Fields was named one of 17 finalists for the award.

Fields is following in the footsteps of successful Pitt point guards as Carl Krauser was a back-to-back finalist in the 2004-05 and 2005-06 seasons. Brandin Knight was a finalist in 2001-02 and 2002-03.

UNDER 70 DEFENSIVE MENTALITY

Defense has been a key ingredient to Pitt's success over the last seven seasons. Following are some defensive notes:

- Pitt has limited 25 of its 35 opponents to 70 points or less in 2007-08. The 10 opponents who have scored over 70 points vs. Pitt this year are: Washington (74 points on Dec. 8), Dayton (80 points on Dec. 29), Lafayette (75 points on Jan. 2), Rutgers (77 on Jan. 26), Marquette (72 on Feb. 15), Notre Dame (82 on Feb. 21), Louisville (75 on Feb. 24), Syracuse (77 on March 1), West Virginia (76 on March 3) and DePaul (79 on March 9).
- In 2006-07, Pitt limited 31 of

its 37 opponents to 70 points or less. Opponents averaged 62.8 points per game against Pitt on the year. Only two of 16 Big East regular season opponents has scored over 70 against Pitt this season (77, Marquette in overtime on Jan. 21, 2007 and 75, Marquette on March 3, 2007).

- In 2005-06, Pitt limited 26 of its 33 opponents to 70 points or less. Only five of 16 Big East regular season opponents in 2005-06 scored more than 70 points against Pitt.
- Over the last four seasons (2004-08), Pitt has limited 51 of its 66 Big East regular season opponents to 70 points or less.
- In 2004-05, Pitt limited 11 of the 16 Big East regular season opponents under 70 points. Only six of its 29 opponents in 2004-05 (at West Virginia-70, at Villanova-80, at West Virginia-83, Penn State-71, Connecticut, 73, at Notre Dame, 77) managed to score 70-plus points against Pitt.
- Pitt has held 63 of its last 82 Big East regular season opponents to 70 points or less dating back to Jan. 12, 2004.
- Additionally, since Jamie Dixon became head coach, Pitt has held 137 of its 170 opponents under 70 points.

HOME SWEET HOME

In a *Sports Illustrated* poll, Big East Conference players voted Pitt's Petersen Events Center as the most difficult place to play in the league. Here are some facts to support that statement:

- Pitt has won 102 of its last 113 home games which includes a 40-game home win streak in 2004.
- Over the last seven seasons, Pitt is a combined 112-11 in home games (16-1 in 2001-02, 16-0 in 2002-03, 19-1 in 2003-04,

13-4 in 2004-05, 16-1 in 2005-06, 16-2 in 2006-07 and 16-2 in 2007-08). Its 19 home wins in 2003-04 set school record for most home victories in a season.

- Pitt has lost just 10 times in the Petersen Events Center and sports a 96-10 record (.906) in the six-year old arena. The 10 losses are to Rutgers, Louisville two times, Connecticut, West Virginia, Syracuse, Bucknell, Georgetown, Seton Hall and Marquette. Louisville is the first opponent to defeat Pitt two times at the Petersen Events Center.
- Pitt won its first 34 consecutive games in the Petersen Events Center. The 34-game win streak to open the new arena ranks third all-time among winning streaks to open new arenas (51-UCLA in 1964, 41-Providence in 1971-72 and 34-Pitt, 2002-04).
- Pitt has won 45 of its last 53 Big East league home games and is 40-9 against Big East opponents in the Petersen Events Center.
- Pitt has won 28 consecutive home games against non-conference opponents at the Petersen Events Center. That tied the record of 28 consecutive non-conference home wins set from Nov. 23, 2002-Jan. 2, 2005. Pitt needs a win its non-conference home opener next year to break the record.
- Pitt owns a 56-1 record vs. non-conference opponents in the Petersen Events Center. Bucknell was the only non-conference team to defeat the Panthers.
- Pitt has won 77 of its last 78 home games against regular season non-conference home opponents. In addition, the Panthers are 81-2 in their last 83 regular season non-conference home games.

JAMIE DIXON COACHING NOTES

TCU '87 • FIFTH YEAR AS HEAD COACH (2003-08) • NINTH YEAR AT PITT (1999-2008)

HEAD COACHING ACHIEVEMENTS

- Guided team to school's second all-time Big East Championship title in 2008, becoming just the second squad to win the title after playing in four consecutive days.
- In 2007-08, became the first coach in school history to guide Pitt to five consecutive 20-win seasons.
- In 2006-07, became the first coach in school history to guide Pitt to five consecutive 20-win seasons and five straight 10-win Big East regular seasons, the only Big East program to achieve those goals in each of the last five years.
- First head coach in school history to lead Pitt to five straight NCAA Tournaments.
- Guided Pitt to two NCAA Sweet Sixteen appearances (2004 and 2007).
- His 131 wins rank fourth among the all-time best starts to an NCAA Division I coaching career after five seasons.
- Is one of only nine coaches in NCAA Division I history to win over 100 games during the first four seasons of a coaching career.
- Reached 100 wins at Pitt faster than any other coach in school history. Dixon needed only 126 games to reach the milestone. Only 14 coaches in the history of college basketball reached 100 career victories faster than Dixon.
- Advanced to the Big East Championship Final in four of his first five seasons as head coach at Pitt with a title in 2008.
- In 2003-04, became the first rookie head coach in Big East history to both guide his team to the league's regular season title

and earn Big East Coach of the Year honors. Dixon earned those accolades after leading the Panthers to their third consecutive Big East regular season title and second all-time outright Big East title.

- His 31 victories as a first-year head coach in 2003-04 rank as the third all-time highest total in NCAA Division I history for a first-year head coach.
- Led Pitt on an 18-game win streak to begin his career and 2003-04 season, a streak which ranks as the third best start for a rookie head coach in NCAA history.
- Guided Pitt to the 2003-04 Big East outright regular season title in his rookie season as head coach.
- Ranks among the top-5 current winningest active coaches by percentage (see chart page 6).

DIXON AS AN ASSISTANT

- Associate Head Coach, University of Pittsburgh (1999-2003).
- Assistant Coach, University of Hawaii (1998-99).
- Assistant Coach, Northern Arizona University (1994-98).
- Assistant Coach, University of Hawaii (1992-94).
- Graduate Assistant, UC-Santa Barbara (1991-92).
- Assistant Coach, Los Angeles Valley Junior College (1989-91).

DIXON COACHING TREE

- Dixon has had several coaches serve under him who have gone on to become head or assistant coaches at other schools: John Alesi, Assistant Coach-Manhattan; David Cox, Assistant Coach, Georgetown;

Joe Lombardi, Head Coach, Indiana (Pa.); Mike Rice, Head Coach-Robert Morris; Barry Rohrssen, Head Coach-Manhattan.

DIXON AS A PLAYER

- Played at Texas Christian University from 1984-87 under head coach Jim Killingsworth.
- All-Southwest Conference selection in 1987, SWC All-Academic selection and led the SWC in assists as a senior in 1986-87.
- Hit game-winning halfcourt shot to defeat Texas as a senior.
- Named MVP of the 1987 All-College Classic in Oklahoma City while guiding TCU to the title.
- Inducted into the TCU Athletic Hall of Fame, 2007.
- Played professionally in the Continental Basketball Association (Lacrosse Catbirds) and overseas in New Zealand.

DIXON AND HIS FAMILY

- Brother of the late Maggie Dixon, who served as head women's basketball coach at the United States Military Academy (2005-06) and as an assistant at DePaul. Maggie passed away in April, 2006). Dixon's Pitt's men's team participated in the first Maggie Dixon Classic, held at West Point. The second Maggie Dixon Classic was held at Madison Square Garden as a women's only event.
- Son of Jim & Marge Dixon who reside in Los Angeles. Sister Julie is an attorney in Los Angeles.
- Wife Jacqueline, son Jack Connor (June 2, 2002) and Shannon Iwalani (Feb. 24, 2004).

DIXON VERSUS OPPONENTS

Opponent	W-L
Alabama	1-0
Albany	1-0
Auburn	2-0
Boston College	3-0
Boston U.	1-0
Bradley	0-1
Bucknell	0-1
Buffalo	2-0
Central Florida	1-0
Chicago State	1-0
Cincinnati	4-1
Connecticut	3-5
Coppin State	2-0
Dayton	1-1
Delaware State	1-0
DePaul	3-0
Duquesne	5-0
Duke	1-0
Florida A&M	1-0
Florida State	2-0
Georgetown	4-4
Georgetown (Ky.)	1-0
Georgia	1-0
Houston Baptist	1-0
Howard	1-0
Lafayette	1-0
Louisville	4-2
Loyola (Md.)	1-0
Kent State	1-0
Maine	1-0
Marquette	3-4
Massachusetts	1-0
Memphis	1-0
Miami, Fla.	1-0
Mississippi Valley State	1-0
Murray State	1-0
New Hampshire	1-0
North Carolina A&T	1-0
Northeastern	1-0
Notre Dame	5-1
Oakland	1-0
Oklahoma State	1-2
Pacific	0-1
Penn State	3-0
Providence	6-0
Richmond	1-0
Robert Morris	4-0
Rutgers	3-1
St. Francis (NY)	1-0
St. Francis (Pa.)	2-0
Saint Louis	1-0
St. John's	4-2
Saint Peters	1-0
Seton Hall	3-2
South Carolina	2-0
South Florida	2-0
Syracuse	6-2
Toledo	1-0
UCLA	0-1
Washington	2-0
West Virginia	6-4
Western Michigan	1-0
William & Mary	1-0
Wisconsin	2-1
Vermont	1-0
Villanova	4-3
Virginia Commonwealth	1-0
Virginia Tech	2-0
Wright State	1-0
Youngstown State	1-0
Career Record	131-39

DIXON BY THE YEARS (2003-08)

Year	Overall		Big East		BET		NCAA		Non-Conf.		Home	
	W-L	Pct.	W-L	Pct.	W-L	Pct.	W-L	Pct.	W-L	Pct.	W-L	Pct.
2003-04	31-5	.861	13-3	.813	2-1	.667	2-1	.667	14-0	1.000	19-1	.950
2004-05	20-9	.689	10-6	.625	0-1	.000	0-1	.000	10-1	.909	13-4	.765
2005-06	25-8	.758	10-6	.625	3-1	.750	1-1	.500	11-0	1.000	16-1	.941
2006-07	29-8	.783	12-4	.750	2-1	.667	2-1	.667	13-2	.867	16-2	.889
2007-08	26-9	.743	10-8	.556	4-0	1.000	0-0	.000	12-1	.923	16-2	.889
Career	131-39	.771	55-27	.670	11-4	.733	5-4	.556	60-4	.938	80-10	.889

JAMIE DIXON ERA HIGHS AND LOWS

PITT TEAM HIGHS & LOWS

Points:	High	103	vs. Houston Baptist (11/9/07)
		100	vs. Notre Dame (1/4/06)
		98	vs. DePaul (3/9/08)
	Low	42	vs. Georgetown (3/10/07)
		46	vs. Syracuse (2/29/04)
		50	at St. John's (1/21/06)
FG Made:	High	42	vs. Houston Baptist (11/9/07)
		42	vs. St. Francis (Pa.) (11/22/03)
		37	Two times
	Low	13	vs. Central Florida (3/19/04)
		16	vs. Georgetown (3/10/07)
		17	Three times
FG Att:	High	92	vs. Houston Baptist (11/9/07)
		79	vs. Penn State (12/10/05)
		67	Two times
	Low	38	at Cincinnati (1/24/07)
		39	vs. St. John's (2/8/05)
FG Pct.:	High	.674	vs. Kent State, 31-46 (3/17/06)
		.627	vs. St. Francis (Pa.), 42-67 (11/22/03)
		.625	vs. Florida State, 35-56 (11/24/06)
	Low	.262	vs. Georgetown, 16-61 (3/10/07)
		.295	vs. Central Florida, 13-44 (3/19/04)
		.297	at Dayton, 19-64 (12/29/07)
3FG Made:	High	14	vs. Albany (11/28/03)
		13	vs. Florida A&M (12/30/06)
		12	Three times
	Low	2	12 times
3FG Att.:	High	34	vs. Houston Baptist (11/9/07)
		31	vs. Florida A&M (12/30/06)
		29	vs. Albany (11/28/03)
		26	vs. Cincinnati (2/28/08)
	Low	6	vs. Rutgers (1/17/04)
		7	vs. Connecticut (3/13/04)
3FG Pct.:	High	.632	at Cincinnati, 12-19 (1/24/07)
		.625	vs. Lafayette, 10-16 (01/02/08)
		.625	vs. South Florida, 10-16 (1/7/07)
		.600	vs. Georgia, 6-10 (12/30/03)
	Low	.091	at Marquette, 1-11 (2/15/08)
		.100	at Connecticut, 2-20 (1/31/06)
		.118	vs. Robert Morris, 2-17 (11/29/06)
FT Made:	High	30	vs. Notre Dame (1/4/06)
		28	at Providence (3/2/04)
		27	vs. Marquette (3/8/07)
	Low	1	vs. New Hampshire (12/27/03)
		3	vs. St. Francis (Pa.) (11/22/03)
FT Att.:	High	46	vs. Notre Dame (1/4/06)
		42	vs. Memphis (12/7/04)
		41	vs. Marquette (3/8/07)
	Low	4	vs. New Hampshire (12/27/03)
		7	at West Virginia (2/27/06)
		7	at Connecticut (1/19/04)
FT Pct.:	High	.909	vs. Bradley, 10-11 (3/19/06)
		.903	at Providence, 28-31 (3/2/04)
		.889	at Connecticut, 16-18 (1/31/06)
		.882	at Syracuse, 15-17 (3/1/08)
	Low	.250	vs. New Hampshire, 1-4 (12/27/03)
		.333	vs. St. Francis (Pa.), 3-9 (11/22/03)
Rebounds:	High	59	vs. Houston Baptist (11/9/07)
		55	vs. Howard (11/20/04)
		53	vs. Loyola (Md.) (11/27/04)
		53	vs. Duke (12/20/07)
	Low	23	vs. Georgetown (1/13/07)
		24	vs. Lafayette (01/02/08)
		25	vs. Virginia Tech (1/6/04)
		25	vs. Cincinnati (2/28/08)
Assists:	High	31	vs. Houston Baptist (11/9/07)
		30	vs. Notre Dame (1/4/06)
		29	vs. St. Francis (Pa.) (11/22/03)
	Low	5	vs. Louisville (3/8/06)
		7	vs. Central Florida (3/19/04)
Steals:	High	16	vs. Houston Baptist (11/9/07)
		16	vs. Buffalo (11/23/07)
		12	vs. St. John's (1/18/05)
		0	vs. Oakland (11/19/06)
Blocks:	High	9	Five times
	Low	0	at Cincinnati (1/24/07)
		0	vs. Syracuse (2/26/04)
Turnovers:	High	25	vs. Howard (11/20/04)
		24	vs. Seton Hall (2/9/04)
		23	at Georgetown (2/24/04)
	Low	4	Louisville (2/24/08)
		6	four times
Fouls:	High	28	vs. Oklahoma State (12/21/06)
		28	vs. Wisconsin (12/16/06)
	Low	7	at Syracuse (1/4/06)

OPPONENT TEAM HIGHS & LOWS

Points:	High	97	vs. Notre Dame (1/4/06)
		95	vs. Oklahoma State (12/21/06)
		89	vs. Wisconsin (12/16/06)
	Low	37	vs. Penn State (12/6/03)
		38	vs. New Hampshire (12/27/03)
		41	vs. Auburn (12/4/05)
		41	vs. St. Francis (Pa.) (12/1/04)
FG Made:	High	34	vs. Notre Dame (1/4/06)
		33	at Miami (1/10/04)
		30	Two times
	Low	14	vs. Penn State (12/6/03)
		15	Six times
FG Att.:	High	83	vs. Notre Dame (1/4/06)
		73	vs. Syracuse (1/23/06)
		71	vs. Virginia Commonwealth (3/17/07)
	Low	38	at Georgetown (2/24/07)
		40	vs. Auburn (12/4/05)
		42	vs. UCLA (3/22/07)
		42	at South Carolina (12/28/05)
FG Pct.:	High	.609	vs. Georgetown, 28-46 (1/13/07)
		.588	at Syracuse, 30-51 (3/1/08)
		.577	vs. Louisville, 30-52 (2/24/08)
		.523	vs. Georgetown, 23-44 (3/10/07)
	Low	.263	vs. New Hampshire, 15-57 (12/27/03)
		.273	at Syracuse, 15-55 (1/24/04)
		.278	vs. St. John's, 15-54 (2/8/05)
3FG Made:	High	17	vs. Lafayette, 17-31 (1/02/08)
		14	vs. Notre Dame (1/4/06)
		14	vs. Notre Dame (2/12/05)
	Low	0	vs. Youngstown State (12/13/03)
		1	Four times
3FG Att.:	High	40	at West Virginia (2/5/05)
		36	at West Virginia (2/27/06)
		36	vs. Notre Dame (1/4/06)
	Low	6	vs. Bradley (3/19/06)
		8	vs. Oklahoma State (3/25/04)
3FG Pct.:	High	.727	vs. Virginia Tech, 8-11 (1/6/04)
		.636	vs. Washington, 7-11 (2/17/07)
		.571	at Louisville, 8-14 (1/15/06)
	Low	.000	vs. Youngstown State, 0-11 (12/13/03)
		.091	vs. Georgia, 1-11 (12/30/03)
FT Made:	High	32	vs. Oklahoma State (12/21/06)
		31	at Wisconsin (12/16/06)
		26	vs. Bradley (3/19/06)
		26	vs. Villanova (3/10/05)
	Low	1	vs. Albany (11/28/03)
		1	vs. William & Mary (1/3/04)
FT Att.:	High	44	at Wisconsin (12/16/06)
		38	vs. Oklahoma state (12/21/06)
	Low	1	vs. Albany (11/28/03)
		4	Two times
FT Pct.:	High	1.000	at Rutgers, 7-7 (1/8/05)
		1.000	vs. Robert Morris, 5-5 (11/24/04)
		.938	vs. Oklahoma State, 15-16 (3/25/04)
	Low	.167	vs. William & Mary, 1-6 (1/3/04)
		.200	vs. Auburn, 3-15 (12/4/05)
Rebounds:	High	47	vs. Oklahoma State (12/21/06)
		45	at Notre Dame (2/21/08)
		44	vs. Louisville (3/9/07)
	Low	18	vs. Georgetown (1/13/07)
		19	vs. William & Mary (1/3/04)
Assists:	High	22	at West Virginia (2/5/05)
		20	vs. Providence (2/25/06)
		20	at Syracuse (3/1/08)
	Low	2	vs. Boston College (3/12/04)
		5	vs. Chicago State (12/17/03)
		7	11 times
Steals:	High	12	vs. Georgetown College, Ky. (12/15/03)
		11	Four times
	Low	0	vs. Notre Dame (1/12/04)
		1	Six times
Blocks:	High	10	vs. Syracuse (1/23/06)
		9	at Connecticut (1/31/06)
		9	at Connecticut (1/19/04)
	Low	0	Eight times
Turnovers:	High	26	vs. Virginia Tech (1/6/04)
		25	vs. Buffalo (11/23/07)
		22	vs. Penn State (12/10/05)
	Low	3	at Rutgers (1/8/05)
		4	at West Virginia (2/5/05)
Fouls:	High	32	vs. Notre Dame (1/4/06)
		31	vs. Virginia Tech (3/11/04)
		29	Two times
	Low	9	vs. New Hampshire (12/27/03)
		10	at Georgetown (2/5/06)

PITT BASKETBALL PERSONALITY PROFILES

KEITH BENJAMIN

- Roommate of teammate Ronald Ramon.
- Nickname is “K-Rucker” because he first started playing basketball at New York City’s Rucker Park at the young age of 14.
- 2004 graduate of Mount Vernon High School where he helped lead his team to the 2004 state title. Sports a red #1 championship ring on his finger.
- Mount Vernon has produced several college/NBA standouts including Scooter McCray, Rodney McCray, Gus Williams, Ray Williams and former Connecticut guard Ben Gordon.
- Finished his four-year high school career at Mount Vernon with a 98-13 overall record.

TYRELL BIGGS

- Lost close to 20 pounds during the summer of 2006, dropping to 240 from 260 pounds. Prior to the start of practice, Dixon rated him as the team’s Most Improved Player.
- Has drawn comparisons to Boston College power forward Craig Smith because of his size and playing style.
- Became the third consecutive Pitt player to earn Windy City Classic All-Star MVP honors last summer in the Chicago All-Star Game. Chris Taft and Ronald Ramon were the previous MVP winners.
- Nickname is T.J. or TBiggs.
- Stood 6-5 inches tall and weighed 230 pounds as an eighth grader.
- Played with Pitt guard Keith Benjamin on the MetroHawks/Riverside Church AAU team.

- Has taken up golf, played the piano and bowls.
- Along with teammates Levance Fields and Gilbert Brown, loves to go bowling.
- Named a McDonalds’ Top-100 All-America Team finalist.

DeJUAN BLAIR

- Nickname is the “Big Fella.”
- Wingspan is that of a 7-foot-2 inch player. He is a 6-foot-7 inch center.
- Grew up in a house just 600 yards from the Petersen Events Center.
- Attended high school a little over a mile from the Petersen Events Center.
- After he committed to Pitt, he claimed that he knew the campus better than Pitt’s coaching staff.
- Is the first Schenley High School player to play basketball at Pitt since Wayne Williams (1975-79) and Sonny Lewis (1976-78)
- Is the first Pittsburgh City League player to compete for Pitt since Darelle Porter (1987-91), who graduated from Perry Traditional H.S.
- Friend of former Pitt center Sam Clancy (1977-81). At 6-foot-7 inches tall, Clancy played center and averaged a double-double in each of his four seasons at Pitt.
- First dunk took place at Pittsburgh’s Ammons Recreation Center as a 6-foot-4-inch eighth grader.
- Favorite player is Shaquille O’Neal but models his game after Charles Barkley.
- Guided nearby Schenley High School to the 2007 state title and a 57-0 career record vs. Pittsburgh City League teams.

- Played on a USA Junior All-Star team that traveled Europe with Pitt teammate Brad Wanamaker.
- Notable alums who attended Schenley High School: NBA All-Star Maurice Lucas, artist Andy Warhol, singer Vivian Reed, Washington Redskins running back Larry Brown, jazz musicians Stanley Turrentine, Ray Brown, Walt Harper, Harvard Law School’s first African-American professor Derrick Bell, Cleveland Browns tight end Darnell Dinkins, professional wrestling’s “living legend” Bruno Sammartino and Nobel laurete Clifford Shull.

GILBERT BROWN

- Earned a medical hardship last year for several injuries.
- Owns a 38-inch vertical leap.
- Relative Troy Drayton played at Penn State.
- Played on the same South Kent Academy team as NBA Draft picks Andray Blatche and Dorell Wright.
- Hobbies and interests include bowling and singing.

MIKE COOK

- Junior transfer from East Carolina University. Cook sat out the 2005-06 Pitt season but participated in practice.
- Mother Dawn Cook (Hoover) played basketball at Temple from 1979-83. She is still ranked among all-time school leaders in rebounding with a 6.0 average. She is now a coach at Philadelphia’s University City High School.
- Last summer, a former team manager had a tee-shirt made up with the words “Who is Mike Cook?”

The tee-shirt made reference to Cook’s outstanding summer league performances.

- Led ECU in scoring (15.0 ppg in 2004-05) and averaged 12.8 points per game and registered 41 double-figure scoring games in two years with the Pirates.
- A Philadelphia native who played high school basketball with current Memphis Grizzlies player Hakim Warrick and Mustafa Shakur (Arizona).
- Transferred to Pitt for its style of basketball, location and league.

CASSIN DIGGS

- Native of Williamsport, Pa. and Williamsport Area H.S., the same high school that produced former Pitt power forward Chevon Troutman.
- Always dreamed about playing at Pitt as a youngster.
- Left handed post player.
- Junior college transfer who has attended Cloud County C.C.

LEVANCE FIELDS

- Dropped nearly 15 pounds over the summer before his junior season.
- Cousin of St. John’s point guard Eugene Lawrence.
- Played at the same high school (Xaverian) attended by former Pitt player and NBA player Chris Taft. Several other Big East players attended Xaverian including Chris Mullin. Former Pitt associate head coach and current Manhattan coach Barry Rohrsen also attended Xaverian.
- Nickname is the “General” and/or “Lee-lee.”

2007-08 PITT PRESEASON RANKINGS/HONORS/AWARDS

PRESEASON RANKINGS & PREDICTIONS

(according to national publications and columns)

National Rankings

- Jeff Goodman, Fox Sports-12
- ACC Basketball Yearbook-13
- Jay Bilas-13
- Andy Katz-14
- Lindy’s-17
- Lindy’s-At-large NCAA selection
- Athlon-2 & out
- The Sporting News-23
- Rivals.com-23
- Dick Vitale-24

CBS Sportsline-24
Gary Parrish, CBS Sportsline-24
NCAA Hoops Today-32

Big East Conference Predictions

- Athlon-4th
- The Sporting News-4th
- Lindy’s-4th

INDIVIDUAL ACCOLADES

Mike Cook

- Lindy’s-All-Big East Second Team
- Lindy’s-nation’s No. 18 shooting guard

Levance Fields

- Athlon-Bob Cousy Award candidate
- The Sporting News-Big East’s Best Under Pressure
- Athlon-All-Big East Third Team
- Lindy’s-nation’s No. 19 point guard
- Lindy’s-All-Big East Second Team

Ronald Ramon

- Lindy’s-Big East’s Top-3 returning 3-point shooters

Sam Young

- Lindy’s-Big East’s Most Exciting Player
- Lindy’s-nation’s No. 19 power forward
- Lindy’s-All-Big East Third Team

RECRUITING CLASSES

National Rankings

- Athlon-21
- Rivals-26

Big East Conference

- Athlon-3rd
- The Sporting News-6th

MAGAZINE COVERS

- Levance Fields, Athlon regional magazine
- Mike Cook, CBS Sportsline

PITT BASKETBALL PERSONALITY PROFILES

- Played in the Jordan Classic All-Star game at Madison Square Garden on April 16, 2005 and finished with 18 points, all in the second half.
- Committed to Pitt on Dec. 6, 2004, a day prior to Pitt's appearance in the Jimmy V. Classic at Madison Square Garden.
- As a high school senior, led Xavierian to eight consecutive wins en route to a state title game appearance.
- Named New York's Player of the Year by the *New York Daily News* and *Newsday*.
- Named a McDonald's Top-100 All-America Team finalist.
- Along with teammates Tyrell Biggs and Gilbert Brown, loves to go bowling.

TIM FRYE

- Walk-on who majors in pre-Business.
- Is the first player at Pitt to wear No. 24 since walk-on Marcus Bowman (2002-05).
- Uncle Dave Frye played basketball at Providence College and uncle Tom Albright played football at Indiana State.

GARY MCGHEE

- Freshman from Anderson, Ind. who became interested in Pitt while visiting family in the Pittsburgh area during a summer.
- Father Gary McGhee competed in track & field at Indiana (1981-82).
- Cousin Aaron McGhee started at power forward and helped lead Oklahoma to the NCAA Final Four in 2002.
- Nickname is "Big G."
- Spent his official visit at Pitt with Aaron Gray. Gray and McGhee are and were in similar stages in their basketball development.

MAURICE POLEN

- Psychology major.
- Talented singer who sang the national anthem before Pitt's men's basketball game against Seton Hall on March 3, 2006.
- A senior walk-on in his third season with Pitt. He was injured during his sophomore season.
- High school coach at West Philadelphia High School was former Pitt basketball player Gerald Jordan (1995-97).
- Other notable players who attended his high school include: Gene Banks, Jordan, Ricardo Lovelace and Clarence Tillman.
- Related to Eric Williams, who plays football for the Dallas Cowboys.

RONALD RAMON

- Roommate of teammate Keith Benjamin.
- Father Ricardo Ramon, a professional basketball player, spent a month in Pittsburgh this summer working out Ronald and several of his teammates. He was in town to assist Ronald's recovery from shoulder surgery.
- Interned at FSN Pittsburgh this summer.
- Nickname is "Double-R" for Ronald Ramon. Krauser nabbed him "Double-R with the Radar."
- Hails from a basketball family as his father Ricardo Ramon played professional basketball in the Dominican Republic, Brazil and Argentina. His role model is his father because he "showed him everything."
- Played for one of the nation's top AAU basketball programs, the New York Gauchos. Other Pitt basketball players who played for the Gauchos include Jerry McCullough, Eric Mobley and current assistant coach Orlando Antigua.

- Native Dominican who follows in the footsteps of several former Pittsburgh Dominican players including Ricardo Greer, Jaime Peterson and Orlando Antigua.
- Invited to play on the Dominican Republic basketball team during the summer of 2006, but his schedule would not allow it.
- Fluent in Spanish.
- All Hallows High School retired his jersey No. 14 at the conclusion of his career.
- Named Most Valuable Player at the Wendy's All-Star Shootout in Chicago after scoring 23 points, hitting five 3-pointers (including three in the final five minutes) and registering three assists.

BRAD WANAMAKER

- Played on a USA Junior All-Star team that traveled Europe with Pitt teammate DeJuan Blair.
- Has a twin brother Brian, who played on his high school and AAU teams.
- Invited to compete for a roster spot on the 2007 USA Basketball Under-19 World Championship team during last summer.
- Pitt senior Mike Cook played in his AAU program, Positive Image.
- Philadelphia Inquirer and Philadelphia Daily News Player of the Year in 2007.
- Twin brother Brian is a freshman guard at Central Connecticut State in the Northeast Conference.


SAM YOUNG

- Inspiration for playing the piano and taking lessons comes from his blind brother Michael Spriggs. Sam has taken several piano courses at both Pitt and in high school. He was also featured while playing the piano on ESPN during Pitt's game at Syracuse in 2007.

- Named the 2004-05 National Prep School Player of the Year by Scout.com.
- Has drawn comparisons to former Villanova forward Curtis Sumpter because of his size and playing style.
- Favorite sports figure is Michael Jordan and also sports his number 23.
- Interested in gymnastics because of his natural ability. When Young was visiting Pitt on his recruiting trip, the coaches took him on a tour of the athletic facilities. When he saw the gymnastics equipment, he started doing several tricks and backflips.
- Also performed a gymnastics routine for ESPN prior to a game in 2005-06.
- Prior to his senior season at Friendly H.S., promised his coach that he would do back flips if his team won the state title, then held true on his promise after he led the team to the championship.
- Owns a 35-inch vertical leap.

AUSTIN WALLACE

- Leads Pitt in its pre-game warmup before the team heads to the bench for pre-game introductions. Wallace gets in the center of Pitt's circle and pumps up the Panthers.
- Nickname is "A-Wall."
- LaSalle Academy product of the Bronx, N.Y. LaSalle has also produced several notable athletes including Sacramento Kings forward Ron Artest, former Milwaukee Bucks guard Shamgod Wells and former Pittsburgh Pirates pitcher John Candelaria, who is the school's all-time leading scorer in basketball.
- Played on same AAU team as current Pitt guards Levance Fields and Ronald Ramon.



I • KEITH BENJAMIN

GUARD • 6-2 • 190 • SR • 3L • MOUNT VERNON, N.Y./MOUNT VERNON H.S.

CAREER

- Played in 121 career games with 27 starts.

2007-08

- Has seen action in all 35 games including each of the last 23 starts.
- Reached double figure scoring in 16 games with two 20-point contests.
- Averged 6.8 points and 4.0 rebounds in four Big East Championship games.
- Scored 15 points (4-8 FG) with five rebounds in Big East Tourney First Round game vs. Cincinnati, 3/12.
- Finished with 12 points (3-6 3FG) with five assists vs. DePaul, 3/9.
- Scored 17 points (6-11 FG), hit 3-7 3-pointers, grabbed career-highs of four offensive and

seven overall rebounds and finished with three steals at Syracuse, 3/1.

- Finished with 11 points and hit two clutch 3-pointers (2-4) in 37 minutes vs. Cincinnati, 2/27.
- Scored 15 points (6-10 FG) and hit 3-6 3-pointers in 30 minutes at Notre Dame, 2/21.
- Grabbed six rebounds at Marquette, 2/15.
- Scored 10 points (5-9 FG) with three assists in 32 minutes vs. Providence, 2/12.
- Setup Ronald Ramon with game-winning 3-pointer with penetrate and pass play, scored 10 points vs. West Virginia, 2/7.
- Finished with a career-high seven assists along with eight points in a career-high tying 37 minutes vs. Villanova, 1/30.
- Finished with 11 points (3-6 3FG) in a career-high 37 minutes vs. Rutgers, 1/26.
- Scored nine points (2-3 3FG) with four assists and three steals at St. John's, 1/23.
- Scored 11 points and hit 3-9 3-pointers in 32 minutes at Cincinnati, 1/19.
- Finished with a game-high 18 points (5-10 FG), hit 2-3 3-pointers and 6-8 free throws in 36 minutes vs. Georgetown, 1/14.
- Scored all 12 of his points in the second half, hit 3-5 3-pointers and dished out career-

highs for assists (6) and steals (3) in 36 minutes vs. Seton Hall, 1/12.

- Tied or set career-highs for scoring (20 points), field goals made (8), field goal attempts (12) and minutes played (37) and hit 3-5 3-pointers at South Florida, 1/9.
- Played in a career-high 33 minutes, scored 15 points (6-9 FG) and hit 3-5 3-pointers before fouling out at Villanova, 1/6.
- Started first game in 52 consecutive contests vs. Lafayette on 1/2. His previous start came on March 11, 2006 vs. Syracuse in the Big East Championship Final.
- Set career-highs for points (20), assists (5), field goals made (7), free throws made (4), free throw attempts (4) and minutes played (32) in leading Pitt to a win vs. Lafayette, 1/2.
- Scored seven points in a season-high 30 minutes at Dayton, 12/29.
- Hit key 3-pointer, scored five points in 13 minutes vs. Oklahoma State, 12/15.
- Scored a career-high 17 points (6-8 FG), hit 3-4 3-point field goals and finished with three steals vs. Buffalo, 11/23.
- Tied or set career-highs for points (16), field goals made (6), field goal attempts (11), 3-pointers made (4), 3-pointers attempted (8) vs. Houston Baptist, 11/9.

CAREER HIGHS

Points: 20, two times- at South Florida, 1/9/08; Lafayette, 1/2/08.
 FG made: 8, at South Florida, 1/9/08.
 FG attempts: 12, two times- West Virginia, 2/7/08; at South Florida, 1/9/08.
 3FG Made: 4, Houston Baptist, 11/9/07.
 3FG attempts: 9, at Cincinnati, 1/19/08.
 FT made: 6, Georgetown, 1/14/08.
 FT attempts: 8, Georgetown, 1/14/08.
 Rebounds: 7, at Syracuse, 3/1/08.
 Off. Rebs.: 4, at Syracuse, 3/1/08.
 Def. Rebs.: 5, two times- at Marquette, 2/15/08; Syracuse, 1/23/06.
 Assists: 7, Villanova, 1/30/08.
 Steals: 3, five times- last at Syracuse, 3/1/08.
 Minutes: 37, five times- last at Syracuse, 3/1/08.

2007-08 SEASON HIGHS

Points: 20, two times- at South Florida, 1/9; Lafayette, 1/2.
 Rebounds: 7, at Syracuse, 3/1.
 Assists: 7, Villanova, 1/30.
 Steals: 3, five times- at Syracuse, 3/1/08; at Connecticut, 2/2; at St. John's, 1/23; Seton Hall, 1/12; Buffalo, 11/23.
 Blocks: 0
 Minutes: 37, five times- at Syracuse, 3/1; Cincinnati, 2/27; Villanova, 1/30; Rutgers, 1/26; at South Florida, 1/9.

CAREER NUMBERS

Double-Doubles:	0
Points-Rebounds:	0
Points-Assists:	0
20+ point games:	2
10+ point games:	23
10+ assist games:	0
10+ rebound games:	0
5+ rebound games:	10
5+ assist games:	3
30+ minute games:	16
40+ minute games:	0


KEITH BENJAMIN'S CAREER STATISTICS

OVERALL STATISTICS

SEASON	TEAM	GPGS	MIN	TOTAL		3-POINTERS		FT-FTA		REBOUNDS				PF-FO	Δ	TO	BLK	ST	PTS-AVG					
				FG-FGA	PCT	FG-FGA	PCT	PCT	PCT	OFF-DEF	TOT-AVG													
2004-05	Pitt	18-0	182	17	47	.362	4	15	.267	2	5	.400	8	25	33	1.8	14	0	9	16	1	7	40	2.2
2005-06	Pitt	31-4	469	55	128	.430	14	36	.389	19	32	.594	30	59	89	2.9	33	0	30	19	4	10	143	4.6
2006-07	Pitt	37-0	419	50	119	.420	12	47	.255	11	23	.478	14	42	56	1.5	34	0	28	22	1	12	123	3.3
2007-08	Pitt	35-23	927	119	268	.444	50	132	.379	36	56	.643	32	66	98	2.8	66	1	73	56	3	31	324	9.3
	Career	121-27	1997	241	562	.429	80	230	.348	68	116	.586	84	192	276	2.3	147	1	140	113	9	60	630	5.2

BIG EAST STATISTICS

SEASON	TEAM	GPGS	MIN	TOTAL		3-POINTERS		FT-FTA		REBOUNDS				PF-FO	Δ	TO	BLK	ST	PTS-AVG					
				FG-FGA	PCT	FG-FGA	PCT	PCT	PCT	OFF-DEF	TOT-AVG													
2004-05	Pitt	9-0	91	6	18	.333	3	9	.333	2	5	.400	3	11	14	1.6	7	0	6	10	1	4	17	1.9
2005-06	Pitt	16-0	241	33	66	.500	8	17	.471	13	22	.591	14	31	45	2.8	16	0	15	8	1	5	87	5.4
2006-07	Pitt	16-0	184	21	53	.396	6	23	.261	4	9	.444	4	16	20	1.3	14	0	14	8	0	5	52	3.3
2007-08	Pitt	18-18	601	75	165	.455	33	82	.402	22	37	.595	17	37	54	3.0	41	1	44	37	1	20	205	11.4
	Career	59-18	1117	135	302	.448	50	131	.382	41	75	.547	38	95	133	2.3	78	1	79	63	3	34	361	6.1



31 • MIKE COOK

GUARD/FORWARD • 6-4 • 215 • SR • IL • PHILADELPHIA, PA./EAST CAROLINA/FRIENDS CENTRAL H.S.

CAREER

- Sidelined for season with a torn ACL in his left knee. He suffered injury while driving to the basket during the overtime period of the Duke game, 12/21.
- Started 48 consecutive games from Nov. 19, 2005-Dec. 20, 2007.
- In four-year collegiate career at both East Carolina and Pitt, has totaled 1,204 points (11.7 ppg.) and 293 assists (2.8 apg.) in 103 games.

- Transferred from East Carolina following the 2004-05 season and sat out due to NCAA transfer rules in 2005-06.

2007-08

- Started all 11 games at small forward.
- Reached double figure scoring in seven of his 11 games played.
- Scored 15 points (7-8 FT), hit two 3-pointers in 29 minutes vs. Oklahoma State, 12/15.
- Finished with 14 points (4-8 FG) with a season-high six assists at Washington, 12/8.
- Scored 12 points including 10 in the first half and grabbed

- four rebounds in 35 minutes at Duquesne, 12/5.
- Finished with 11 points (4-4 FG) and six assists in 24 minutes vs. Boston U., 11/27.
- Scored eight points, pulled down five rebounds vs. Buffalo, 11/23.
- Scored 13 points (4-6 FG) with a 3-pointer and five assists vs. North Carolina A&T, 11/10.
- Finished with 13 points (5-12 FG) with six rebounds and three steals vs. Houston Baptist, 11/9.

***CAREER HIGHS**

Points: 24, vs. South Carolina, 12/20/04.
 FG made: 10, at Charlotte, 1/8/05.
 FG attempts: 25, at Western Carolina, 12/7/04.
 3FG Made: 3, two times- Florida A&M, 12/30/06; vs. South Carolina, 12/20/04.
 3FG attempts: 9, at Western Carolina, 12/7/04.
 FT made: 10, vs. Pepperdine, 11/17/04.
 FT attempts: 14, vs. Pepperdine, 11/17/04.
 Rebounds: 9, vs. Belmont-Abbey, 11/28/04.
 Off. Rebs.: 5, at Cincinnati, 1/28/04.
 Def. Rebs.: 8, vs. Belmont-Abbey, 11/28/04.
 Assists: 12, vs. Belmont-Abbey, 11/28/04.
 Steals: 3, two times- Houston Baptist, 11/9/07; vs. Charlotte, 2/7/04.
 Blocks: 1, seven times.
 Minutes: 43, vs. Marquette, 2/12/05.

***CAREER NUMBERS**

Double-Doubles:	0
Points-Rebounds:	0
Points-Assists:	0
20+ point games:	0
10+ point games:	28
10+ assist games:	0
10+ rebound games:	0
5+ rebound games:	10
5+ assist games:	7
30+ minute games:	9
40+ minute games:	1

**Pitt career only*

2007-08 SEASON HIGHS

Points: 15, Oklahoma State, 12/15.
 Rebounds: 6, Houston Baptist, 11/9.
 Assists: 6, two times- at Washington, 12/8; Boston U., 11/27.
 Steals: 3, Houston Baptist, 11/9.
 Blocks: 1, three times.
 Minutes: 35, at Duquesne, 12/5.
**Combining his career at East Carolina and Pitt.*

MIKE COOK'S CAREER STATISTICS

OVERALL STATISTICS

SEASON	TEAM	GP-GS	MIN	TOTAL			3-POINTERS			REBOUNDS				PF-FO	Δ	TO	BLK	ST	PTS-AVG					
				FG-FGA	PCT	FT-FTA	PCT	FG-FGA	PCT	FT-FTA	PCT	OFF-DEF	TOT-AVG											
2003-04	East Carolina	27-14	700	106	252	.421	8	41	.195	62	95	.653	29	65	94	3.5	55	3	85	80	2	18	282	10.4
2004-05	East Carolina	28-25	925	157	424	.370	30	95	.316	77	106	.726	29	83	112	4.0	59	1	84	111	5	24	421	15.0
2006-07	Pitt	37-37	940	138	277	.498	22	46	.478	89	129	.690	44	81	125	3.4	62	1	95	63	2	22	387	10.5
2007-08	Pitt	11-11	274	38	88	.432	8	23	.348	30	36	.833	9	22	31	2.8	16	0	29	20	3	6	114	10.4
	<i>Pitt Career</i>	<i>48-48</i>	<i>1214</i>	<i>176</i>	<i>365</i>	<i>.482</i>	<i>30</i>	<i>69</i>	<i>.435</i>	<i>119</i>	<i>165</i>	<i>.721</i>	<i>53</i>	<i>103</i>	<i>156</i>	<i>3.3</i>	<i>78</i>	<i>1</i>	<i>124</i>	<i>83</i>	<i>5</i>	<i>28</i>	<i>501</i>	<i>10.4</i>
	Career	103-87	2839	439	1041	.421	68	205	.332	258	366	.705	111	251	362	3.5	192	5	293	274	12	70	1204	11.7

BIG EAST STATISTICS

SEASON	TEAM	GP-GS	MIN	TOTAL			3-POINTERS			REBOUNDS				PF-FO	Δ	TO	BLK	ST	PTS-AVG					
				FG-FGA	PCT	FT-FTA	PCT	FG-FGA	PCT	FT-FTA	PCT	OFF-DEF	TOT-AVG											
2006-07	Pitt	16-16	413	50	111	.450	8	19	.421	30	44	.682	16	32	48	3.0	32	1	46	30	1	6	138	8.6
2007-08	Pitt																							
	Career	16-16	413	50	111	.450	8	19	.421	30	44	.682	16	32	48	3.0	32	1	46	30	1	6	138	8.6

Did Not Play Conference Season (Out for season on Dec. 20)



4 • RONALD RAMON

GUARD • 6-1 • 185 • SR • 3L • BRONX, N.Y./ALL HALLOWS

CAREER

- Played in 133 games with 68 starts.
- Became the 36th player in school history to surpass 1,000 career points.

2007-08

- Named co-recipient of the Big East Sportsmanship Award.
- Started all 35 games (21 at off guard, 14 at point guard).
- Has an outstanding season assist:turnover ratio of 2.60.
- During the 12 games that LeVance Fields was sidelined with an injury, contributed 67 assists and only 22 turnovers for an outstanding 3.04 assist:turnover ratio.
- Reached double figure scoring in 15 games on season and double figure assists in one contest.
- Reached double figure scoring

CAREER NUMBERS

Double-Doubles:	1
Points-Rebounds:	0
Points-Assists:	1
20+ point games:	2
10+ point games:	52
10+ assist games:	0
10+ rebound games:	0
5+ rebound games:	9
10+ assist games:	1
5+ assist games:	20
30+ minute games:	45
40+ minute games:	1

and hit at least two 3-pointers in each of his last five games.

- Has hit at least one 3-pointer in 27 of 35 games on the year.
- Averaged 14.0 points, 5.3 rebounds, reached double figure scoring in four games and hit 11-23 3-point field goals (.478) in four Big East Championship games
- Led Pitt with 17 points (2-5 3FG), hit 7-10 free throws, grabbed five rebounds and had three steals in Big East Championship Final vs. Georgetown, 3/15.
- Scored 15 points (5-10 FG) with five rebounds in Big East Semifinal vs. Marquette, 3/14.
- Played a career-high 42 minutes and scored 13 points (3-6 3FG) in Big East Quarterfinal vs. Louisville, 3/13.
- Hit 4-7 3-pointers, grabbed a career-high seven rebounds in Big East First Round vs. Cincinnati, 3/12.
- Scored 12 points (5-11 FG), hit 2-6 3-pointers in 35 minutes at Syracuse, 3/1.
- Surpassed the 1,000-point career mark, hit three 3-pointers in 11 attempts vs. Cincinnati, 2/27.
- Finished with 11 points (3-6 3FG) with four assists in 29 minutes vs. Louisville, 2/24.
- Hit a career-high tying 5-7 3-pointers, dished out six assists and scored 15 points in 34 minutes vs. Providence, 2/12.
- Hit game-winning, buzzer beating 3-pointer from corner,

- scored eight points in 34 minutes vs. West Virginia, 2/7.
- Scored 10 points (2-5 3FG) in 31 minutes vs. Villanova, 1/30.
- Scored 16 points (7-9 FT) with five rebounds, five assists and two steals in 31 minutes at St. John's, 1/23.
- Dished out a game-high eight assists with only two turnovers in a career-high tying 38 minutes at Cincinnati, 1/19.
- Scored a game-high 18 points (6-9 FG), hit 4-6 3-pointers and dished out four assists in 36 minutes vs. Georgetown, 1/14.
- Scored 14 points (5-11 FG), hit 4-8 3-pointers and dished out eight assists in 38 minutes vs. Seton Hall, 1/12.
- Dished out seven assists in 33 minutes at South Florida, 1/9.
- Registered his first career double-double with a career-high 10 assists, 11 points (3-4), hit 3-4 3-pointers with no turnovers and four rebounds in win over Lafayette, 1/2.
- Scored 10 points (2-5 3FG) with five assists and three steals in 34 minutes vs. Oklahoma State, 12/15.
- Tied a career-high with a 5-5 3-point performance, scored a season-high 15 points in 22 minutes vs. Boston U., 11/27.
- Scored 12 points on 4-5 3FG shooting vs. North Carolina A&T, 11/10.
- Started first career contest in 37 consecutive games in season opener vs. Houston Baptist, 11/9.

CAREER HIGHS

Points: 21, two times- Marquette, 1/21/07; at Rutgers, 1/8/05.
 FG made: 7, at Rutgers, 1/8/05.
 FG attempts: 14, at Wisconsin, 12/16/06.
 3FG Made: 5, four times- Providence, 2/12/08; Boston, U, 11/27/07; vs. Western Michigan, 11/12/06; at Rutgers, 1/8/05.
 3FG attempts: 11, Cincinnati, 2/27/08.
 FT made: 7, three times- vs. Georgetown, 3/15/08; Marquette, 1/21/07; Rutgers, 1/18/06.
 FT attempts: 10, vs. Georgetown, 3/15/08.
 Rebounds: 7, two times- vs. Cincinnati, 3/12/08; vs. Wright State, 3/15/07.
 Off. Rebs.: 2, Howard, 11/20/04.
 Def. Rebs.: 6, vs. Wright State, 3/15/07.
 Assists: 10, Lafayette, 1/2/08.
 Steals: 5, at St. John's, 1/18/05.
 Blocks: 1, two times.
 Minutes: 42, vs. Louisville, 3/13/08.

2007-08 SEASON HIGHS

Points: 18, Georgetown, 1/14.
 Rebounds: 7, vs. Cincinnati, 3/12.
 Assists: 10, Lafayette, 1/2.
 Steals: 3, two times- vs. Georgetown, 3/15; Oklahoma State, 12/15.
 Blocks: 0.
 Minutes: 42, vs. Louisville, 3/13.

RONALD RAMON'S CAREER STATISTICS

OVERALL STATISTICS

SEASON	TEAM	GP-GS	MIN	TOTAL			3-POINTERS			REBOUNDS				PF-FO	A	TO	BLK	ST	PTS-AVG					
				FG-FGA	PCT	PCT	FG-FGA	PCT	PCT	FT-FTA	PCT	OFF-DEF	TOT-AVG											
2004-05	Pitt	28-4	732	62	171	.363	43	128	.336	24	31	.774	11	36	47	1.7	58	1	52	23	0	24	191	6.8
2005-06	Pitt	33-29	822	81	175	.463	49	118	.415	54	65	.831	7	39	46	1.4	60	0	73	34	1	22	265	8.0
2006-07	Pitt	37-0	884	97	209	.464	74	164	.451	59	68	.868	6	60	66	1.8	73	0	81	58	3	20	327	8.8
2007-08	Pitt	35-35	1107	96	242	.397	65	171	.380	44	62	.710	15	74	89	2.5	63	0	130	50	2	32	301	8.6
	Career	133-68	3545	336	797	.422	321	581	.398	181	226	.801	39	209	248	1.9	254	1	336	165	6	98	1084	8.8

BIG EAST STATISTICS

SEASON	TEAM	GP-GS	MIN	TOTAL			3-POINTERS			REBOUNDS				PF-FO	A	TO	BLK	ST	PTS-AVG					
				FG-FGA	PCT	PCT	FG-FGA	PCT	PCT	FT-FTA	PCT	OFF-DEF	TOT-AVG											
2004-05	Pitt	15-0	410	34	91	.374	23	66	.348	17	23	.739	4	24	28	1.9	33	0	30	14	0	16	108	7.2
2005-06	Pitt	16-16	425	47	91	.516	32	63	.508	26	33	.788	5	21	26	1.6	28	0	35	22	0	9	152	9.5
2006-07	Pitt	16-0	393	40	86	.465	30	67	.448	38	43	.884	2	24	26	1.6	28	0	30	16	1	7	148	9.3
2007-08	Pitt	18-18	600	50	129	.388	34	91	.374	17	22	.773	5	29	34	1.9	37	0	82	29	1	17	151	8.4
	Career	65-34	1828	171	397	.431	119	287	.415	98	121	.810	18	98	116	1.8	98	0	171	81	2	49	559	8.6



5 • TYRELL BIGGS

FORWARD • 6-8 • 240 • JR • 2L • NANUET, N.Y./DON BOSCO PREP (N.J.)

2007-08

- Played in all 35 games with one start (Toledo).
- Reached double figure scoring in four games and double figure rebounding in two on year.
- Averaged 5.5 points (8-12 FG) with 4.8 rebounds per game in four Big East Championship Games off the bench.
- Finished with nine points (4-6 FG) with two steals in 24 minutes at Marquette, 2/15.
- Grabbed six rebounds and scored four points vs. West Virginia, 2/7.
- Set career-highs for free throws made (8), free throw attempts (12), scored 14 points with four rebounds in 26 minutes vs. Villanova, 1/30.
- Finished with six points (3-7 FG) with five rebounds in a

career-high tying 26 minutes at Cincinnati, 1/19.

- Scored seven points with three rebounds in 19 minutes vs. Georgetown, 1/14.
- Grabbed 10 rebounds including a career-high six defensive, scored eight points (4-7 FG) in 19 minutes vs. Seton Hall, 1/12.
- Grabbed seven rebounds (four offensive) in a career-high 26 minutes at South Florida, 1/9.
- Scored seven points (3-8 FG) with five rebounds (four offensive) in 23 minutes at Villanova, 1/6.
- Set or tied career-highs for points (19), field goals made (9), field goal attempts (11), blocked shots (2) and minutes played (26) in win over Lafayette, 1/2.
- Grabbed five offensive rebounds and scored six points in 22 minutes at Dayton, 12/

29.

- Grabbed four rebounds (all four offensive) in 16 minutes vs. Duke, 12/20.
- Played 20 minutes with four points and four rebounds at Washington, 12/8.
- Set career-highs for rebounds (11), offensive rebounds (five) and defensive rebounds (six) and scored six points in 24 minutes of first career start vs. Toledo, 12/1.
- Finished with a career-high two blocks, six points (3-3 FG) in 19 minutes vs. Boston U., 11/27.
- Scored a career-high 12 points (4-5 FG) with four rebounds in a career-high 26 minutes played vs. Buffalo, 11/23.
- Scored 10 points (5-8 FG) with four rebounds in 22 minutes vs. Mississippi Valley State, 11/15.
- Played 23 minutes, scored six points and pulled down five rebounds vs. North Carolina A&T, 11/10.

CAREER HIGHS

Points: 19, Lafayette, 1/2/08.
 FG made: 9, Lafayette, 1/2/08.
 FG attempts: 11, Lafayette, 1/2/08.
 3FG made: 1, five times.
 3FG attempts: 3, USE, 1/7/07.
 FT made: 8, Villanova, 1/30/08.
 FT attempts: 12, Villanova, 1/30/08.
 Rebounds: 11, Toledo, 12/1/07.
 Off. Rebs.: 5, three times- Rutgers, 1/26/08; at Dayton, 12/29/07; Toledo, 12/1/07.
 Def. Rebs.: 6, three times- vs. Marquette, 3/14/08; Seton Hall, 1/12/08; Toledo, 12/1/07.
 Assists: 3, Houston Baptist, 11/9/07.
 Steals: 2, two times- at Marquette, 2/15/08; Florida State, 11/24/06.
 Blocks: 2, five times- at St. John's, 1/23/08; Lafayette, 1/2/08; Boston U., 11/27/07; Duquesne, 12/6/06; Wisconsin, 12/31/05.
 Minutes: 31, vs. Marquette, 3/14/08.

2007-08 SEASON HIGHS

Points: 19, Lafayette, 1/2.
 Rebounds: 11, Toledo, 12/1.
 Assists: 3, Houston Baptist, 11/9.
 Steals: 2, at Marquette, 2/15.
 Blocks: 2, three times- at St. John's, 1/23; Lafayette, 1/2; Boston U., 11/27.
 Minutes: 31, vs. Marquette, 3/14.

CAREER NUMBERS

Double-Doubles:	0
Points-Rebounds:	0
Points-Assists:	0
20+ point games:	0
10+ point games:	8
10+ rebound games:	2
5+ rebound games:	13
5+ assist games:	0
30+ minute games:	1
40+ minute games:	0

TYRELL BIGGS' CAREER STATISTICS

OVERALL STATISTICS

SEASON	TEAM	GP-GS	MIN	TOTAL				3-POINTERS				REBOUNDS				PF-FO	A	TQ	BLK	ST	PTS-AVG			
				FG-FGA	PCT	FG-FGA	PCT	FT-FTA	PCT	OFF-DEF	TOT-AVG													
2005-06	Pitt	31-0	254	23	59	.390	0	0	.000	10	13	.769	15	20	35	1.1	29	0	4	13	8	3	56	1.8
2006-07	Pitt	37-0	415	49	98	.500	4	15	.267	18	28	.643	22	46	68	1.8	55	1	24	17	5	8	120	3.2
2007-08	Pitt	35-1	703	77	159	.484	2	10	.200	40	66	.606	73	70	143	4.1	79	1	17	32	15	10	196	5.6
	Career	103-1	1372	149	316	.472	6	25	.240	68	107	.636	110	136	246	2.4	163	2	45	62	28	21	372	3.6

BIG EAST STATISTICS

SEASON	TEAM	GP-GS	MIN	TOTAL				3-POINTERS				REBOUNDS				PF-FO	A	TQ	BLK	ST	PTS-AVG			
				FG-FGA	PCT	FG-FGA	PCT	FT-FTA	PCT	OFF-DEF	TOT-AVG													
2005-06	Pitt	16-0	96	7	26	.269	0	0	.000	8	10	.800	8	10	18	1.1	12	0	2	4	1	0	22	1.4
2006-07	Pitt	16-0	139	16	34	.471	3	8	.375	8	14	.571	9	15	24	1.5	23	1	7	9	1	1	43	2.7
2007-08	Pitt	18-0	346	34	82	.415	2	4	.500	18	30	.600	35	33	68	3.8	36	0	5	15	7	5	88	4.9
	Career	50-0	581	57	142	.401	5	12	.417	34	54	.630	52	58	110	2.2	71	1	14	28	9	6	153	3.1



2 • LEVANCE FIELDS

GUARD • 5-10 • 190 • JR • 2L • BROOKLYN, N.Y./XAVIERIAN

CAREER

- Sidelined with factured left foot (fifth metatarsil) suffered during the Dayton game on 12/29 but after a 12-game rehabilitation period, saw his first action at Marquette on 2/15.
- Started 49 consecutive games from Nov. 19, 2005-Dec. 29, 2007.

2007-08

- Preseason All-Big East honorable mention selection.
- Earned Big East All-Tournament honors after averaging 11.3 points, 5.5 assists and 4.0 rebounds per game.
- Named Big East Player of the Week (Dec. 23) following his performance vs. Duke.
- Reached double figure scoring in seven consecutive games.

CAREER NUMBERS

Double-Doubles:	0
Points-Rebounds:	0
Points-Assists:	0
20+ point games:	4
10+ point games:	44
10+ assist games:	0
10+ rebound games:	0
5+ rebound games:	22
5+ assist games:	35
30+ minute games:	39
40+ minute games:	2

- Started the first 12 contests and each of the last nine games.
- Has stellar assist:turnover ratio of 3.18 (124 assists, 39 turnovers).
- Missed triple-double by a rebound and an assist with 11 points and career-highs of nine rebounds and nine assists vs. DePaul, 3/9.
- Led team with 15 points (5-14 FG), hit 2-5 3-pointers, dished out four assists in 36 minutes at West Virginia, 3/3.
- Hit 8-8 free throws, dished out five assists, scored 13 points in 26 minutes at Syracuse, 3/1.
- Hit key 3-pointer, finished with five assists in 35 minutes vs. Cincinnati, 2/27.
- Made first start in 14 games, scored eight points (4-13 FG) with seven assists and no turnovers vs. Louisville, 2/24.
- Saw action in 25 minutes, scored 10 points and finished with five assists at Notre Dame, 1/21.
- In first action since Dec. 29 and 12 games, played in 20 minutes, scored four points and finished with two assists.
- Scored 13 points (4-10 FG) and hit 2-6 3-pointers in 22 minutes before injuring his foot with 15:45 left in the game at Dayton, 12/29.
- Hit game-winning fadeaway 3-pointer with 4.7 seconds in overtime, scored season-high 21 points (7-13 FG), hit 3-7 3-pointers and dished out four assists in 40 minutes vs. Duke, 12/20.
- Finished with 17 points (7-10 FG) with six assists in 33 minutes vs. Oklahoma State, 12/15.
- Scored a game-high 20 points (7-9 FG) with five rebounds in 36 minutes at Washington, 12/8.
- Scored 10 points with five rebounds and five assists in 35 minutes at Duquesne, 12/5.
- Finished with a career-high tying nine assists and five rebounds in 30 minutes vs. Toledo, 12/1.
- Scored 11 points (5-7 FG) with eight assists in 24 minutes vs. Boston U., 11/27.
- Scored 15 points (6-10 FG) with seven assists and five rebounds in 22 minutes vs. Buffalo, 11/23.
- Earned Hispanic College Fund Challenge All-Tournament honors after averaging 9.7 points, 3.7 rebounds, 5.7 assists and finishing with a 4.25 assist:turnover ratio.
- Scored 16 points on 7-10 FG shooting, dished out six assists and grabbed four rebounds vs. Saint Louis, 11/11.

CAREER HIGHS

Points: 24, at Syracuse, 1/4/07.
 FG made: 9, at Syracuse, 1/4/07.
 FG attempts: 15, at Syracuse, 1/4/07.
 3FG Made: 6, at Cincinnati, 1/24/07.
 3FG attempts: 8, two times- at Syracuse, 3/1/08; at Marquette, 3/3/07.
 FT made: 8, three times- at Syracuse, 3/1/08; Washington, 2/17/07; Notre Dame, 1/4/06.
 FT attempts: 14, Notre Dame, 1/4/06.
 Rebounds: 9, two times- DePaul, 3/9/08; at Marquette, 3/3/07.
 Off. Rebs.: 3, two times- vs. Bradley, 3/19/06; Cincinnati, 2/12/06.
 Def. Rebs.: 8, two times- DePaul, 3/9/08; at Auburn, 12/3/06.
 Assists: 9, four times- DePaul, 3/9/08; Toledo, 12/1/07; vs. Wright State, 3/15/07; vs. Western Michigan, 11/12/06.
 Blocks: 1, two times.
 Steals: 4, at Syracuse, 1/4/07.
 Minutes: 41, vs. Oklahoma State, 12/21/06.

2007-08 SEASON HIGHS

Points: 21, vs. Duke, 12/20.
 Rebounds: 9, DePaul, 3/9.
 Assists: 9, two times- DePaul, 3/9; Toledo, 12/1.
 Steals: 3, two times- Louisville, 2/24; Houston Baptist, 11/9.
 Blocks: 0.
 Minutes: 40, vs. Duke, 12/20.

LEVANCE FIELDS' CAREER STATISTICS

OVERALL STATISTICS

SEASON	TEAM	GP-GS	MIN	TOTAL				3-POINTERS				REBOUNDS				PF-FO	A	TO	BLK	ST	PTS-AVG			
				FG-FGA	PCT	FG-FGA	PCT	FT-FTA	PCT	OFF-DEF	TOT-AVG													
2005-06	Pitt	33-4	715	77	157	.490	32	74	.432	38	57	.667	15	53	68	21	27	0	73	37	1	26	224	68
2006-07	Pitt	37-37	1094	112	272	.412	52	146	.356	63	83	.759	19	115	134	3.6	49	2	169	70	1	39	339	92
2007-08	Pitt	23-21	705	84	231	.364	23	89	.258	65	95	.684	19	70	89	3.9	35	1	124	39	0	26	256	11.1
	Career	93-62	2514	273	660	.414	107	309	.346	166	235	.706	53	238	291	3.1	111	3	366	146	2	91	819	8.8

BIG EAST STATISTICS

SEASON	TEAM	GP-GS	MIN	TOTAL				3-POINTERS				REBOUNDS				PF-FO	A	TO	BLK	ST	PTS-AVG			
				FG-FGA	PCT	FG-FGA	PCT	FT-FTA	PCT	OFF-DEF	TOT-AVG													
2005-06	Pitt	16-0	331	33	72	.458	12	36	.333	18	28	.643	5	23	28	1.8	17	0	34	19	0	14	96	60
2006-07	Pitt	16-16	489	53	121	.438	26	69	.377	31	40	.775	10	48	58	3.6	27	2	65	31	1	17	163	10.2
2007-08	Pitt	7-5	215	22	74	.297	6	28	.214	18	23	.783	9	18	27	3.9	15	1	37	12	0	6	68	9.7
	Career	39-21	1035	108	267	.404	44	133	.331	67	91	.736	24	89	113	2.9	59	3	136	62	1	37	327	8.4



23 • SAM YOUNG

FORWARD • 6-6 • 215 • JR • 2L • CLINTON, MD./HARGRAVE MILITARY ACADEMY/FRIENDLY H.S.

CAREER

- Played in 105 career games with 40 starts.
- Became the 35th player in school history to score over 1,000 career points.
- Reached double figure scoring in 42 of his last 46 games played.

2007-08

- Wooden Award candidate (one of nation's top-30 players).
- Naismith Award candidate (one of nation's top-30 players).
- Named to the USBWA All-District 1 Team.
- Selected to the NABC All-District 2 First Team.
- Big East Improved Player Award recipient. He is the fifth Pitt player in the last nine years at Pitt to earn the award.
- All-Big East First Team selection, becoming just the seventh player in school history to earn such an honor.
- Big East Tournament Most Outstanding Player Award winner after averaging 20.0 points (31-63 FG), 7.0 rebounds and 2.5 blocks in four games. One point shy of the Big East Tournament scoring record.
- Started all 35 contests at power forward.
- Four double-doubles on year.
- Scored over 20 points in 15 games

CAREER NUMBERS

Double-Doubles:	6
Points-Rebounds:	6
Points-Assists:	0
20+ point games:	17
10+ point games:	61
10+ assist games:	0
10+ rebound games:	6
5+ rebound games:	50
5+ assist games:	0
30+ minute games:	37
40+ minute games:	1

- on season.
- Reached double figure scoring in 34 of Pitt's 35 games and double figure rebounding in four.
- Scored 16 points and grabbed six rebounds in the Big East Championship Final vs. Georgetown, 3/15.
- Led Pitt with 22 points (9-14 FG) in BEC Semifinal game vs. Marquette, 3/14.
- Registered sixth career double-double (21 points/12 rebounds) with four assists and three steals in BEC Quarterfinal vs. Louisville, 3/13.
- Scored 21 points with four blocks vs. Cincinnati, 3/12.
- Finished with 19 points (7-13 FG), hit 3-4 3FG and grabbed five rebounds vs. DePaul, 3/9.
- Made key steal and assist, scored 19 points with five rebounds at Syracuse, 3/1.
- Scored 20 points (8-13 FG), finished with a career-high five steals vs. Cincinnati, 2/27.
- Finished with 20 points (8-15 FG) with seven rebounds and a career-high five assists vs. Louisville, 2/24.
- Scored 20 points, grabbed eight rebounds at Notre Dame, 2/21.
- Led Pitt with 18 points (8-16 FG) at Marquette, 2/15.
- Scored 22 points (10-14) with seven rebounds vs. Providence, 2/12.
- Finished with a team-high 18 points (7-21 FG) with a career-high 21 field goals at Connecticut, 2/2.
- Set a career-high with four blocked shots, led Pitt with 15 points, grabbed eight rebounds vs. Villanova, 1/30.
- Scored a team-high 26 points (10-17 FG), hit 3-6 3-pointers, grabbed four rebounds and finished with three assists at St. John's, 1/23.
- Scored a game-high 24 points (9-20 FG) and reached or tied career highs for field goal attempts (20) and minutes played (38) at Cincinnati, 1/19.
- Led Pitt with a career-high 28 points (9-16 FG), hit a career-high 4-4 3-pointers, grabbed eight rebounds and dished out a career-high three assists in 36 minutes vs. Seton Hall, 1/12.
- Led Pitt with 22 points (9-13 FG) with four rebounds in 28 minutes at South Florida, 1/9.
- Finished with 19 points (7-13 FG), seven rebounds and two blocks in 30 minutes vs. Lafayette, 1/2.
- Hit several key shots down the stretch, scored 17 points (7-16 FG) with seven rebounds in a career-high 38 minutes vs. Duke, 12/20.
- Reached double figure scoring for the 10th time on the year with 15 points (6-6 FT) in 35 minutes vs. Oklahoma State, 12/15.
- Finished with a game-high 23 points (7-14 FG) and 3-5 on 3-pointers including 16 in the second half and five rebounds in a career-high 36 minutes at Duquesne, 12/5.
- Registered third double-double of the year with 17 points (7-14 FG) and a career-high tying 12 rebounds in 30 minutes vs. Toledo, 12/1.
- Scored 20 points (8-11 FG) with eight rebounds and career-highs of four steals and three blocks vs. Buffalo, 11/23.
- Named the Big East Player of the Week (Nov. 19) after averaging 18.8 points, 9.8 rebounds and shooting 65.2 percent (30-46) from the floor.
- Led Pitt with his fourth career double-double (17 points, 6-9 FG) and a career-high tying 12 rebounds in only 23 minutes vs. Mississippi Valley State, 11/15.
- Earned Hispanic College Fund Challenge Tournament Most Valuable Player honors after he averaged 19.3 points, 9.0 rebounds, shot .649 (24-37) from the floor, and .556 (5-9) from 3-point range in the three contests.
- Finished with his third career

CAREER HIGHS

Points: 28, Seton Hall, 1/12/08.
 FG made: 10, five times- Providence, 2/12/08; at St. John's, 1/23/08; North Carolina A&T, 11/10/07;
 Houston Baptist, 11/9/07; at West Virginia, 2/7/07.
 FG attempts: 21, at Connecticut, 2/2/08.
 3FG Made: 4, two times- Seton Hall, 1/12/08; North Carolina A&T, 11/10/07.
 3FG attempts: 6, three times- last at Notre Dame, 2/21/08.
 FT made: 8, Seton Hall, 1/12/08.
 FT attempts: 12, two times- Seton Hall, 1/12/08; vs. VCU, 3/17/07.
 Rebounds: 12, four times-last vs. Louisville, 3/13/08.
 Off. Rebs.: 6, at South Carolina, 12/28/05.
 Def. Rebs.: 9, vs. Notre Dame, 1/4/06.
 Assists: 5, Louisville, 2/24/08.
 Steals: 5, Cincinnati, 2/27/08.
 Blocks: 4, two times- Cincinnati, 3/12/08; Villanova, 1/30/08.
 Minutes: 40, vs. Louisville, 3/13/08.

2007-08 SEASON HIGHS

Points: 28, Seton Hall, 1/12.
 Rebounds: 12, three times- vs. Louisville, 3/13; Toledo, 12/1; MSVU, 11/15.
 Assists: 5, Louisville, 2/24.
 Steals: 5, Cincinnati, 2/27.
 Blocks: 4, two times- vs. Cincinnati, 3/12; Villanova, 1/30.
 Minutes: 40, vs. Louisville, 3/13.

double-double performance with a career-high 24 points and 11 rebounds and set or tied career-highs for points (24), field goals made (10), 3-pointers made (4) steals vs. North Carolina A&T, 11/10.
 • Scored 22 points (10-15 FG) with nine rebounds in 22 minutes of season opener vs. Houston Baptist, 11/9.


SAM YOUNG'S CAREER STATISTICS

OVERALL STATISTICS

SEASON	TEAM	GP-GS	MIN	TOTAL			3-POINTERS			REBOUNDS			PF-FO	A	TO	BLK	ST	PTS-AVG						
				FG-FGA	PCT	FG-FGA	PCT	FT-FTA	PCT	OFF-DEF	TOT-AVG													
2005-06	Pitt	33-3	672	98	188	.521	4	21	.190	61	88	.693	59	85	144	4.4	45	0	28	50	20	22	261	7.9
2006-07	Pitt	37-2	637	103	225	.458	13	42	.310	46	77	.597	47	64	111	3.0	60	1	25	42	17	21	265	7.2
2007-08	Pitt	35-35	1128	244	482	.506	42	107	.393	109	160	.681	81	144	225	6.4	67	1	44	83	37	40	639	18.3
	Career	105-40	2437	445	895	.497	59	170	.374	216	325	.665	187	293	480	4.6	172	2	97	175	74	83	1165	11.1

BIG EAST STATISTICS

SEASON	TEAM	GP-GS	MIN	TOTAL			3-POINTERS			REBOUNDS			PF-FO	A	TO	BLK	ST	PTS-AVG						
				FG-FGA	PCT	FG-FGA	PCT	FT-FTA	PCT	OFF-DEF	TOT-AVG													
2005-06	Pitt	16-0	322	43	91	.473	1	10	.100	36	54	.667	30	45	75	4.7	15	0	10	21	9	6	123	7.7
2006-07	Pitt	16-2	282	41	95	.432	7	18	.389	12	21	.571	21	29	50	3.1	23	0	9	20	7	9	101	6.3
2007-08	Pitt	18-18	591	128	259	.494	24	61	.393	50	79	.633	34	68	102	5.7	35	1	29	39	15	19	330	18.3
	Career	50-20	1195	212	445	.476	32	89	.360	98	154	.636	85	142	227	4.5	73	0	48	80	31	34	554	11.1



II • GILBERT BROWN

GUARD/FORWARD • 6-6 • 200 • FR • RS • HARRISBURG, PA./SOUTH KENT PREP (CONN.)

CAREER

- Played in 38 career games with 15 starts.
- Earned medical hardship for 2006-07 season after suffering several injuries.

2007-08

- Played in 35 games with 15 starts.
- Reached double figure scoring in 10 games on year.
- Averaged 7.0 points (11-18 FG) and 3.3 rebounds per game in four Big East Championship games.
- Scored 12 points (4-5 FG), hit 2-2 3-pointers and grabbed three offensive rebounds in 22 minutes of the bench in Big East Championship vs. Georgetown, 3/15.
- Scored eight points and grabbed eight rebounds in Big East Quarterfinal vs. Louisville, 3/13.

CAREER NUMBERS

Double-Doubles:	0
Points-Rebounds:	0
Points-Assists:	0
20+ point games:	0
10+ point games:	10
10+ rebound games:	0
5+ rebound games:	6
5+ assist games:	1
30+ minute games:	7
40+ minute games:	0

- Scored 13 points (6-8 FG) with five rebounds in 17 minutes off the bench vs. DePaul, 3/9.
- Hit key 3-pointer, converted 4-7 FG, hit 2-3 3-pointers, grabbed five rebounds and scored 12 points in 21 minutes at Syracuse, 3/1.
- Scored eight points (3-6 FG) with five rebounds in 30 minutes at Notre Dame, 2/21.
- Finished with five assists and six points vs. Providence, 2/12.
- Registered 10 points (3-7 FG) in a career-high 35 minutes at Connecticut, 2/2.
- Scored nine points (3-3 FG) with four rebounds in 26 minutes vs. Villanova, 1/30.
- Finished with seven points (3-4 FG) in 23 minutes at St. John's 1/23.
- Scored eight points (4-4 FT) with four rebounds in 32 minutes at Cincinnati, 1/19.
- Played 31 minutes with four rebounds and three assists vs. Georgetown, 1/14.
- Scored 10 points (4-7 FG), converted 2-4 3-pointers and finished with a career-high tying four assists at South Florida, 1/9.
- Finished with 10 points (3-5 FG), hit 3-4 free throws with four rebounds and career-highs for blocked shots (3) and minutes played (33) at Villanova, 1/6.
- Scored in double figures for the third time on season with 10 points (2-4 3FG) in 24 minutes vs. Lafayette, 1/2.
- Made first career start and played a career-high 26 minutes at Dayton, 12/29.
- Finished with a career-high seven rebounds in a career-high 23 minutes vs. Duke, 12/20.
- Scored six points (3-5 FG) with four rebounds in 15 minutes vs. Toledo, 12/1.
- Finished with 10 points (3-6 FG), hit 4-4 free throws and finished with four assists in 20 minutes vs. Buffalo, 11/23.
- Scored a career-high 12 points (4-4 FG), hit 2-2 3-pointers and grabbed four rebounds in 17 minutes off the bench vs. Mississippi Valley State, 11/15.
- Hit two 3-pointers and scored six points in 15 minutes vs. Saint Louis, 11/10.
- Grabbed a career-high four rebounds vs. Houston Baptist, 11/9.

CAREER HIGHS

Points: 16, Rutgers, 1/26/08.
 FG made: 6, two times- DePaul, 3/9/08; Rutgers, 1/26/08.
 FG attempts: 11, Rutgers, 1/26/08.
 3FG Made: 2, seven times- vs. Georgetown, 3/15/08; at Syracuse, 3/1/08; Rutgers, 1/26/08; at South Florida, 1/9/08; Lafayette, 1/2/08; Mississippi Valley State, 11/15/07; Saint Louis, 11/11/07.
 3FG attempts: 5, Rutgers, 1/26/08.
 FT made: 4, four times- Providence, 2/12/08; at Connecticut, 1/2/08; at Cincinnati, 1/19/08; Buffalo, 11/23/07.
 FT attempts: 7, at Connecticut, 2/2/08.
 Rebounds: 8, vs. Louisville, 3/13/08.
 Off. Rebs.: 4, DePaul, 3/9/08.
 Def. Rebs.: 5, vs. Duke, 12/20/07.
 Assists: 5, Providence, 2/12/08.
 Steals: 2, two times- vs. Duke, 12/20/07; at Duquesne, 12/5/07.
 Blocks: 3, at Villanova, 1/6/08.
 Minutes: 35, two times- vs. Louisville, 3/13/08; at Connecticut, 2/2/08.

2007-08 SEASON HIGHS

Points: 16, Rutgers, 1/26.
 Rebounds: 8, vs. Louisville, 3/13.
 Assists: 5, Providence, 2/12.
 Steals: 2, vs. Duke, 12/20; at Duquesne, 12/5.
 Blocks: 3, at Villanova, 1/6.
 Minutes: 35, two times- vs. Louisville, 3/13; at Connecticut, 2/2.


GILBERT BROWN'S CAREER STATISTICS

OVERALL STATISTICS

SEASON	TEAM	GP-GS	MIN	TOTAL		3-POINTERS		FT-FTA	PCT	REBOUNDS				PF-FO	Δ	TO	BLK	ST	PTS-AVG					
				FG-FGA	PCT	FG-FGA	PCT			OFF-DEF	TOT-AVG													
2006-07	Pitt	3-0	13	1	4	.250	0	1	.000	0	0	2	0.7	1	0	0	0	2	0.7					
2007-08	Pitt	35-15	773	80	172	.465	19	75	.253	47	63	746	38	72	110	31	71	1	56	33	10	22	226	6.5
	Totals	38-15	786	81	176	.460	19	76	.250	47	63	746	39	73	112	29	72	1	57	33	10	22	228	6.0

BIG EAST STATISTICS

SEASON	TEAM	GP-GS	MIN	TOTAL		3-POINTERS		FT-FTA	PCT	REBOUNDS				PF-FO	Δ	TO	BLK	ST	PTS-AVG					
				FG-FGA	PCT	FG-FGA	PCT			OFF-DEF	TOT-AVG													
2006-07	Pitt	0-0	0	0	0	.000	0	0	.000	0	0	0	0	0	0	0	0	0	0	0	0	0	0	0.0
2007-08	Pitt	18-13	452	45	98	.459	9	42	.214	33	44	.750	18	44	62	34	41	0	33	21	5	9	132	7.3
	Totals	18-13	452	45	98	.459	9	42	.214	33	44	.750	18	44	62	34	41	0	33	21	5	9	132	7.3



45 • DEJUAN BLAIR

CENTER • 6-7 • 265 • FR • HS • PITTSBURGH, PA./SCHENLEY H.S.

2007-08

- Honored as the Big East's co-Rookie of the Year.
- Three-time National Freshman of the Week selection by Rivals.com (Nov. 13, Dec. 12, Dec. 18).
- Selected to the NABC All-District 2 Second Team.
- Earned Big East All-Rookie Team honors and All-Big East honorable mention selection.
- Three-time Big East Rookie of the Week selection (Dec. 17, Dec. 23, Jan. 14).
- Became just the fifth rookie in school history to grab over 200 rebounds in a freshman season.
- Set Pitt's school freshman game record for most offensive rebounds (10 vs. Houston Baptist, 11/9).
- Started 34 games at center.
- Registered 14 point-rebound double-doubles on the year. The freshman record is 15 set by Sam Clancy in 1977-78.
- Reached double figure scoring in 24 games and double figure rebounding 16 times.
- Finished with 14th double-double with 10 points and 10 rebounds (seven offensive) in Big East Championship vs. Georgetown, 3/15.

CAREER NUMBERS

Double-Doubles:	14
Points-Rebounds:	14
Points-Assists:	0
20+ point games:	5
10+ point games:	24
10+ assist games:	0
20+ rebound games:	1
10+ rebound games:	16
5+ rebound games:	31
5+ assist games:	0
30+ minute games:	15
40+ minute games:	0

- Scored 16 points (5-6 FG) with eight rebounds in Big East Quarterfinal vs. Louisville, 3/13.
- Registered 13th double-double with a career-high 22 points (8-10 FG) and 14 rebounds vs. DePaul, 3/9.
- Finished with 12th double-double with 18 points (6-7 FG) and 10 rebounds (six offensive) along with a career-high four assists vs. Cincinnati, 2/27. It was his third straight double-double.
- Registered 11th double-double of season (20 points/11 rebounds) with two steals vs. Louisville, 2/24.
- Finished with 10th double-double of season with 14 points (6-11 FG) and 13 rebounds (eight offensive) at Notre Dame, 2/21.
- Scored 15 points (6-8 FG) with seven rebounds vs. Providence, 2/12.
- Registered ninth double-double with 13 points (5-14 FG) with 13 rebounds (nine offensive) and three steals at Connecticut, 2/2. His nine offensive rebounds rank second on Pitt's all-time freshman list.
- Finished with eighth double-double with 10 points (3-7 FG) with 14 rebounds vs. Villanova, 1/30.
- Scored 14 points (7-13 FG) with four assists and seven rebounds vs. Rutgers, 1/26.
- Scored 15 points (6-12 FG) with nine rebounds in 33 minutes vs. Georgetown, 1/14.
- Earned Big East Rookie of the Week on January 14 for the third time on year after averaging 16.0 points, 11.5 rebounds and 2.0 blocks.
- Finished with seventh double-double of the season with a career-high tying 20 points (6-9 FG), 14 rebounds, hit 8-12 free throws in 33 minutes vs. Seton Hall, 1/12.
- Finished with 12 points and nine rebounds (five offensive) at South Florida, 1/9.
- Registered double-double with 12 points and 15 rebounds (seven offensive) in a career-high 37 minutes at Villanova, 1/6.
- Named Big East Rookie of the Week for second consecutive week (Dec. 23) for his performance vs. Duke.
- Grabbed a career-high 20 rebounds (14 defensive), scored 15 points (4-8 FG) for his fifth career double-double in a career-high 38 minutes vs. Duke, 12/20. Became the the third freshman in school history and first freshman to pull down 20 or more rebounds in a game at Pitt since Sam Clancy (20) on Feb. 22, 1978. Mel Bennett owns the freshman rebounding record with 21 set in 1975.
- Named Big East Rookie of the Week (Dec. 17) following his 20-point, 10-rebound, five block performance vs. Oklahoma State.
- Totaled double-double with 20 points (8-10 FG) and 10 rebounds and set career-highs for blocked shots (5) and minutes played (31) vs. Oklahoma State, 12/15.
- Registered his third career double-double with 16 points (7-13 FG) with 14 rebounds (career-high 11 defensive rebounds) with three steals at Washington, 12/8.
- Finished with 10 points (5-11 FG) with nine rebounds (five offensive) and three steals at Duquesne, 12/5.
- Registered second double-double of the year with 11 points (4-7 FG) and 11 rebounds (six offensive) with three steals in 23 minutes off the bench vs. Toledo, 12/1. Missed start because he was attending his great-grandfather's funeral in Pittsburgh.
- Named the Rivals.com National Freshman of the Week after his Hispanic College Fund Challenge performance (week of Nov. 5-11).
- Named to the Hispanic College Fund Challenge All-Tournament team after averaging 15.3 points, 9.7 rebounds, shooting .700 (21-30) from the floor and grabbing 17

CAREER HIGHS

Points: 22, DePaul, 3/9/08.
 FG made: 9, Houston Baptist, 11/9/07.
 FG attempts: 15, Saint Louis, 11/11/07.
 3FG Made: 0.
 3FG attempts: 0.
 FT made: 8, Seton Hall, 1/12/08.
 FT attempts: 15, vs. Duke, 12/20/07.
 Rebounds: 20, vs. Duke, 12/20/07.
 Off. Rebs.: 10, Houston Baptist, 11/9/07.
 Def. Rebs.: 14, vs. Duke, 12/20/07.
 Assists: 4, Cincinnati, 2/27/08.
 Steals: 4, three times- Rutgers, 1/26/08; Lafayette, 1/2/08; Houston Baptist, 11/9/07.
 Blocks: 5, Oklahoma State, 12/15/07.
 Minutes: 37, at Villanova, 1/6/08.

offensive rebounds in the three games.

- Led Pitt with 16 points (8-15 FG), eight rebounds (five offensive) and three steals vs. Saint Louis, 11/11.
- Scored 20 points (9-11 FG) with 14 rebounds (10 offensive) and four steals in freshman debut vs. Houston Baptist, 11/9. The double-double marked the first double-double for a Pitt freshman since Sean Miller (13 points/10 assists) accomplished the feat on Nov. 28, 1987. It was only the second double-double registered by a freshman in a debut game in school history since 1972-73 (when freshmen were sanctioned to compete by the NCAA). Became the first freshman to start a debut at Pitt since Ronald Ramon on 2004. His 20 points and 14 rebounds both ranked second on Pitt's all-time freshman debut performance lists: Ricardo Greer (21 points in 1997) and Sam Clancy (16 rebounds in 1977).

DEJUAN BLAIR'S CAREER STATISTICS

OVERALL STATISTICS

SEASON	TEAM	GP-GS	MIN	TOTAL			3-POINTERS			REBOUNDS			PF-FO	Δ	TO	BLK	ST	PTS-AVG						
				FG-FGA	PCT	FT-FTA	PCT	FG-FGA	PCT	OFF-DEF	TOT-AVG													
2007-08	Pitt	35-34	907	160	294	.544	0	0	.000	91	147	.619	137	183	320	9.1	102	2	35	69	37	57	411	11.7
	Totals	35-34	907	160	294	.544	0	0	.000	91	147	.619	137	183	320	9.1	102	2	35	69	37	57	411	11.7

BIG EAST STATISTICS

SEASON	TEAM	GP-GS	MIN	TOTAL			3-POINTERS			REBOUNDS			PF-FO	Δ	TO	BLK	ST	PTS-AVG						
				FG-FGA	PCT	FT-FTA	PCT	FG-FGA	PCT	OFF-DEF	TOT-AVG													
2007-08	Pitt	18-18	525	91	173	.526	0	0	.000	48	78	.615	71	102	173	9.6	57	1	23	38	13	25	230	12.8
	Totals	18-18	525	91	173	.526	0	0	.000	48	78	.615	71	102	173	9.6	57	1	23	38	13	25	230	12.8



50 • CASSIN DIGGS

CENTER • 6-10 • 270 • JR • TR • WILLIAMSPORT, PA./CLOUD COUNTY C.C./BRIDGTON ACADEMY (MASS.)

2007-08

- Has been sidelined with a hip strain/groin pull.
- Played in nine games on season.
- Grabbed four rebounds (all offensive) in seven minutes vs. Boston U., 11/27.

- Finished with four points (2-2 FG) and three rebounds in 12 minutes vs. Mississippi Valley State, 11/15.
- Scored six points (3-3 FG) with four rebounds in nine minutes off the bench vs. North Carolina A&T, 11/10.
- Scored four points (2-3 FG) with four rebounds in 17 minutes in career debut vs. Houston Baptist, 11/9.

CAREER HIGHS

Points: 6, North Carolina A&T, 11/10/07.
 FG made: 3, North Carolina A&T, 11/10/07.
 FG attempts: 3, North Carolina A&T, 11/10/07.
 3FG Made: 0.
 3FG attempts: 0.
 FT made: 0.
 FT attempts: 2, Saint Louis, 11/11/07.
 Rebounds: 4, three times- Boston, U., 11/27/07; North Carolina A&T, 11/10/07; Houston Baptist, 11/9/07.
 Off. Rebs.: 4, Boston U., 11/27/07.
 Def. Rebs.: 1 two times.
 Assists: 1, Houston Baptist, 11/9/07.
 Steals: 0.
 Blocks: 1, two times.
 Minutes: 17, Houston Baptist, 11/9/07.



22 • BRAD WANAMAKER

GUARD • 6-4 • 200 • FR • HS • PHILADELPHIA, PA./ROMAN CATHOLIC H.S.


2007-08

- Played in 29 games off the bench at guard.
- Played 13 minutes in Big East Quarterfinal vs. Louisville, 3/13.
- Scored a career-high tying seven points (1-2) and hit a career-high 5-6 free throws in 15 minutes at West Virginia, 3/3.
- Scored six points (3-4 FG) with four assists and two rebounds in 18 minutes vs. Providence, 2/12.
- Scored a career-high tying seven points (3-4 FG) with

- two assists in 23 minutes vs. West Virginia, 2/7.
- Scored four points (2-5 FG) in 12 minutes vs. Rutgers, 1/26.
- Saw action in 12 minutes at St. John's, 1/23.
- Played nine minutes at Cincinnati, 1/19.
- Saw action in 11 minutes vs. Seton Hall.
- Played 10 minutes with three assists at South Florida, 1/9.
- Played 12 minutes at Villanova, 1/6.
- Played in a career-high 23 minutes, scored five points (2-3 FG) with two assists and two rebounds vs. Lafayette, 1/2.
- Played 15 minutes off the bench at Dayton, 12/29.
- Finished with six points (3-5 FG) in eight minutes vs. Toledo, 12/1.
- Scored seven points (3-5 FG) with four assists in 17 minutes vs. Mississippi Valley State, 11/15.
- Finished with four points, three assists in 12 minutes vs. North Carolina A&T, 11/10.
- Dished out eight assists, scored four points and grabbed four rebounds in 19 minutes of career debut vs. Houston Baptist, 11/9. The eight assists rank as the second highest total in a freshman debut game since Sean Miller dished out 10 assists on Nov. 28, 1987.

CAREER HIGHS

Points: 7, three times- at West Virginia, 3/3/08; West Virginia, 2/7/08; Mississippi Valley State, 11/15/07.
 FG made: 3, four times- Providence, 2/12/08; West Virginia, 2/7/08; Toledo, 12/1/07; Mississippi Valley State, 11/15/07.
 FG attempts: 6, Houston Baptist, 11/9.
 3FG Made: 1, three times- last West Virginia, 2/7/08.
 3FG attempts: 2, four times..
 FT made: 5, at West Virginia, 3/3/08.
 FT attempts: 6, at West Virginia, 3/3/08.
 Rebounds: 4, Houston Baptist, 11/9/07.
 Off. Rebs.: 1, two times.
 Def. Rebs.: 3, Houston Baptist, 11/9/07.
 Assists: 8, Houston Baptist, 11/9/07.
 Steals: 2, two times- Buffalo, 11/23/07; North Carolina A&T, 11/10/07.
 Blocks: 0.
 Minutes: 23, two times- West Virginia, 2/7/08; Lafayette, 1/2/08.



52 • GARY MCGHEE

CENTER • 6-10 • 255 • FR • HS • ANDERSON, IND./HIGHLAND SENIOR H.S.

2007-08

- Played in 20 games and 100 minutes on season.
- Scored four points with a career-high six rebounds in 10 minutes vs. Providence, 2/12.
- Scored four points (2-4 FT) in seven minutes vs. West Virginia, 2/7.
- Grabbed three rebounds in seven minutes at Connecticut, 2/2.
- Scored three points at St. John's, 1/23.

- Scored a career-high six points (3-5 FG) with a career-high four rebounds in a productive first half and total of 12 minutes at South Florida, 1/9.
- Scored first career field goal with three rebounds in four minutes vs. Boston U., 11/27.
- Grabbed three rebounds in nine minutes vs. Mississippi Valley State, 11/15.
- Saw action in four minutes with one offensive rebound in career debut vs. North Carolina A&T, 11/10.

CAREER HIGHS

Points: 6, at South Florida, 1/9/08.
 FG made: 3, at South Florida, 1/9/08.
 FG attempts: 6, Providence, 2/12/08.
 3FG Made: 0.
 3FG attempts: 0.
 FT made: 2, West Virginia, 2/7/08.
 FT attempts: 4, West Virginia, 2/7/08.
 Rebounds: 6, Providence, 2/12/08.
 Off. Rebs.: 3, Providence, 2/12/08.
 Def. Rebs.: 3, three times, last-Providene, 2/12/08.
 Assists: 1, three times.
 Steals: 1, at St. John's, 1/23/08.
 Blocks: 1, three times- last-Villanova, 1/30/08.
 Minutes: 12, at South Florida, 1/9/08.



40 • MAURICE POLEN

FORWARD • 6-5 • 245 • JR* • IL • PHILADELPHIA, PA./WEST PHILADELPHIA H.S.

CAREER

- Awarded a full academic scholarship in January, 2008.
- Former walk-on who has seen action in 20 career games and 28 minutes.
- Senior academically.


2007-08

- Has seen action in nine games.

- Scored three points, grabbed two rebounds in one minute vs. DePaul, 3/9.
- Hit jumper in one minute vs. Seton Hall, 1/12.
- Saw action in two minutes with two rebounds vs. Buffalo, 11/23.
- Played two minutes vs. Mississippi Valley State, 11/15.
- Played two minutes vs. Houston Baptist, 11/9.

CAREER HIGHS

Points: 3, DePaul, 3/9/08.
 FG made: 1, four times, last-DePaul, 3/9/08.
 FG attempts: 3, two times, last-DePaul, 3/9/08.
 3FG Made: None.
 3FG attempts: 2, Mississippi Valley State, 11/15/07.
 FT made: 1, DePaul, 3/9/08.
 FT attempts: 3, DePaul, 3/9/08.
 Rebounds: 3, two times- DePaul, 3/9/08; Dayton, 12/23/06.
 Off. Rebs.: 2, three times, last-DePaul, 3/9/08.
 Def. Rebs.: 2, Dayton, 12/23/06.
 Assists: 2, South Florida, 1/7/07.
 Steals: None.
 Blocks: 1, Dayton, 12/30/06.
 Minutes: 2, eight times, last- at St. John's, 1/23/08.



0 • AUSTIN WALLACE

CENTER • 6-9 • 230 • FR • RS • BRONX, N.Y./LASALLE ACADEMY

CAREER

- Redshirted the 2006-07 season.

2007-08

- Out for the season. Underwent surgery to repair a fractured patella (left kneecap) on Dec. 14, 2007.
- Saw action in four games.
- Played four minutes vs. Buffalo, 11/23.
- Scored two points in four minutes vs. Mississippi Valley State, 11/15.
- Grabbed two rebounds, made a steal in three minutes of career debut vs. Houston Baptist, 11/9.



24 • TIM FRYE

GUARD • 6-4 • 190 • FR • HS • MARS, PA./MARS H.S.

2007-08

- Walk-on who has played in eight games on season.
- Saw action vs. Lafayette, Boston U., Buffalo, Mississippi Valley State, Houston Baptist, at St. John's and Providence.
- Hit 3-pointer in two minutes at St. John's, 1/23.
- Hit 3-pointer in two minutes vs. Lafayette, 1/2.
- Hit first career field goal (3-pointer) vs. Houston Baptist, 11/9.

CAREER HIGHS

Points: 3, three times, last- at St. John's 1/23/08.
 FG made: 1, four times.
 FG attempts: 1, six times.
 3FG Made: 1, three times, last at St. John's, 1/23/08.
 3FG attempts: 1, four times.
 FT made: None.
 FT attempts: None.
 Rebounds: 1, two times.
 Off. Rebs.: 1, Mississippi Valley State, 11/15/07.
 Def. Rebs.: 1, Seton Hall, 1/12/08.
 Assists: 1, Seton Hall, 1/12/08.
 Steals: None.
 Blocks: None.
 Minutes: 2, five times.

No. 22 PITT 103, HOUSTON BAPTIST 62

November 9, 2007 • Petersen Events Center • Pittsburgh, Pa.

Pitt jumped out to a 13-0 lead from the opening tip to register its first win in the Hispanic College Fund Challenge and 11th consecutive win on opening day...Pitt's 59 rebounds set a school record...DeJuan Blair made his first career start and became the first Pitt freshman to start on opening day since Ronald Ramon on Nov. 11, 2004...Blair's double-double represents the first double-double in a debut game since Sean Miller accomplished the feat on Nov. 28, 1987...His 20 points and 14 rebounds both ranked second among Pitt freshman debut totals: Ricardo Greer (21 points in 1997) and Sam Cancy (16 rebounds in 1977) remain the records...Keith Benjamin's 16 points tied a career-high...Pitt set or tied several Petersen Events Center records: points (103), field goals made (42), field goal attempts (92), 3-point attempts (34), assists (31), steals (16)...Pitt is 67-33 in season openers.

HOUSTON BAPTIST 62 (1-2)

Player	tot-fg		3-pt		rebounds					pf	tp	a	to	blk	s	min
	fg	fga	fg	fga	of	dc	tot									
JUDGE, Demetrus-f	1	2	0	0	1	2	3	1	2	0	3	0	0	21		
PATEL, Timur-f	4	8	0	0	2	0	3	3	2	9	0	5	2	0	24	
MORRIS, Sean-g	2	9	1	4	3	2	7	9	1	8	3	1	0	2	24	
SAULS, Baron-g	5	12	1	3	2	2	2	2	0	13	5	4	0	2	31	
PUZYK, Andrew-g	3	10	1	5	1	1	0	1	0	8	1	1	0	0	21	
ATANG, Joe	0	1	0	0	0	0	0	0	1	0	1	0	0	0	4	
HINNEKAMP, Fred	0	1	0	0	4	0	0	0	1	4	0	0	0	0	8	
SANDERS, Jimmy	0	1	0	1	0	1	0	2	2	1	0	0	0	0	8	
HAVARD, Jeremy	2	4	0	1	0	0	1	1	4	4	0	3	0	0	13	
AMEND, Kevin	3	4	2	2	0	0	1	1	1	8	0	3	0	0	17	
SDMON, Ricky	1	4	1	3	0	0	1	1	3	3	1	1	0	0	15	
POJAH, Jeremiah	0	2	0	0	0	0	1	1	1	0	0	0	0	0	6	
DILLON, Andy	1	3	0	1	1	1	2	0	3	1	1	0	0	0	8	
TEAM					2	4	6									
Totals.....	22	61	6	20	12	14	8	24	32	16	62	12	22	3	5	200

Percentages: FG%: 36.1%; 3FG%: 30.0%; FT%: 85.7%.

PITT (1-0)

Player	tot-fg		3-pt		rebounds					pf	tp	a	to	blk	s	min
	fg	fga	fg	fga	of	dc	tot									
YOUNG, Sam-f	10	15	0	0	2	2	4	6	9	0	22	1	2	0	1	22
COOK, Mike-f	5	12	1	3	2	2	4	6	0	13	2	1	0	3	20	
BLAIR, DeJuan-f	9	11	0	0	2	2	10	4	14	1	20	2	1	1	4	19
FIELDS, LeVance-g	2	9	2	8	0	0	5	5	1	6	6	2	0	3	20	
RAMON, Ronald-g	3	11	2	8	0	0	1	1	2	2	8	4	1	0	0	17
WALLACE, Austin	0	2	0	0	0	0	2	0	2	1	0	0	0	0	1	3
BENJAMIN, Keith	6	11	4	8	0	0	1	4	5	1	16	2	3	0	1	21
BIGGS, Tyrell	2	5	0	0	1	3	2	1	3	3	5	3	0	0	1	18
BROWN, Gilbert	1	6	0	4	0	0	2	2	4	2	2	2	0	1	1	20
WANAMAKER, Brad	1	6	0	2	2	3	1	3	4	2	4	8	2	0	1	19
FRYE, Tim	1	1	1	1	0	0	0	0	0	0	3	0	0	0	0	2
POLLEN, Maurice	0	0	0	0	0	0	0	0	0	0	0	0	0	0	0	2
DIGGS, Cassin	2	3	0	0	0	0	3	1	4	3	4	1	1	1	0	17
TEAM					0	1										
Totals.....	42	92	10	34	9	12	27	32	59	16	103	31	13	3	16	200

Percentages: FG%: 45.7%; 3FG%: 29.4%; FT%: 75.0%.

Officials: Pat Driscoll (R), Jeff Clark, Michael Stephens; Technical fouls: None. Attendance: 9072

Score by Periods	1st	2nd	Total
Houston Baptist	21	41	62
Pitt	48	55	103

3

No. 22 PITT 69, SAINT LOUIS 58

November 11, 2007 • Petersen Events Center • Pittsburgh, Pa.

Pitt captured the Hispanic College Fund Challenge title...Pitt led for the full 40 minutes with its largest lead of 15 points (59-44) with 4:50 to go...An 8-0 run midway through the second half keyed by a Gilbert Brown 3-pointer and two DeJuan Blair jumpers...Sam Young was named Tournament MVP while DeJuan Blair and LeVance Fields earned all-tournament honors...Pitt began a season at 3-0 for the 10th consecutive year...Pitt won its 22nd consecutive home game against a non-conference opponent and improved to 50-1 vs. non-conference opponents at the Petersen Events Center.

SAINT LOUIS 58 (2-1)

Player	tot-fg		3-pt		rebounds					pf	tp	a	to	blk	s	min
	fg	fga	fg	fga	of	dc	tot									
EBERHARDT, Barry-f	6	8	0	1	0	0	1	2	3	2	12	0	4	0	1	31
MEYER, Luke-f	3	8	2	4	2	2	0	4	4	4	10	2	1	0	0	32
HUSAK, Bryce-c	1	3	0	0	0	0	0	3	3	2	2	1	1	0	0	20
LISCH, Kevin-g	5	11	2	5	1	1	2	3	5	3	13	4	2	0	0	38
LIDDELL, Tommie-g	3	9	0	2	1	1	0	5	5	1	7	4	4	1	0	36
POLK, Dwayne	2	3	0	0	0	0	0	1	1	2	4	2	0	0	1	24
ECKERLE, Paul	3	4	2	3	0	0	0	1	1	1	8	2	1	0	0	12
RELPHORDE, Marcus	1	2	0	0	0	0	0	0	0	1	2	0	0	0	1	6
KNOLLMEYER, Adam	0	0	0	0	0	0	0	0	0	1	0	0	0	0	0	1
TEAM					1	2										
Totals.....	24	48	6	15	4	4	4	20	24	17	58	15	14	1	3	200

Percentages: FG%: 50.0%; 3FG%: 40.0%; FT%: 100%.

PITT 69 (3-0)

Player	tot-fg		3-pt		rebounds					pf	tp	a	to	blk	s	min
	fg	fga	fg	fga	of	dc	tot									
YOUNG, Sam-f	4	8	1	3	3	7	0	7	7	2	12	0	1	2	1	32
COOK, Mike-f	2	6	0	1	2	2	0	2	2	2	6	2	1	0	0	25
BLAIR, DeJuan-c	8	15	0	0	0	5	3	8	1	16	0	3	0	3	0	30
FIELDS, LeVance-g	7	10	1	1	1	3	0	4	4	1	16	6	2	0	1	34
RAMON, Ronald-g	2	3	0	1	2	2	1	0	1	2	6	3	0	0	0	27
BENJAMIN, Keith	2	3	0	1	0	0	0	0	0	0	0	0	1	0	0	16
BIGGS, Tyrell	2	6	0	0	1	2	3	1	4	0	5	0	0	0	0	17
BROWN, Gilbert	2	3	2	2	0	0	0	0	0	1	6	0	0	0	1	15
WANAMAKER, Brad	1	1	0	0	0	0	1	0	1	0	2	0	0	0	1	3
DIGGS, Cassin	0	1	0	0	0	2	1	0	1	0	0	0	0	0	0	1
TEAM					2	3	5									
Totals.....	28	55	4	9	9	18	13	20	33	9	69	11	8	2	7	200

Percentages: FG%: 50.9%; 3FG%: 44.4%; FT%: 50.0%.

Officials: Mike Kits (R), Wally Rutecki, John Cahill; Technical fouls: None. Attendance: 8231

Score by Periods	1st	2nd	Total
Saint Louis	21	37	58
Pitt	27	42	69

2

No. 22 PITT 88, NORTH CAROLINA A&T 61

November 10, 2007 • Petersen Events Center • Pittsburgh, Pa.

Sam Young set or tied career-highs for points (24), field goals made (10), 3-point field goals made (4) and steals (4) in leading Pitt to its second win in the Hispanic College Fund Challenge...Young sparked the Panthers in the first half, scoring 17 of his 24 points on 7-9 shooting and 3-4 3-point shooting...Pitt went on a 16-0 run to grab a 34-17 lead with 4:23 to go in the first half...Pitt won its 21st consecutive home game against a non-conference opponent and improved to 49-1 vs. non-conference opponents at the Petersen Events Center...Pitt improved to 17-0 all-time vs. MEAC schools and 3-0 vs. North Carolina A&T...Jamie Dixon improved to 20-0 in November games.

NORTH CAROLINA A&T 61 (0-2)

Player	tot-fg		3-pt		rebounds					pf	tp	a	to	blk	s	min
	fg	fga	fg	fga	of	dc	tot									
WILLS, Jason-f	4	8	0	0	0	1	4	2	6	1	8	2	1	0	1	23
JONES, Ed-f	3	8	1	2	2	3	2	1	3	1	9	2	1	0	1	23
PORTER, James-c	1	2	0	0	0	0	0	0	0	2	2	0	2	0	0	14
ERWIN, Austin-g	0	3	0	3	0	0	0	0	0	0	0	0	1	1	0	17
FERNANDEZ, Angelo-g	1	1	0	0	0	0	0	2	2	0	2	2	0	0	3	13
RUSH, Steven	2	6	1	4	8	8	0	1	1	1	13	0	2	0	0	19
NELSON, Glenn	0	8	0	4	0	0	0	3	3	2	0	2	4	0	2	21
CHAPLIN, Trhern	1	4	0	2	1	2	0	3	3	3	3	0	1	0	1	14
ALSTON, Tavarus	1	2	1	1	0	0	0	0	0	0	3	0	0	0	0	3
GREGG, Patrick	2	2	0	0	1	1	1	0	1	0	1	0	5	0	1	8
SHEPHERD, Kam	1	1	0	0	0	0	1	0	1	0	1	0	2	0	0	4
COLEMAN, Thomas	1	1	0	0	1	2	1	3	4	1	3	1	2	0	0	17
WILSON, Nicholas	3	6	1	3	0	0	1	0	1	2	7	1	1	0	0	14
JOHNSON, Robert	2	2	0	0	0	0	0	1	1	0	4	0	1	0	0	10
TEAM					1	2										
Totals.....	22	54	4	19	13	17	11	17	28	13	61	11	18	1	8	200

Percentages: FG%: 40.7%; 3FG%: 21.1%; FT%: 76.5%.

PITT 88 (2-0)

5

No. 17 PITT 92, BUFFALO 45

November 23, 2007 • Petersen Events Center • Pittsburgh, Pa.

Trailing 4-0, Pitt scored 22 consecutive points to take command of the game...Pitt led by as many as 51 points late in the second half...Pitt improved to 8-1 all-time vs. Buffalo...Pitt's 16 steals tied a Petersen Events Center and Jamie Dixon Era record...Pitt improved to 5-0 for the eighth straight year...The 47-point win was the largest in Petersen Events Center history and tied for the ninth largest victory in school history...Keith Benjamin (17 points) and Tyrell Biggs (12 points) both registered career-highs for scoring.

BUFFALO 45 (2-3)

Player	tot-fg		3-pt		rebounds					tp	a	to	blk	s	min
	fg	fga	fg	fga	of	dc	tot	pf							
GAMBLE, Greg-f	0	3	0	0	1	0	1	1	0	4	2	0	1	1	19
BOUDREAU, Max-f	4	5	0	0	1	2	0	1	2	9	2	0	0	1	14
FEDOTOV, Vadim-c	6	12	0	0	1	2	2	4	3	13	1	2	0	0	31
ROBINSON, Andy-g	0	1	0	1	0	0	0	0	1	0	0	3	0	1	10
PIERCE, Rodney-g	1	5	1	4	0	0	0	3	3	3	1	0	0	0	19
MULKEY, Byron	2	2	0	0	0	0	0	2	4	1	3	0	0	1	11
SMILEY, Sean	2	11	2	8	0	0	1	2	3	2	6	0	2	2	17
BOYER, John	0	1	0	1	0	0	0	2	4	0	2	2	0	1	13
BETTS, Calvin	2	6	1	5	0	0	0	6	6	2	5	1	7	0	32
ALSTON, Jawaan	1	4	0	0	1	2	0	1	1	3	3	0	1	0	13
LALLEY, Adekambi	0	4	0	0	0	0	1	1	2	1	0	1	3	1	13
ADDISON, Brian	1	2	0	0	0	0	2	1	3	0	2	0	0	0	8
TEAM							3	0	3						
Totals.....	19	56	4	19	3	6	10	19	29	21	45	13	25	1	6

Percentages: FG%: 33.9%; 3FG%: 21.1%; FT%: 50.0%.

PITT 92 (5-0)

Player	tot-fg		3-pt		rebounds					tp	a	to	blk	s	min
	fg	fga	fg	fga	of	dc	tot	pf							
YOUNG, Sam-f	8	11	2	3	2	6	8	0	20	2	1	3	4	23	
COOK, Mike-f	4	10	0	2	0	1	2	3	5	1	8	2	1	0	18
BLAIR, DeJuan-c	1	4	0	0	2	2	1	4	5	3	4	1	3	0	16
FIELDS, Levanec-g	6	10	1	3	2	2	1	4	5	0	15	7	0	0	22
RAMON, Ronald-g	1	7	1	6	0	0	0	2	2	0	3	0	1	0	20
WALLACE, Austin	0	0	0	0	0	0	1	0	1	0	0	0	1	0	4
BENJAMIN, Keith	6	8	3	4	2	2	0	1	1	2	17	1	1	0	3
BIGGS, Tyrell	4	5	0	1	4	6	3	1	4	1	12	1	1	1	26
BROWN, Gilbert	3	6	0	2	4	4	3	0	3	1	10	4	1	0	20
WANAMAKER, Brad	1	2	0	1	1	2	0	1	1	2	3	3	3	0	2
FRYE, Tim	0	1	0	0	0	0	0	0	0	0	0	0	0	0	2
POLEN, Maurice	0	1	0	0	0	0	0	2	2	0	0	0	0	0	2
DIGGS, Cassin	0	1	0	0	0	0	1	0	1	3	0	0	0	0	7
McGHEE, Gary	0	1	0	0	0	0	0	0	0	0	0	1	0	0	3
TEAM							1	3	4						
Totals.....	34	67	6	22	18	22	15	27	42	13	92	21	14	4	16

Percentages: FG%: 50.7%; 3FG%: 27.3%; FT%: 81.8%.

Officials: Doug Simons (R), Ed Corbett, Earl Walton; Technical fouls: None; Attendance: 10596.
Score by Periods
Buffalo 21 24 45
Pitt 49 43 92

7

No. 14 PITT 78, TOLEDO 52

December 1, 2007 • Petersen Events Center • Pittsburgh, Pa.

In the early-going, Pitt trailed by its largest deficit of the season, 12-4, as Toledo hit four consecutive 3-pointers...Pitt scored the final six points of the first half to take a 34-28 halftime lead...The Panthers opened the second half on a 19-6 run to take control of the contest...Pitt outscored Toledo 55-29 following a 23-23 tie with 5:55 minutes left in the first half...Sam Young and DeJuan Blair both registered double-doubles...The last time two Pitt players finished with double-doubles was on March 9, 2006 vs. West Virginia (Young and Gray)...Tyrell Biggs made his first career start and finished with a career-high 11 rebounds...Pitt won its ninth consecutive home game...With the win, Pitt is 7-0 for the sixth consecutive season.

TOLEDO 52 (1-6)

Player	tot-fg		3-pt		rebounds					tp	a	to	blk	s	min
	fg	fga	fg	fga	of	dc	tot	pf							
AMOS, Jonathan-f	2	10	0	2	4	6	4	4	8	2	8	1	3	1	31
YOUNG, Jerrah-f	2	5	0	0	1	2	1	3	4	2	5	0	3	1	31
BINGHAM, Corey-g	2	4	2	3	0	0	0	2	2	1	6	0	0	1	31
JOHNSON, Ridley-g	2	11	1	9	0	0	0	2	2	2	5	2	0	0	26
KENT, Tyrone-g	8	17	4	12	2	2	0	6	6	3	22	5	5	0	36
ANYIJONG, Justin	1	2	0	0	0	0	1	0	1	0	2	0	1	0	13
CLAYTON, Cory	0	0	0	0	0	0	0	0	0	0	0	0	0	0	2
LO, Mohammed	2	5	0	1	0	0	1	2	3	4	4	0	0	0	14
BYRD, Anthony	0	1	0	0	0	0	0	0	0	2	0	0	0	0	16
TEAM							2	0	2						
Totals.....	19	55	7	27	7	10	9	19	28	16	52	8	12	3	200

Percentages: FG%: 34.5%; 3FG%: 25.9%; FT%: 70.0%.

PITT 78 (7-0)

Player	tot-fg		3-pt		rebounds					tp	a	to	blk	s	min
	fg	fga	fg	fga	of	dc	tot	pf							
YOUNG, Sam-f	7	14	1	2	2	5	7	12	3	17	1	4	0	0	30
COOK, Mike-f	5	9	1	2	3	3	0	1	1	2	14	3	0	1	25
BIGGS, Tyrell-c	3	7	0	0	0	0	5	6	11	3	6	1	1	0	24
FIELDS, Levanec-g	1	10	0	4	3	4	2	3	5	0	5	9	1	0	30
RAMON, Ronald-g	2	5	1	3	0	0	1	2	3	1	5	3	1	0	23
BENJAMIN, Keith	2	8	2	4	0	0	1	1	1	6	1	0	0	0	19
BROWN, Gilbert	3	5	0	1	0	0	2	2	4	1	6	1	0	0	15
WANAMAKER, Brad	3	5	0	0	0	0	0	0	0	0	6	0	0	0	8
BLAIR, DeJuan	4	7	0	0	3	5	6	5	11	1	11	2	0	2	33
DIGGS, Cassin	1	2	0	0	0	0	1	0	1	0	2	0	0	0	3
TEAM							1	2							
Totals.....	31	72	5	16	11	14	23	28	51	12	78	21	7	3	5

Percentages: FG%: 43.1%; 3FG%: 31.3%; FT%: 78.6%.

Officials: Ed Corbett (R), Chris Beaver, Glenn Mayborg; Technical fouls: None; Attendance: 9660.
Score by Periods
Toledo 28 24 52
Pitt 34 44 78

6

No. 14 PITT 80, BOSTON U. 53

November 27, 2007 • Petersen Events Center • Pittsburgh, Pa.

Pitt used a 9-0 run to take a commanding 19-4 lead with 9:46 to play in the first half...The run occurred despite Pitt's eight turnovers over the game's first 10 minutes...Ronald Ramon tied a career-high with a 5-5 3-point performance...Sam Young reached double figure scoring for the sixth time on the year...Pitt won by more than 23 points for the fifth time in the season's first six games...Pitt led 42-19 at halftime...Boston U. went on a 14-2 run midway through the second half but it was not enough...Pitt improved to 6-0 all-time vs. America East teams...Pitt topped the one million mark for attendance in the Petersen Events Center.

BOSTON U. 53 (1-5)

Player	tot-fg		3-pt		rebounds					tp	a	to	blk	s	min
	fg	fga	fg	fga	of	dc	tot	pf							
KONATE, Ibrahim-f	0	1	0	0	1	0	1	0	0	0	0	0	1	2	0
BRITTAIN, Scott-f	2	4	0	0	4	8	3	3	6	4	8	1	2	1	32
WOLFE, Matt-g	1	12	0	4	0	0	3	2	5	2	2	0	4	0	31
STRONG, Carlos-g	7	20	6	14	4	4	2	3	5	1	24	0	4	1	36
JOHNSON, Marques-g	1	3	0	1	2	3	1	2	3	0	4	4	5	0	32
SIRUTIS, Valdas	0	1	0	1	1	2	2	1	3	3	1	2	1	0	13
HOLLAND, John	6	11	2	4	0	0	2	2	4	1	14	1	2	0	25
GOTZLER, Max	0	2	0	0	0	0	2	0	2	3	0	0	0	0	18
TEAM							2	1	3						
Totals.....	17	54	8	24	11	17	18	14	32	14	53	8	20	4	200

Percentages: FG%: 31.5%; 3FG%: 33.3%; FT%: 64.7%.

PITT 80 (6-0)

Player	tot-fg		3-pt		rebounds					tp	a	to	blk	s	min
	fg	fga	fg	fga	of	dc	tot	pf							
YOUNG, Sam-f	5	8	1	1	3	5	1	3	4	14	0	4	0	2	27
COOK, Mike-f	3	8	1	4	4	4	1	1	2	0	11	6	2	0	24
BLAIR, DeJuan-c	2	4	0	0	5	6	3	3	6	0	9	0	0	3	22
FIELDS, Levanec-g	5	7	1	3	0	0	2	2	2	1	11	8	1	0	24
RAMON, Ronald-g	5	6	5	5	0	0	2	1	3	2	15	1	0	0	22
WALLACE, Austin	0	0	0	0	0	0	0	0	0	0	0	0	0	0	1
BENJAMIN, Keith	2	5	1	4	0	0	0	3	3	1	5	2	1	0	19
BIGGS, Tyrell	3	3	0	0	0	0	1	0	1	2	6	1	1	2	0
BROWN, Gilbert	2	3	1	2	0	0	0	4	4	0	5	1	1	0	15
WANAMAKER, Brad	0	5	0	2	2	4	1	0	1	1	2	0	3	0	14
FRYE, Tim	0	1	0												

9

No. 12 PITT 75, WASHINGTON 74

December 8, 2007 • Bank of America Arena • Seattle, Wash.

The game was decided by television's instant replay after Washington's Justin Dentmon drove the length of the floor, weaved through the Pitt defense and seemingly converted a layup in 4.7 seconds. Both teams gathered around the scorer's table as the officials took two minutes to decide a ruling on the play...Officials ruled that the shot was taken after the buzzer sounded to give Pitt a thrilling 75-74 road win...Trailing 75-74 with five seconds to go, UW gained possession after a ruled jump ball following a missed free throw by Pitt...Pitt took its first lead (47-44) when Ronald Ramon hit a 3-pointer with 16:02 left...Pitt extended its lead to nine points (65-56) on a DeJuan Blair layup and Mike Cook 3-pointer...Pitt held a six-point lead with 2:10 to go but UW hit two 3-pointers to pull within two points (73-71) with 41 seconds...After Pitt's LeVance Fields hit two free throws, UW's Ryan Appleby followed with a 3-pointer to cut Pitt's lead to one point with eight seconds...In his first appearance of the year, Appleby kept the Huskies in the game with four first half 3-pointers.

PITT 75 (9-0)

Player	tot-fg		3-pt			rebounds					pf	tp	a	to	blk	s	min
	fg	fga	fg	fga	ft	fta	of	dc	tot								
YOUNG, Sam-f	5	11	1	3	3	4	1	2	3	3	14	0	2	0	0	0	28
COOK, Mike-f	4	8	1	2	5	6	1	0	1	3	14	6	2	0	0	0	28
BLAIR, DeJuan-c	7	13	0	0	2	4	3	11	14	2	16	0	1	2	3	31	
FIELDS, LeVance-g	7	9	2	2	4	6	1	4	5	2	20	3	2	0	0	36	
RAMON, Ronald-g	1	4	1	3	0	0	0	2	2	0	3	2	1	0	1	31	
BENJAMIN, Keith	1	5	0	0	0	0	2	0	2	1	2	0	0	0	0	14	
BIGGS, Tyrell	2	4	0	0	0	0	1	3	4	3	4	0	0	0	0	20	
BROWN, Gilbert	1	2	0	1	0	0	0	0	0	2	2	1	1	0	0	12	
TEAM							3	1	4								
Totals.....	28	56	5	11	14	20	12	23	35	16	75	12	9	2	4	200	

Percentages: FG%: 50.0%; 3FG%: 45.5%; FT%: 70.0%.

WASHINGTON 74 (4-4)

Player	tot-fg		3-pt			rebounds					pf	tp	a	to	blk	s	min
	fg	fga	fg	fga	ft	fta	of	dc	tot								
WOLFINGER, Joe-f	2	4	0	0	0	0	1	2	3	1	5	0	0	0	0	0	5
BROCKMAN, Jon-f	8	18	0	0	1	3	7	5	12	2	17	3	1	0	0	0	35
SMITH, Joel-g	0	2	0	0	2	0	0	1	1	1	0	3	2	0	0	22	
OVERTON, Venoy-g	0	1	0	1	0	0	0	0	0	1	0	3	0	0	0	13	
MORRIS, Tim-g	5	7	1	2	0	0	1	3	4	2	11	1	0	0	0	31	
DENTMON, Justin	2	6	1	3	4	6	1	2	3	1	9	2	1	0	0	24	
BRYAN-AMANNING, Matt	0	0	0	0	0	0	0	0	0	0	0	0	0	0	0	4	
APPLEBY, Ryan	6	13	6	12	0	0	0	1	1	2	18	2	0	1	0	25	
WALLACE, Artem	3	4	0	0	0	1	2	1	3	1	6	0	0	0	0	16	
PONDEXTER, Quincy	3	8	2	2	0	0	2	3	5	2	8	4	4	1	1	25	
TEAM							0	2	2								
Totals.....	29	63	11	24	5	10	14	20	34	13	74	18	8	2	2	200	

Percentages: FG%: 46.0%; 3FG%: 45.8%; FT%: 50.0%.

Officials: Dick Cartmell, Dave Libbey, Mark Reischling; Technical fouls: None; Attendance: 9229.

Score by Periods	1st	2nd	Total
	Pitt	34	41
Washington	37	37	74

11

No. 11 PITT 65, No. 6 DUKE 64 (OT)

December 20, 2007 • Madison Square Garden • New York, N.Y.

In a battle of two undefeated, nationally ranked teams, Pitt and Duke provided a sellout crowd and national television audience one of college basketball's most thrilling games of the year...Trailing 64-62 in overtime, LeVance Fields hit a fadeaway game-winning 3-pointer with 4.7 seconds left to lift Pitt to victory...Duke held a 12-point halftime lead (34-22), taking advantage of 13 first half turnovers and 36 percent shooting from the floor...The Panthers trailed by as many as 16 points late in the first half...Trailing 43-33 with 12:47 left in regulation, Pitt used a 12-0 run to take its first lead (49-48) on a Sam Young free throw with 5:27 to go...Kyle Singler hit a 3-pointer to tie the game at 56-56 with 1:34 left, Young answered with a field goal to give Pitt a 58-56 lead...Gerald Henderson sent the game into overtime with a basket...Mike Cook suffered a knee injury early in the overtime period which sidelined him for the rest of the season...DeJuan Blair totaled his fifth double-double and grabbed a career-high 20 rebounds...The 20 rebounds were the most by a freshman since Mel Bennett had 21 in 1975.

PITT 65 (11-0)

Player	tot-fg		3-pt			rebounds					pf	tp	a	to	blk	s	min
	fg	fga	fg	fga	ft	fta	of	dc	tot								
YOUNG, Sam-f	7	16	0	3	3	3	1	6	7	2	17	1	4	0	2	38	
COOK, Mike-f	1	6	0	1	0	0	2	2	4	2	2	0	5	0	0	22	
BLAIR, DeJuan-c	4	8	0	0	7	15	6	14	20	5	15	1	4	3	1	35	
FIELDS, LeVance-g	7	13	3	7	4	4	0	2	2	3	21	4	5	0	2	40	
RAMON, Ronald-g	1	7	0	4	2	2	0	2	2	3	4	2	3	0	1	38	
BENJAMIN, Keith	1	4	0	1	0	0	0	3	3	1	2	0	0	0	0	13	
BIGGS, Tyrell	1	7	0	1	0	0	4	0	4	3	2	0	1	0	0	16	
BROWN, Gilbert	1	4	0	2	0	0	2	5	7	4	2	2	0	1	2	25	
TEAM							4	0	4								
Totals.....	23	65	3	19	16	24	19	34	53	23	65	10	22	4	8	225	

Percentages: FG%: 35.4%; 3FG%: 15.8%; FT%: 66.7%.

DUKE 64 (10-1)

Player	tot-fg		3-pt			rebounds					pf	tp	a	to	blk	s	min
	fg	fga	fg	fga	ft	fta	of	dc	tot								
SINGLER, Kyle-f	6	12	1	2	4	6	3	2	5	4	17	2	3	0	1	38	
THOMAS, Lance-f	2	3	0	0	1	3	0	0	0	3	5	0	2	0	0	15	
HENDERSON, Gerald-g	8	17	0	3	1	4	1	1	2	2	17	1	2	1	2	28	
NELSON, DeMarcus-g	4	9	1	4	5	8	1	4	5	4	14	6	3	0	0	37	
PAULUS, Greg-g	1	2	1	2	0	0	0	0	0	3	3	1	5	0	0	34	
McCLURE, David	0	0	0	0	1	2	0	3	3	2	1	0	0	0	0	8	
SMITH, Nolan	0	3	0	0	0	0	0	0	0	2	1	1	0	0	0	13	
KING, Taylor	1	4	1	4	0	0	0	1	1	1	3	1	1	0	0	11	
SCHEYSER, Jon	1	10	0	4	2	3	2	10	12	2	4	0	2	0	1	35	
ZOUBEK, Brian	0	1	0	0	0	0	0	3	3	1	0	0	0	0	0	6	
TEAM							4	4	8								
Totals.....	23	61	4	19	14	26	11	28	39	24	64	12	20	1	4	225	

Percentages: FG%: 37.7%; 3FG%: 21.1%; FT%: 53.8%.

Officials: Mike Kitts (R), Jim Burr, Jamie Luckie; Technical fouls: None; Attendance: 19544.

Score by Periods	1st	2nd	OT	Total
	Pitt	22	36	7
Duke	34	24	6	64

10

No. 11 PITT 85, OKLAHOMA STATE 68

December 15, 2007 • Petersen Events Center • Pittsburgh, Pa.

Pitt took command of the game by outscoring Oklahoma State 20-5 over the final 6:17 to take an 18-point halftime lead (49-31)...A 7-0 rally fueled by a DeJuan Blair layup, Ronald Ramon 3-pointer and Sam Young layup gave Pitt a 12-point lead...Pitt used 68 percent field goal shooting and hit 5-8 3-pointers to build its halftime lead...OSU cut the Panthers' advantage to as few as seven points (54-47) but Pitt responded with a LeVance Fields 3-pointer, a Fields free throw and layup and jumper from Blair to go up 62-47 with 8:04 to play...Blair registered his fourth career double-double...Blair tied or set career-highs for scoring (20 points), blocked shots (5) and minutes played (31)...Young reached double figure scoring for the 10th time this year...Pitt improved to 10-0 for a fifth consecutive year...Pitt won its 10th consecutive home game and 27th consecutive non-conference home game...Pitt won its 10th non-conference game for a seventh consecutive season...Pitt improved to 4-4 all-time vs. Oklahoma State.

OKLAHOMA STATE 68 (5-4)

Player	tot-fg		3-pt			rebounds					pf	tp	a	to	blk	s	min
	fg	fga	fg	fga	ft	fta	of	dc	tot								
BROWN, Anthony-f	2	7	0	1	0	0	3	4	7	4	4	1	2	0	0	23	
DOVE, Marcus-f	7	14	0	2	3	5	2	0	2	4	17	0	2	1	1	38	
ANDERSON, James-f	2	8	1	5	3	4	0	2	2	1	8	1	0	0	0	29	
EATON, Byron-g	3	14	0	3	3	3	2	1	3	2	9	4	2	1	3	34	
HARRIS, Terrel-G	7	10	2	5	0	1	3	6	9	5	16	1	3	1	3	35	
MUONELLO, Obi	4	6	3	4	0	0	2	4	6	2	11	1	5	0	1	20	
SIDORAKIS, Nick	0	0	0	0	1	2	0	0	0	0	1	0	2	0	0	5	
THOMAS, Ibrahim	0	0	0	0	0	0	0	0	2	0	0	0	0	0	0	5	
MOSES, Marshall	1	3	0	1	0	0	1	1	0	1	0	2	0	0	1	11	
TEAM							2	3	5								
Totals.....	26	62	6	21	10	15	15	20	35	20	68	8	17	4	8	200	

Percentages: FG%: 41.9%; 3FG%: 28.6%; FT%: 66.7%.

PITT 85 (10-0)

Player	tot-fg		3-pt			rebounds					pf	tp	a	to	blk	s	min
	fg	fga	fg	fga	ft	fta	of	dc	tot								
YOUNG, Sam-f	4	10	1	1	6	6	1	2	3	1	15	1	1	1	1	0	35
COOK, Mike-f	3	7	2	3	7	8	0	2	2	0	15	1	4	0	2	29	
BLAIR, DeJuan-c	8	10	0	0	4	5	3	7	10	3	20	0	1	5	2	31	
FIELDS, LeVance-g	7	10	1	1	2	4	1	2	3	3	17	6	2	0	1	33	
RAMON, Ronald-g	3	7	2	5	2	2	0	5	5	2	10	5	3	0	3	34	
BENJAMIN, Keith	2	4	1	3	0	0	0	0	0	2	5	2	1	0	1	13	
BIGGS, Tyrell	0	0	0	0	3	4	0	3	3	2	3	1	0	0	1	14	
BROWN, Gilbert	0	1	0	1	0	0	0	1	1	1	0	1	1	0	0</		

13

No. 13 PITT 96, LAFAYETTE 75

January 2, 2008 • Petersen Events Center • Pittsburgh, Pa.

In its first game without injured starters LeVance Fields and Mike Cook, Pitt used 80 percent (20-25) second half shooting to win a 96-75 decision...Pitt pulled away early in the second half using a 6-0 run to take a 56-49 lead with 15:07 to go, then putting together a 9-0 run to take a 17-point lead (75-58) with 8:47 left...Pitt led by as many as 26 points late in the second half...While converting 11-18 3-pointers, Lafayette built a two point halftime lead (41-39)...Lafayette set a Pitt opponent record for 3-pointers in a game with 17...Ronald Ramon registered his first career-double along with a career-high 10 assists...Keith Benjamin and Tyrell Biggs each set career-highs for points (19)...Pitt tied a school and Petersen Events Center record with its 28th consecutive home win over a non-conference team...Pitt finished with its second-highest field goal percentage in school history (67.3%)...Pitt won its 11th consecutive home game and improved to 56-1 vs. non-conference opponents at the Petersen Events Center.

LAFAYETTE 75 (8-5)

Player	tot-fg		3-pt		rebounds			pf	tp	a	to	blk	s	min
	fg	fga	fg	fga	of	dc	tot							
SCHMIDT, Everest-f	0	3	0	0	1	0	1	4	0	1	0	0	0	15
BETLEY, Matt-f	7	9	6	6	0	3	1	4	2	20	1	3	0	24
GRUNER, Michael-g	1	3	0	1	2	2	0	0	0	2	4	0	1	16
BROWN, Andrew-g	4	12	3	10	0	0	4	4	2	11	4	3	1	32
ABDULLAH, Bilal-g	4	9	4	7	2	2	1	1	2	14	4	7	0	29
CUMMINS, Paul	4	6	3	5	0	2	1	3	0	11	3	0	0	21
WHEELER, Ben	2	3	1	2	0	0	1	1	0	5	0	0	0	17
KARI, Jeff	0	0	0	0	4	6	1	0	1	0	4	2	0	0
VISOCKAS, Deirunas	0	1	0	0	0	0	0	0	0	0	0	1	0	7
BENBOW, Darion	0	0	0	0	1	2	0	0	0	3	1	1	0	6
MINTZ, Jared	1	2	0	0	0	0	0	0	1	2	1	0	0	13
DETMER, Ted	0	2	0	0	1	2	1	1	2	3	2	3	0	16
KOLTUN, Marek	1	1	0	0	0	0	0	0	3	2	0	0	1	7
TEAM						5	1	6						
Totals.....	24	51	17	31	10	14	14	10	24	22	75	19	18	2 4 200

Percentages: FG%: 47.1%; 3FG%: 54.8%; FT%: 71.4%.

PITT 96 (12-1)

Player	tot-fg		3-pt		rebounds			pf	tp	a	to	blk	s	min
	fg	fga	fg	fga	of	dc	tot							
BROWN, Gilbert-f	3	5	2	4	2	2	4	2	5	10	1	1	0	1 24
YOUNG, Sam-f	7	13	1	4	9	5	2	7	2	19	1	5	2	0 30
BLAIR, DeJuan-c	3	6	0	0	3	4	2	1	3	2	9	3	2	1 4 25
BENJAMIN, Keith-g	7	9	2	4	4	0	2	2	2	20	5	1	0	1 32
RAMON, Ronald-g	3	4	3	4	2	3	4	0	4	11	10	0	1	1 34
BIGGS, Tyrell	9	11	0	0	1	2	4	0	4	0	19	1	0	2 26
WANAMAKER, Brad	2	3	1	2	0	0	2	2	4	5	2	2	0	1 23
FRYE, Tim	1	1	1	1	0	0	0	0	0	3	0	1	0	0 2
POLEN, Maurice	0	0	0	0	0	0	0	0	0	0	0	0	0	0 2
DIGGS, Cassin	0	0	0	0	0	0	0	0	2	0	0	1	0	0 2
TEAM						0	0	0						
Totals.....	35	52	10	16	16	24	11	13	24	17	96	23	13	6 9 200

Percentages: FG%: 67.3%; 3FG%: 62.5%; FT%: 66.7%.

Officials: Bryan Kersey(R), Earl Walton, John Gaffney; Technical fouls: None; Attendance: 10851.

Score by Periods	1st	2nd	Total
Lafayette	41	34	75
Pitt	39	57	96

15

No. 20 PITT 79, SOUTH FLORIDA 66

January 9, 2008 • Sun Dome • Tampa, Fla.

Pitt outscored USF 14-2 over a six minute second half stretch to take a commanding 17-point lead (73-56) with 4:13 left...Pitt used a 7-0 run to take a 35-24 lead with 3:34 to go in the first half...Jumpers from Keith Benjamin and Gilbert Brown and a Benjamin 3-pointer capped the rally...After Sam Young and DeJuan Blair each registered two fouls early in the first half, Gary McGhee provided a spark off the bench as he played 12 productive minutes...McGhee gave Pitt the lead for good on a key dunk and foul...Sam Young scored over 20 points for the sixth time in his career...Benjamin tied career-highs for points (20) and minutes (37)...Pitt improved to 2-2 all-time vs. South Florida.

PITT 79 (13-2, 1-1 Big East)

Player	tot-fg		3-pt		rebounds			pf	tp	a	to	blk	s	min
	fg	fga	fg	fga	of	dc	tot							
BROWN, Gilbert-f	4	7	2	4	0	0	1	3	4	4	10	4	2	0 1 29
YOUNG, Sam-f	9	13	1	2	3	4	1	3	4	2	22	1	1	0 28
BLAIR, DeJuan-c	4	8	0	0	4	4	5	4	9	3	12	1	2	2 25
BENJAMIN, Keith-g	8	12	3	5	1	2	1	2	3	1	20	2	0	1 37
RAMON, Ronald-g	2	6	2	3	0	0	1	1	2	6	7	3	0	0 33
BIGGS, Tyrell	1	6	0	0	0	0	4	3	7	2	2	0	0	1 26
WANAMAKER, Brad	0	1	0	0	1	2	0	1	1	0	1	3	1	0 10
McGHEE, Gary	3	5	0	0	0	2	1	3	4	1	6	1	0	1 12
TEAM						3	0	3						
Totals.....	31	58	8	16	9	14	16	20	36	15	79	20	10	3 5 200

Percentages: FG%: 53.4%; 3FG%: 50.0%; FT%: 64.3%.

SOUTH FLORIDA 66 (10-6, 1-2 Big East)

Player	tot-fg		3-pt		rebounds			pf	tp	a	to	blk	s	min
	fg	fga	fg	fga	of	dc	tot							
CHIN, Orane-f	1	4	0	0	0	2	1	3	4	1	2	1	1	0 22
GRANSBERRY, Kentrell-c	11	21	0	0	4	7	7	4	11	3	26	3	3	2 0 37
JONES, Dominique-g	4	10	3	6	2	2	2	1	3	1	13	3	1	0 40
HOWARD, Chris-g	2	5	0	1	0	1	1	0	1	1	4	3	1	1 24
VERDEJO, Jesus-g	7	9	3	5	0	0	0	2	2	3	17	1	2	0 0 33
HOLMES, Aaron	0	1	0	1	0	0	0	0	0	1	0	1	0	0 9
SAKA, Adam	0	5	0	2	0	0	1	2	3	2	0	1	0	0 16
BOZEMAN, Solomon	1	4	0	2	0	0	1	0	1	1	2	2	1	0 0 11
AJAYI, Mobolaji	0	1	0	0	2	2	1	0	1	1	2	0	1	0 8
TEAM						4	2	6						
Totals.....	26	60	6	18	8	14	18	14	32	14	66	16	10	4 2 200

Percentages: FG%: 43.3%; 3FG%: 33.3%; FT%: 57.1%.

Officials: Reggie Greenwood, Pat Driscoll, Gary Prager; Technical fouls: None; Attendance: 6027.

Score by Periods	1st	2nd	Total
Pitt	40	39	79
South Florida	33	33	66

14

No. 17 VILLANOVA 64, No. 13 PITT 63

January 6, 2008 • The Pavilion • Villanova, Pa.

With 10 seconds left, Dante Cunningham converted two free throws to give Villanova a 64-63 lead...Trailing by one point, Pitt had possession with 10 seconds to go, but VU's Antonio Pena came up with a steal...Pitt committed one of its season-high 22 turnovers...Pitt battled back from a six point deficit (57-51) with 5:39 to go...The Panthers used a Sam Young layup and 3-pointers from Gilbert Brown and Ronald Ramon to cut the deficit to one point at 60-59 with 2:56 left...A DeJuan Blair jumper gave Pitt a 63-62 lead with 1:36 left...The teams traded possessions before Cunningham was fouled after grabbing an offensive rebound...Pitt built an eight-point lead (43-35) with 15:01 left in the game after outscoring Villanova 9-3 over a three-minute span...Young scored 10 second half points...Pitt led by as many as eight points in the first half...Blair registered his sixth career double-double.

PITT 63 (12-2, 0-1 Big East)

Player	tot-fg		3-pt		rebounds			pf	tp	a	to	blk	s	min
	fg	fga	fg	fga	of	dc	tot							
BROWN, Gilbert-f	3	5	1	3	3	4	1	3	4	3	10	2	4	3 0 33
YOUNG, Sam-f	7	13	0	1	2	2	1	4	5	3	16	1	2	2 0 30
BLAIR, DeJuan-c	5	14	0	0	2	5	7	8	15	1	12	2	2	2 37
BENJAMIN, Keith-g	6	9	3	5	0	0	0	2	2	5	15	1	5	0 0 35
RAMON, Ronald-g	1	5	1	2	0	1	0	2	2	3	3	3	5	0 1 32
BIGGS, Tyrell	3	8	0	0	1	1	4	1	2	4	7	1	2	0 0 25
WANAMAKER, Brad	0	1	0	0	0	0	2	0	2	0	2	0	0	0 12
TEAM							3	5	8					
Totals.....	25	55	5	11	8	13	18	25	43	21	63	10	22	7 3 200

Percentages: FG%: 45.5%; 3FG%: 45.5%; FT%: 61.5%.

VILLANOVA 64 (11-2, 1-1 Big East)

Player	tot-fg		3-pt		rebounds			pf	tp	a	to	blk	s	min
	fg	fga	fg	fga	of	dc	tot							
CLARK, Shane-f	3	8	1	4	0	0	1	2	3	5	7	0	0	0 19
CUNNINGHAM, Dante-f	1	4	0	0	4	4	4	5	9	2	6	0	4	1 2 32
REYNOLDS, Scottie-g	1	6	0	5	2	3	0	1	1	3	4	4	1	0 31
FISHER, Corey-g	2	8	0	2	0	1	2	3	0	4	1	2	0	2 20
REDDING, Reggie-g	1	8	1	3	1	2	0	2	2	4	4	2	2	0 4 30
PENA, Antonio	5	8	0	0	2	4	3	1	4	2	12	0	0	0 3 21
GRANT, Malcolm	6	12	4	7	6	7	0	1	1	0	22	1	1	0 0 27
ANDERSON, Dwayne	1	4	0	1	3	3	2	0	2	2	5	0	0	0 0 15
STOKES, Corey	0	1	0	0	0	0	0	0	0	0	0	0	0	0 5
TEAM							5	1	6					
Totals.....	20	59	6	22	18	24	16	15	31	18	64	8	10	1 11 200

Percentages: FG%: 33.9%; 3FG%: 27.3%; FT%: 75.0%.

Officials: Mike Kitts, Ed Corbett, Michael Stephens; Technical fouls: None; Attendance: 6500.

Score by Periods	1st	2nd	Total
Pitt	30	33	63
Villanova	30	34	64

16

No. 20 PITT 84, SETON HALL

17

No. 15 PITT 69, No. 5 GEORGETOWN 60

January 14, 2008 • Petersen Events Center • Pittsburgh, Pa.

Pitt opened the second half by outscoring Georgetown 10-2 to take a 38-28 lead with 15:09 left in the game...With Pitt leading 47-36 with 11:13, Georgetown battled back with an 8-0 run of its own to trail by three points (47-44) with 9:03 left...Pitt answered with two consecutive 3-point plays including DeJuan Blair's offensive rebound putback and Keith Benjamin's over-the-head layup...The Hoyas cut the margin back to five points (58-53) with 3:16 left but Pitt followed with six consecutive free throws to seal the win...Pitt won its fourth consecutive game against a top-5 nationally ranked opponent at home...Pitt improved to 4-1 vs. top-5 nationally ranked teams in the Jamie Dixon/Ben Howland Era...Pitt improved to 11-0 at home on the year...Pitt is 35-7 vs. Big East opponents and 91-8 all-time at the Petersen Events Center...Ronald Ramon scored a season-high 18 points.

GEORGETOWN 60 (13-2, 3-1 Big East)

Player	tot-fg		3-pt		rebounds				pf	tp	a	to	blk	s	min
	fg	fga	fg	fga	of	dc	tot								
WALLACE, Jonathan-f	5	11	2	7	2	2	1	1	2	4	14	0	2	0	33
SUMMERS, Dajuan-f	0	7	0	4	0	0	0	4	4	5	0	5	2	0	24
HIBBERT, Roy-c	3	7	0	0	6	7	4	6	10	1	12	2	2	1	30
FREEMAN, Austin-g	4	8	0	4	0	0	1	3	4	2	8	3	0	0	29
SAPP, Jessie-g	2	7	1	4	0	0	1	3	4	4	5	3	4	1	31
MACKLIN, Vernon	5	5	0	0	0	0	0	0	0	3	10	0	0	2	12
RIVERS, Jeremiah	1	2	0	0	0	0	0	1	1	0	2	1	0	0	18
CRAWFORD, Tyler	0	0	0	0	2	2	0	0	0	0	2	0	0	0	3
EWING, Patrick	3	5	0	1	1	2	1	4	5	2	7	1	0	3	20
TEAM							2	1	3						
Totals.....	23	52	3	20	11	13	10	23	33	21	60	15	10	7	200

Percentages: FG%: 44.2%; 3FG%: 15.0%; FT%: 84.6%.

PITT 69 (15-2, 3-1 Big East)

Player	tot-fg		3-pt		rebounds				pf	tp	a	to	blk	s	min
	fg	fga	fg	fga	of	dc	tot								
BROWN, Gilbert-f	1	5	0	1	0	1	2	2	4	1	2	3	0	0	31
YOUNG, Sam-f	3	13	0	3	3	4	2	4	6	2	9	2	1	0	36
BLAIR, DeJuan-c	6	12	0	0	3	6	4	5	9	4	15	0	3	0	33
BENJAMIN, Keith-g	5	10	2	6	6	8	0	3	3	1	18	2	0	0	36
RAMON, Ronald-g	6	9	4	6	2	2	0	2	2	0	18	4	1	0	36
BIGGS, Tyrell	2	4	0	0	3	5	3	0	3	1	7	0	3	0	19
WANAMAKER, Brad	0	3	0	1	0	0	1	1	2	0	0	2	0	0	7
McGHEE, Gary	0	0	0	0	0	0	0	0	0	3	0	0	0	0	2
TEAM							5	3	8						
Totals.....	23	56	6	17	17	26	17	20	37	12	69	13	8	0	200

Percentages: FG%: 41.1%; 3FG%: 35.3%; FT%: 65.4%.

Officials: Mike Kitts (R), Tony Greene, Paul Janssen; Technical fouls: None; Attendance: 12508.

Score by Periods

	1st	2nd	Total
Georgetown	26	34	60
Pitt	27	42	69

19

No. 13 PITT 81, ST. JOHN'S 57

January 23, 2008 • Madison Square Garden • New York, N.Y.

Sam Young scored 18 of his team-high 26 points in the second half to lead Pitt to victory...In the first half, Pitt hit 4-9 3-pointers and jumped out a 38-27 halftime lead...It built a 21-10 lead on a jumper and 3-pointer by Young...Pitt led by as many as 27 points late in the second half (77-50 with 2:52 left)...Pitt won its second consecutive game and improved to 19-8 at Madison Square Garden since 2000-01...The 24-point margin of victory was Pitt's all-time second largest for a Big East road win...Pitt improved to 18-33 overall and 5-17 in away contests vs. St. John's...Pitt snapped a three-game losing streak to St. John's at Madison Square Garden...The win was Pitt's first at St. John's since 1995 and concluded a five-game losing streak in games played at St. John's.

PITT 81 (16-3, 4-2 Big East)

Player	tot-fg		3-pt		rebounds				pf	tp	a	to	blk	s	min
	fg	fga	fg	fga	of	dc	tot								
BROWN, Gilbert-f	3	4	1	2	0	0	0	2	2	3	7	2	1	0	23
YOUNG, Sam-f	10	17	3	6	3	6	1	3	4	2	26	3	0	1	34
BLAIR, DeJuan-c	5	8	0	0	0	2	3	5	8	2	10	1	3	0	29
BENJAMIN, Keith-g	3	7	2	3	1	2	0	3	3	2	9	4	5	0	35
RAMON, Ronald-g	4	7	1	2	7	9	1	4	5	1	16	5	1	0	31
BIGGS, Tyrell	2	7	0	1	1	1	1	4	5	1	5	0	0	2	23
WANAMAKER, Brad	1	2	0	0	0	0	0	2	2	4	2	2	2	0	12
FRYE, Tim	1	1	1	1	0	0	0	0	0	0	3	0	0	0	2
POLEN, Maurice	0	1	0	0	0	0	0	0	0	1	0	0	0	0	2
McGHEE, Gary	1	1	0	0	1	2	0	0	0	2	3	0	1	0	9
TEAM							5	2	7						
Totals.....	30	55	8	15	13	22	11	25	36	18	81	17	13	3	201

Percentages: FG%: 54.5%; 3FG%: 53.3%; FT%: 59.1%.

ST. JOHN'S 57 (7-10, 1-5 Big East)

Player	tot-fg		3-pt		rebounds				pf	tp	a	to	blk	s	min
	fg	fga	fg	fga	of	dc	tot								
MASON, Anthony-f	12	17	3	4	2	3	5	2	2	9	1	1	0	1	33
COKER, Del-c	0	1	0	0	0	0	2	2	1	0	0	0	0	1	9
BURRELL, Justin-f	3	9	0	1	1	2	0	5	5	4	7	0	2	0	27
LAWRENCE, Eugene-g	1	1	0	0	0	0	0	1	2	1	2	0	0	0	11
KENNEDY, DJ-g	3	8	0	2	1	4	1	2	4	7	0	0	0	2	28
BOOTHE, Malik	2	5	0	2	0	0	1	1	2	3	4	3	4	0	27
WRIGHT, Larry	0	4	0	3	0	0	0	2	2	3	0	3	2	0	12
JASHULIONIS, Tomas	0	0	0	0	0	0	0	0	0	1	0	0	1	0	8
EVANS, Sean	2	4	0	0	0	3	3	1	4	1	4	1	1	2	23
HORNE, Paris	1	2	0	0	1	2	0	3	3	1	3	0	2	0	12
CAVATAIO, Mike	0	0	0	0	0	0	0	0	0	0	0	0	0	0	1
THOMAS, Rob	0	0	0	0	1	2	0	2	2	0	1	0	0	0	9
TEAM							1	1	2						
Totals.....	24	51	3	12	6	16	8	21	29	21	57	9	16	3	198

Percentages: FG%: 47.1%; 3FG%: 25.0%; FT%: 37.5%.

Officials: Tim Higgins, John Gaffney, Michael Stuart; Technical fouls: Pittsburgh Panthers-None. St. John's Red Storm-Boothe, Malik; Attendance: 5219.

Score by Periods

	1st	2nd	Total
Pitt	38	43	81
St. John's	27	30	57

18

CINCINNATI 62, No. 15 PITT 59

January 19, 2008 • Fifth Third Arena • Cincinnati, Ohio

Cincinnati went on a 13-0 run midway through the second half and held off a late Pitt comeback with free throw shooting to register the win...Cincinnati used a 13-0 run to take a 53-40 lead with 6:32 remaining in the game...But Pitt battled back from the 13-point deficit as Young scored 10 of his game-high 24 points in the game's final six minutes...A Keith Benjamin 3-pointer with 26 seconds pulled Pitt to within two points at 59-57 with 26 seconds remaining...UC's Deonta Vaughn hit 1-2 free throws with 15 seconds left to give the Bearcats a 62-59 lead...With 15 seconds left, Pitt had possession of the ball with a chance to tie but two 3-point attempts missed the mark...Young scored 20-plus points for the seventh time on the year and ninth time in his career...Jamie Dixon dropped to 21-14 on the road in Big East regular season play...Pitt dropped to 3-7 all-time vs. Cincinnati.

PITT 59 (15-3, 3-2 Big East)

Player	tot-fg		3-pt		rebounds				pf	tp	a	to	blk	s	min
	fg	fga	fg	fga	of	dc	tot								
YOUNG, Sam-f	9	20	0	3	6	8	5	4	9	1	24	1	2	1	38
BROWN, Gilbert-f	2	3	0	1	4	4	2	2	4	1	8	2	0	0	22
BLAIR, DeJuan-c	2	5	0	0	0	2	0	3	3	4	11	0	2	0	32
BENJAMIN, Keith-g	4	11	3	9	0	0	1	1	2	4	11	0	2	0	32
RAMON, Ronald-g	2	8	0	4	0	0	0	0	0	3	4	8	2	0	38
BIGGS, Tyrell	3	7	0	0	0	0	1	4	5	4	6	0	0	0	26
WANAMAKER, Brad	1	1	0	0	0	2	0	2	2	1	2	0	0	0	9
McGHEE, Gary	0	0	0	0	0	0	0	2	2	1	0	0	0	0	3
TEAM							3	1	4						
Totals.....	23	55	3	17	10	16	12	19	31	19	59	11	8	1	200

Percentages: FG%: 41.8%; 3FG%: 17.6%; FT%: 62.5%.

CINCINNATI 62 (9-9, 4-2 Big East)

Player	tot-fg		3-pt		rebounds				pf	tp	a	to	blk	s	min
	fg	fga	fg	fga	of	dc	tot								
WILLIAMSON, John-f	1	3	0	0	1	3	4	4	8	0	1	0	3	31	
HRZYCIANUK, Adam-c	4	9	0	0	4	4	4	3	7	2	12	0	2	0	27
VAUGHN, Deonta-g	2	5	0	3	10	13	0	1	1	4	14	4	3	1	24
BISHOP, Rashad-g	3	6	1	2	4	6	1	5	6	3	11	1	1	0	31
WARREN, Jamal-g	2	2	0	0	0	0	0	6	6	3	4	4	2	0	37
GENTRY, Marvin	1	3	1	2	0	0	0	2	2	0	3	1	0	0	16
SIKES, Marcus	1	2	0	0	0	0	0	0	0	1	2	0	0	0	9
DAVIS, Larry	0	0	0	0	0	0	0	0	0	0	0	0	1	0	3
MITCHELL, Alvin	1	4	0	1	0	0	0	1	1	2	2	0	1	0	9
McCLAIN, Anthony	2	4	0	0	2	4	1	0	1	1	6	0	0	0	13
TEAM							1	3	4						
Totals.....	20	43	2	8	20	27	8	24	32	20	62	10			

21

No. 18 PITT 69, VILLANOVA 57

January 30, 2008 • Petersen Events Center • Pittsburgh, Pa.

Trailing 38-37 with 13:39 left in the game, Pitt used a 22-3 run capped by Sam Young's block and dunk and Ronald Ramon's 3-pointer to defeat Villanova in the two school's second meeting of the season...Scottie Reynolds scored seven points as Villanova went on a 9-0 run to take its 38-37 lead but Pitt battled back as Young hit a jumper, Ramon canned a 3-pointer and Gilbert Brown converted a layup...Pitt built its lead to as many as 18 points late in the second half...Pitt, which led by as many as 13 points in the first half, built its 29-23 halftime lead while rebounding VU 27-16...Pitt defeated Villanova for the sixth consecutive home game and improved to 27-30 all-time vs. the Wildcats...DeJuan Blair registered his eighth career double-double...Tyrell Biggs finished with a career-high 8-12 free throws made.

VILLANOVA 57 (13-6, 3-5 Big East)

Player	tot-fg		3-pt		rebounds				pf	tp	a	to	blk	s	min
	fg	fga	fg	fga	of	dc	tot								
PENA, Antonio-f	4	15	0	0	2	2	4	6	10	2	10	0	1	1	34
CUNNINGHAM, Dante-f	1	3	0	0	0	0	2	1	3	5	2	0	0	1	22
REYNOLDS, Scottie-g	9	15	3	7	5	8	1	5	6	3	26	4	4	0	36
FISHER, Corey-g	2	10	0	3	0	0	2	0	2	2	4	2	4	0	27
REDDING, Reggie-g	3	6	0	0	0	0	0	0	5	6	2	1	0	0	18
GRANT, Malcolm	1	2	1	2	0	0	1	0	1	1	3	1	1	0	8
DRUMMOND, Casiem	1	2	0	0	0	0	0	0	3	2	0	1	0	0	7
CLARK, Shane	0	0	0	0	0	0	1	1	0	0	0	0	0	0	3
ANDERSON, Dwayne	2	5	0	1	0	2	2	1	3	3	4	0	1	1	23
STOKES, Corey	0	5	0	3	0	0	1	1	2	2	0	1	1	0	22
TEAM							2	2	4						
Totals.....	23	63	4	16	7	12	15	17	32	26	57	10	14	3	8

Percentages: FG%: 36.5%; 3FG%: 25.0%; FT%: 58.3%.

PITT 69 (17-4, 5-3 Big East)

Player	tot-fg		3-pt		rebounds				pf	tp	a	to	blk	s	min
	fg	fga	fg	fga	of	dc	tot								
BROWN, Gilbert-f	3	3	1	2	3	4	2	9	2	4	1	1	1	1	26
YOUNG, Sam-f	5	12	1	3	4	7	3	5	8	0	15	2	4	4	35
BLAIR, DeJuan-c	3	7	0	0	4	5	3	11	14	3	10	0	3	1	29
BENJAMIN, Keith-g	3	10	1	4	1	2	0	4	4	2	8	7	2	0	37
RAMON, Ronald-g	2	5	2	5	4	4	0	2	2	4	10	2	3	0	31
BIGGS, Tyrell	3	5	0	0	8	12	2	2	4	1	14	0	0	1	26
WANAMAKER, Brad	0	4	0	2	1	2	0	0	0	1	1	2	1	0	10
McGHEE, Gary	1	1	0	0	0	0	0	3	2	0	0	1	0	6	
TEAM							6	1	7						
Totals.....	20	47	5	15	24	35	15	28	43	16	69	15	18	8	4

Percentages: FG%: 42.6%; 3FG%: 33.3%; FT%: 68.6%.

Officials: John Cahill (R), J.D. Collins, Pat Driscoll; Technical fouls: None; Attendance: 12508.

Score by Periods	1st	2nd	Total
Villanova	23	34	57
Pitt	29	40	69

23

No. 21 PITT 55, WEST VIRGINIA 54

February 7, 2008 • Petersen Events Center • Pittsburgh, Pa.

Pitt's Ronald Ramon hit a game-winning 3-pointer from the corner to give Pitt its 55-54 win over West Virginia...Trailing 54-52, Pitt had possession of the ball with nine seconds on the clock after WVU's Alex Ruoff hit 1-2 free throws...After Pitt rebounded from halfcourt, Keith Benjamin drove to the basket, drew a WVU defender and found Ramon open in the corner for his buzzer-beating, game-winning 3-pointer...Pitt led 50-45 with 4:30 left in the game, but West Virginia went on an 8-0 run highlighted by a Darris Nichols 3-pointer to lead 53-50 with 1:22 left...DeJuan Blair's touch-pass to Benjamin pulled Pitt to within one point (53-52) with 59 seconds left...Pitt won its fourth game in a row vs. WVU and improved to 82-92 all-time vs. the Mountaineers...Pitt also claimed its seventh win in the last eight meetings between the two schools in Pittsburgh.

WEST VIRGINIA 54 (16-7, 5-5 Big East)

Player	tot-fg		3-pt		rebounds				pf	tp	a	to	blk	s	min
	fg	fga	fg	fga	of	dc	tot								
BUTLER, Da'Sean-f	1	9	1	4	3	6	2	3	5	1	6	1	1	0	39
ALEXANDER, Joe-f	2	11	1	1	0	2	2	2	4	2	5	3	2	2	24
SMALLIGAN, Jamie-c	1	2	1	1	0	0	1	3	4	3	3	1	0	0	11
NICHOLS, Darris-g	6	15	2	7	2	4	0	1	1	3	16	2	0	0	34
RUOFF, Alex-g	1	1	1	1	2	4	0	3	3	0	5	1	3	0	17
THOROUGHMAN, Cam	0	2	0	0	0	1	1	2	3	2	0	1	0	0	19
MAZZULLA, Joe	6	7	3	4	0	0	0	3	3	2	15	0	0	0	26
BROWN, Jarrett	0	1	0	0	0	0	0	1	1	0	0	0	0	0	2
SMITH, Wellington	2	3	0	0	0	0	1	5	6	4	4	0	0	1	16
FLOWERS, John	0	2	0	0	0	0	0	0	0	0	0	2	0	0	6
TEAM							2	3	5						
Totals.....	19	53	9	19	7	17	9	26	35	17	54	9	8	3	6

Percentages: FG%: 35.8%; 3FG%: 47.4%; FT%: 41.2%.

PITT 55 (18-5, 6-4 Big East)

Player	tot-fg		3-pt		rebounds				pf	tp	a	to	blk	s	min
	fg	fga	fg	fga	of	dc	tot								
BROWN, Gilbert-f	1	5	0	2	5	4	4	5	3	1	0	2	0	2	24
YOUNG, Sam-f	4	6	2	2	0	0	2	4	6	2	10	0	1	0	26
BLAIR, DeJuan-c	3	13	0	0	1	3	3	9	12	4	7	1	3	0	30
BENJAMIN, Keith-g	4	12	0	4	2	2	0	2	2	3	10	2	3	0	32
RAMON, Ronald-g	2	6	2	6	2	2	2	8	3	0	0	0	0	0	34
BIGGS, Tyrell	2	3	0	0	0	1	2	4	6	0	4	0	1	0	24
WANAMAKER, Brad	3	4	1	1	0	0	1	1	2	1	7	2	2	0	23
McGHEE, Gary	1	1	0	0	2	4	0	1	1	1	4	0	0	0	7
TEAM							1	3	4						
Totals.....	20	50	5	15	10	16	9	30	39	17	55	11	11	1	5

Percentages: FG%: 40.0%; 3FG%: 33.3%; FT%: 62.5%.

Officials: Karl Hess (R), J.D. Collins, John Higgins; Technical fouls: None; Attendance: 12508.

Score by Periods	1st	2nd	Total
West Virginia	27	27	54
Pitt	26	29	55

22

CONNECTICUT 60, No. 18 PITT 53

February 2, 2008 • XL Center • Hartford, Conn.

In a physical game typical of Big East competition, Connecticut pulled out a 60-53 decision...UConn scored on each of its last seven possessions and outscored Pitt 9-2 over the game's final 2:32...With the score tied 51-51, UConn's Craig Austria gave the Huskies the lead with a 3-pointer...Following two Gilbert Brown free throws, A.J. Price gave UConn a 56-53 lead with a layup with 1:09 left...Pitt led by as many as eight points (21-13) in the first half, but the Huskies came back and went into halftime with a 22-22 tie despite committing 12 turnovers...DeJuan Blair registered his ninth double-double...Blair's nine rebounds ranked as the second highest offensive rebound total for a freshman in school history...Pitt finished with season lows for points (53), field goals made (19) and 3-point field goals made (2)...It was Pitt's second-worst shooting day of the year...Pitt has won just once in the last seven meetings between the two schools played in Connecticut...Pitt dropped to 24-30 in its all-time series against Connecticut.

PITT 53 (17-5, 5-4 Big East)

Player	tot-fg		3-pt		rebounds				pf	tp	a	to	blk	s	min
	fg	fga	fg	fga	of	dc	tot								
BROWN, Gilbert-f	5	7	0	3	4	7	0	2	2	3	10	1	0	0	35
YOUNG, Sam-f	7	21	0	5	4	6	2	2	4	3	18	0	4	1	36
BLAIR, DeJuan-c	5	14	0	0	3	3	9	4	13	3	13	2	0	1	33
BENJAMIN, Keith-g	2	11	1	6	0	0	1	1	2	5	1	1	0	0	36
RAMON, Ronald-g	1	2	1	2	0	0	1	1	2	4	3	4	1	0	25
BIGGS, Tyrell	1	4	0	0	0	0	1	0	1	3	2	0	0	0	16
WANAMAKER, Brad	0	0	0	0	0	1	1	0	1	1	1	2	1	0	12
McGHEE, Gary	0	0	0	0	1	2	1	2	3	0	1	0	0	0	7
TEAM							1	6	7						
Totals.....	19	59	2	16	13	20	16	18	34	19	53	10	9	3	7

Percentages: FG%: 32.2%; 3FG%: 12.5%; FT%: 65.0%.

CONNECTICUT 60 (16-5, 6-3 Big East)

Player	tot-fg		3-pt		rebounds				pf	tp	a	to	blk	s	min
	fg	fga	fg	fga	of	dc	tot								
ADRIEN, Jeff-f	5	10	0	0	4	6	1	5	6	2	14	1	3	4	0
ROBINSON, Stanley-f	1	4	0	0	2	2	1	2	3	5	4	0	0	0	27
THABEET, Hasheem-c	2	4	0	0	2	2	1	6	7	3	6	0	4	5	0
PRICE, A.J.-g	6	12	1	5	8	9	0	6	6	0	21	5	4	0	38
AUSTRIE, Craig-g	5	11	3	6	0	0	0	1	1	2	13	2	0	0	35
BEVERLY, Donnell	0	0	0	0	0	0	0	2	2	1	0	1	0	0	11
WIGGINS, Doug	0	0	0	0	2	2	0	1	1	2	0	2	0	0	11
KELLY, Curtis	0	0	0	0	0	0	0	2	2	1	0	0	0	0	3
MANDELDOVE, Jonathan	0	1	0	0	0	0	1	0	1	0	0	0	0	0	2
EDWARDS, Gavin	0	0	0	0	0	0	0	0	0	0	0	0	1	1	3
TEAM							3	3	6						
Totals.....	19	42	4	11	18	21	7	28	35	15	60	9	14	10	2

Percentages: FG%: 45.2%; 3FG%: 36.4%; FT%: 85.7%.

Officials: Tim Higgins, Bob Donato, Frank Scagliotta; Technical fouls: None; Attendance: 16294.

Score by Periods	1st	2nd	Total
Pitt	22	31	53
Connecticut	22	38	60

25

MARQUETTE 72, No. 22 PITT 54

February 15, 2008 • Bradley Center • Milwaukee, Wis.

Marquette outscored Pitt 11-4 over the first half's final 6:29 to take a nine-point lead into halftime...The Golden Eagles used three 3-pointers- two from David Cubillan and one from Jerel McNeal to lead 33-24 at the half...Marquette used a 17-0 run to extend its lead to 26 points (56-30) with 11:35 to go in the game...Marquette extended its lead to as many as 27 points (61-34) with 8:49 left in the game...Pitt's 18-point loss represented its worst Big East regular season loss of the Jamie Dixon Era and worst Big East road loss in the last five seasons...Since Jamie Dixon became head coach, Pitt had not lost a Big East regular season road game by more than eight points...Entering the game, its average margin of loss in Big East road games during that span was 4.1 points per loss...Levance Fields saw action for the first time in 13 games and since he fractured his left foot on Dec. 29.

PITT 54 (19-6, 7-5 Big East)

Player	tot-fg		3-pt			rebounds				pf	tp	a	to	blk	s	min
	fg	fga	fg	fga	ft	fta	of	dc	tot							
BROWN, Gilbert-f	2	5	0	3	1	1	0	2	2	1	3	0	1	0	0	19
YOUNG, Sam-f	8	16	0	1	2	2	2	3	5	3	18	1	3	0	0	24
BLAIR, DeJuan-c	3	8	0	0	0	0	2	3	5	4	6	0	4	1	0	23
BENJAMIN, Keith-g	3	6	1	1	0	0	1	5	6	3	7	2	2	0	0	28
RAMON, Ronald-g	1	7	0	4	2	2	2	2	2	1	4	6	2	0	0	39
FIELDS, Levance	1	7	0	1	2	2	2	2	4	1	4	2	2	0	0	20
BIGGS, Tyrell	4	6	0	0	1	1	2	0	2	2	9	0	1	0	2	24
WANAMAKER, Brad	0	2	0	1	1	2	0	0	0	2	1	1	0	0	0	13
McGHEE, Gary	0	2	0	0	0	0	2	1	3	0	0	0	0	0	0	10
TEAM							1	3	4							
Totals.....	22	59	1	11	9	10	12	21	33	17	54	12	15	1	3	200

Percentages: FG%: 37.3%; 3FG%: 9.1%; FT%: 90.0%.

MARQUETTE 72 (18-6, 8-5 Big East)

Player	tot-fg		3-pt			rebounds				pf	tp	a	to	blk	s	min
	fg	fga	fg	fga	ft	fta	of	dc	tot							
HAYWARD, Lazar-f	2	6	1	3	0	0	0	3	3	2	5	0	2	0	1	20
BARRO, Ousmane-c	6	6	0	0	2	4	4	8	12	0	14	0	1	2	1	30
JAMES, Dominic-g	2	11	0	6	0	0	1	4	5	2	4	12	0	0	0	31
MCNEAL, Jerel-g	8	13	1	4	0	0	3	3	6	2	17	3	1	1	0	31
MATTHEWS, Wesley-g	3	5	0	1	4	6	1	1	2	2	10	1	2	0	1	17
CHRISTOPHERSON, Scott	0	0	0	0	0	0	0	1	1	1	0	0	1	0	0	3
ACKER, Maurice	1	2	0	0	2	2	0	0	0	1	4	1	2	0	1	5
HAZEL, Patrick	0	0	0	0	0	0	1	1	0	0	0	0	0	0	0	2
HTZGERALD, Dan	2	6	1	5	0	2	0	2	2	1	5	2	0	0	2	21
CUBILLAN, David	4	7	3	5	2	2	1	1	2	2	13	1	0	0	0	23
BURKE, Dwight	0	0	0	0	0	0	0	0	0	1	0	0	1	1	0	3
BLACKLEDGE, Lawrence	0	0	0	0	0	0	0	0	0	0	0	0	0	0	0	4
MBAKWE, Trevor	0	1	0	0	0	0	0	0	0	1	0	0	0	0	0	8
BRICE, Tommy	0	0	0	0	0	0	0	0	0	0	0	0	0	0	0	1
FROZENA, Robert	0	0	0	0	0	0	0	0	0	0	0	0	0	0	0	1
TEAM							1	1	2							
Totals.....	28	57	6	24	10	16	11	25	36	15	72	20	10	4	6	200

Percentages: FG%: 49.1%; 3FG%: 25.0%; FT%: 62.5%.

Officials: Mike Kitts, JD Collins, Brian O'Connell; Technical fouls: None; Attendance: 19011.

Score by Periods	1st	2nd	Total
Pitt	24	30	54
Marquette	33	39	72

27

No. 18 LOUISVILLE 75, PITT 73

February 24, 2008 • Petersen Events Center • Pittsburgh, Pa.

Louisville took advantage of 30 field goals and 57.7% shooting to register a win over Pitt...UL took an eight point lead (61-53) with 6:45 to go but the Panthers stormed back by outscoring the Cardinals 17-10 over a six minute stretch, trimming the margin to one (71-70) on a Ronald Ramon 3-pointer and two DeJuan Blair free throws with 22 seconds...Louisville converted four straight free throws to end Pitt's comeback...UL became the first team to defeat Pitt on two different occasions at the Petersen Events Center...Pitt lost its third straight contest for the first time since the 2004-05 season...Blair registered his 11th career double-double...Sam Young surpassed the 1,000-point career mark.

LOUISVILLE 75 (22-6, 12-3 Big East)

Player	tot-fg		3-pt			rebounds				pf	tp	a	to	blk	s	min
	fg	fga	fg	fga	ft	fta	of	dc	tot							
WILLIAMS, Terrence-f	3	7	0	3	0	1	0	7	7	1	6	5	1	0	0	39
CLARK, Earl-f	2	4	0	2	0	1	1	2	3	3	4	1	2	0	0	23
PADGETT, David-c	9	13	0	0	3	4	2	4	6	3	21	2	6	0	0	28
McGEE, Andre-g	1	3	0	2	2	2	2	1	3	2	4	4	0	0	0	11
SMITH, Jerry-g	3	3	2	2	0	0	0	4	4	1	8	2	3	0	3	31
KNOWLES, Preston	1	2	1	1	0	0	0	1	1	2	3	1	0	0	0	11
PALACIOS, Juan	2	3	0	0	1	2	2	4	6	0	5	1	1	2	0	19
SOSA, Edgar	7	11	3	4	1	2	0	2	2	1	18	0	1	0	0	27
SCOTT, Will	0	0	0	0	0	0	0	0	0	0	0	0	0	0	0	1
CARACTER, Derrick	2	6	0	0	2	3	1	1	2	2	6	0	0	0	0	10
TEAM							2	0	2							
Totals.....	30	56	6	14	9	15	10	26	36	15	75	16	14	2	3	200

Percentages: FG%: 57.7%; 3FG%: 42.9%; FT%: 60.0%.

PITT 73 (19-8, 7-7 Big East)

Player	tot-fg		3-pt			rebounds				pf	tp	a	to	blk	s	min
	fg	fga	fg	fga	ft	fta	of	dc	tot							
BENJAMIN, Keith-f	3	8	0	4	1	2	1	2	3	3	7	0	2	0	0	29
YOUNG, Sam-f	8	15	3	5	1	3	2	5	7	0	20	5	1	1	2	36
BLAIR, DeJuan-c	8	14	0	4	5	4	7	11	4	20	0	0	0	2	32	
FIELDS, Levance-g	4	13	0	4	0	1	3	1	4	1	8	7	0	0	3	37
RAMON, Ronald-g	4	8	3	6	0	0	0	1	3	11	4	0	0	0	0	29
BIGGS, Tyrell	1	1	0	0	0	0	0	0	1	2	0	0	0	0	0	12
BROWN, Gilbert	1	6	0	2	3	4	2	0	2	2	5	2	1	0	0	23
WANAMAKER, Brad	0	0	0	0	0	0	0	0	1	0	0	0	0	0	0	2
TEAM							1	0	1							
Totals.....	29	65	6	21	9	15	13	16	29	15	73	18	4	1	7	200

Percentages: FG%: 44.6%; 3FG%: 28.6%; FT%: 60.0%.

Officials: Mike Kitts (R), Karl Hess, Ed Corbett; Technical fouls: None; Attendance: 12508.

Score by Periods	1st	2nd	Total
Louisville	42	33	75
Pitt	36	37	73

26

No. 21 NOTRE DAME 82, PITT 70

February 21, 2008 • Joyce Center • South Bend, Ind.

Notre Dame battled back from an 11-point deficit to win its 35th consecutive home game at the Joyce Center...With 5:06 to go and the score tied at 63-63, Notre Dame outscored Pitt 11-1 over the game's next four minutes to take a 10-point lead (74-64) with 1:50 left...Tory Jackson and Ryan Ayers hit back-to-back 3-pointers and Luke Harangody hit two layups in the run...DeJuan Blair scored seven consecutive points to give Pitt a 42-32 lead after halftime...Sam Young extended Pitt's lead to 51-40 with 13:53 to go...Blair registered his 10th double-double of the season...Sam Young scored 20-plus points for the 12th time in his career...Pitt lost consecutive games for the first time since 2006 (Dec. 16 at Wisconsin and Dec. 21 vs. Oklahoma State)...Jamie Dixon dropped back-to-back games for only the sixth time in his 161-game career...Pitt lost just its eighth game by more than 10 points since Dixon took over in 2003-04...Notre Dame snapped Pitt's five-game win streak in the series and ended Pitt's two-game win streak in games played in South Bend...The all-time series is tied at 26-26.

PITT 70 (19-7, 7-6 Big East)

Player	tot-fg		3-pt			rebounds				pf	tp	a	to	blk	s	min
	fg	fga	fg	fga	ft	fta	of	dc	tot							
BROWN, Gilbert-f	3	6	0	3	2	2	1	4	5	2	8	2	0	0	0	30
YOUNG, Sam-f	7	15	3	6	3	4	0	8	8	1	20	1	2	0	1	36
BLAIR, DeJuan-c	6	11	0	0	2	7	8	5	13	3	14	0	1	3	0	29
BENJAMIN, Keith-g	6	10	3	6	0	0	1	0	1	3	15	1	0	0	1	30
RAMON, Ronald-g	0	8	0	6	0	0	1	0	1	2	0	2	1	0	0	32
FIELDS, Levance	4	10	1	4	1	1	2	1	3	5	10	5	3	0	0	25
BIGGS, Tyrell	0	4	0	0	2	2	1	2	3	1	2	0	1	1	0	11
WANAMAKER, Brad	0	0	0	0	1	2	0	0	0	0	1	0	1	0	0	5
McGHEE, Gary	0	1	0	0	0	0	0	1	1	1	0	0	0	0	0	2
TEAM							1	1	2							
Totals.....	26	65	7	25	11	18	15	22	37	18	70	11	9	4	2	200

Percentages: FG%: 40.0%; 3FG%: 28.0%; FT%: 61.1%.

NOTRE DAME 82 (20-5, 10-3 Big East)

Player	tot-fg		3-pt			rebounds				pf	tp	a	to	blk	s	min
	fg	fga	fg	fga	ft	fta	of	dc	tot							
KURZ, Rob-f	5	11	2	4	2	2	0	5	5	4	14	1	1	1	0	29
HILLESLAND, Zach-f	2	6	0	0	0	0	2	4	6	4	4	3	1	1	0	27
HARANGODY, Luke-c	8	19	0	0	7	8	3	9	12	2	23	1	3	0	2	31
JACKSON, Tory-g</																

33

PITT 76, No. 12 LOUISVILLE 69 (OT)

March 13, 2008 • Big East Championship Quarterfinal • New York, N.Y.

Pitt outscored Louisville 14-7 in overtime and hit 17-20 free throws combining the second half and overtime periods for the win...DeJuan Blair hit two free throws, Ronald Ramon followed with a layup and LeVance Fields scored on a driving layup to give Pitt a 70-64 lead with 1:08 left in overtime...Trailing by one point in the second half, Pitt used a 9-0 run highlighted by a Sam Young jumper, Ronald Ramon 3-pointer and field goals from Fields and Tyrell Biggs to take a 51-43 lead with 10:21 to go...UL outscored Pitt 10-2 over the game's next two minutes to tie the contest...Young hit a jumper to give Pitt a 62-60 lead and UL's Earl Clark's offensive rebound putback with 26 seconds left sent the game into overtime...Pitt had an opportunity to win in regulation, but a jumper bounced off the rim...The game featured 12 ties...Young notched his sixth career and fourth double-double of the season...Pitt eliminated Louisville from Big East Championship play for the third consecutive season...Pitt improved to 21-8 at Madison Square Garden since 2000-01 and 17-6 in Big East Championship games since 2000-01...Pitt improved to 2-0 in overtime games and 2-2 vs. ranked teams on the year.

PITT 76 (24-9)

Player	tot-fg		3-pt		rebounds			pf	tp	a	to	blk	s	min
	fg	fga	fg	fga	of	dc	tot							
BENJAMIN, Keith-f	0	1	0	0	0	1	1	4	0	1	2	0	0	10
YOUNG, Sam-f	8	19	0	4	5	7	12	3	21	4	2	2	3	40
BLAIR, DeJuan-c	5	6	0	0	6	8	3	5	8	4	16	0	4	1
FIELDS, LeVance-g	3	12	1	3	6	7	0	2	2	3	13	6	1	0
RAMON, Ronald-g	4	8	3	6	2	2	0	4	4	2	13	4	0	2
BIGGS, Tyrell	2	4	0	1	1	4	2	1	3	2	5	0	1	17
BROWN, Gilbert	3	6	0	2	2	2	2	6	8	2	8	2	2	1
WANAMAKER, Brad	0	2	0	0	0	2	0	1	1	1	0	0	0	13
TEAM							4	1	5					
Totals.....	25	58	4	16	22	32	16	28	44	21	76	17	16	5

Percentages: FG%: 43.1%; 3FG%: 25.0%; FT%: 68.8%.

LOUISVILLE 69 (24-8)

Player	tot-fg		3-pt		rebounds			pf	tp	a	to	blk	s	min
	fg	fga	fg	fga	of	dc	tot							
WILLIAMS, Terrence-f	2	10	1	3	0	0	1	1	2	4	5	4	2	1
PALACIOS, Juan-f	4	10	1	4	2	3	1	4	5	2	11	1	2	0
PADGETT, David-c	4	8	0	0	3	4	4	8	3	11	2	3	0	0
McGEE, Andre-g	0	6	0	3	0	0	0	1	1	3	0	1	1	0
SMITH, Jerry-g	1	10	1	6	4	4	2	5	7	3	7	4	3	1
KNOWLES, Preston	1	2	0	0	0	0	1	1	2	1	2	0	0	0
CLARK, Earl	9	14	0	0	1	4	6	3	9	5	19	1	2	2
SOSA, Edgar	1	5	1	3	0	0	1	2	3	3	4	2	0	0
SCOTT, Will	0	0	0	0	0	0	0	0	0	0	1	0	0	0
CHARACTER, Derrick	5	7	0	0	1	3	1	0	1	1	11	0	1	0
FARLEY, Terrance	0	0	0	0	0	0	0	0	0	0	0	0	0	14
TEAM							5	3	8					
Totals.....	27	72	4	19	11	18	22	23	45	25	69	18	15	5

Percentages: FG%: 37.5%; 3FG%: 21.1%; FT%: 61.1%.

Officials: Jim Burr, Bob Donato, Michael Stephens; Technical fouls: None; Attendance: 19562.

Score by Periods

	1st	2nd	OT	Total
Pitt	30	32	14	76
Louisville	33	29	7	69

35

PITT 74, No. 9 GEORGETOWN 65

March 15, 2008 • Big East Championship Final • New York, N.Y.

Pitt won its second all-time Big East Championship title and became just the second team in league history to win the title after playing four games...Pitt led 31-28 at halftime after outrebounding the Hoyas 20-11 in the first half...Pitt took the lead for good on a LeVance Fields first half 3-pointer...Pitt used an 8-0 run fueled by two DeJuan Blair field goals and one from Keith Benjamin to go up 55-42 with 7:00 left...Georgetown cut the lead to as few as five points with 1:19 to go, but the Panthers held on for the victory with free throws...Pitt shot just 50 percent from the free throw line (22-44)...Sam Young was named the tournament's most outstanding player and LeVance Fields earned all-tournament honors...With his 80 points in four games, Young finished just one point shy of setting the tournament scoring record...DeJuan Blair registered his 13th double-double of the season.

PITT 74 (26-9)

Player	tot-fg		3-pt		rebounds			pf	tp	a	to	blk	s	min
	fg	fga	fg	fga	of	dc	tot							
BENJAMIN, Keith-f	2	7	0	1	0	0	3	3	6	2	4	4	0	0
YOUNG, Sam-f	6	12	1	4	3	8	3	3	6	1	16	0	4	3
BLAIR, DeJuan-c	3	8	0	0	4	8	7	3	10	4	10	0	3	0
FIELDS, LeVance-g	2	10	1	3	5	13	1	4	5	0	10	6	1	0
RAMON, Ronald-g	4	7	2	3	7	10	1	4	5	1	17	1	0	3
BIGGS, Tyrell	2	2	0	0	1	2	0	4	4	3	5	1	2	0
BROWN, Gilbert	4	5	2	2	3	3	0	3	1	12	1	1	0	0
TEAM							1	1	2					
Totals.....	23	51	6	15	22	44	19	22	41	12	74	13	12	3

Percentages: FG%: 45.1%; 3FG%: 40.0%; FT%: 50.0%.

GEORGETOWN 65 (27-5)

Player	tot-fg		3-pt		rebounds			pf	tp	a	to	blk	s	min
	fg	fga	fg	fga	of	dc	tot							
SUMMERS, Dajuan-f	4	7	0	3	1	2	1	5	6	5	9	2	4	0
SAPP, Jesse-f	3	8	3	6	0	0	0	2	2	9	1	2	1	0
HIBBERT, Roy-c	8	14	0	0	1	1	2	4	6	4	17	1	1	0
WALLACE, Jonathan-g	4	9	2	6	2	2	1	1	2	2	12	5	1	0
FREEMAN, Austin-g	3	7	3	6	0	0	0	0	0	2	9	2	1	0
MACKLIN, Vernon	0	0	0	0	0	0	0	1	1	1	0	0	0	1
WRIGHT, Chris	0	4	0	2	0	0	0	2	2	3	0	0	1	0
RIVERS, Jeremiah	0	0	0	0	1	2	0	3	3	5	1	0	1	0
CRAWFORD, Tyler	0	0	0	0	0	0	0	1	1	0	0	0	0	0
EWING, Patrick	3	5	0	1	2	2	1	1	2	4	8	4	2	4
TEAM							2	2	4					
Totals.....	25	54	8	24	7	9	7	22	29	28	65	15	14	7

Percentages: FG%: 46.3%; 3FG%: 33.3%; FT%: 77.8%.

Officials: Bob Donato, John Cahill, Jim Burr; Technical fouls: None; Attendance: 19562.

Score by Periods

	1st	2nd	Total
Pitt	31	43	74
Georgetown	28	37	65

34

PITT 68, No. 25 MARQUETTE 61

March 14, 2008 • Big East Championship Semifinal • New York, N.Y.

Pitt jumped on top with a 16-4 lead after the game's first five minutes with a 9-0 run fueled by field goals from DeJuan Blair, LeVance Fields (2) and Keith Benjamin...The Panthers led by as many 14 points in the first half (35-21) with 3:45 to go and went into halftime with a 35-22 lead...Pitt limited Marquette to 25.8 percent shooting and forced 13 turnovers in the first half...Sam Young scored 12 of his game-high 22 points in the first half...Pitt extended its lead to 16 points early in the second half but Marquette gradually battled back to within three points (62-59) with 1:10 to go...Pitt quickly extended the margin to seven points on two Fields free throws and one Sam Young free throw and coasted to the win...Pitt advanced to the Big East Championship Final for the seventh time in the last eight years...Pitt improved to 7-3 all-time in Big East Semifinal games...Pitt won its fourth consecutive game and sixth of its last seven games...Pitt eliminated Marquette from Big East Championship play for the second straight year...Pitt improved to 5-0 at Madison Square Garden on the year and 22-8 since 2000-01...Pitt defeated its second consecutive nationally ranked opponent and improved to 3-2 vs. ranked teams on the year.

PITT 68 (25-9)

Player	tot-fg		3-pt		rebounds			pf	tp	a	to	blk	s	min
	fg	fga	fg	fga	of	dc	tot							
BENJAMIN, Keith-f	3	9	0	3	2	6	2	2	4	1	8	4	1	0
YOUNG, Sam-f	9	14	0	1	4	4	1	3	4	1	22	1	2	1
BLAIR, DeJuan-c	1	1	0	0	0	0	1	2	3	4	2	2	3	2
FIELDS, LeVance-g	3	10	0	3	6	8	1	4	5	2	12	4	1	0
RAMON, Ronald-g	5	10	2	5	2	5	1	4	5	2	14	0	1	0
BIGGS, Tyrell	2	4	0	0	2	3	2	6	8	5	6	0	1	0
BROWN, Gilbert	2	3	0	0	0	2	0	1	1	4	4	1	2	1
TEAM							0	0	2					
Totals.....	25	51	2	12	16	28	8	24	32	19	68	12	11	5

Percentages: FG%: 49.0%; 3FG%: 16.7%; FT%: 57.1%.

MARQUETTE 61 (24-9)

Player	tot-fg		3-pt		rebounds			pf	tp	a	to	blk	s	min
	fg	fga	fg	fga	of	dc	tot							
MATTHEWS, Wesley-f	2	7	1	2	5	5	4	5	9	3	10	2	1	0
HAYWARD, Lazar-f	3	10	2	4	2	2	3	4	7	3	10	0	2	0
BARRO, Ousmane-c	0	0	0	0	1	2	2	1	3	3	1	0	2	0
JAMES, Dominic-g	3	16	0	4	2	2	2	1	3	1	8	3	0	1
McNEAL, Jerel-g	7	12	1	3	2	2	0	3	3	4	17	1	5	0
ACKER, Maurice	1	4	1	2	0	0	0	0	0	2	3	0	3	0
FITZGERALD, Dan	1	1	1	1	0	0	0	1	1	2	3	0	3	0
CUBILLAN, David	1	7	1	5	1	2	1	3	4	1	4	1	0	0
BURKE, Dwight	1	4	0	0	2	5	5	5	10	3	4	0	0	1
BLACKLEDGE, Lawrence	0	0	0	0	1	2	0	0	0	0	1	0	0	0
MBAKWE, Trevor	0	0	0	0	0	0	0	1	1	1	0	1	0	0
TEAM							4	2	6					
Totals.....	19	61	7	21	16	22	21	26	47	24	61	8	16	1

Percentages: FG%: 31.1%; 3FG%: 33.3%; FT%: 72.7%.

Officials: Tim Higgins, Reggie Greenwood, Pat Driscoll; Technical fouls: Pitt-None. Marquette-TEAM; Attendance: 19562.

Score by Periods

	1st	2nd	Total
Pitt	35	33	68
Marquette	22	39	61

2007-08 Pitt Men's Basketball
 PITT Season Schedule/Results & Leaders (as of Mar 16, 2008)
 All games

RECORD:	OVERALL	HOME	AWAY	NEUTRAL
ALL GAMES.....	(26-9)	(16-2)	(5-7)	(5-0)
CONFERENCE.....	(10-8)	(7-2)	(3-6)	(0-0)
NON-CONFERENCE.....	(16-1)	(9-0)	(2-1)	(5-0)

DATE	TIME	OPPONENT		SCORE	ATTEND	HIGH POINTS	HIGH REBOUNDS
11/09/07	7:00 PM	! HOUSTON BAPTIST	W	103-62	9072	(22)YOUNG, Sam	(14)BLAIR, DeJuan
11/10/07	4:00 PM	! NORTH CAROLINA A&T	W	88-61	9034	(24)YOUNG, Sam	(11)YOUNG, Sam
11/11/07	6:00 PM	! SAINT LOUIS	W	69-58	8231	(16)BLAIR, DeJuan (16)FIELDS, Leverage	(8)BLAIR, DeJuan
11/15/07	7:30 PM	! MISSISSIPPI VALLEY STATE	W	78-45	9449	(17)YOUNG, Sam	(12)YOUNG, Sam
11/23/07	7:30 PM	BUFFALO	W	92-45	10596	(20)YOUNG, Sam	(8)YOUNG, Sam
11/27/07	7:30 PM	BOSTON	W	80-53	9433	(15)RAMON, Ronald	(6)BLAIR, DeJuan
12/01/07	2:00 PM	TOLEDO	W	78-52	9660	(17)YOUNG, Sam	(12)YOUNG, Sam
12/05/07	7:00 pm	at Duquesne	W	73-68	5358	(23)YOUNG, Sam	(9)BLAIR, DeJuan
12/08/07	12:00 p.m.	at Washington	W	75-74	9229	(20)FIELDS, Leverage	(14)BLAIR, DeJuan
12/15/07	12:00 PM	OKLAHOMA STATE	W	85-68	12280	(20)BLAIR, DeJuan	(10)BLAIR, DeJuan
12/20/07	7:00 PM	& vs Duke	WOT	65-64	19544	(21)FIELDS, Leverage	(20)BLAIR, DeJuan
12/29/07	8:00 PM	at Dayton	L	55-80	13435	(15)YOUNG, Sam	(7)YOUNG, Sam
01/02/08	7:00 PM	LAFAYETTE	W	96-75	10851	(20)BENJAMIN, Keith	(7)YOUNG, Sam
01/06/08	Noon	* at Villanova	L	63-64	6500	(16)YOUNG, Sam	(15)BLAIR, DeJuan
01/09/08	7:32 p.m.	* at USF	W	79-66	6027	(22)YOUNG, Sam	(9)BLAIR, DeJuan
01/12/08	2:00 PM	* SETON HALL	W	84-70	12508	(28)YOUNG, Sam	(14)BLAIR, DeJuan
01/14/08	7:00 PM	* GEORGETOWN	W	69-60	12508	(18)BENJAMIN, Keith (18)RAMON, Ronald	(9)BLAIR, DeJuan
01/19/08	4:00 p.m.	* at Cincinnati	L	59-62	10684	(24)YOUNG, Sam	(9)YOUNG, Sam
01/23/08	7:00 PM	* at St. John's	W	81-57	5219	(26)YOUNG, Sam	(8)BLAIR, DeJuan
01/26/08	6:00 PM	* RUTGERS	L	64-77	12508	(16)BROWN, Gilbert	(7)YOUNG, Sam (7)BLAIR, DeJuan
01/30/08	7:00 PM	* VILLANOVA	W	69-57	12508	(15)YOUNG, Sam	(14)BLAIR, DeJuan
02/02/08	1:00 PM	* at Connecticut	L	53-60	16294	(18)YOUNG, Sam	(13)BLAIR, DeJuan
02/07/08	7:00 PM	* WEST VIRGINIA	W	55-54	12508	(10)BENJAMIN, Keith (10)YOUNG, Sam	(12)BLAIR, DeJuan
02/12/08	7:30 PM	* PROVIDENCE COLLEGE	W	82-63	10217	(22)YOUNG, Sam	(7)BLAIR, DeJuan (7)YOUNG, Sam
02/15/08	8:00 PM	* at Marquette	L	54-72	19011	(18)YOUNG, Sam	(6)BENJAMIN, Keith
02/21/08	7:00 PM	* at Notre Dame	L	70-82	11418	(20)YOUNG, Sam	(13)BLAIR, DeJuan
02/24/08	12:00 PM	* LOUISVILLE	L	73-75	12508	(20)YOUNG, Sam (20)BLAIR, DeJuan	(11)BLAIR, DeJuan
02/27/08	7:30 PM	* CINCINNATI	W	73-67	11525	(20)YOUNG, Sam	(10)BLAIR, DeJuan
03/01/08	Noon	* at Syracuse	W	82-77	26632	(19)YOUNG, Sam	(7)BENJAMIN, Keith
03/03/08	7:00 PM	* at West Virginia	L	62-76	13960	(15)FIELDS, Leverage	(5)BROWN, Gilbert
03/09/08	12:00 PM	* DEPAUL	W	98-79	12051	(22)BLAIR, DeJuan	(14)BLAIR, DeJuan
03/12/08	7:00 PM	+ vs Cincinnati	W	70-64	19562	(21)YOUNG, Sam	(7)RAMON, Ronald
03/13/08	7:00 PM	+ vs Louisville Cardinals	WOT	76-69	19562	(21)YOUNG, Sam	(12)YOUNG, Sam
03/14/08	9:00 PM	+ vs Marquette	W	68-61	19562	(22)YOUNG, Sam	(8)BIGGS, Tyrell
03/15/08	9:07 p.m .	+ vs Georgetown	W	74-65	19562	(17)RAMON, Ronald	(10)BLAIR, DeJuan

* = Conference game

! = Hispanic College Fund Challenge (Pittsburgh, Pa.)

& = Aeropostale All-America Classic (New York, N.Y.)

+ = Big East Championship (New York, N.Y.)

ATTENDANCE SUMMARY	GAMES	TOTALS	AVG/GAME
HOME.....	18	197447	10969
AWAY.....	12	143767	11981
NEUTRAL.....	5	97792	19558
TOTAL.....	35	439006	12543

2007-08 Pitt Men's Basketball
PITT Combined Team Statistics (as of Mar 16, 2008)
All games

RECORD:	OVERALL	HOME	AWAY	NEUTRAL
ALL GAMES.....	(26-9)	(16-2)	(5-7)	(5-0)
CONFERENCE.....	(10-8)	(7-2)	(3-6)	(0-0)
NON-CONFERENCE.....	(16-1)	(9-0)	(2-1)	(5-0)

## Player	GP-GS	Min--Avg	---TOTAL---			---3-PTS---			---REBOUNDS---												
			FG-FGA	Pct	3FG-FGA	Pct	FT-FTA	Pct	Off	Def	Tot	Avg	PF	FO	A	TO	Blk	Stl	Pts	Avg	
23 YOUNG, Sam.....	35-35	1128	32.2	244-482	.506	42-107	.393	109-160	.681	81	144	225	6.4	67	1	44	83	37	40	639	18.3
45 BLAIR, DeJuan.....	35-34	907	25.9	160-294	.544	0-0	.000	91-147	.619	137	183	320	9.1	102	2	35	69	37	57	411	11.7
02 FIELDS, Levance.....	23-21	705	30.7	84-231	.364	23-89	.258	65-95	.684	19	70	89	3.9	35	1	124	39	0	26	256	11.1
31 COOK, Mike.....	11-11	274	24.9	38-88	.432	8-23	.348	30-36	.833	9	22	31	2.8	16	0	29	20	3	6	114	10.4
01 BENJAMIN, Keith....	35-23	927	26.5	119-268	.444	50-132	.379	36-56	.643	32	66	98	2.8	66	1	73	56	3	31	324	9.3
04 RAMON, Ronald.....	35-35	1107	31.6	96-242	.397	65-171	.380	44-62	.710	15	74	89	2.5	63	0	130	50	2	32	301	8.6
11 BROWN, Gilbert.....	35-15	773	22.1	80-172	.465	19-75	.253	47-63	.746	38	72	110	3.1	71	1	56	33	10	22	226	6.5
05 BIGGS, Tyrell.....	35-1	702	20.1	77-159	.484	2-10	.200	40-66	.606	73	70	143	4.1	79	1	17	32	15	10	196	5.6
22 WANAMAKER, Brad....	29-0	326	11.2	24-71	.338	3-18	.167	15-31	.484	9	25	34	1.2	32	0	42	28	3	12	66	2.3
50 DIGGS, Cassin.....	9-0	61	6.8	8-15	.533	0-0	.000	0-2	.000	14	4	18	2.0	15	0	1	5	2	0	16	1.8
52 MCGHEE, Gary.....	20-0	100	5.0	11-22	.500	0-0	.000	6-15	.400	11	18	29	1.5	17	0	3	5	3	1	28	1.4
24 FRYE, Tim.....	9-0	14	1.6	4-6	.667	3-4	.750	0-0	.000	1	1	2	0.2	0	0	1	3	0	0	11	1.2
40 POLLEN, Maurice.....	9-0	14	1.6	2-10	.200	0-3	.000	1-3	.333	3	4	7	0.8	1	0	2	1	0	0	5	0.6
00 WALLACE, Austin....	4-0	12	3.0	1-4	.250	0-0	.000	0-0	.000	3	0	3	0.8	2	0	0	1	0	1	2	0.5
TEAM.....										63	62	125	3.6	3		2					

Total.....	35	7050		948-2064	.459	215-632	.340	484-736	.658	508	815	1323	37.8	569	7	557	427	115	238	2595	74.1
Opponents.....	35	7050		831-1975	.421	224-685	.327	396-571	.694	414	755	1169	33.4	647	-	443	494	112	171	2282	65.2

TEAM STATISTICS	PITT	OPP	DATE	OPPONENT	W/L	SCORE	ATTEND		
SCORING.....	2595	2282	!11/09/07	HOUSTON BAPTIST	W	103-62	9072		
Points per game.....	74.1	65.2	!11/10/07	NORTH CAROLINA A&T	W	88-61	9034		
Scoring margin.....	+8.9	-	!11/11/07	SAINT LOUIS	W	69-58	8231		
FIELD GOALS-ATT.....	948-2064	831-1975	!11/15/07	MISSISSIPPI VALLEY STATE	W	78-45	9449		
Field goal pct.....	.459	.421	11/23/07	BUFFALO	W	92-45	10596		
3 POINT FG-ATT.....	215-632	224-685	11/27/07	BOSTON	W	80-53	9433		
3-point FG pct.....	.340	.327	12/01/07	TOLEDO	W	78-52	9660		
3-pt FG made per game.	6.1	6.4	12/05/07	at Duquesne	W	73-68	5358		
FREE THROWS-ATT.....	484-736	396-571	12/08/07	at Washington	W	75-74	9229		
Free throw pct.....	.658	.694	12/15/07	OKLAHOMA STATE	W	85-68	12280		
REBOUNDS.....	1323	1169	&12/20/07	vs Duke	W OT	65-64	19544		
Rebounds per game.....	37.8	33.4	12/29/07	at Dayton	L	55-80	13435		
Rebounding margin.....	+4.4	-	01/02/08	LAFAYETTE	W	96-75	10851		
ASSISTS.....	557	443	*01/06/08	at Villanova	L	63-64	6500		
Assists per game.....	15.9	12.7	*01/09/08	at USF	W	79-66	6027		
TURNOVERS.....	427	494	*01/12/08	SETON HALL	W	84-70	12508		
Turnovers per game....	12.2	14.1	*01/14/08	GEORGETOWN	W	69-60	12508		
Turnover margin.....	+1.9	-	*01/19/08	at Cincinnati	L	59-62	10684		
Assist/turnover ratio.	1.3	0.9	*01/23/08	at St. John's	W	81-57	5219		
STEALS.....	238	171	*01/26/08	RUTGERS	L	64-77	12508		
Steals per game.....	6.8	4.9	*01/30/08	VILLANOVA	W	69-57	12508		
BLOCKS.....	115	112	*02/02/08	at Connecticut	L	53-60	16294		
Blocks per game.....	3.3	3.2	*02/07/08	WEST VIRGINIA	W	55-54	12508		
WINNING STREAK.....	5	-	*02/12/08	PROVIDENCE COLLEGE	W	82-63	10217		
Home win streak.....	2	-	*02/15/08	at Marquette	L	54-72	19011		
ATTENDANCE.....	197447	241559	*02/21/08	at Notre Dame	L	70-82	11418		
Home games-Avg/Game...	18-10969	12-11981	*02/24/08	LOUISVILLE	L	73-75	12508		
Neutral site-Avg/Game.	-	5-19558	*02/27/08	CINCINNATI	W	73-67	11525		
SCORE BY PERIODS:	1st	2nd	OT	Total	*03/01/08	at Syracuse	W	82-77	26632
-----	-----	-----	-----	-----	*03/03/08	at West Virginia	L	62-76	13960
PITT.....	1207	1367	21	- 2595	*03/09/08	DEPAUL	W	98-79	12051
Opponents.....	1043	1226	13	- 2282	+03/12/08	vs Cincinnati	W	70-64	19562
					+03/13/08	vs Louisville Cardinals	W OT	76-69	19562
					+03/14/08	vs Marquette	W	68-61	19562
					+03/15/08	vs Georgetown	W	74-65	19562

* = Conference game
! = Hispanic College Fund Challenge (Pittsburgh, Pa.)
& = Aeropostale All-America Classic (New York, N.Y.)
+ = Big East Championship (New York, N.Y.)

2007-08 Pitt Men's Basketball
PITT Combined Team Statistics (as of Mar 12, 2008)
Conference games

RECORD:	OVERALL	HOME	AWAY	NEUTRAL
ALL GAMES.....	(10-8)	(7-2)	(3-6)	(0-0)
CONFERENCE.....	(10-8)	(7-2)	(3-6)	(0-0)
NON-CONFERENCE.....	(0-0)	(0-0)	(0-0)	(0-0)

## Player	GP-GS	Min--Avg	---TOTAL---		---3-PTS---		----REBOUNDS----													
			FG-FGA	Pct	3FG-FGA	Pct	FT-FTA	Pct	Off	Def	Tot	Avg	PF	FO	A	TO	Blk	Stl	Pts	Avg
23 YOUNG, Sam.....	18-18	591 32.8	128-259	.494	24-61	.393	50-79	.633	34	68	102	5.7	35	1	29	39	15	19	330	18.3
45 BLAIR, DeJuan.....	18-18	525 29.2	91-173	.526	0-0	.000	48-78	.615	71	102	173	9.6	57	1	23	38	13	25	230	12.8
01 BENJAMIN, Keith.....	18-18	601 33.4	75-165	.455	33-82	.402	22-37	.595	17	37	54	3.0	41	1	44	37	1	20	205	11.4
02 FIELDS, LeVance....	7-5	215 30.7	22-74	.297	6-28	.214	18-23	.783	9	18	27	3.9	15	1	37	12	0	6	68	9.7
04 RAMON, Ronald.....	18-18	600 33.3	50-129	.388	34-91	.374	17-22	.773	5	29	34	1.9	37	0	82	29	1	17	151	8.4
11 BROWN, Gilbert.....	18-13	452 25.1	45-98	.459	9-42	.214	33-44	.750	18	44	62	3.4	41	0	33	21	5	9	132	7.3
05 BIGGS, Tyrell.....	18-0	346 19.2	34-82	.415	2-4	.500	18-30	.600	35	33	68	3.8	36	0	5	15	7	5	88	4.9
22 WANAMAKER, Brad....	17-0	180 10.6	11-32	.344	1-6	.167	10-18	.556	6	14	20	1.2	18	0	21	13	2	3	33	1.9
52 MCGHEE, Gary.....	16-0	80 5.0	10-19	.526	0-0	.000	5-13	.385	9	13	22	1.4	15	0	3	4	3	1	25	1.6
40 POLEN, Maurice.....	4-0	5 1.3	2-5	.400	0-0	.000	1-3	.333	2	1	3	0.8	1	0	1	0	0	0	5	1.3
24 FRYE, Tim.....	4-0	5 1.3	1-1	1.000	1-1	1.000	0-0	.000	0	1	1	0.3	0	0	1	0	0	0	3	0.8
TEAM.....									41	35	76	4.2	1		1					
Total.....	18	3600	469-1037	.452	110-315	.349	222-347	.640	247	395	642	35.7	297	4	279	209	47	105	1270	70.6
Opponents.....	18	3600	448-997	.449	111-327	.339	211-309	.683	204	395	599	33.3	321	-	238	224	69	92	1218	67.7

TEAM STATISTICS	PITT	OPP	DATE	OPPONENT	W/L	SCORE	ATTEND
SCORING.....	1270	1218	*01/06/08	at Villanova	L	63-64	6500
Points per game.....	70.6	67.7	*01/09/08	at USF	W	79-66	6027
Scoring margin.....	+2.9	-	*01/12/08	SETON HALL	W	84-70	12508
FIELD GOALS-ATT.....	469-1037	448-997	*01/14/08	GEORGETOWN	W	69-60	12508
Field goal pct.....	.452	.449	*01/19/08	at Cincinnati	L	59-62	10684
3 POINT FG-ATT.....	110-315	111-327	*01/23/08	at St. John's	W	81-57	5219
3-point FG pct.....	.349	.339	*01/26/08	RUTGERS	L	64-77	12508
3-pt FG made per game.	6.1	6.2	*01/30/08	VILLANOVA	W	69-57	12508
FREE THROWS-ATT.....	222-347	211-309	*02/02/08	at Connecticut	L	53-60	16294
Free throw pct.....	.640	.683	*02/07/08	WEST VIRGINIA	W	55-54	12508
REBOUNDS.....	642	599	*02/12/08	PROVIDENCE COLLEGE	W	82-63	10217
Rebounds per game.....	35.7	33.3	*02/15/08	at Marquette	L	54-72	19011
Rebounding margin.....	+2.4	-	*02/21/08	at Notre Dame	L	70-82	11418
ASSISTS.....	279	238	*02/24/08	LOUISVILLE	L	73-75	12508
Assists per game.....	15.5	13.2	*02/27/08	CINCINNATI	W	73-67	11525
TURNOVERS.....	209	224	*03/01/08	at Syracuse	W	82-77	26632
Turnovers per game....	11.6	12.4	*03/03/08	at West Virginia	L	62-76	13960
Turnover margin.....	+0.8	-	*03/09/08	DEPAUL	W	98-79	12051
Assist/turnover ratio.	1.3	1.1					
STEALS.....	105	92					
Steals per game.....	5.8	5.1					
BLOCKS.....	47	69					
Blocks per game.....	2.6	3.8					
WINNING STREAK.....	1	-					
Home win streak.....	2	-					
ATTENDANCE.....	108841	115745					
Home games-Avg/Game...	9-12093	9-12861					
Neutral site-Avg/Game.	-	0-0					

SCORE BY PERIODS:	1st	2nd	Total
PITT.....	588	682	- 1270
Opponents.....	564	654	- 1218

2007-08 Pitt Men's Basketball
PITT Combined Team Statistics (as of Mar 16, 2008)
Big East Tourney

RECORD:	OVERALL	HOME	AWAY	NEUTRAL
ALL GAMES.....	(4-0)	(0-0)	(0-0)	(4-0)
CONFERENCE.....	(0-0)	(0-0)	(0-0)	(0-0)
NON-CONFERENCE.....	(4-0)	(0-0)	(0-0)	(4-0)

## Player	GP-GS	Min--Avg	---TOTAL---		---3-PTS---		---FT-FTA		----REBOUNDS----				PF	FO	A	TO	Blk	Stl	Pts	Avg
			FG-FGA	Pct	3FG-FGA	Pct	FT-FTA	Pct	Off	Def	Tot	Avg								
23 YOUNG, Sam.....	4-4	151 37.8	31-63	.492	3-15	.200	15-22	.682	14	14	28	7.0	7	0	7	10	10	6	80	20.0
04 RAMON, Ronald.....	4-4	150 37.5	17-33	.515	11-23	.478	11-19	.579	3	18	21	5.3	8	0	9	6	0	7	56	14.0
02 FIELDS, LeVance....	4-4	144 36.0	10-41	.244	2-11	.182	23-38	.605	3	13	16	4.0	9	0	22	4	0	5	45	11.3
45 BLAIR, DeJuan.....	4-4	85 21.3	9-16	.563	0-0	.000	12-22	.545	13	14	27	6.8	15	0	2	13	3	2	30	7.5
11 BROWN, Gilbert.....	4-0	100 25.0	11-18	.611	2-6	.333	4-7	.571	6	7	13	3.3	7	0	5	5	2	2	28	7.0
01 BENJAMIN, Keith....	4-4	87 21.8	9-25	.360	2-8	.250	7-12	.583	7	9	16	4.0	10	0	10	7	0	2	27	6.8
05 BIGGS, Tyrell.....	4-0	92 23.0	8-12	.667	0-1	.000	6-11	.545	5	14	19	4.8	14	1	1	5	3	0	22	5.5
22 WANAMAKER, Brad....	2-0	16 8.0	0-3	.000	0-0	.000	0-2	.000	0	2	2	1.0	1	0	0	0	0	0	0	0.0
TEAM.....									6	5	11	2.8	0		0					
Total.....	4	825	95-211	.450	20-64	.313	78-133	.586	57	96	153	38.2	71	1	56	50	18	24	288	72.0
Opponents.....	4	825	92-241	.382	28-91	.308	47-67	.701	65	93	158	39.5	98	-	51	56	14	22	259	64.8

TEAM STATISTICS	PITT	OPP	DATE	OPPONENT	W/L	SCORE	ATTEND
SCORING.....	288	259	+03/12/08	vs Cincinnati	W	70-64	19562
Points per game.....	72.0	64.8	+03/13/08	vs Louisville Cardinals	W OT	76-69	19562
Scoring margin.....	+7.3	-	+03/14/08	vs Marquette	W	68-61	19562
FIELD GOALS-ATT.....	95-211	92-241	+03/15/08	vs Georgetown	W	74-65	19562
Field goal pct.....	.450	.382	* = Conference game				
3 POINT FG-ATT.....	20-64	28-91	! = Hispanic College Fund Challenge (Pittsburgh, Pa.)				
3-point FG pct.....	.313	.308	& = Aeropostale All-America Classic (New York, N.Y.)				
3-pt FG made per game.	5.0	7.0	+ = Big East Championship (New York, N.Y.)				
FREE THROWS-ATT.....	78-133	47-67					
Free throw pct.....	.586	.701					
REBOUNDS.....	153	158					
Rebounds per game....	38.2	39.5					
Rebounding margin.....	-1.2	-					
ASSISTS.....	56	51					
Assists per game.....	14.0	12.8					
TURNOVERS.....	50	56					
Turnovers per game....	12.5	14.0					
Turnover margin.....	+1.5	-					
Assist/turnover ratio.	1.1	0.9					
STEALS.....	24	22					
Steals per game.....	6.0	5.5					
BLOCKS.....	18	14					
Blocks per game.....	4.5	3.5					
WINNING STREAK.....	4	-					
Home win streak.....	0	-					
ATTENDANCE.....	0	78248					
Home games-Avg/Game...	0-0	0-0					
Neutral site-Avg/Game.	-	4-19562					

SCORE BY PERIODS:	1st	2nd	OT	Total
PITT.....	127	147	14	- 288
Opponents.....	108	144	7	- 259

2007-08 Pitt Men's Basketball
PITT Team Game-by-Game (as of Mar 16, 2008)
All games

TEAM STATISTICS

Opponent	Date	Score	W/L	---TOTAL---		--3-PTS--		FT-FTA		---REBOUNDS---				PF	A	TO	Blk	Stl	Pts---Avg		
				FG-FGA	Pct	3FG-FGA	Pct	Pct	Pct	Off	Def	Tot	Avg								
HOUSTON BAPTIST	11/09/07	103-62	W	42-92	.457	10-34	.294	9-12	.750	27	32	59	59.0	16	31	13	3	16	103	103.0	
NORTH CAROLINA A&T	11/10/07	88-61	W	33-63	.524	12-27	.444	10-12	.833	14	24	38	48.5	14	18	14	3	9	88	95.5	
SAINT LOUIS	11/11/07	69-58	W	28-55	.509	4-9	.444	9-18	.500	13	20	33	43.3	9	11	8	2	7	69	86.7	
MISSISSIPPI VALLEY ST	11/15/07	78-45	W	31-65	.477	6-22	.273	10-14	.714	15	35	50	45.0	14	19	10	5	5	78	84.5	
BUFFALO	11/23/07	92-45	W	34-67	.507	6-22	.273	18-22	.818	15	27	42	44.4	13	21	14	4	16	92	86.0	
BOSTON	11/27/07	80-53	W	28-55	.509	10-22	.455	14-19	.737	15	19	34	42.7	15	19	16	5	11	80	85.0	
TOLEDO	12/01/07	78-52	W	31-72	.431	5-16	.313	11-14	.786	23	28	51	43.9	12	21	7	3	5	78	84.0	
at Duquesne	12/05/07	73-68	W	25-61	.410	4-16	.250	19-27	.704	16	28	44	43.9	19	13	18	5	6	73	82.6	
at Washington	12/08/07	75-74	W	28-56	.500	5-11	.455	14-20	.700	12	23	35	42.9	16	12	9	2	4	75	81.8	
OKLAHOMA STATE	12/15/07	85-68	W	27-49	.551	7-14	.500	24-29	.828	6	24	30	41.6	14	17	13	6	10	85	82.1	
vs Duke	12/20/07	65-64	Wot	23-65	.354	3-19	.158	16-24	.667	19	34	53	42.6	23	10	22	4	8	65	80.5	
at Dayton	12/29/07	55-80	L	19-64	.297	3-25	.120	14-21	.667	18	17	35	42.0	19	7	11	2	3	55	78.4	
LAFAYETTE	01/02/08	96-75	W	35-52	.673	10-16	.625	16-24	.667	11	13	24	40.6	17	23	13	6	9	96	79.8	
at Villanova	01/06/08	63-64	L	25-55	.455	5-11	.455	8-13	.615	18	25	43	40.8	21	10	22	7	3	63	78.6	
at USF	01/09/08	79-66	W	31-58	.534	8-16	.500	9-14	.643	16	20	36	40.5	15	20	10	3	5	79	78.6	
SETON HALL	01/12/08	84-70	W	28-57	.491	11-20	.550	17-30	.567	12	33	45	40.8	18	22	13	7	5	84	78.9	
GEORGETOWN	01/14/08	69-60	W	23-56	.411	6-17	.353	17-26	.654	17	20	37	40.5	12	13	8	0	6	69	78.4	
at Cincinnati	01/19/08	59-62	L	23-55	.418	3-17	.176	10-16	.625	12	19	31	40.0	19	11	8	1	5	59	77.3	
at St. John's	01/23/08	81-57	W	30-55	.545	8-15	.533	13-22	.591	11	25	36	39.8	18	17	13	3	8	81	77.5	
RUTGERS	01/26/08	64-77	L	27-70	.386	6-21	.286	4-8	.500	17	18	35	39.5	17	18	13	2	5	64	76.8	
VILLANOVA	01/30/08	69-57	W	20-47	.426	5-15	.333	24-35	.686	15	28	43	39.7	16	15	18	8	4	69	76.4	
at Connecticut	02/02/08	53-60	L	19-59	.322	2-16	.125	13-20	.650	16	18	34	39.5	19	10	9	3	7	53	75.4	
WEST VIRGINIA	02/07/08	55-54	W	20-50	.400	5-15	.333	10-16	.625	9	30	39	39.4	17	11	11	1	5	55	74.5	
PROVIDENCE COLLEGE	02/12/08	82-63	W	34-58	.586	5-11	.455	9-12	.750	13	18	31	39.1	10	22	8	1	7	82	74.8	
at Marquette	02/15/08	54-72	L	22-59	.373	1-11	.091	9-10	.900	12	21	33	38.8	17	12	15	1	3	54	74.0	
at Notre Dame	02/21/08	70-82	L	26-65	.400	7-25	.280	11-18	.611	15	22	37	38.8	18	11	9	4	2	70	73.8	
LOUISVILLE	02/24/08	73-75	L	29-65	.446	6-21	.286	9-15	.600	13	16	29	38.4	15	18	4	1	7	73	73.8	
CINCINNATI	02/27/08	73-67	W	25-53	.472	8-26	.308	15-23	.652	13	12	25	37.9	14	16	6	2	8	73	73.8	
at Syracuse	03/01/08	82-77	W	29-61	.475	9-26	.346	15-17	.882	12	20	32	37.7	13	17	14	2	12	82	74.0	
at West Virginia	03/03/08	62-76	L	21-48	.438	4-12	.333	16-28	.571	9	21	30	37.5	23	10	16	1	8	62	73.6	
DEPAUL	03/09/08	98-79	W	37-66	.561	11-20	.550	13-24	.542	17	29	46	37.7	15	26	12	0	5	98	74.4	
vs Cincinnati	03/12/08	70-64	W	22-51	.431	8-21	.381	18-29	.621	14	22	36	37.7	19	14	11	5	4	70	74.3	
vs Louisville Cardina	03/13/08	76-69	Wot	25-58	.431	4-16	.250	22-32	.688	16	28	44	37.9	21	17	16	5	7	76	74.3	
vs Marquette	03/14/08	68-61	W	25-51	.490	2-12	.167	16-28	.571	8	24	32	37.7	19	12	11	5	7	68	74.1	
vs Georgetown	03/15/08	74-65	W	23-51	.451	6-15	.400	22-44	.500	19	22	41	37.8	12	13	12	3	6	74	74.1	
PITT				2595	948-2064	.459	215-632	.340	484-736	.658	508	815	1323	37.8	569	557	427	115	238	2595	74.1
Opponents				2282	831-1975	.421	224-685	.327	396-571	.694	414	755	1169	33.4	647	443	494	112	171	2282	65.2

Games played: 35
Points/game: 74.1
FG Pct: 45.9
3FG Pct: 34.0
FT Pct: 65.8

Rebounds/game: 37.8
Assists/game: 15.9
Turnovers/game: 12.2
Assist/turnover ratio: 1.3
Steals/game: 6.8
Blocks/game: 3.3

2007-08 Pitt Men's Basketball
PITT Opponent Game-by-Game (as of Mar 16, 2008)
All games

OPPONENT STATISTICS

Opponent	Date	Score	W/L	---TOTAL---		--3-PTRS--		FT-FTA		----REBOUNDS----				PF	A	TO	Blk	Stl	Pts---Avg	
				FG-FGA	Pct	3FG-FGA	Pct	Pct	Pct	Off	Def	Tot	Avg							
HOUSTON BAPTIST	11/09/07	103-62	W	22-61	.361	6-20	.300	12-14	.857	8	24	32	32.0	16	12	22	3	5	62	62.0
NORTH CAROLINA A&T	11/10/07	88-61	W	22-54	.407	4-19	.211	13-17	.765	11	17	28	30.0	13	11	18	1	8	61	61.5
SAINT LOUIS	11/11/07	69-58	W	24-48	.500	6-15	.400	4-4	1.000	4	20	24	28.0	17	15	14	1	3	58	60.3
MISSISSIPPI VALLEY ST	11/15/07	78-45	W	15-57	.263	4-16	.250	11-15	.733	9	21	30	28.5	12	8	10	0	2	45	56.5
BUFFALO	11/23/07	92-45	W	19-56	.339	4-19	.211	3-6	.500	10	19	29	28.6	21	13	25	1	6	45	54.2
BOSTON	11/27/07	80-53	W	17-54	.315	8-24	.333	11-17	.647	18	14	32	29.2	14	8	20	4	4	53	54.0
TOLEDO	12/01/07	78-52	W	19-55	.345	7-27	.259	7-10	.700	9	19	28	29.0	16	8	12	3	3	52	53.7
at Duquesne	12/05/07	73-68	W	25-65	.385	2-20	.100	16-19	.842	12	24	36	29.9	22	13	16	6	8	68	55.5
at Washington	12/08/07	75-74	W	29-63	.460	11-24	.458	5-10	.500	14	20	34	30.3	13	18	8	2	2	74	57.6
OKLAHOMA STATE	12/15/07	85-68	W	26-62	.419	6-21	.286	10-15	.667	15	20	35	30.8	20	8	17	4	8	68	58.6
vs Duke	12/20/07	65-64	Wot	23-61	.377	4-19	.211	14-26	.538	11	28	39	31.5	24	12	20	1	4	64	59.1
at Dayton	12/29/07	55-80	L	26-50	.520	6-12	.500	22-28	.786	10	31	41	32.3	18	9	14	1	0	80	60.8
LAFAYETTE	01/02/08	96-75	W	24-51	.471	17-31	.548	10-14	.714	14	10	24	31.7	22	19	18	2	4	75	61.9
at Villanova	01/06/08	63-64	L	20-59	.339	6-22	.273	18-24	.750	16	15	31	31.6	18	8	10	1	11	64	62.1
at USF	01/09/08	79-66	W	26-60	.433	6-18	.333	8-14	.571	18	14	32	31.7	14	16	10	4	2	66	62.3
SETON HALL	01/12/08	84-70	W	24-69	.348	5-23	.217	17-21	.810	15	21	36	31.9	21	8	11	2	7	70	62.8
GEORGETOWN	01/14/08	69-60	W	23-52	.442	3-20	.150	11-13	.846	10	23	33	32.0	21	15	10	7	2	60	62.6
at Cincinnati	01/19/08	59-62	L	20-43	.465	2-8	.250	20-27	.741	8	24	32	32.0	20	10	11	2	3	62	62.6
at St. John's	01/23/08	81-57	W	24-51	.471	3-12	.250	6-16	.375	8	21	29	31.8	21	9	16	3	7	57	62.3
RUTGERS	01/26/08	64-77	L	29-54	.537	9-14	.643	10-14	.714	9	29	38	32.2	17	13	19	8	3	77	63.0
VILLANOVA	01/30/08	69-57	W	23-63	.365	4-16	.250	7-12	.583	15	17	32	32.1	26	10	14	3	8	57	62.8
at Connecticut	02/02/08	53-60	L	19-42	.452	4-11	.364	18-21	.857	7	28	35	32.3	15	9	14	10	2	60	62.6
WEST VIRGINIA	02/07/08	55-54	W	19-53	.358	9-19	.474	7-17	.412	9	26	35	32.4	17	9	8	3	6	54	62.3
PROVIDENCE COLLEGE	02/12/08	82-63	W	25-54	.463	9-22	.409	4-8	.500	11	13	24	32.0	13	13	14	4	3	63	62.3
at Marquette	02/15/08	54-72	L	28-57	.491	6-24	.250	10-16	.625	11	25	36	32.2	15	20	10	4	6	72	62.7
at Notre Dame	02/21/08	70-82	L	28-67	.418	8-24	.333	18-20	.900	17	28	45	32.7	15	14	7	3	5	82	63.4
LOUISVILLE	02/24/08	73-75	L	30-52	.577	6-14	.429	9-15	.600	10	26	36	32.8	15	16	14	2	3	75	63.9
CINCINNATI	02/27/08	73-67	W	26-54	.481	8-18	.444	7-11	.636	18	19	37	33.0	17	19	17	2	2	67	64.0
at Syracuse	03/01/08	82-77	W	30-51	.588	8-17	.471	9-15	.600	4	22	26	32.7	15	20	18	5	9	77	64.4
at West Virginia	03/03/08	62-76	L	26-53	.491	6-21	.286	18-24	.750	9	26	35	32.8	22	15	14	5	7	76	64.8
DEPAUL	03/09/08	98-79	W	28-63	.444	9-24	.375	14-21	.667	9	18	27	32.6	19	14	7	1	6	79	65.3
vs Cincinnati	03/12/08	70-64	W	21-54	.389	9-27	.333	13-18	.722	15	22	37	32.8	21	10	11	1	3	64	65.2
vs Louisville Cardina	03/13/08	76-69	Wot	27-72	.375	4-19	.211	11-18	.611	22	23	45	33.1	25	18	15	5	7	69	65.3
vs Marquette	03/14/08	68-61	W	19-61	.311	7-21	.333	16-22	.727	21	26	47	33.5	24	8	16	1	7	61	65.2
vs Georgetown	03/15/08	74-65	W	25-54	.463	8-24	.333	7-9	.778	7	22	29	33.4	28	15	14	7	5	65	65.2
Opponents		2282		831-1975	.421	224-685	.327	396-571	.694	414	755	1169	33.4	647	443	494	112	171	2282	65.2
PITT		2595		948-2064	.459	215-632	.340	484-736	.658	508	815	1323	37.8	569	557	427	115	238	2595	74.1

Games played: 35
Points/game: 65.2
FG Pct: 42.1
3FG Pct: 32.7
FT Pct: 69.4

Rebounds/game: 33.4
Assists/game: 12.7
Turnovers/game: 14.1
Assist/turnover ratio: 0.9
Steals/game: 4.9
Blocks/game: 3.2

2007-08 Pitt Men's Basketball
PITT Team Game-by-Game Comparison (as of Mar 16, 2008)
All games

Opponent	1st	2nd	Score	Mar	Total FG	FG Pct	3-Pointers	3FG Pct	Free Throws	FT Pct	Rebounds	Assis	
-----	--/--	--/--	---/---	---	-----/-----	-----/-----	-----/-----	-----/-----	-----/-----	-----/-----	-----/-----	-----/-----	
HOUSTON BAPTIST.....	48/21	55/41	103-62	+41	42-92/22-61	.457/.361	10-34/ 6-20	.294/.300	9-12/12-14	.750/.857	59/32	+27	31/11
NORTH CAROLINA A&T.....	44/23	44/38	88-61	+27	33-63/22-54	.524/.407	12-27/ 4-19	.444/.211	10-12/13-17	.833/.765	38/28	+10	18/11
SAINT LOUIS.....	27/21	42/37	69-58	+11	28-55/24-48	.509/.500	4-9 / 6-15	.444/.400	9-18/ 4-4	.500/1000	33/24	+9	11/11
MISSISSIPPI VALLEY STATE.....	35/19	43/26	78-45	+33	31-65/15-57	.477/.263	6-22/ 4-16	.273/.250	10-14/11-15	.714/.733	50/30	+20	19/8
BUFFALO.....	49/21	43/24	92-45	+47	34-67/19-56	.507/.339	6-22/ 4-19	.273/.211	18-22/ 3-6	.818/.500	42/29	+13	21/11
BOSTON.....	42/19	38/34	80-53	+27	28-55/17-54	.509/.315	10-22/ 8-24	.455/.333	14-19/11-17	.737/.647	34/32	+2	19/8
TOLEDO.....	34/28	44/24	78-52	+26	31-72/19-55	.431/.345	5-16/ 7-27	.313/.259	11-14/ 7-10	.786/.700	51/28	+23	21/8
Duquesne.....	36/31	37/37	73-68	+5	25-61/25-65	.410/.385	4-16/ 2-20	.250/.100	19-27/16-19	.704/.842	44/36	+8	13/11
Washington.....	34/37	41/37	75-74	+1	28-56/29-63	.500/.460	5-11/11-24	.455/.458	14-20/ 5-10	.700/.500	35/34	+1	12/11
OKLAHOMA STATE.....	49/31	36/37	85-68	+17	27-49/26-62	.551/.419	7-14/ 6-21	.500/.286	24-29/10-15	.828/.667	30/35	(5)	17/8
Duke.....	22/34	36/24	65-64	+1	23-65/23-61	.354/.377	3-19/ 4-19	.158/.211	16-24/14-26	.667/.538	53/39	+14	10/11
Dayton.....	33/45	22/35	55-80	(25)	19-64/26-50	.297/.520	3-25/ 6-12	.120/.500	14-21/22-28	.667/.786	35/41	(6)	7/9
LAFAYETTE.....	39/41	57/34	96-75	+21	35-52/24-51	.673/.471	10-16/17-31	.625/.548	16-24/10-14	.667/.714	24/24	-	23/11
Villanova.....	30/30	33/34	63-64	(1)	25-55/20-59	.455/.339	5-11/ 6-22	.455/.273	8-13/18-24	.615/.750	43/31	+12	10/8
USF.....	40/33	39/33	79-66	+13	31-58/26-60	.534/.433	8-16/ 6-18	.500/.333	9-14/ 8-14	.643/.571	36/32	+4	20/11
SETON HALL.....	33/30	51/40	84-70	+14	28-57/24-69	.491/.348	11-20/ 5-23	.550/.217	17-30/17-21	.567/.810	45/36	+9	22/8
GEORGETOWN.....	27/26	42/34	69-60	+9	23-56/23-52	.411/.442	6-17/ 3-20	.353/.150	17-26/11-13	.654/.846	37/33	+4	13/11
Cincinnati.....	28/27	31/35	59-62	(3)	23-55/20-43	.418/.465	3-17/ 2-8	.176/.250	10-16/20-27	.625/.741	31/32	(1)	11/11
St. John's.....	38/27	43/30	81-57	+24	30-55/24-51	.545/.471	8-15/ 3-12	.533/.250	13-22/ 6-16	.591/.375	36/29	+7	17/9
RUTGERS.....	39/32	25/45	64-77	(13)	27-70/29-54	.386/.537	6-21/ 9-14	.286/.643	4-8 /10-14	.500/.714	35/38	(3)	18/11
VILLANOVA.....	29/23	40/34	69-57	+12	20-47/23-63	.426/.365	5-15/ 4-16	.333/.250	24-35/ 7-12	.686/.583	43/32	+11	15/11
Connecticut.....	22/22	31/38	53-60	(7)	19-59/19-42	.322/.452	2-16/ 4-11	.125/.364	13-20/18-21	.650/.857	34/35	(1)	10/9
WEST VIRGINIA.....	26/27	29/27	55-54	+1	20-50/19-53	.400/.358	5-15/ 9-19	.333/.474	10-16/ 7-17	.625/.412	39/35	+4	11/9
PROVIDENCE COLLEGE.....	42/37	40/26	82-63	+19	34-58/25-54	.586/.463	5-11/ 9-22	.455/.409	9-12/ 4-8	.750/.500	31/24	+7	22/11
Marquette.....	24/33	30/39	54-72	(18)	22-59/28-57	.373/.491	1-11/ 6-24	.091/.250	9-10/10-16	.900/.625	33/36	(3)	12/21
Notre Dame.....	35/30	35/52	70-82	(12)	26-65/28-67	.400/.418	7-25/ 8-24	.280/.333	11-18/18-20	.611/.900	37/45	(8)	11/11
LOUISVILLE.....	36/42	37/33	73-75	(2)	29-65/30-52	.446/.577	6-21/ 6-14	.286/.429	9-15/ 9-15	.600/.600	29/36	(7)	18/11
CINCINNATI.....	29/29	44/38	73-67	+6	25-53/26-54	.472/.481	8-26/ 8-18	.308/.444	15-23/ 7-11	.652/.636	25/37	(12)	16/11
Syracuse.....	35/37	47/40	82-77	+5	29-61/30-51	.475/.588	9-26/ 8-17	.346/.471	15-17/ 9-15	.882/.600	32/26	+6	17/21
West Virginia.....	30/40	32/36	62-76	(14)	21-48/26-53	.438/.491	4-12/ 6-21	.333/.286	16-28/18-24	.571/.750	30/35	(5)	10/11
DEPAUL.....	45/39	53/40	98-79	+19	37-66/28-63	.561/.444	11-20/ 9-24	.550/.375	13-24/14-21	.542/.667	46/27	+19	26/11
Cincinnati.....	31/25	39/39	70-64	+6	22-51/21-54	.431/.389	8-21/ 9-27	.381/.333	18-29/13-18	.621/.722	36/37	(1)	14/11
Louisville Cardinals.....	30/33	32/29	76-69	+7	25-58/27-72	.431/.375	4-16/ 4-19	.250/.211	22-32/11-18	.688/.611	44/45	(1)	17/11
Marquette.....	35/22	33/39	68-61	+7	25-51/19-61	.490/.311	2-12/ 7-21	.167/.333	16-28/16-22	.571/.727	32/47	(15)	12/8
Georgetown.....	31/28	43/37	74-65	+9	23-51/25-54	.451/.463	6-15/ 8-24	.400/.333	22-44/ 7-9	.500/.778	41/29	+12	13/11

Note: Game totals are displayed in the format TEAM/OPPONENT for each category

2007-08 Pitt Men's Basketball
PITT Game-by-Game Points-Rebounds-Assists (as of Mar 16, 2008)
All games

Opponent	Date	Score	WL	00	01	02	04	05	11	22	23	24
				WALLACE,A	BENJAMIN,	FIELDS,LE	RAMON,RON	BIGGS,TYR	BROWN,GIL	WANAMAKER	YOUNG,SAM	FRYE,TIM
HOUSTON BAPTIST	11/09/07	103-62	W	0- 2- 0	16- 5- 2	6- 5- 6	8- 2- 4	5- 3- 3	2- 4- 2	4- 4- 8	22- 9- 1	3- 0- 0
NORTH CAROLINA A&T	11/10/07	88-61	W	DNP	3- 1- 2	7- 2- 5	12- 1- 1	6- 5- 1	3- 0- 1	4- 2- 3	24-11- 0	DNP
SAINT LOUIS	11/11/07	69-58	W	DNP	0- 0- 0	16- 4- 6	6- 1- 3	5- 4- 0	6- 0- 0	2- 1- 0	12- 7- 0	DNP
MISSISSIPPI VALLEY STATE	11/15/07	78-45	W	2- 0- 0	7- 1- 3	2- 5- 3	6- 3- 3	10- 4- 1	12- 4- 2	7- 1- 4	17-12- 1	2- 1- 0
BUFFALO	11/23/07	92-45	W	0- 1- 0	17- 1- 1	15- 5- 7	3- 2- 0	12- 4- 1	10- 3- 4	3- 1- 3	20- 8- 2	0- 0- 0
BOSTON	11/27/07	80-53	W	0- 0- 0	5- 3- 2	11- 2- 8	15- 3- 1	6- 1- 1	5- 4- 1	2- 1- 0	14- 4- 0	0- 0- 0
TOLEDO	12/01/07	78-52	W	DNP	6- 1- 1	5- 5- 9	5- 3- 3	6-11- 1	6- 4- 1	6- 0- 0	17-12- 1	DNP
at Duquesne	12/05/07	73-68	W	DNP	2- 6- 1	10- 5- 5	9- 3- 3	2- 4- 1	5- 1- 1	0- 0- 0	23- 5- 0	DNP
at Washington	12/08/07	75-74	W	DNP	2- 2- 0	20- 5- 3	3- 2- 2	4- 4- 0	2- 0- 1	DNP	14- 3- 0	DNP
OKLAHOMA STATE	12/15/07	85-68	W	DNP	5- 0- 2	17- 3- 6	10- 5- 5	3- 3- 1	0- 1- 1	DNP	15- 3- 1	DNP
vs Duke	12/20/07	65-64	WO	DNP	2- 3- 0	21- 2- 4	4- 2- 2	2- 4- 0	2- 7- 2	DNP	17- 7- 1	DNP
at Dayton	12/29/07	55-80	L	DNP	7- 3- 0	13- 3- 3	2- 3- 2	6- 5- 0	3- 5- 1	0- 0- 1	15- 7- 0	DNP
LAFAYETTE	01/02/08	96-75	W	DNP	20- 2- 5	DNP	11- 4-10	19- 4- 1	10- 2- 1	5- 2- 2	19- 7- 1	3- 0- 0
at Villanova	01/06/08	63-64	L	DNP	15- 2- 1	DNP	3- 2- 3	7- 5- 1	10- 4- 2	0- 2- 0	16- 5- 1	DNP
at USF	01/09/08	79-66	W	DNP	20- 3- 3	DNP	6- 1- 7	2- 7- 0	10- 4- 4	1- 1- 3	22- 4- 1	DNP
SETON HALL	01/12/08	84-70	W	DNP	12- 2- 6	DNP	14- 2- 8	8-10- 1	0- 3- 1	0- 2- 1	28- 8- 3	0- 1- 1
GEORGETOWN	01/14/08	69-60	W	DNP	18- 3- 2	DNP	18- 2- 4	7- 3- 0	2- 4- 3	0- 2- 2	9- 6- 2	DNP
at Cincinnati	01/19/08	59-62	L	DNP	11- 2- 0	DNP	4- 0- 8	6- 5- 0	8- 4- 2	2- 2- 0	24- 9- 1	DNP
at St. John's	01/23/08	81-57	W	DNP	9- 3- 4	DNP	16- 5- 5	5- 5- 0	7- 2- 2	2- 2- 2	26- 4- 3	3- 0- 0
RUTGERS	01/26/08	64-77	L	DNP	11- 3- 2	DNP	4- 6- 7	2- 6- 0	16- 2- 1	4- 1- 1	11- 7- 3	DNP
VILLANOVA	01/30/08	69-57	W	DNP	8- 4- 7	DNP	10- 2- 2	14- 4- 0	9- 4- 2	1- 0- 2	15- 8- 2	DNP
at Connecticut	02/02/08	53-60	L	DNP	5- 1- 1	DNP	3- 2- 4	2- 1- 0	10- 2- 1	1- 1- 2	18- 4- 0	DNP
WEST VIRGINIA	02/07/08	55-54	W	DNP	10- 2- 2	DNP	8- 2- 3	4- 6- 0	5- 4- 3	7- 2- 2	10- 6- 0	DNP
PROVIDENCE COLLEGE	02/12/08	82-63	W	DNP	10- 1- 3	DNP	15- 1- 6	4- 3- 0	6- 1- 5	6- 2- 4	22- 7- 2	0- 0- 0
at Marquette	02/15/08	54-72	L	DNP	7- 6- 2	4- 4- 2	4- 2- 6	9- 2- 0	5- 2- 0	1- 0- 1	18- 5- 1	DNP
at Notre Dame	02/21/08	70-82	L	DNP	15- 1- 1	10- 3- 5	0- 1- 2	2- 3- 0	8- 5- 2	1- 0- 0	20- 8- 1	DNP
LOUISVILLE	02/24/08	73-75	L	DNP	7- 3- 0	8- 4- 7	11- 1- 4	2- 0- 0	5- 2- 2	0- 0- 0	20- 7- 5	DNP
CINCINNATI	02/27/08	73-67	W	DNP	11- 4- 2	7- 2- 5	9- 0- 3	5- 2- 1	3- 4- 0	0- 0- 1	20- 0- 0	DNP
at Syracuse	03/01/08	82-77	W	DNP	17- 7- 2	13- 2- 5	12- 2- 3	1- 2- 0	12- 5- 1	DNP	19- 5- 1	DNP
at West Virginia	03/03/08	62-76	L	DNP	7- 4- 1	15- 3- 4	3- 2- 1	3- 3- 2	3- 5- 0	7- 2- 0	13- 4- 2	DNP
DEPAUL	03/09/08	98-79	W	DNP	12- 3- 5	11- 9- 9	11- 1- 6	5- 1- 0	13- 5- 2	0- 1- 0	19- 5- 1	0- 0- 0
vs Cincinnati	03/12/08	70-64	W	DNP	15- 5- 1	10- 4- 6	12- 7- 4	6- 4- 0	4- 1- 1	0- 1- 0	21- 6- 2	DNP
vs Louisville Cardinals	03/13/08	76-69	WO	DNP	0- 1- 1	13- 2- 6	13- 4- 4	5- 3- 0	8- 8- 2	0- 1- 0	21-12- 4	DNP
vs Marquette	03/14/08	68-61	W	DNP	8- 4- 4	12- 5- 4	14- 5- 0	6- 8- 0	4- 1- 1	DNP	22- 4- 1	DNP
vs Georgetown	03/15/08	74-65	W	DNP	4- 6- 4	10- 5- 6	17- 5- 1	5- 4- 1	12- 3- 1	DNP	16- 6- 0	DNP

Opponent	Date	Score	WL	31	40	45	50	52
				COOK,MIKE	POLEN,MAU	BLAIR,DEJ	DIGGS,CAS	MCGHEE,GA
HOUSTON BAPTIST	11/09/07	103-62	W	13- 6- 2	0- 0- 0	20-14- 2	4- 4- 1	DNP
NORTH CAROLINA A&T	11/10/07	88-61	W	13- 3- 5	DNP	10- 7- 0	6- 4- 0	0- 1- 0
SAINT LOUIS	11/11/07	69-58	W	6- 2- 2	DNP	16- 8- 0	0- 1- 0	DNP
MISSISSIPPI VALLEY STATE	11/15/07	78-45	W	6- 1- 0	0- 1- 1	2- 7- 1	4- 3- 0	1- 3- 0
BUFFALO	11/23/07	92-45	W	8- 5- 2	0- 2- 0	4- 5- 1	0- 1- 0	0- 0- 0
BOSTON	11/27/07	80-53	W	11- 2- 6	0- 1- 0	9- 6- 0	0- 4- 0	2- 3- 0
TOLEDO	12/01/07	78-52	W	14- 1- 3	DNP	11-11- 2	2- 1- 0	DNP
at Duquesne	12/05/07	73-68	W	12- 4- 2	DNP	10- 9- 0	DNP	DNP
at Washington	12/08/07	75-74	W	14- 1- 6	DNP	16-14- 0	DNP	DNP
OKLAHOMA STATE	12/15/07	85-68	W	15- 2- 1	DNP	20-10- 0	DNP	DNP
vs Duke	12/20/07	65-64	WO	2- 4- 0	DNP	15-20- 1	DNP	DNP
at Dayton	12/29/07	55-80	L	DNP	DNP	9- 6- 0	0- 0- 0	DNP
LAFAYETTE	01/02/08	96-75	W	DNP	0- 0- 0	9- 3- 3	0- 0- 0	DNP
at Villanova	01/06/08	63-64	L	DNP	DNP	12-15- 2	DNP	DNP
at USF	01/09/08	79-66	W	DNP	DNP	12- 9- 1	DNP	6- 4- 1
SETON HALL	01/12/08	84-70	W	DNP	2- 0- 0	20-14- 1	DNP	0- 0- 0
GEORGETOWN	01/14/08	69-60	W	DNP	DNP	15- 9- 0	DNP	0- 0- 0
at Cincinnati	01/19/08	59-62	L	DNP	DNP	4- 3- 0	DNP	0- 2- 0
at St. John's	01/23/08	81-57	W	DNP	0- 0- 0	10- 8- 1	DNP	3- 0- 0
RUTGERS	01/26/08	64-77	L	DNP	DNP	14- 7- 4	DNP	2- 1- 0
VILLANOVA	01/30/08	69-57	W	DNP	DNP	10-14- 0	DNP	2- 0- 0
at Connecticut	02/02/08	53-60	L	DNP	DNP	13-13- 2	DNP	1- 3- 0
WEST VIRGINIA	02/07/08	55-54	W	DNP	DNP	7-12- 1	DNP	4- 1- 0
PROVIDENCE COLLEGE	02/12/08	82-63	W	DNP	0- 0- 0	15- 7- 1	DNP	4- 6- 1
at Marquette	02/15/08	54-72	L	DNP	DNP	6- 5- 0	DNP	0- 3- 0
at Notre Dame	02/21/08	70-82	L	DNP	DNP	14-13- 0	DNP	0- 1- 0
LOUISVILLE	02/24/08	73-75	L	DNP	DNP	20-11- 0	DNP	DNP
CINCINNATI	02/27/08	73-67	W	DNP	DNP	18-10- 4	DNP	0- 0- 0
at Syracuse	03/01/08	82-77	W	DNP	DNP	8- 6- 4	DNP	0- 0- 1
at West Virginia	03/03/08	62-76	L	DNP	DNP	10- 3- 0	DNP	1- 1- 0
DEPAUL	03/09/08	98-79	W	DNP	3- 3- 1	22-14- 2	DNP	2- 0- 0
vs Cincinnati	03/12/08	70-64	W	DNP	DNP	2- 6- 0	DNP	DNP
vs Louisville Cardinals	03/13/08	76-69	WO	DNP	DNP	16- 8- 0	DNP	DNP
vs Marquette	03/14/08	68-61	W	DNP	DNP	2- 3- 2	DNP	DNP

2007-08 Pitt Men's Basketball
PITT Game-by-Game Highs (as of Mar 16, 2008)
All games

Opponent	Date	Score	WL	POINTS	REBOUNDS	ASSISTS	STEALS	BLOCKED SHOTS
HOUSTON BAPTIST	11/09/07	103-62	W	22-YOUNG, Sam	14-BLAIR, DeJuan	8-WANAMAKER, Br	4-BLAIR, DeJuan	1-DIGGS, Cassin BROWN, Gilber BLAIR, DeJuan
NORTH CAROLINA A&T	11/10/07	88-61	W	24-YOUNG, Sam	11-YOUNG, Sam	5-FIELDS, Levan COOK, Mike	4-YOUNG, Sam	1-BROWN, Gilber COOK, Mike YOUNG, Sam
SAINT LOUIS	11/11/07	69-58	W	16-FIELDS, Levan BLAIR, DeJuan	8-BLAIR, DeJuan	6-FIELDS, Levan	3-BLAIR, DeJuan	2-YOUNG, Sam
MISSISSIPPI VALLEY STATE	11/15/07	78-45	W	17-YOUNG, Sam	12-YOUNG, Sam	4-WANAMAKER, Br	1-WANAMAKER, Br BROWN, Gilber BLAIR, DeJuan FIELDS, Levan BENJAMIN, Kei	2-BLAIR, DeJuan
BUFFALO	11/23/07	92-45	W	20-YOUNG, Sam	8-YOUNG, Sam	7-FIELDS, Levan	4-YOUNG, Sam	3-YOUNG, Sam
BOSTON	11/27/07	80-53	W	15-RAMON, Ronald	6-BLAIR, DeJuan	8-FIELDS, Levan	3-BLAIR, DeJuan	3-BLAIR, DeJuan
TOLEDO	12/01/07	78-52	W	17-YOUNG, Sam	12-YOUNG, Sam	9-FIELDS, Levan	3-BLAIR, DeJuan	2-BLAIR, DeJuan
at Duquesne	12/05/07	73-68	W	23-YOUNG, Sam	9-BLAIR, DeJuan	5-FIELDS, Levan	3-BLAIR, DeJuan	2-BENJAMIN, Kei
at Washington	12/08/07	75-74	W	20-FIELDS, Levan	14-BLAIR, DeJuan	6-COOK, Mike	3-BLAIR, DeJuan	2-BLAIR, DeJuan
OKLAHOMA STATE	12/15/07	85-68	W	20-BLAIR, DeJuan	10-BLAIR, DeJuan	6-FIELDS, Levan	3-RAMON, Ronald	5-BLAIR, DeJuan
vs Duke	12/20/07	65-64	WO	21-FIELDS, Levan	20-BLAIR, DeJuan	4-FIELDS, Levan	2-FIELDS, Levan YOUNG, Sam BROWN, Gilber	3-BLAIR, DeJuan
at Dayton	12/29/07	55-80	L	15-YOUNG, Sam	7-YOUNG, Sam	3-FIELDS, Levan	2-FIELDS, Levan	1-BLAIR, DeJuan YOUNG, Sam
LAFAYETTE	01/02/08	96-75	W	20-BENJAMIN, Kei	7-YOUNG, Sam	10-RAMON, Ronald	4-BLAIR, DeJuan	2-BIGGS, Tyrell YOUNG, Sam
at Villanova	01/06/08	63-64	L	16-YOUNG, Sam	15-BLAIR, DeJuan	3-RAMON, Ronald	2-BLAIR, DeJuan	3-BROWN, Gilber
at USF	01/09/08	79-66	W	22-YOUNG, Sam	9-BLAIR, DeJuan	7-RAMON, Ronald	2-BLAIR, DeJuan	2-BLAIR, DeJuan
SETON HALL	01/12/08	84-70	W	28-YOUNG, Sam	14-BLAIR, DeJuan	8-RAMON, Ronald	3-BENJAMIN, Kei	2-BLAIR, DeJuan
GEORGETOWN	01/14/08	69-60	W	18-RAMON, Ronald BENJAMIN, Kei	9-BLAIR, DeJuan	4-RAMON, Ronald	2-BENJAMIN, Kei	None
at Cincinnati	01/19/08	59-62	L	24-YOUNG, Sam	9-YOUNG, Sam	8-RAMON, Ronald	2-BROWN, Gilber BLAIR, DeJuan	1-YOUNG, Sam
at St. John's	01/23/08	81-57	W	26-YOUNG, Sam	8-BLAIR, DeJuan	5-RAMON, Ronald	3-BENJAMIN, Kei	2-BIGGS, Tyrell
RUTGERS	01/26/08	64-77	L	16-BROWN, Gilber	7-BLAIR, DeJuan YOUNG, Sam	7-RAMON, Ronald	1-RAMON, Ronald BENJAMIN, Kei BROWN, Gilber WANAMAKER, Br YOUNG, Sam	1-RAMON, Ronald BIGGS, Tyrell
VILLANOVA	01/30/08	69-57	W	15-YOUNG, Sam	14-BLAIR, DeJuan	7-BENJAMIN, Kei	2-BLAIR, DeJuan	4-YOUNG, Sam
at Connecticut	02/02/08	53-60	L	18-YOUNG, Sam	13-BLAIR, DeJuan	4-RAMON, Ronald	3-BENJAMIN, Kei BLAIR, DeJuan	1-YOUNG, Sam BLAIR, DeJuan WANAMAKER, Br
WEST VIRGINIA	02/07/08	55-54	W	10-YOUNG, Sam BENJAMIN, Kei	12-BLAIR, DeJuan	3-RAMON, Ronald BROWN, Gilber	3-BLAIR, DeJuan	1-BIGGS, Tyrell
PROVIDENCE COLLEGE	02/12/08	82-63	W	22-YOUNG, Sam	7-YOUNG, Sam BLAIR, DeJuan	6-RAMON, Ronald	2-RAMON, Ronald BLAIR, DeJuan BENJAMIN, Kei	1-YOUNG, Sam
at Marquette	02/15/08	54-72	L	18-YOUNG, Sam	6-BENJAMIN, Kei	6-RAMON, Ronald	2-BIGGS, Tyrell	1-BLAIR, DeJuan
at Notre Dame	02/21/08	70-82	L	20-YOUNG, Sam	13-BLAIR, DeJuan	5-FIELDS, Levan	1-YOUNG, Sam BENJAMIN, Kei	3-BLAIR, DeJuan
LOUISVILLE	02/24/08	73-75	L	20-BLAIR, DeJuan YOUNG, Sam	11-BLAIR, DeJuan	7-FIELDS, Levan	3-FIELDS, Levan	1-YOUNG, Sam

2007-08 Pitt Men's Basketball
PITT Game-by-Game Highs (as of Mar 16, 2008)
All games

Opponent	Date	Score	WL	POINTS	REBOUNDS	ASSISTS	STEALS	BLOCKED SHOTS
CINCINNATI	02/27/08	73-67	W	20-YOUNG, Sam	10-BLAIR, DeJuan	5-FIELDS, Levan	5-YOUNG, Sam	2-YOUNG, Sam
at Syracuse	03/01/08	82-77	W	19-YOUNG, Sam	7-BENJAMIN, Kei	5-FIELDS, Levan	4-YOUNG, Sam	1-BLAIR, DeJuan YOUNG, Sam
at West Virginia	03/03/08	62-76	L	15-FIELDS, Levan	5-BROWN, Gilber	4-FIELDS, Levan	3-BLAIR, DeJuan	1-BENJAMIN, Kei
DEPAUL	03/09/08	98-79	W	22-BLAIR, DeJuan	14-BLAIR, DeJuan	9-FIELDS, Levan	2-YOUNG, Sam	None
vs Cincinnati	03/12/08	70-64	W	21-YOUNG, Sam	7-RAMON, Ronald	6-FIELDS, Levan	2-RAMON, Ronald	4-YOUNG, Sam FIELDS, Levan
vs Louisville Cardinals	03/13/08	76-69	WO	21-YOUNG, Sam	12-YOUNG, Sam	6-FIELDS, Levan	3-YOUNG, Sam	2-YOUNG, Sam
vs Marquette	03/14/08	68-61	W	22-YOUNG, Sam	8-BIGGS, Tyrell	4-BENJAMIN, Kei FIELDS, Levan	3-YOUNG, Sam	2-BLAIR, DeJuan
vs Georgetown	03/15/08	74-65	W	17-RAMON, Ronald	10-BLAIR, DeJuan	6-FIELDS, Levan	3-RAMON, Ronald	3-YOUNG, Sam

2007-08 Pitt Men's Basketball
PITT Team High/Low Analysis (as of Mar 16, 2008)
All games

PITT - TEAM GAME HIGHS

POINTS.....	103	HOUSTON BAPTIST (11/09/07)
	98	DEPAUL (03/09/08)
	96	LAFAYETTE (01/02/08)
	92	BUFFALO (11/23/07)
	88	NORTH CAROLINA A&T (11/10/07)
FIELD GOALS MADE.....	42	HOUSTON BAPTIST (11/09/07)
	37	DEPAUL (03/09/08)
FIELD GOAL ATTEMPTS.....	92	HOUSTON BAPTIST (11/09/07)
	72	TOLEDO (12/01/07)
FIELD GOAL PERCENTAGE.....	.673 (35-52)	LAFAYETTE (01/02/08)
	.586 (34-58)	PROVIDENCE COLLEGE (02/12/08)
3 PT FIELD GOALS MADE.....	12	NORTH CAROLINA A&T (11/10/07)
	11	DEPAUL (03/09/08)
	11	SETON HALL (01/12/08)
3 PT FG ATTEMPTS.....	34	HOUSTON BAPTIST (11/09/07)
	27	NORTH CAROLINA A&T (11/10/07)
3 PT FG PERCENTAGE.....	.625 (10-16)	LAFAYETTE (01/02/08)
	.550 (11-20)	DEPAUL (03/09/08)
	.550 (11-20)	SETON HALL (01/12/08)
FREE THROWS MADE.....	24	VILLANOVA (01/30/08)
	24	OKLAHOMA STATE (12/15/07)
FREE THROW ATTEMPTS.....	44	vs Georgetown (03/15/08)
	35	VILLANOVA (01/30/08)
FREE THROW PERCENTAGE.....	.900 (9-10)	at Marquette (02/15/08)
	.882 (15-17)	at Syracuse (03/01/08)
REBOUNDS.....	59	HOUSTON BAPTIST (11/09/07)
	53	vs Duke (12/20/07)
ASSISTS.....	31	HOUSTON BAPTIST (11/09/07)
	26	DEPAUL (03/09/08)
STEALS.....	16	BUFFALO (11/23/07)
	16	HOUSTON BAPTIST (11/09/07)
BLOCKED SHOTS.....	8	VILLANOVA (01/30/08)
	7	SETON HALL (01/12/08)
	7	at Villanova (01/06/08)
TURNOVERS.....	22	at Villanova (01/06/08)
	22	vs Duke (12/20/07)
FOULS.....	23	at West Virginia (03/03/08)
	23	vs Duke (12/20/07)

2007-08 Pitt Men's Basketball
PITT High/Low Analysis (as of Mar 16, 2008)
All games

Opponent - GAME HIGHS

POINTS.....	82	at Notre Dame (02/21/08)
	80	at Dayton (12/29/07)
	79	DEPAUL (03/09/08)
	77	at Syracuse (03/01/08)
	77	RUTGERS (01/26/08)
FIELD GOALS MADE.....	30	at Syracuse (03/01/08)
	30	LOUISVILLE (02/24/08)
FIELD GOAL ATTEMPTS.....	72	vs Louisville Cardinals (03/13/08)
	69	SETON HALL (01/12/08)
FIELD GOAL PERCENTAGE.....	.588 (30-51)	at Syracuse (03/01/08)
	.577 (30-52)	LOUISVILLE (02/24/08)
3 PT FIELD GOALS MADE.....	17	LAFAYETTE (01/02/08)
	11	at Washington (12/08/07)
3 PT FG ATTEMPTS.....	31	LAFAYETTE (01/02/08)
	27	vs Cincinnati (03/12/08)
	27	TOLEDO (12/01/07)
3 PT FG PERCENTAGE.....	.643 (9-14)	RUTGERS (01/26/08)
	.548 (17-31)	LAFAYETTE (01/02/08)
FREE THROWS MADE.....	22	at Dayton (12/29/07)
	20	at Cincinnati (01/19/08)
FREE THROW ATTEMPTS.....	28	at Dayton (12/29/07)
	27	at Cincinnati (01/19/08)
FREE THROW PERCENTAGE.....	1.000 (4-4)	SAINT LOUIS (11/11/07)
	.900 (18-20)	at Notre Dame (02/21/08)
REBOUNDS.....	47	vs Marquette (03/14/08)
	45	vs Louisville Cardinals (03/13/08)
	45	at Notre Dame (02/21/08)
ASSISTS.....	20	at Syracuse (03/01/08)
	20	at Marquette (02/15/08)
STEALS.....	11	at Villanova (01/06/08)
	9	at Syracuse (03/01/08)
BLOCKED SHOTS.....	10	at Connecticut (02/02/08)
	8	RUTGERS (01/26/08)
TURNOVERS.....	25	BUFFALO (11/23/07)
	22	HOUSTON BAPTIST (11/09/07)
FOULS.....	28	vs Georgetown (03/15/08)
	26	VILLANOVA (01/30/08)

2007-08 Pitt Men's Basketball
PITT High/Low Analysis (as of Mar 16, 2008)
All games

PITT - GAME LOWS

POINTS.....	53	at Connecticut (02/02/08)
	54	at Marquette (02/15/08)
	55	at Dayton (12/29/07)
	55	WEST VIRGINIA (02/07/08)
	59	at Cincinnati (01/19/08)
FIELD GOALS MADE.....	19	at Dayton (12/29/07)
	19	at Connecticut (02/02/08)
FIELD GOAL ATTEMPTS.....	47	VILLANOVA (01/30/08)
	48	at West Virginia (03/03/08)
FIELD GOAL PERCENTAGE.....	.297 (19-64)	at Dayton (12/29/07)
	.322 (19-59)	at Connecticut (02/02/08)
3 PT FIELD GOALS MADE.....	1	at Marquette (02/15/08)
	2	at Connecticut (02/02/08)
	2	vs Marquette (03/14/08)
3 PT FG ATTEMPTS.....	9	SAINT LOUIS (11/11/07)
	11	at Washington (12/08/07)
	11	at Villanova (01/06/08)
	11	PROVIDENCE COLLEGE (02/12/08)
	11	at Marquette (02/15/08)
3 PT FG PERCENTAGE.....	.091 (1-11)	at Marquette (02/15/08)
	.120 (3-25)	at Dayton (12/29/07)
FREE THROWS MADE.....	4	RUTGERS (01/26/08)
	8	at Villanova (01/06/08)
FREE THROW ATTEMPTS.....	8	RUTGERS (01/26/08)
	10	at Marquette (02/15/08)
FREE THROW PERCENTAGE.....	.500 (4-8)	RUTGERS (01/26/08)
	.500 (9-18)	SAINT LOUIS (11/11/07)
	.500 (22-44)	vs Georgetown (03/15/08)
REBOUNDS.....	24	LAFAYETTE (01/02/08)
	25	CINCINNATI (02/27/08)
ASSISTS.....	7	at Dayton (12/29/07)
	10	vs Duke (12/20/07)
	10	at Villanova (01/06/08)
	10	at Connecticut (02/02/08)
	10	at West Virginia (03/03/08)
STEALS.....	2	at Notre Dame (02/21/08)
	3	at Dayton (12/29/07)
	3	at Villanova (01/06/08)
	3	at Marquette (02/15/08)
BLOCKED SHOTS.....	0	GEORGETOWN (01/14/08)
	0	DEPAUL (03/09/08)
TURNOVERS.....	4	LOUISVILLE (02/24/08)
	6	CINCINNATI (02/27/08)
FOULS.....	9	SAINT LOUIS (11/11/07)
	10	PROVIDENCE COLLEGE (02/12/08)

2007-08 Pitt Men's Basketball
PITT High/Low Analysis (as of Mar 16, 2008)
All games

Opponent - GAME LOWS

POINTS.....	45	MISSISSIPPI VALLEY STATE (11/15/07)
	45	BUFFALO (11/23/07)
	52	TOLEDO (12/01/07)
	53	BOSTON (11/27/07)
	54	WEST VIRGINIA (02/07/08)
FIELD GOALS MADE.....	15	MISSISSIPPI VALLEY STATE (11/15/07)
	17	BOSTON (11/27/07)
FIELD GOAL ATTEMPTS.....	42	at Connecticut (02/02/08)
	43	at Cincinnati (01/19/08)
FIELD GOAL PERCENTAGE.....	.263 (15-57)	MISSISSIPPI VALLEY STATE (11/15/07)
	.311 (19-61)	vs Marquette (03/14/08)
3 PT FIELD GOALS MADE.....	2	at Duquesne (12/05/07)
	2	at Cincinnati (01/19/08)
3 PT FG ATTEMPTS.....	8	at Cincinnati (01/19/08)
	11	at Connecticut (02/02/08)
3 PT FG PERCENTAGE.....	.100 (2-20)	at Duquesne (12/05/07)
	.150 (3-20)	GEORGETOWN (01/14/08)
FREE THROWS MADE.....	3	BUFFALO (11/23/07)
	4	SAINT LOUIS (11/11/07)
	4	PROVIDENCE COLLEGE (02/12/08)
FREE THROW ATTEMPTS.....	4	SAINT LOUIS (11/11/07)
	6	BUFFALO (11/23/07)
FREE THROW PERCENTAGE.....	.375 (6-16)	at St. John's (01/23/08)
	.412 (7-17)	WEST VIRGINIA (02/07/08)
REBOUNDS.....	24	SAINT LOUIS (11/11/07)
	24	LAFAYETTE (01/02/08)
	24	PROVIDENCE COLLEGE (02/12/08)
ASSISTS.....	8	MISSISSIPPI VALLEY STATE (11/15/07)
	8	BOSTON (11/27/07)
	8	TOLEDO (12/01/07)
	8	OKLAHOMA STATE (12/15/07)
	8	at Villanova (01/06/08)
	8	SETON HALL (01/12/08)
	8	vs Marquette (03/14/08)
STEALS.....	0	at Dayton (12/29/07)
	2	MISSISSIPPI VALLEY STATE (11/15/07)
	2	at Washington (12/08/07)
	2	at USF (01/09/08)
	2	GEORGETOWN (01/14/08)
	2	at Connecticut (02/02/08)
	2	CINCINNATI (02/27/08)
BLOCKED SHOTS.....	0	MISSISSIPPI VALLEY STATE (11/15/07)
	1	NORTH CAROLINA A&T (11/10/07)
	1	SAINT LOUIS (11/11/07)
	1	BUFFALO (11/23/07)
	1	vs Duke (12/20/07)
	1	at Dayton (12/29/07)
	1	at Villanova (01/06/08)
	1	DEPAUL (03/09/08)
	1	vs Cincinnati (03/12/08)
	1	vs Marquette (03/14/08)
TURNOVERS.....	7	at Notre Dame (02/21/08)
	7	DEPAUL (03/09/08)
FOULS.....	12	MISSISSIPPI VALLEY STATE (11/15/07)
	13	NORTH CAROLINA A&T (11/10/07)

13
13

at Washington (12/08/07)
PROVIDENCE COLLEGE (02/12/08)

2007-08 Pitt Men's Basketball
PITT Player High/Low Analysis (as of Mar 16, 2008)
All games

PITT - INDIVIDUAL GAME HIGHS

Points.....	28	YOUNG, Sam vs Seton Hall (01/12/08)
	26	YOUNG, Sam at St. John's (01/23/08)
	24	YOUNG, Sam at Cincinnati (01/19/08)
	24	YOUNG, Sam vs North Carolina A&T (11/10/07)
	23	YOUNG, Sam at Duquesne (12/05/07)
Field Goals Made.....	10	YOUNG, Sam vs Providence College (02/12/08)
	10	YOUNG, Sam at St. John's (01/23/08)
	10	YOUNG, Sam vs North Carolina A&T (11/10/07)
	10	YOUNG, Sam vs Houston Baptist (11/09/07)
Field Goal Att.....	21	YOUNG, Sam at Connecticut (02/02/08)
	20	YOUNG, Sam at Cincinnati (01/19/08)
FG Pct (min 5 made).....	.857 (6-7)	BLAIR, DeJuan vs Cincinnati (02/27/08)
	.833 (5-6)	BLAIR, DeJuan vs Louisville Cardinals (03/13/08)
	.833 (5-6)	RAMON, Ronald vs Boston (11/27/07)
3-Point FG Made.....	5	RAMON, Ronald vs Providence College (02/12/08)
	5	RAMON, Ronald vs Boston (11/27/07)
3-Point FG Att.....	11	RAMON, Ronald vs Cincinnati (02/27/08)
	9	BENJAMIN, Keith at Cincinnati (01/19/08)
3-Pt FG Pct (min 2 made).....	1.000 (5-5)	RAMON, Ronald vs Boston (11/27/07)
	1.000 (4-4)	YOUNG, Sam vs Seton Hall (01/12/08)
	1.000 (2-2)	BROWN, Gilbert vs Georgetown (03/15/08)
	1.000 (2-2)	YOUNG, Sam vs West Virginia (02/07/08)
	1.000 (2-2)	FIELDS, Levance at Washington (12/08/07)
	1.000 (2-2)	BROWN, Gilbert vs Mississippi Valley State (11/15/07)
	1.000 (2-2)	BROWN, Gilbert vs Saint Louis (11/11/07)
Free Throws Made.....	8	FIELDS, Levance at Syracuse (03/01/08)
	8	BIGGS, Tyrell vs Villanova (01/30/08)
	8	BLAIR, DeJuan vs Seton Hall (01/12/08)
Free Throw Att.....	15	BLAIR, DeJuan vs Duke (12/20/07)
	13	FIELDS, Levance vs Georgetown (03/15/08)
FT Pct (min 3 made).....	1.000 (8-8)	FIELDS, Levance at Syracuse (03/01/08)
	1.000 (6-6)	YOUNG, Sam vs Oklahoma State (12/15/07)
	1.000 (4-4)	YOUNG, Sam vs Marquette (03/14/08)
	1.000 (4-4)	BROWN, Gilbert vs Providence College (02/12/08)
	1.000 (4-4)	RAMON, Ronald vs Villanova (01/30/08)
	1.000 (4-4)	BROWN, Gilbert at Cincinnati (01/19/08)
	1.000 (4-4)	BLAIR, DeJuan at USF (01/09/08)
	1.000 (4-4)	BENJAMIN, Keith vs Lafayette (01/02/08)
	1.000 (4-4)	FIELDS, Levance vs Duke (12/20/07)
	1.000 (4-4)	FIELDS, Levance at Duquesne (12/05/07)
	1.000 (4-4)	COOK, Mike vs Boston (11/27/07)
	1.000 (4-4)	BROWN, Gilbert vs Buffalo (11/23/07)
	1.000 (4-4)	YOUNG, Sam vs Mississippi Valley State (11/15/07)
	1.000 (3-3)	YOUNG, Sam vs Cincinnati (03/12/08)
	1.000 (3-3)	YOUNG, Sam vs Cincinnati (02/27/08)
	1.000 (3-3)	BLAIR, DeJuan at Connecticut (02/02/08)
	1.000 (3-3)	YOUNG, Sam vs Duke (12/20/07)
	1.000 (3-3)	COOK, Mike vs Toledo (12/01/07)
	1.000 (3-3)	YOUNG, Sam vs Buffalo (11/23/07)
Rebounds.....	20	BLAIR, DeJuan vs Duke (12/20/07)
	15	BLAIR, DeJuan at Villanova (01/06/08)
Assists.....	10	RAMON, Ronald vs Lafayette (01/02/08)
	9	FIELDS, Levance vs DePaul (03/09/08)

	9	FIELDS, Levance vs Toledo (12/01/07)
Steals.....	5	YOUNG, Sam vs Cincinnati (02/27/08)
	4	YOUNG, Sam at Syracuse (03/01/08)
	4	BLAIR, DeJuan vs Lafayette (01/02/08)
	4	YOUNG, Sam vs Buffalo (11/23/07)
	4	YOUNG, Sam vs North Carolina A&T (11/10/07)
	4	BLAIR, DeJuan vs Houston Baptist (11/09/07)
Blocked Shots.....	5	BLAIR, DeJuan vs Oklahoma State (12/15/07)
	4	YOUNG, Sam vs Cincinnati (03/12/08)
	4	YOUNG, Sam vs Villanova (01/30/08)
Turnovers.....	5	BENJAMIN, Keith at St. John's (01/23/08)
	5	BENJAMIN, Keith vs Seton Hall (01/12/08)
	5	RAMON, Ronald at Villanova (01/06/08)
	5	BENJAMIN, Keith at Villanova (01/06/08)
	5	YOUNG, Sam vs Lafayette (01/02/08)
	5	FIELDS, Levance vs Duke (12/20/07)
	5	COOK, Mike vs Duke (12/20/07)
	5	FIELDS, Levance at Duquesne (12/05/07)
Fouls.....	5	BIGGS, Tyrell vs Marquette (03/14/08)
	5	YOUNG, Sam at West Virginia (03/03/08)
	5	BLAIR, DeJuan at West Virginia (03/03/08)
	5	FIELDS, Levance at Notre Dame (02/21/08)
	5	BENJAMIN, Keith at Villanova (01/06/08)
	5	BROWN, Gilbert vs Lafayette (01/02/08)
	5	BLAIR, DeJuan vs Duke (12/20/07)

2007-08 Pitt Men's Basketball
PITT High/Low Analysis (as of Mar 16, 2008)
All games

OPPONENT INDIVIDUAL GAME HIGHS

Points.....	32	ALEXANDER, Joe at West Virginia (03/03/08)
	31	ROBERTS, Brian at Dayton (12/29/07)
	30	VAUGHN, Deonta vs Cincinnati (03/12/08)
	29	Mason, Anthony at St. John's (01/23/08)
	28	FLYNN, Jonny at Syracuse (03/01/08)
Field Goals Made.....	12	WILLIAMSON, John vs Cincinnati (02/27/08)
	12	Mason, Anthony at St. John's (01/23/08)
Field Goal Att.....	25	VAUGHN, Deonta vs Cincinnati (03/12/08)
	21	GRANSBERRY, Kentrell at USF (01/09/08)
FG Pct (min 5 made).....	1.000 (6-6)	BARRO, Ousmane at Marquette (02/15/08)
	1.000 (5-5)	MACKLIN, Vernon vs Georgetown (01/14/08)
	1.000 (5-5)	JACKSON, Aaron at Duquesne (12/05/07)
3-Point FG Made.....	6	FLYNN, Jonny at Syracuse (03/01/08)
	6	VAUGHN, Deonta vs Cincinnati (02/27/08)
	6	BETLEY, Matt vs Lafayette (01/02/08)
	6	Appleby, Ryan at Washington (12/08/07)
	6	STRONG, Carlos vs Boston (11/27/07)
3-Point FG Att.....	15	VAUGHN, Deonta vs Cincinnati (03/12/08)
	14	STRONG, Carlos vs Boston (11/27/07)
3-Pt FG Pct (min 2 made).....	1.000 (6-6)	BETLEY, Matt vs Lafayette (01/02/08)
	1.000 (3-3)	COBURN, Mike vs Rutgers (01/26/08)
	1.000 (2-2)	SMITH, Jerry vs Louisville (02/24/08)
	1.000 (2-2)	GRIFFIN, Jaron vs Rutgers (01/26/08)
	1.000 (2-2)	Pondexter, Quincy at Washington (12/08/07)
	1.000 (2-2)	AMEND, Kevin vs Houston Baptist (11/09/07)
Free Throws Made.....	12	ALEXANDER, Joe at West Virginia (03/03/08)
	10	VAUGHN, Deonta at Cincinnati (01/19/08)
Free Throw Att.....	16	ALEXANDER, Joe at West Virginia (03/03/08)
	13	VAUGHN, Deonta at Cincinnati (01/19/08)
FT Pct (min 3 made).....	1.000 (8-8)	RUSH, Steven vs North Carolina A&T (11/10/07)
	1.000 (7-7)	HARVEY, Eugene vs Seton Hall (01/12/08)
	1.000 (6-6)	HARRIS, Paul at Syracuse (03/01/08)
	1.000 (5-5)	Matthews, Wesley vs Marquette (03/14/08)
	1.000 (4-4)	SMITH, Jerry vs Louisville Cardinals (03/13/08)
	1.000 (4-4)	BUTLER, Da'Sean at West Virginia (03/03/08)
	1.000 (4-4)	MCALARNEY, Kyle at Notre Dame (02/21/08)
	1.000 (4-4)	HRYCANIUK, Adam at Cincinnati (01/19/08)
	1.000 (4-4)	LAING, Brian vs Seton Hall (01/12/08)
	1.000 (4-4)	CUNNINGHAM, Dante at Villanova (01/06/08)
	1.000 (4-4)	WRIGHT, Chris at Dayton (12/29/07)
	1.000 (4-4)	LITTLE, Charles at Dayton (12/29/07)
	1.000 (4-4)	JAMES, Shawn at Duquesne (12/05/07)
	1.000 (4-4)	MENSAH, Kojo at Duquesne (12/05/07)
	1.000 (4-4)	JACKSON, Reggie at Duquesne (12/05/07)
	1.000 (4-4)	STRONG, Carlos vs Boston (11/27/07)
	1.000 (4-4)	PARKS, Wayne vs Mississippi Valley State (11/15/07)
	1.000 (4-4)	HINNENKAMP, Fred vs Houston Baptist (11/09/07)
	1.000 (3-3)	BROOKS, Marshon vs Providence College (02/12/08)
	1.000 (3-3)	ANDERSON, Dwayne at Villanova (01/06/08)
	1.000 (3-3)	Eaton, Byron vs Oklahoma State (12/15/07)
	1.000 (3-3)	SPEECH, Stanford vs Mississippi Valley State (11/15/07)
	1.000 (3-3)	MORRIS, Sean vs Houston Baptist (11/09/07)
Rebounds.....	13	JACKSON, Tory at Notre Dame (02/21/08)
	12	HARANGODY, Luke at Notre Dame (02/21/08)
	12	BARRO, Ousmane at Marquette (02/15/08)

	12	GARCIA, John vs Seton Hall (01/12/08)
	12	SCHEYER, Jon vs Duke (12/20/07)
	12	Brockman, Jon at Washington (12/08/07)
Assists.....	12	JAMES, Dominic at Marquette (02/15/08)
	8	VAUGHN, Deonta vs Cincinnati (02/27/08)
Steals.....	6	HARRIS, Paul at Syracuse (03/01/08)
	4	HARVEY, Eugene vs Seton Hall (01/12/08)
	4	REDDING, Reggie at Villanova (01/06/08)
Blocked Shots.....	5	THABEET, Hasheem at Connecticut (02/02/08)
	5	NDIAYE, Hamady vs Rutgers (01/26/08)
	5	JAMES, Shawn at Duquesne (12/05/07)
Turnovers.....	7	ABDULLAH, Bilal vs Lafayette (01/02/08)
	7	BETTS, Calvin vs Buffalo (11/23/07)
Fouls.....	5	SUMMERS, DaJuan vs Georgetown (03/15/08)
	5	RIVERS, Jeremiah vs Georgetown (03/15/08)
	5	CLARK, Earl vs Louisville Cardinals (03/13/08)
	5	McDERMOTT, Geoff vs Providence College (02/12/08)
	5	ROBINSON, Stanley at Connecticut (02/02/08)
	5	REDDING, Reggie vs Villanova (01/30/08)
	5	CUNNINGHAM, Dante vs Villanova (01/30/08)
	5	SUMMERS, DaJuan vs Georgetown (01/14/08)
	5	DAVIS, Mike vs Seton Hall (01/12/08)
	5	CLARK, Shane at Villanova (01/06/08)
	5	Harris, Terrel vs Oklahoma State (12/15/07)
	5	JAMES, Shawn at Duquesne (12/05/07)
	5	JACKSON, Aaron at Duquesne (12/05/07)
	5	REED, Joseph vs Mississippi Valley State (11/15/07)