

PITT

PITT BASKETBALL

MARQUETTE • MARCH 3, 2007 • BRADLEY CENTER • MILWAUKEE, WIS.

2006-07 SCHEDULE

Date	Opponent	W/L	Time
N12	vs. Western Michigan (ESPN-U)	W	86-67
N14	DELAWARE STATE	W	67-50
N17	NORTHEASTERN	W	78-52
N18	MASSACHUSETTS (FSN)	W	85-68
N19	OAKLAND	W	66-55
N24	FLORIDA STATE	W	88-66
N29	ROBERT MORRIS (FSN)	W	67-53
D3	at Auburn (CSS-TV)	W	74-66
D6	DUQUESNE (FSN)	W	73-56
D9	at Buffalo (FSN)	W	70-67
D16	at Wisconsin (ESPN)	L	89-75
D21	vs. Oklahoma State (ESPN2)	L-2OT	95-89
D23	DAYTON (FSN)	W	84-54
D30	FLORIDA A&M (FSN)	W	77-51
J4	at *Syracuse (ESPN)	W	74-66
J7	*USF (WTAE)	W	69-48
J10	at *DePaul (ESPN2)	W	59-49
J13	*GEORGETOWN (ESPN)	W	74-69
J16	*CONNECTICUT (ESPN2)	W	63-54
J21	*MARQUETTE (CBS)	L-OT	77-74
J24	at *Cincinnati (FSN)	W	67-51
J27	*ST. JOHN'S (FSN)	W	72-46
J29	at *Villanova (ESPN)	W	65-59
F7	at *West Virginia (FSN)	W	60-47
F10	*PROVIDENCE (ESPN)	W	74-68
F12	*LOUISVILLE (ESPN)	L	66-53
F17	WASHINGTON (ESPN)	W	65-61
F19	at *Seton Hall (FSN)	W	71-68
F24	at *Georgetown (CBS)	L	61-53
F27	*WEST VIRGINIA (ESPN-U)	W	80-66
M3	at *Marquette (ESPN)		9 p.m.
M7	at Big East Championship (ESPN)		TBA
M15	NCAA First & Second Rounds		TBA
M22	NCAA Regionals		TBA
M31	NCAA Final Four		TBA

All game times Eastern. All home games in BOLD CAPS. Television games in parenthesis; All game times are subject to change. %Big East Championship games; *Big East games. For ticket information: (800) 643-PITT.

GAME 31

#12 PITT (25-5, 12-3 Big East)

at #20 MARQUETTE (22-8, 9-6 Big East)

Saturday, March 3, 2007 • 9 p.m. ET/8 p.m. CT
Bradley Center (18,850) • Milwaukee, Wis.

Television: ESPN

(Dan Shulman and Dick Vitale; Sideline: Erin Andrews; Producer: Phil Dean).

Radio: Pitt Panthers Radio Network (Bill Hillgrove and Dick Groat), 94.5-FM (WWSW), 970 AM (WBGG). Satellite Radio: Sirius Satellite Channel 114 (Pitt feed).

Internet Broadcast: www.pittsburghpanthers.com

The Coaches: Pitt: Jamie Dixon, 8th year at Pitt, 4th year as head coach (101-27);

Marquette: Tom Crean, 8th year at MU (163-84), 8th year overall (163-84).

Rankings: Pitt: 12-AP, 12-ESPN; Marquette: 20-AP; 21-ESPN.

No. 12 Pitt (25-5, 12-3 Big East) travels to No. 20 Marquette (22-8, 9-6 Big East) for its final Big East regular season game Saturday at the Bradley Center. Tipoff is at 9 p.m. ET/8 p.m. CT.

The contest will be broadcast nationally on ESPN. Dan Shulman (play-by-play) and Dick Vitale (analysis) will make the call with sideline reports from Erin Andrews. Phil Dean will handle production. On Saturday morning at 11 a.m., ESPN will also broadcast the popular ESPN College GameDay show live from the Bradley Center. Hosts of the show include Rece Davis, Digger Phelps, Jay Bilas, Hubert Davis and Andy Katz. Barry Sacks will handle production. Pitt is one of two schools (Michigan State is the other) to participate in two College Game Day broadcasts this season. Pitt hosted

the show at the Petersen Events Center on Jan. 13.

The contest marks the final Big East regular season game for Pitt. A win will give Pitt a share of its sixth Big East regular season title. A Pitt win and Georgetown loss to Connecticut will give Pitt the title outright. A Pitt loss coupled with a Louisville victory against Seton Hall will give Pitt the No. 3 seed upon entering the Big East Championship. Pitt has clinched a first round bye in the Big East Tournament. It cannot finish lower than third place. With a win, Pitt will match its school record with a 13-3 league slate. Pitt also finished 13-3 in 2001-02, 2002-03 and 2003-04.

At 12-3, Pitt and Georgetown are tied for first place in the Big East. Louisville is third at 11-4, Notre Dame is fourth at 10-5, Syracuse

TODAY'S TOP STORYLINES

- A win Saturday would give Pitt a share of the Big East regular season title. The championship would be Pitt's sixth in school history. Pitt also won or tied for Big East regular season titles in 1986-87, 1987-88, 2001-02, 2002-03, 2004-04.
- A win would give Pitt a 13-3 Big East record and would tie its school record for best Big East regular season finish. Pitt also finished 13-3 in 2001-02, 2002-03 and 2003-04.
- Pitt is 8-2 overall on the road and 6-1 in league road games this year. A win would set a school record for most league road wins.
- Pitt has limited 14 of 15 Big East opponents, 17 of its last 19 opponents and 27 of its 30 total opponents under 70 points. Under Jamie Dixon, Pitt has held opponents to 70 points or less in 108 of his 128 games.
- Jamie Dixon reached his 100th career victory faster than any other Pitt coach. Dixon also needs just seven wins to set the record for most wins after the first four seasons of a head coaching career.

PITT

PITT PANTHERS ROSTER NOTES

#	NAME	POS	HT	WT	CL	PPG	RPG	CAREER/2006-07 NOTES
0	Austin Wallace	C	6-9	230	FR	--	--	•Freshman from Bronx, N.Y.
1	Keith Benjamin	G	6-2	190	JR	3.6	1.2	•79 career games
2	Levance Fields	G	5-10	195	SO	9.8	3.3	•Owns a 2.56 assist:turnover ratio
4	Ronald Ramon	G	6-1	180	JR	8.9	1.7	•Shooting .455 (60-132) on 3FG
5	Tyrell Biggs	F	6-8	245	SO	3.7	2.0	•Played key role of bench vs. WVU
11	Gilbert Brown	G/F	6-6	190	FR	0.7	0.7	•Saw action in 3 games (FSU, DU, UD)
14	Levon Kendall	F	6-10	225	SR*	5.5	5.7	•12 pts., 9 reb. vs. WVU
21	Doyle Hudson	F/C	6-8	230	SR	1.2	0.8	•24 career games played
22	Antonio Graves	G	6-3	190	SR	9.2	2.2	•Reached double figures in 14 games
23	Sam Young	F	6-6	215	SO	6.2	2.8	•Double digits in 3 of last 4 GP
31	Mike Cook	G/F	6-4	220	JR*	10.3	3.0	•12 pts. (4-5 FG), 5 asst. vs. WVU
33	Aaron Gray	C	7-0	270	SR	14.2	10.0	•13 double-doubles on season; 12 points, 13 rebounds vs. WVU
35	Geoff Rizk	G	6-0	185	FR	0.3	0.0	•Walk-on from Franklin Lakes, N.J.
40	Maurice Polen	F	6-5	245	SO	0.5	0.9	•Walk-on from Philadelphia, Pa.

SERIES HISTORY

MARQUETTE-PITT SERIES

Total Games: 7.
 Series Record: 3-4.
 Petersen Events Center: 1-1.
 Hosted by Pitt: 2-1.
 Hosted by Marquette: 1-2.
 Neutral: 1 (0-1).
 Overtime: 1 (0-1).
 One-Point Games: 0 (0-0).
 Two-Point Games: 1 (0-1).
 Most Points Scored-Pitt: 82
 (84-82 loss on 2/18/06).
 Most Points Scored-MU: 84
 (84-82 loss on 2/18/06).
 Largest Victory Margin-Pitt:
 7 (65-58 win on 12/18/
 74).
 Largest Victory Margin-MU:
 9 (73-62 loss on 1/17/
 76).
 Longest Win Streak-Pitt: 2
 (1930-31-12/18/74).
 Longest Win Streak-MU: 2
 (1/17/76-3/27/03).
 Last 10 Games: 3-4.
 Last 20 Games: 3-4.

GAME SUMMARY

MARQUETTE (3-4)

GP: 7; H: 2-1; A: 1-2; N: 0-1; OT: 0-1.

Date	A/H	W/L	Pitt	MU
1930-31	A	W	24	18
12/18/74	H	W	65	58
1/17/76	A	L	62	73
3/27/03	N#	L	74	77
1/28/06	H*	W	77	71
2/18/06	A*	L	82	84
1/21/07	H*+	L	74	77

is fifth at 10-5. Marquette (9-6) is currently in sixth place.

Over the last six years, Pitt has proven to be the winningest Big East Conference basketball program. From 2001-07, Pitt owns the league's top records for league play (71-24) and overall games (158-38). Pitt is the only Big East Conference school to win 20 or more overall games and 10 or more league con-

NATIONAL POLLS (as of February 26, 2007)

ASSOCIATED PRESS POLL

Rk.	School (1st Place)	W-L	Pts.
1.	Ohio State (62)	26-3	1786
2.	UCLA (10)	25-3	1729
3.	Kansas	25-4	1580
4.	Wisconsin	26-4	1503
5.	Florida	25-4	1488
6.	Memphis	25-3	1422
7.	Texas A&M	24-4	1408
8.	North Carolina	24-5	1381
9.	Georgetown	22-5	1225
10.	Nevada	26-2	1160
11.	Southern Illinois	25-5	1057
12.	PITT	24-5	984
13.	Washington State	23-5	974
14.	Duke	22-7	775
15.	Texas	21-7	708
16.	Louisville	21-8	653
17.	Oregon	22-7	466
18.	Butler	26-5	457
19.	Vanderbilt	19-9	317
20.	Marquette	22-8	299
21.	Virginia Tech	20-8	293
22.	Notre Dame	22-6	279
23.	Southern Cal	21-8	254
24.	Maryland	22-7	247
25.	Air Force	23-6	236

Others receiving votes: Michigan State 135, Winthrop 123, Virginia 103, UNLV 78, BYU 70, Xavier 42, Tennessee 40, West Virginia 27

NOTE:

- Associated Press poll is voted upon by the nation's media (both polls are released on Monday)
- USA Today/ESPN poll is voted on by the nation's coaches

USA TODAY/ESPN COACHES POLL

Rk.	School (1st Place)	W-L	Pts.
1.	Ohio St. (29)	26-3	772
2.	UCLA (2)	25-3	742
3.	Kansas	25-4	680
4.	Florida	25-4	646
5.	Wisconsin	26-4	628
6.	Texas A&M	24-4	608
7.	Memphis	25-3	607
8.	North Carolina	24-5	584
9.	Nevada	26-2	526
10.	Georgetown	22-5	515
11.	Southern Illinois	25-5	451
12.	PITT	24-5	447
13.	Washington State	23-5	412
14.	Duke	22-7	303
15.	Texas	21-7	272
16.	Butler	26-5	222
17.	Notre Dame	22-6	217
18.	Oregon	22-7	181
19.	Louisville	21-8	170
20.	Air Force	23-6	141
21.	Marquette	22-8	137
	Virginia Tech	20-8	137
23.	Vanderbilt	19-9	100
24.	Southern Cal	21-8	90
25.	Virginia	19-8	86

Others receiving votes: West Virginia 73, Winthrop 69, Maryland 48, BYU 42, UNLV 37, Davidson 34, Michigan State 17

tests in each of the last six seasons. This year, Pitt also set a school record with its sixth consecutive 20-overall win and 10-league win season. Prior to the 2001-02 season, Pitt won 20 or more games in only two consecutive seasons. It marks Pitt's 13th all-time 20-win season.

Additionally, Pitt Head Coach Jamie Dixon (101 career wins) is the first coach in school history to win 20 or more games in four consecutive seasons. Dixon is one of only nine coaches in NCAA Division I history to win 100 or more games in

the first four years of a coaching career. Dixon needs seven more wins to break the NCAA record for most victories over the first four seasons of a coaching career. Everett Case holds the record with 107 wins in his first four years as the head coach at North Carolina State (1947-50).

With his 100th career against Seton Hall on Feb. 19, Dixon became the fastest coach in school history to reach 100 victories (see chart page 5). His accomplishment also ranks among NCAA Division I's all-time top-15 fastest coaches to reach

100 wins (see page 11).

On the road this year, Pitt owns an outstanding 8-2-overall record. It is 6-1 in Big East road games. It previously put together a school-record six game Big East regular season road win streak. At 6-1, Pitt also has the opportunity to complete its league regular season with its best-ever road record. Previously, Pitt completed four seasons with a 6-2 road record in 2001-02, 2003-04, 1986-87 and 1987-88 (see chart on page 3).

Pitt meets Marquette for the second time this season. Marquette,

PITT BASKETBALL WEEKLY MEDIA PLANNER

All practices are closed. For more information on coverage of Pitt men's basketball, contact Associate Media Relations Director Greg Hotchkiss at (412) 491-5296.

THURSDAY

March 1

Practice, 12:30 p.m.-3:30 p.m.
 Media Opportunity, 4 p.m.

FRIDAY

March 2

Practice, 12:30 p.m.-3:30 p.m.
 Depart for Marquette

SATURDAY

March 3

Pitt at Marquette, 9 p.m. ET
 ESPN 94.5/970 AM

SUNDAY

March 4

Travel Day

MONDAY

March 5

Big East Teleconference
 Practice, 12:30 p.m.-3:30 p.m.

TUESDAY

March 6

Depart to New York City and Big East Championship

COLLEGE BASKETBALL'S BEST PROGRAMS OVER THE LAST SIX YEARS

Where Pitt ranks among national winning percentage leaders and top programs over the last six seasons; updated as of March 1, 2007.

School	2006-07	2001-06	Total	Pct.
Duke	22-8	145-27	167-35	.827
Gonzaga	21-10	136-25	157-35	.818
PITTSBURGH	25-5	133-33	158-38	.805
Memphis	25-3	127-34	152-37	.804
Kansas	26-4	135-36	161-40	.800
Illinois	21-9	140-32	161-41	.797
Southern Illinois	25-5	123-37	148-42	.779
Florida	25-5	123-40	148-45	.767
Connecticut	17-12	136-35	153-47	.765
Kentucky	20-9	131-38	151-47	.762
Syracuse	21-8	126-44	147-52	.739
Texas	22-7	123-45	145-52	.736
Wisconsin	26-4	112-49	138-53	.723
Arizona	18-9	120-44	138-53	.723
Xavier	22-7	116-46	138-53	.723
Oklahoma State	20-9	119-46	139-55	.716
Oklahoma	15-13	118-40	133-53	.715
Louisville	21-8	118-48	139-56	.713
Western Kentucky	21-10	110-43	131-53	.712
Marquette	22-8	111-48	133-56	.703
Boston College	19-9	113-47	132-56	.702
Maryland	23-7	111-52	134-59	.694
Saint Joseph's	17-12	115-48	132-60	.691
Stanford	17-10	108-48	125-58	.683
Mississippi State	16-12	112-48	128-60	.681

PITT'S BEST BIG EAST ROAD RECORDS

Pitt's current 6-1 road record is on pace to set a school record for road winning percentage. Pitt has already matched its record for most league road wins.

Year	W-L	Pct.
2006-07	6-1	.857
2001-02	6-2	.750
2003-04	6-2	.750
1986-87	6-2	.750
1987-88	6-2	.750
2002-03	5-3	.625

win streaks. Pitt is in its fifth season in the Petersen Events Center and carries a 80-8 all-time record and .909 winning percentage in the building. The .909 winning percentage ranks among the nation's best home court records over the last five years (see chart page 10). Pitt has won 38 of its last 45 Big East home games and is 33-7 against Big East opponents in the Petersen Events Center. Pitt owns a 47-1 record vs. non-conference opponents in the Petersen Events Center. Pitt has also won 68 of its last 69 home games against regular season non-confer-

PITT'S FIVE-YEAR SUCCESS (2001-06)

The following is a list of accomplishments achieved by the Pitt Basketball program over the last five seasons (2001-06):

- Compiled a 133-33 record over the last five seasons and .801 winning percentage which ranks among the nation's top five best winning percentages during that span. The record also tops the Big East from 2001-06.
- Captured three Big East regular season titles: 2001-02 Big East West Division, 2002-03 Big East West Division, 2003-04 Big East regular season.
- Won Pitt's first-ever Big East Tournament title in 2003.
- Advanced to the NCAA Tournament for a school-record five consecutive seasons.
- One of only 15 schools nationwide to advance to the NCAA Tournament in each of the last five seasons.
- Achieved a school record and fifth straight 20-plus win season in 2005-06.
- Averaged 26.6 victories per season over that five-year span.
- Advanced to the Big East Championship title game in four straight seasons (2001-04), one of only two conference schools to achieve that honor. Also, Pitt advanced to the Big East Championship title game in five of the last six seasons.
- Compiled a Big East-best 59-21 (.738) record in league regular season games.
- Finished ranked among the nation's top-10 programs in three of the last five seasons.
- Ranked among the nation's top-25 in a school record 61 consecutive polls.
- Appeared on television in 119 total games.
- Set the school record with a 40-game win streak which spanned two years and 68 days.
- Opened the brand-new Petersen Events Center with a 34-game win streak, a streak which ranks as the third all-time longest win streak to open a new arena.
- Concluded its fourth year in the Petersen Events Center with a 64-6 record and .914 winning percentage.
- Set all school records for attendance.
- Sold out the Petersen Events Center in each of the arena's first five years.

which has claimed each of the last two meetings against the Panthers, claimed a 77-74 overtime victory over Pitt on Jan. 21 at the Petersen Events Center.

The Panthers concluded the regular season with a 16-2 home record and won 12 consecutive home contests to rank tied for sixth among the school's all-time longest home



2006-07 PITT PANTHERS NUMERICAL ROSTER

#	NAME	POS	HT	WT	CL	EX	HOMETOWN/PREVIOUS SCHOOL(s)
0	Austin Wallace	C	6-9	230	FR	HS	Bronx, N.Y./LaSalle Academy
1	Keith Benjamin	G	6-2	190	JR	2L	Mount Vernon, N.Y./Mount Vernon
2	Levance Fields	G	5-10	195	SO	1L	Brooklyn, N.Y./Xaverian
4	Ronald Ramon	G	6-1	180	JR	2L	Bronx, N.Y./All Hallows
5	Tyrell Biggs	F	6-8	245	SO	1L	Nanuet, N.Y./Don Bosco Prep (N.J.)
11	Gilbert Brown	G/F	6-6	190	FR	HS	Harrisburg, Pa./South Kent Prep (Conn.)
14	Levon Kendall	F	6-10	225	SR*	3L	Vancouver, British Columbia/Kitsilano
21	Doyle Hudson	F/C	6-8	230	SR	1L	Eleuthera, Bahamas/Roane State J.C./North Eleuthera
22	Antonio Graves	G	6-3	190	SR	3L	Mansfield, Ohio/Mansfield Senior
23	Sam Young	F	6-6	215	SO	1L	Clinton, Md./Hargrave Military Academy/Friendly
31	#Mike Cook	G/F	6-4	220	JR*	TR	Philadelphia, Pa./East Carolina/Friends Central
33	Aaron Gray	C	7-0	270	SR	3L	Emmaus, Pa./Emmaus
35	Geoff Rizk	G	6-0	185	FR	HS	Franklin Lakes, N.J./The Hun School of Princeton
40	Maurice Polen	F	6-5	245	JR	RS	Philadelphia, Pa./West Philadelphia

* By class denotes redshirt year; #Transfer who sat out the 2005-06 season

Head Coach: Jamie Dixon (TCU, 1987), Fourth Year; **Assistant Coach:** Mike Rice (Fordham, 1991); **Assistant Coach:** Pat Sandle (San Francisco State, 1987); **Assistant Coach:** Orlando Antigua (Pittsburgh, 1995); **Director of Operations:** David Cox (William & Mary, 1995); **Program Assistant/Video Coordinator:** Brandin Knight (Pittsburgh, 2005); **Athletic Trainer:** Tony Sales; **Strength & Conditioning Coach:** Tim Beltz; **Academic Coordinator:** Mike Farabaugh; **Equipment Manager:** Dan Trbovich; **Team Managers:** Menachem Brodie, Jared Friedman, Kevin Funston, Jeremy Grubbs, Jordan Marks, Matt Steinbrink; **Student Trainers:** Pam MacNett, Jamie Voelker, Kevin Westbrink; **Administrative Assistant:** Beth Schoedel; **Media Relations:** Greg Hotchkiss.

RECORD WHEN...

Controlling the tip:	18-1
Scoring first:	14-2
Leading at the half:	11-0
Trailing at the half:	6-5
Tied at half:	0-0
Leading with 5:00 left:	24-0
Trailing with 5:00 left:	1-4
Tied with 5:00 left:	0-1
In Overtime:	0-2
Double Overtime:	0-1

Pitt outrebounds opp.:	19-3
Pitt is outrebounded:	3-2
Rebounds are equal:	3-0

Pitt commits more TO:	10-3
Pitt forces more TO:	13-2
Turnovers are equal:	2-0

Pitt has more FTA:	15-2
Opp. has more FTA:	8-3
FT attempts are equal:	2-0
Pitt shoots better than 60%:	3-0
Pitt shoots better than 50%:	13-0
Pitt shoots less than 50%:	12-5
Opp. shoots better than 50%:	1-0
Opp. shoots less than 50%:	23-5
Opp. shoots less than 40%:	14-0
Pitt outshoots opp. (%):	23-2
Opp. outshoots Pitt (%):	2-3
Shooting is tied (%):	0-0
Pitt hits 40% of 3FG:	14-0
Pitt hits less than 40% of 3FG:	11-5
Pitt outshoots opp. (3FG):	20-1

Pitt hits at least 70% of FTA:	12-1
Pitt hits at least 60% of FTA:	15-4

Pitt bench outscores opp.:	19-3
Opp. bench outscores Pitt:	5-2
Bench scoring is equal:	1-0
Following a Pitt win:	20-4
Following a Pitt loss:	4-1

3 score in double figures:	9-1
4 score in double figures:	6-0
5+ in double figures:	4-3

UNIFORMS

White uniforms:	17-2
Blue uniforms:	8-3

MONTHS OF THE YEAR

In November:	7-0
In December:	5-2
In January:	8-1
In February:	5-2
In March:	0-0

DAYS OF THE WEEK

Monday:	2-1
Tuesday:	3-0
Wednesday:	5-0
Thursday:	1-1
Friday:	2-0
Saturday:	7-2
Sunday:	4-1

PITT'S BEST SEASON STARTS

Pitt's 10-0 start in 2006-07 ranks among its best all-time season starts. Head Coach Jamie Dixon has engineered four of the school's top 10 starts. Here is a look at Pitt's other top season starts:

W-L	Season
*21-0	1927-28
18-0	2003-04
15-0	2005-06
15-0	1915-16
12-0	1929-30
10-0	2006-07
10-0	2004-05
9-0	1987-88
9-0	2002-03
6-0	1998-99

**21-0 record was the 1927-28 team's final record.*

ence opponents.

In non-conference action, Pitt played through its most difficult schedule assembled in recent years. It played a difficult three-game stretch against No. 7 Wisconsin, No. 15 Oklahoma State and Dayton. Pitt dropped consecutive contests to Wisconsin and Oklahoma State and defeated Dayton by 30 points. The Panthers also hit the road for three games (Auburn, Wisconsin and Buffalo) and played two neutral site contests against Oklahoma State (in Oklahoma City) and Western Michigan (at West Point, N.Y.).

According to www.collegerpi.com, Pitt entered its week ranked No. 6 in the weekly RPI rankings (as of February 25, 2007). The Panthers also ranked No. 12 nationally in the strength of schedule ratings. In the kenpom.com rankings, Pitt is ranked No. 4 in RPI and No. 11 in strength of schedule ratings.

Pitt has won 77 of its last 101 contests and 36 of its last 52 Big East regular season games. In addition, the Panthers sport a 33-7 record against Big East opponents at the Petersen Events Center.

Pitt's 10 consecutive wins to start its 2006-07 season ranks sixth among the all-time best starts in school history. The 10-game win streak ranks ninth among all-time longest win streaks in school history.

A win on Dec. 9 gave Pitt its 10th non-conference win of the year. Pitt completed its non-confer-

BIG EAST'S ALL-TIME WINNINGEST COACHES BY PERCENTAGE

(Conference Regular Season and Championship Games combined as of March 1, 2007, according to Big East records)

Coach, Team	W	L	Pct.	Yrs.	BEChamp.
Jamie Dixon, Pitt	50	21	.704	4	5-3, .625
John Thompson, GU	231	123	.653	20	33-13, .717
Jim Boenheim, Syracuse	328	180	.646	28	41-22, .651
Jim Calhoun, Connecticut	252	141	.641	21	28-14, .667
Lou Carnesecca, St. John's	139	80	.635	13	12-11, .478
Mike Jarvis, St. John's	57	36	.613	5	7-4, .636
Ben Howland, Pitt	46	29	.613	4	8-3, .727
Rollie Massimino, Villanova	123	92	.572	12	13-12, .520

WHERE PITT RANKS NATIONALLY IN THE 2006-07 NCAA STATISTICS

Source: www.ncaa.org, (as of February 25, 2007)

Category	Rank	Average
Scoring Offense	122	71.4
Scoring Defense	33	61.3
Scoring Margin	26	10.1
Field Goal Percentage	33	48.0
Field Goal Percentage Defense	34	40.4
Three-Point Field Goals Per Game	206	6.1
Three-Point Field Goal Pct.	55	37.9
Free Throw Percentage	221	67.1
Rebound Margin	38	5.0
Assists Per Game	8	17.8
Blocked Shots Per Game	136	3.3
Steals Per Game	300	5.2
Won-Lost Percentage	13	82.8
Turnovers Per Game	24	12.2
Personal Fouls Per Game	33	16.5

NCAA DIVISION I BEST COACHING STARTS AFTER THREE SEASONS (by wins)

Source: 2007 NCAA Men's Basketball Recordbook, page 158.

Coach, Team	Seasons	W-L	Pct.
Mark Few, Gonzaga	2000-02	81-20	.802
Everett Case, North Carolina State	1947-49	80-16	.833
Bill Guthridge, North Carolina	1998-00	80-28	.741
Thad Matta, Butler & Xavier	2001-03	76-20	.792
Roy Williams, Kansas	1989-91	76-25	.752
JAMIE DIXON, PITT	2003-06	76-22	.776
Jim Boenheim, Syracuse	1977-79	74-14	.841
Bill Carmody, Princeton	1997-99	73-14	.839
Jerry Tarkanian, Long Beach State	1969-71	71-13	.845
Dick Hunsaker, Ball State	1990-92	71-26	.732
Denny Crum, Louisville	1972-74	70-19	.787
Don Donoher, Dayton	1965-67	70-19	.787
Pat Foster, Lamar	1981-83	70-20	.777
Pete Gillen, Xavier	1986-88	70-22	.761
Tim Welsh, Iona	1996-98	70-22	.761
Randy Ayers, Ohio State	1990-92	70-23	.753
Steve Lavin, UCLA	1997-99	70-26	.729
Speedy Morris, LaSalle	1987-89	70-29	.707

BIG EAST'S BEST PROGRAMS OVER THE PREVIOUS SIX SEASONS (2001-07)

Totals are as of March 1, 2007.

School	Big East		Overall	
	W-L	Pct.	W-L	Pct.
PITT	71-24747	158-38805
Connecticut	68-27716	153-47765
Syracuse	61-34638	147-52739
Louisville	17-14548	139-56713
Marquette	19-12613	133-56706
Cincinnati	10-20333	130-61681
Villanova	54-41568	124-68646
Notre Dame	53-41564	119-66643
West Virginia	40-55421	105-67610
Georgetown	49-46516	105-70600
DePaul	13-18419	96-80545
Providence	42-53438	97-81545
Seton Hall	42-54438	93-84525
Rutgers	38-57400	89-93489
St. John's	31-64326	83-93472
USF	4-26133	74-101423

DIXON REACHES 100 CAREER WINS

Pitt Head Coach Jamie Dixon reached 100 career victories faster than any other head coach in school history. He registered his 100th career win on Feb. 19, 2007 at Seton Hall. Dixon also reached 70, 80 and 90 wins faster than any other Pitt head coach. Here is a look at the top Pitt coaches and the total games it took to win 100 games at Pitt:

Pitt Coach	Games to			
	100 wins	W-L	1st Year	Date of 100th Win
Jamie Dixon	126	100-26	2003	Feb. 19, 2007 at Seton Hall
H.C. Carlson	140	100-40	1922	Feb. 22, 1930 vs. West Virginia
Paul Evans	156	100-56	1986	Nov. 20, 1991 vs. Manhattan

SCHOOLS EARNING NCAA TOURNAMENT BERTHS IN EACH OF THE LAST FIVE YEARS

Pitt is one of 15 NCAA Division I schools to advance to the NCAA Tournament in each of the last five seasons (2001-06). Those programs include: Alabama, Arizona, Connecticut, Duke, Florida, Gonzaga, Illinois, Kansas, Kentucky, Michigan State, North Carolina State, **PITT**, Southern Illinois, Texas and Wisconsin.

ence schedule with a 65-61 home win over Washington. Pitt has now won 10-plus non-conference games in each of the last six seasons (13-2 in 2006-07, 11-0 in 2005-06, 10-1 in 2004-05, 14-0 in 2003-04, 10-1 in 2002-03 and 11-1 in 2001-02).

Pitt is in the midst of its 2006-07 season after completing a 25-8 campaign and 10-6 Big East slate in 2005-06. Pitt earned a school record fifth consecutive NCAA Tournament berth and won 20-plus games for the fifth consecutive season. With

its 10-6 Big East record, Pitt finished with 10 or more Big East regular season wins for a school record fifth straight season. The Panthers also advanced to their fifth Big East Championship title game appearance in the last six seasons.

Over the past six seasons, Pitt has compiled a 69-5 non-conference record. Pitt has won 24 of its last 26 non-conference games dating back to a January 2, 2005 loss to Bucknell.

PITT PICKED TO WIN BIG EAST CONFERENCE IN COACHES POLL

NEW YORK, N.Y.—The Pitt men's basketball team was selected by league coaches to win the 2006-07 Big East regular season title, while senior center Aaron Gray was named the league's preseason Player of the Year at the conference's annual media day Wednesday morning at Madison Square Garden.

In a vote of league coaches, Pitt finished first in the team voting with 219 total points and earned 10 out of the conference's 16 first place votes. Pitt was followed by 2. Georgetown (212 points, four first place votes), 3. Syracuse (182 points, one first place vote) and 4. Marquette (181 points, one first place vote).

Gray, a seven-foot center from Emmaus, Pa., averaged 13.9 points and 10.5 rebounds per game last season. As the 2005-06 Big East Most Improved Player, Gray led the Big East in both rebounding (10.5 rpg.) and double-doubles (18) and was the only conference player to average a double-double.

Gray becomes Pitt's fourth preseason Big East preseason Player of the Year selection since the school joined the conference in 1982-83. Pitt's other preseason Player of the Year honorees include Charles Smith (1986-87), Jerome Lane (1987-88) and Brandin Knight (2002-03). With Gray's selection to the preseason All-Big East Team, Pitt has had at least one player named to the preseason All-Big East Team in five of the last six seasons. Last year, Carl Krauser earned preseason All-Big East Team distinction.

2006-07 PRESEASON BIG EAST COACHES' POLL

Rk.	Team	Points
1. ...	PITT (10)	219
2. ...	Georgetown (4)	212
3. ...	Syracuse (1)	182
4. ...	Marquette (1)	181
5. ...	Connecticut	173
6. ...	Louisville	149
7. ...	Villanova	146
8. ...	DePaul	134
9. ...	St. John's	105
10. ...	Providence	102
11. ...	Notre Dame	80
12. ...	West Virginia	72
13. ...	Cincinnati	52
14. ...	Rutgers	49
15. ...	Seton Hall	42
16. ...	USF	22

*first place votes in parenthesis

2006-07 PRESEASON ALL-BIG EAST SELECTIONS

2006-07 PRESEASON BIG EAST PLAYER OF THE YEAR

Aaron Gray, Pittsburgh

2006-07 PRESEASON BIG EAST ROOKIE OF THE YEAR

Paul Harris, Syracuse

2006-07 PRESEASON ALL-BIG EAST TEAM

*Aaron Gray, Pittsburgh, C, Sr., 7-0, 270, Emmaus, Pa.

Jeff Adrien, Connecticut, F, So., 6-7, 245, Brookline, Mass.

Wilson Chandler, DePaul, F, So., 6-8, 210, Benton Harbor, Mich.

Sammy Mejia, DePaul, G, Sr., 6-6, 195, Bronx, N.Y.

*Jeff Green, Georgetown, F, Jr., 6-9, 235, Hyattsville, Md.

*Roy Hibbert, Georgetown, C, Jr., 7-2, 283, Adelphi, Md.

Juan Palacios, Louisville, F, Jr., 6-8, 245, Medellin, Columbia

*Dominic James, Marquette, G, So., 5-11, 175, Richmond, Ind.

Lamont Hamilton, St. John's, F, Sr., 6-10, 253, Brooklyn, N.Y.

Terrence Roberts, Syracuse, F, Sr., 6-9, 235, Jersey City, N.J.

Curtis Sumpter, Villanova, F, Sr., 6-7, 220, Brooklyn, N.Y.

2006-07 PRESEASON ALL-BIG EAST HONORABLE MENTION

David Padgett, Louisville, F/C, Jr., 6-11, 250, Reno, Nev.

Collin Falls, Notre Dame, G, Sr., 6-5, 200, Park Ridge, Ill.

Eric Devendorf, Syracuse, G, So., 6-4, 175, Bay City, Mich.

*denotes unanimous selection

PITT PLAYERS IN THE CAREER RECORDBOOKS

FIELD GOAL PERCENTAGE

.625	Chevon Troutman	2001-05
.589	Ontario Lett	2001-03
.569	Chris Taft	2003-05
.557	Eric Mobley	1991-94
.556	Aaron Gray	2003-
.538	Brian Shorter	1988-91
.534	Charles Smith	1984-88
.525	Jerome Lane	1985-88
.522	Billy Knight	1971-74

THREE-POINT FIELD GOAL PERCENTAGE

.457	Jason Matthews	1987-91
.416	Sean Miller	1987-92
.409	Rod Brookin	1986-90
.405	Donatas Zavackas	1999-03
.402	Ronald Ramon	2004-
.397	Levance Fields	2005-
.392	Jason Maile	1992-97

.386	Orlando Antigua	1991-95
.375	Antonio Graves	2003-
.368	Carl Krauser	2002-06
.367	Garrick Thomas	1992-96
.358	Andre Alridge	1992-96
.337	Julius Page	2000-04

FREE THROW PERCENTAGE

.885	Sean Miller	1987-92
.878	Jason Matthews	1987-91
.833	Ronald Ramon	2004-
.823	Don Hennon	1956-59
.808	Mike Paul	1969-72
.807	Donatas Zavackas	1999-03
.806	Bob Lovett	1963-66
.790	Demetreus Gore	1984-88
.783	Terry Knight	1974-79

BLOCKED SHOTS

346	Charles Smith	1984-88
184	Eric Mobley	1991-94
170	Sam Clancy	1977-81
143	Isaac Hawkins	1996-01
114	Aaron Gray	2003-
110	Chris Taft	2003-05
109	Bobby Martin	1987-91
108	Keith Armstrong	1982-87
105	Mark Blount	1995-97
96	Atilla Cosby	1997-99

ASSIST:TURNOVER RATIO

2.32	Sean Miller	1987-92
2.32	Levance Fields	2005-
1.95	Darelle Porter	1987-91
1.93	Brandin Knight	1999-03
1.88	Ronald Ramon	2004-
1.88	Billy Culbertson	1981-84
1.80	Jerry McCullough	1991-96

1.53	Curtis Aiken	1983-87
1.55	Antonio Graves	2003-

DOUBLE-DOUBLES

66	Sam Clancy	1977-81
50	Billy Knight	1971-72
46	Jerome Lane	1985-88
42	Charles Smith	1984-88
35	Ricardo Greer	1997-01
32	Brian Generalovich	1961-64
31	Aaron Gray	2003-
31	Brian Shorter	1988-91

DOUBLE FIGURE REBOUND GAMES

78	Sam Clancy	1977-81
53	Jerome Lane	1985-88
50	Billy Knight	1971-74
42	Charles Smith	1984-88
38	Ricardo Greer	1997-01
37	Aaron Gray	2003-

PITT'S LONGEST ROAD WIN STREAKS

Wins	Date
11	1927-28
6	1/4/07-2/24/07
6	12/4/73-2/16/74
6	1/12/86-2/7/87
6	1/11/57-2/15/58
6	12/1932-2/1933
6	3/2/28-1/1929
5	1929-30
5	2/6/34-3/1934

PITT'S LONGEST WIN STREAKS

Wins	Date
22	12/4/73-2/20/74
21	1927-28
19	2/9/29-2/1/30
18	11/14/03-1/17/04
15	11/19/05-1/21/06
15	2/5/15-1916
13	1933-34
11	2/18/03-3/23/03
10	11/12/06-12/16/06
9	11/23/02-12/28/02
9	11/28/87-1/2/88
9	1/25/78-2/17/79
9	1930-31
8	1/24/86-2/14/87
8	1957-58
8	1/2/64-2/1/64
8	1934-35
8	2/1/30-1930

ROAD SUCCESS

With its 6-1 Big East road record, Pitt has the opportunity to conclude its Big East regular season with its all-time best road winning

percentages. Pitt has completed four seasons with 6-2 away records (2001-02, 2003-04, 1986-87 and 1987-88). See chart on page 3.

Pitt recently completed a six-game Big East road win streak. That streak ranked as the longest road win streak in the school history. Pitt won five consecutive Big East games in 1987 (Jan. 14-Feb. 7).

Additionally, Pitt's six-game road win streak ranks second among the school's all-time longest road win streaks (see chart on page 6). The school record is 11 consecutive road wins in 1927-28.

SENIOR CLASS PLAYS FINAL HOME GAME AT PITT

Pitt's senior class consisting of Aaron Gray, Antonio Graves, Levon Kendall and Doyle Hudson competed in its final home game on Tuesday, Feb. 27 against West Virginia.

The foursome has compiled some impressive numbers over the last four seasons:

- Soon-to-be four consecutive NCAA Tournament appearances.
- 101-27 overall record and .789 winning percentage.
- 45-18 Big East regular season record and .714 winning percentage.
- One Big East regular season title (2003-04).
- Two Big East Championship Finals appearances (2004 and 2006).
- Four consecutive 20-win seasons.
- Four consecutive 10-plus win Big East regular seasons.
- The only current senior class in the Big East to win over 20

overall games and 10-plus Big East regular season games in four consecutive seasons.

- One of only four classes in school history to win over 100 career games.
- Gray, Kendall and Graves will become of three of only six student-athletes in school history to play in four consecutive NCAA Tournaments during their basketball career at Pitt.
- 64-8 four-year record and .889 winning percentage in games played at the Petersen Events Center.
- Pitt was ranked among the nation's top-25 in 67 of the 74 national polls conducted during the last four seasons.
- All four student-athletes are on pace to graduate with a degree from the University of Pittsburgh. The four players and their majors: Aaron Gray (Communication & Rhetoric),

Levon Kendall (Anthropology (already has graduated), Antonio Graves (Communication & Rhetoric) and Doyle Hudson (Economics).

GRAY SURPASSES 1,000 CAREER POINT MILESTONE

Pitt senior center Aaron Gray surpassed the 1,000-point milestone Saturday against Washington. He converted a layup with 2:45 left in the game to become the 34th player in school history to score over 1,000 career points. He currently has 1,023 career points.

PITT TURNS ON THE DEFENSE

Since Big East play began, the Panthers have turned on the defensive intensity. Pitt is allowing the league's second-best mark of 59.7 points per game. It has held 14 of its 15 league opponents to 70 points or less (Marquette scored 77 points vs. Pitt in handing the Panthers an overtime loss on Jan. 21).

WINNINGEST ACTIVE COACHES BY PCT.

(Records as of March 1, 2007)

Coach	2006-07 W-L	Previous W-L	Total W-L	Pct. Pct.
Mark Few, Gonzaga	21-10	186-40	208-49	.809
Roy Williams, North Carolina	24-5	492-127	516-132	.796
Jamie Dixon, Pitt	25-5	76-22	101-27	.789
Bo Ryan, Wisconsin	26-4	495-151	521-155	.771
Thad Matta, Ohio State	26-3	148-48	174-51	.773
Mike Krzyzewski, Duke	22-8	751-249	773-257	.750
Jim Boheim, Syracuse	21-8	726-253	747-261	.741
Lute Olsen, Arizona	18-9	759-268	777-277	.737
Rick Pitino, Louisville	21-8	470-182	491-180	.731
Tubby Smith, Kentucky	20-9	364-134	384-143	.729

PITT'S LONGEST HOME COURT WIN STREAKS

Pitt's 12-game home win streak in 2006-07 ranks among the school's all-time longest home win streaks. Streaks do not include contests played at Mellon Arena/Civic Arena.

*27-game win streak includes Civic Arena games.

No	Streak	Dates
40	1	1/22/01-2/15/04
*27	12	12/10/73-12/23/75
25	12	12/10/73-12/23/75
16	11	11/19/05-3/3/06
14	1	1/31/87-1/25/88
12	11/14/06-1/21/07	
12	2	2/9/84-1/22/86
11	1	1/2/64-12/4/65
10	12	12/2/92-2/6/93
9	3	3/6/04-1/2/05
8	11	11/17/00-1/3/01
7	2	2/6/62-12/7/63
7	11	11/23/90-1/12/91
7	11	11/20/91-2/10/92

2006-07 SENIOR CLASS: WINNERS

Pitt's 2006-07 senior class of Levon Kendall, Aaron Gray, Antonio Graves and Doyle Hudson ranks among the Pitt's all-time winningest classes. Here is where the duo ranks among Pitt's top four-year men's basketball periods:

Senior Class	W-L	Pct.
2004-05	108-25	.812
2005-06	104-27	.794
2006-07	101-27	.789
2003-04	107-30	.781
1930-31	80-27	.748
2002-03	89-40	.690
1987-88	81-41	.663
1988-89	81-42	.658
1989-90	78-45	.634
1981-82	74-45	.622
1986-87	75-47	.615

Through its first 15 league games, Pitt has also held four teams under 50 points (46-St. John's, 47-West Virginia, 48-USF, 49-DePaul). It is the second time in league history that Pitt has held four Big East regular

YEAR-BY-YEAR NON-CONFERENCE RECORDS

A look at Pittsburgh's non-conference records since joining the Big East Conference:

Year	W-L	Pct.
1982-83	7-4	.636
1983-84	12-2	.857
1984-85	9-3	.750
1985-86	9-3	.750
1986-87	12-3	.800
1987-88	11-2	.846
1988-89	7-5	.583
1989-90	6-5	.545
1991-92	9-6	.600
1992-93	8-1	.889
1993-94	6-2	.750
1994-95	4-4	.500
1995-96	5-3	.625
1996-97	7-6	.538
1997-98	5-3	.625
1998-99	9-2	.818
1999-00	8-3	.727
2000-01	9-4	.692
2001-02	11-1	.917
2002-03	10-1	.909
2003-04	14-0	1.000
2004-05	10-1	1.000
2005-06	11-0	1.000
2006-07	13-2	.867
Total	214-70	.754

season opponents to 50 points or less. The Panthers also achieved that feat in 2003-04. Additionally, Pitt held back-to-back Big East regular season opponents to fewer than 50 points for the first time in school history after yielding a season-low 48 points to USF and 49 points to DePaul. Opponents are shooting just 41.1 percent (322-783) vs. Pitt in its first 15 Big East games. From 3-point range, Big East opponents are converting just 28.2 percent of their attempts (80-284).

Additionally, Pitt has held 17 of its last 18 opponents to 70 points or less in winning 15 of its last 18 contests.

Prior to the Georgetown game, Pitt had held 68 consecutive opponents to sub-50 percent shooting from the floor dating back to a 51.1 percent performance by Bucknell on Jan. 2, 2005.

PITT'S BEST DEFENSIVE SEASONS

Pitt is yielding 61.5 points per game in 2006-07. Here is where that mark ranks among the school's best defensive points per game averages:

PPG	Year	W-L
56.4	2003-04	31-5
59.2	2002-03	28-5
59.3	1951-52	10-12
60.9	2001-02	29-6
61.5	2006-07	25-5
62.0	1950-51	9-17
63.1	2005-06	25-8
63.5	2004-05	20-8
64.7	1983-84	18-13
64.8	1979-80	17-12

TOP BIG EAST CONSECUTIVE WIN STREAKS

Here is a look at Pittsburgh's longest regular season conference win streaks:

Wins	Date
12	2/2/02-1/25/03
10	2/18/03-1/17/04
8	1/24/87-2/14/87
6	1/9/88-2/3/88
6	2/28/05-1/21/06
5	1/24/07-2/12/07
5	1/4/07-1/21/07
4	3/3/01-1/8/02
4	3/4/95-1/13/96
4	1/12/93-1/23/93
4	2/11/89-2/20/89
4	2/2/85-2/13/85
4	1/29/83-2/7/83

PITT RANKS AMONG NATIONAL LEADERS IN ASSIST:TURNOVER RATIO

Pitt ranks among the nation's top 3 teams and rates second in the Big East in assist:turnover ratio with an outstanding mark of 1.48. Should Pitt continue that assist:turnover rate, it would shatter its current school record of 1.26 set in 1988-89. On the year, Pitt has assisted on 540 of its 791 field goals (68.3 percent). It has committed 365 turnovers on the year (12.2 turnovers per game).

PITT'S WINNINGEST SEASONS

A look at Pitt's all-time 20-win seasons (by victories):

Year	W-L
2003-04	31-5
2001-02	29-6
2002-03	28-5
1973-74	25-4
2006-07	25-5
2005-06	25-8
1986-87	25-8
1987-88	24-7
1929-30	23-2
1927-28	21-0
1990-91	21-12
1930-31	20-4
2004-05	20-9
1981-82	20-10

PITT'S BEST BIG EAST RECORDS

A look at Pitt's best Big East regular season records (by victories):

W-L	Season
13-3	2003-04
13-3	2002-03
13-3	2001-02
12-3	2006-07
12-4	1987-88
12-4	1986-87
10-6	2005-06
10-6	2004-05
10-8	1996-97
9-7	1990-91
9-7	1988-89

Against Washington, Pitt committed a team season-low six turnovers.

Seven Pitt players are on the positive side of the assist:turnover ratio statistic led by Levance Fields (2.55), who ranks second in the Big East, Levon Kendall (1.44), Antonio Graves (1.83), Mike Cook (1.55), Tyrell Biggs (1.40), Aaron Gray (1.00) and Ronald Ramon (1.50).

According to NCAA statistics as of Feb. 25, 2007, Pitt ranks high nationally in both assists and turnovers. It is ranked No. 8 in assists per game (17.8 apg) and No. 24 in least turnovers per game (12.2). Because of the numbers, Pitt ranks

NCAA DIVISION I BEST COACHING STARTS AFTER FOUR SEASONS (by wins)

Source: 2007 NCAA Men's Basketball Recordbook, page 158.

Coach, Team	Seasons	W-L	Pct.
Everett Case, North Carolina State	1947-50	107-22	.829
Mark Few, Gonzaga	2000-03	105-29	.784
Bruce Stewart, WV Wesleyan & MidTenn.	1983-86	104-34	.754
Roy Williams, Kansas	1989-92	103-30	.774
Thad Matta, Butler & Xavier	2001-04	102-31	.767
JAMIE DIXON, PITT	2003-07	101-27	.789
Jim Boheim, Syracuse	1977-80	100-18	.847
Speedy Morris, LaSalle	1987-90	100-31	.763
Paul Westphal, Gr. Canyon & Pepp.	87-88, 02-03	100-40	.714
Denny Crum, Louisville	1972-75	98-22	.817
Dick Hunsaker, Ball State	1990-93	97-34	.740

among the nation's top-3 schools in assist: turnover ratio.

PITT IS IN ITS 25TH SEASON OF BIG EAST COMPETITION

Pitt opened its 25th season of Big East play at Syracuse on Thursday, Jan. 4. The Panthers joined the league in November, 1981. The 1982-83 season marked Pitt's first in the league. Ironically, Pitt's first Big East contest was against Syracuse.

Since joining the Big East Conference, Pitt has made 10 NCAA Tournament appearances, five NIT appearances, captured five league regular season titles and one Big East Tournament title. This year, Pitt will advance to Big East Tournament play in its 25th consecutive season.

POLE VAULTING

Pitt enters the game ranked No. 12 in the Associated Press poll and No. 12 in the ESPN/USA Today coaches' poll. It has spent 16 of 17 weeks during the season ranked among the nation's top-10 programs.

Earlier this year, Pitt was ranked

No. 2 for two straight weeks. The No. 2 ranking marked the first time Pitt has been ranked as high as No. 2 in both polls since January 28, 2003. The No. 2 rankings also tie for the highest ranking in school history.

Pitt remains ranked among the nation's top-25 teams in the Associated Press poll for the 27th consecutive poll. Since January 7, 2002, Pitt has been ranked among the nation's top-25 in 92 of the last 101 national polls.

HOME COURT SUCCESS

Pitt owns a 80-8 record and .909 winning percentage in the five-year old Petersen Events Center (16-0 in 2002-03, 19-1 in 2003-04, 13-4 in 2004-05, 16-1 in 2005-06 and 16-2 in 2006-07).

Pitt also owns a 33-7 regular season record vs. Big East East opponents in the Petersen Events Center. Its 12-game home win streak earlier in the season ranks tied for sixth among the school's all-time longest home win streaks. Pitt opened the Petersen Events Center with 34 straight home wins.

WHAT PITT RETURNED IN 2006-07

Category	Percent Returning
Last year's starters:	80.0% (4 of 5)
Last year's total starts:	63.6% (105 of 165)
Team's top-10 in minutes played:	80.0% (8 of 10)
Total minutes played:	79.1% (5263 of 6650)
Points scored:	75.7% (1811 of 2391)
Field goals made:	77.1% (648 of 840)
Field goal attempts:	73.6% (1356 of 1842)
3-point FG made:	61.2% (126 of 206)
3-point FG attempts:	61.0% (357 of 585)
Offensive rebounds:	90.3% (381 of 422)
Defensive rebounds:	83.1% (714 of 859)
Total rebounds:	85.2% (1091 of 1281)
Assists:	67.8% (367 of 541)
Blocked shots:	95.3% (122 of 128)
Steals:	67.9% (138 of 203)

NINE STARTER PHILOSOPHY

Even though Pitt has employed the same starting lineup in each of its 30 games, nine Pitt players average over 12 minutes played per game and over four points per game. Head coach Jamie Dixon has referred to his system as a "nine starter system."

NINE DIFFERENT PITT PLAYERS REACHED DOUBLE FIGURES AFTER PITT'S FIRST FOUR GAMES

Symbolic of its balanced offense, nine different Pitt players scored in double figures for the Panthers after only their first four games this season. Those nine players have all scored in double figures at least once in 2006-07. Seven different players have led Pitt in scoring this year.

BACK-TO-BACK LOSSES A RARITY FOR PITT, DIXON

With its losses at Wisconsin and Oklahoma State, Pitt dropped back-to-back games for only the fifth time in Head Coach Jamie Dixon's four seasons and 128-game tenure as head coach at Pitt. Dixon's teams have only lost three in a row on one occasion: Feb. 20-Feb. 26, 2005 (at Villanova, West Virginia and Connecticut).

PRODUCTIVE BENCH PLAY

For the second consecutive season, bench production has been a key component to Pitt's success. Over the last two seasons, Pitt's bench has outscored its opponents in 48 of its last 62 games.

Already this season, Pitt's bench has outscored its opponents in 22 of 30 games and outscored opponents by a 683-395 total. Additionally, Pitt bench players reached double figure scoring 29 times this season. Currently, Pitt's bench averages 22.0 points per game, 7.9 rebounds per game and a total of 63.2 minutes per game. Here are some other interesting facts and figures concerning Pitt's bench in 2006-07:

Statistic	Pct.	Bench/Total
Minutes Played	31%	1898/6075
Points	31%	660/2152
Rebounds	22%	236/1073
FG Made	32%	245/762
10+ Scorers	28%	29/102

GRAY RACKS UP DOUBLE-DOUBLES

Senior center Aaron Gray has notched double-doubles in 13 games this season. His 31 career double-doubles lead the Big East and his 12

PITT IN THE NATIONAL RANKINGS

A look at where Pitt ranked among the nation's top-25 this season:

Date	AP	ESPN
Preseason	4	5
November 13	4	5
November 20	3	4
November 27	2	3
December 4	2	2
December 11	2	2
December 18	7	7
December 25	10	11
January 1	10	10
January 8	7	7
January 15	6	6
January 22	9	9
January 29	7	7
February 5	7	6
February 12	7	5
February 19	10	8
February 26	12	12

ARV-also receiving votes

PITT'S HIGHEST NATIONAL RANKINGS

No.	Poll, Date
2	AP, Dec. 11, 2006
2	ESPN/USA Today, Dec. 11, 2005
2	AP, Nov. 27, 2006
2	AP, Dec. 4, 2006
2	ESPN/USA Today, Dec. 4, 2006
2	AP, Dec. 7, 1987
2	AP, Jan. 4, 1988
2	AP, Jan. 28, 2003
2	ESPN/USA Today, Jan. 28, 2003
2	AP, Jan. 19, 2003
2	ESPN/USA Today, Jan. 19, 2003
2	AP, Dec. 29, 2002
2	ESPN/USA Today, Dec. 29, 2002
2	AP, Dec. 29, 2002

double-doubles on the year currently rank among the top two individuals in the Big East.

Against Connecticut on Jan. 16, Gray was one rebound shy of a 20-20 performance. He finished with 22 points and 19 rebounds in the contest.

Averaging 14.2 points and 10.0

2006-07 PITT PRESEASON RANKINGS/HONORS/AWARDS

PRESEASON NATIONAL RANKINGS

(according to national publications)
 Fox Sports.net-3
 ESPN.com-4 (Andy Katz)
 Street & Smith's-4
 The Sporting News-5
 Lindy's-5
 Blue Ribbon-6
 Dick Vitale, ESPN-6
 ACC Basketball Preview-6
 Basketball Times-6
 Playboy-8
 Sports Illustrated Power Rankings-8
 Rivals.com-8
 Athlon-Elite Eight
 CBSSportsline-Elite Eight
 CBSSportsline-9
 USBWA-9
 MSNBC-10
 Sports Illustrated-10

PRESEASON TEAM HONORS

Big East Champion, Big East Coaches
 Big East Champion, Athlon
 Big East Champion, Street & Smith's
 Big East Champion, Lindy's
 Big East Champion, The Sporting News
 Big East Champion, CBSSportsline

Big East, Second Place, Basketball Times
 Big East Best Homecourt Advantage, Street & Smith's
 No. 4 ranked Frontcourt (Sam Young, Aaron Gray, Levon Kendall), Lindy's
 No. 7 ranked Frontcourt (Sam Young, Aaron Gray, Levon Kendall), The Sporting News

PRESEASON INDIVIDUAL HONORS

Aaron Gray
 Second Team All-America, Athlon
 Second Team All-America, Street & Smith's
 Second Team All-America, Collegehoops.net
 Third Team All-America, The Sporting News
 Third Team All-America, Blue Ribbon
 Third Team All-America, Dick Vitale (ESPN.com)
 Third Team All-America, CBSSportsline
 No. 4 ranked Post Man, Athlon
 No. 4 ranked Center, Lindy's
 No. 6 ranked Center, The Sporting News

Big East Player of the Year, Big East Coaches
 Big East Player of the Year, Athlon
 Big East Player of the Year, Lindy's
 Big East Top NBA Prospect, Lindy's
 Big East Top Rebounder, Lindy's
 Big East Best Rebounder, Street & Smith's
 All-Big East, Street & Smith's
 All-Big East First Team, Athlon
 All-Big East First Team, Lindy's
 All-Big East First Team, The Sporting News
 All-Big East First Team, CBSSportsline
 No. 7 ranked senior by CBSSportsline
 CNIISI All-Attribute Team/Top Glassmaster (Luke Winn)
 ESPN.com Impact Top-25 (Andy Katz)

Sam Young

Nation's No. 1 Sixth Man, Rivals.com
 Emerging Stars, Athlon
 Big East "Best Athlete," Street & Smith's
 All-Big East Second Team, The Sporting News

All-Big East Second Team, Athlon
 No. 16 ranked Power Forward, The Sporting News
 No. 21 ranked Small Forward, Lindy's

Ronald Ramon

Sports Illustrated/Luke Winn's All-Breakout Team (one of five players selected)
 "2007 Cousy Award Candidate," Athlon

Mike Cook

Top Transfers, Athlon

Levance Fields

No. 20 Point Guard, Rivals.com

PITT'S SCHEDULE

Ranked one of the nation's top-10 toughest schedules by ESPN's Andy Katz

MAGAZINE COVERS

Aaron Gray, Street & Smith's regional magazine
 Aaron Gray, Athlon regional magazine

rebounds on the year, Gray notched double-doubles in four straight games earlier in the year. That four-game stretch marked the longest stretch of double-doubles for Gray in his Pitt career. In addition, Gray has reached double figure scoring in 21 games this year.

Last year, Gray averaged 13.9 points and 10.5 rebounds per game. He finished with 18 double-doubles to rank tied for fourth on Pitt's all-time season double-doubles.

Only the second seven-footer to play at Pitt (Mark Blount was the

first), Gray became the first player to complete a season averaging double figures in both points and rebounds at Pitt since Jerome Lane accomplished the feat in 1987-88 (13.8 ppg./10.8 rpg).

As a historical note, only six individuals in school history have completed two consecutive seasons averaging double figures in both points and rebounds. Those players include: John Riser (2 times), Bob Lazor (2 times), John Fridley (3 times), Billy Knight (3 times), Sam Clancy (3 times), Jerome Lane (2

times).

NON-CONFERENCE SUCCESS

Pitt has won 24 of its last 26 games against non-conference opponents and began its 2006-07 season with an 13-2 non-conference record. In 2005-06, Pitt completed its non-conference schedule undefeated (11-0) for just the second time in school history. Pitt went 14-0 in 2003-04. Pitt has now won 10-plus non-conference games in each of the last five seasons (13-2 in 2006-07, 11-0 in 2005-06, 10-1 in 2004-05, 14-0

in 2003-04, 10-1 in 2002-03 and 11-1 in 2001-02). It has compiled a 69-5 non-conference record over the last six years. Additionally, the Panthers are 47-1 overall (.979) against non-conference foes in the Petersen Events Center and have won 68 of their last 69 home games against non-conference opponents.

NOTES VS. WEST VIRGINIA

- With this evening's win and 12-3 league record, Pitt is back into a first-place tie atop the Big East standings with Georgetown (12-

PITT PLAYERS IN THE SEASON RECORDBOOKS

FIELD GOAL PERCENTAGE

.600	Brian Shorter	1988-89
.583	Aaron Gray	2006-07
.580	Chris Taft	2004-05
.569	Curtis Aiken	1985-86
.568	Jerome Lane	1986-87
.568	Eric Mobley	1993-94
.566	Chevon Troutman	2004-05
.564	Rod Brookin	1986-87

3-POINT FIELD GOALS MADE

93	Brandin Knight	2001-02
87	Jason Matthews	1990-91
85	Jason Maile	1996-97
80	Jason Matthews	1989-90
68	Sean Miller	1990-91
67	Carl Krauser	2005-06
66	Jason Matthews	1988-89
64	Andre Alridge	1994-95
61	Jarrett Lockhart	1999-00
61	Jarrett Lockhart	1997-98
60	Ronald Ramon	2006-07

3-POINT FIELD GOAL PERCENTAGE

.494	Donatas Zavackas	2000-01
.482	Jason Matthews	1988-89
.462	Antonio Graves	2004-05
.457	Jason Matthews	1989-90
.455	Ronald Ramon	2006-07
.448	Jason Matthews	1987-88
.447	Garrick Thomas	1995-96
.443	Donatas Zavackas	2002-03
.442	Jason Matthews	1990-91

FREE THROW PERCENTAGE

.855	Sean Miller	1987-92
.878	Jason Matthews	1987-91
.867	Ronald Ramon	2006-07
.823	Don Hennon	1956-59
.808	Mike Paul	1969-72
.807	Donatas Zavackas	1999-03
.806	Don Lovett	1963-66
.803	Levance Fields	2006-07

REBOUNDS

444	Jerome Lane	1986-87
424	Don Virostek	1952-53
378	Jerome Lane	1987-88
375	Billy Knight	1973-74
362	Sam Clancy	1978-79
345	Aaron Gray	2005-06
332	Sam Clancy	1980-81
327	Sam Clancy	1977-78
321	Sam Clancy	1979-80
316	Ed Pavlick	1953-54
316	Bob Lazor	1954-55
290	Aaron Gray	2006-07

DEFENSIVE REBOUNDS

246	Jerome Lane	1986-87
237	Jerome Lane	1987-88
224	Aaron Gray	2005-06
202	Chris McNeal	1991-92
195	Aaron Gray	2006-07
186	Charles Smith	1986-87
178	Brian Shorter	1988-89

ASSIST:TURNOVER RATIO

2.55	Levance Fields	2006-07
2.41	Sean Miller	1990-91
2.38	Sean Miller	1991-92
2.37	Darelle Porter	1990-91
2.29	Darelle Porter	1989-90
2.27	Sean Miller	1987-88
2.26	Ronald Ramon	2004-05
2.24	Brandin Knight	2001-02
2.21	Sean Miller	1987-88

DOUBLE FIGURE REBOUND GAMES

28	Jerome Lane	1986-87
22	Sam Clancy	1978-79
21	Sam Clancy	1980-81
21	Billy Knight	1973-74
21	Jerome Lane	1987-88
20	Aaron Gray	2005-06
18	Aaron Gray	2006-07
18	Sam Clancy	1979-80
17	Sam Clancy	1979-80

3). A win at Marquette on Saturday will give Pitt a share of the Big East regular season title. Pitt can win the title outright with a win at Marquette and a Georgetown loss to Connecticut at home. Pitt can finish no lower than the No. 3 seed for the Big East Tournament.

- Pitt has one more regular season game remaining: at Marquette on Saturday, March 3 at 9 p.m. ET/ 8 p.m. CT ESPN's College GameDay is scheduled to be broadcast live from the Bradley Center.
- With the win, Jamie Dixon won his 101st career game and moved into sixth place among all-time among best NCAA Division I coaching starts by wins. The record for most wins after the first four seasons of a coaching career is held by North Carolina State's Everett Case, who won 107 wins from 1947-50. Dixon also trails Gonzaga's Mark Few (105 wins from 2000-03), WV Wesleyan & Middle Tennessee's Bruce Stewart (104 wins from 1983-86), Kansas' Roy Williams (103 wins from 1989-92) and Butler & Xavier's Thad Matta (102 wins from 2001-04).
- With his 12 points and 13 rebounds, Aaron Gray registered his 31st career double-double and 13th double-double on the year. He also tied for seventh place all-time at Pitt for career double-doubles. Brian Shorter also registered 31 from 1988-91.
- Levon Kendall reached double figure scoring for the 14th time in his career and sixth time this year. Kendall finished with 12 points and nine rebounds, just one rebound shy of his second career double-double.
- With the win, Pitt improved to 25-5 overall on the season. The 25 wins rank tied for fourth among all-time season records at Pitt. The school record is 31 wins set from 2003-04. Pitt also won 29 games in 2001-02 and 28 games in 2002-03.
- Pitt concludes its season at 16-2 in home games. Pitt improves to 80-8 all-time in the Petersen Events Center. Pitt has also now won 38 of its last 44 Big East home games and is 33-7 vs. Big East opponents in the Petersen Events Center. Head Coach Jamie Dixon now owns a 64-8 home record in his first four seasons.
- With its 12,508 attendance on the evening, Pitt registered its

NATION'S TOP HOMECOURT WINNING PERCENTAGES (LAST FIVE SEASONS)

(Research is as of the opening of Pitt's Petersen Events Center, as of March 1, 2007)

School	W-L	Pct.	06-07	05-06	04-05	03-04	02-03
Southern Illinois	65-3	.956	12-0	11-2	15-0	13-1	14-0
Wisconsin	78-4	.951	18-0	14-2	15-1	15-0	16-1
Gonzaga	62-4	.939	13-2	15-0	13-0	11-0	10-2
Illinois	70-5	.933	14-3	15-1	15-0	12-1	14-0
Duke	72-7	.911	15-4	14-1	14-1	14-1	15-0
Kansas	72-7	.911	15-2	14-2	15-1	15-1	13-1
PITT	80-8	.909	16-2	16-1	13-4	19-1	16-0
Memphis	79-9	.898	16-0	19-1	15-6	15-0	14-2
Florida	72-10	.878	17-0	16-2	13-3	11-4	15-1
Connecticut	76-11	.873	15-5	16-0	14-3	17-1	14-2
Oklahoma State	65-10	.867	14-2	11-5	12-1	15-0	13-2
North Carolina	66-11	.857	15-1	13-4	15-0	12-2	11-4
Kentucky	61-11	.847	14-2	10-5	14-1	11-2	12-1
Syracuse	77-14	.846	16-4	14-5	16-2	14-3	17-0
Arizona	65-12	.844	11-5	12-3	15-1	13-2	14-1

ninth capacity crowd of the year.

- Pitt set season records for home total attendance (208,997) and attendance average (11,611). Previously, the record for single season attendance was 202,117 in 2003-04 and the average attendance record was 10,932 in 2002-03. It had 18 home games.
- Pitt has limited 14 of 15 Big East opponents, 17 of its last 19 opponents and 27 of its 30 total opponents under 70 points. Under Jamie Dixon, Pitt has held opponents to 70 points or less in 108 of his 128 games.
- Pitt shot over 60.0 percent for the third game this year. Pitt also shot over 60 percent vs. Florida State on Nov. 24, 2006 (62.5) and Cincinnati on Jan. 24, 2007 (60.5).
- In the second half, Pitt shot 69.6 percent (16-23) from the floor, 71.4 percent from 3-point range (5-7) and 70.0 percent from the free throw line (14-20).
- In first half, West Virginia scored 14 points off turnovers. In the second half, WVU registered no points off turnovers.
- Pitt concluded its one-game losing streak. Since Dixon became head coach in 2003-04, Pitt has lost back-to-back games only five times in his 128 contests.
- Pitt improved to 81-92 in its 173-game series against West Virginia. Pitt is also 3-1 vs. the Mountaineers in the Petersen

Events Center and 58-35 overall vs. WVU in games played in Pittsburgh.

NOTES AT GEORGETOWN

- With the loss, Pitt dropped its first Big East road game of the year and fell to 6-1 in league road games this season. Pitt is now 8-2 on the road this season. With one Big East road game remaining (at Marquette on March 3), Pitt still has the opportunity set a school record for most Big East road wins. The record is six league road wins set four times in 2001-02, 2003-04, 1986-87 and 1987-88.
- The loss also ended Pitt's school record six-game Big East road winning streak at six games. Previously, Pitt won five straight Big East road contests between Jan. 14-Feb. 17, 1987.
- The six-game overall road win streak ranks tied for second all-time in school history. Pitt won six consecutive road games on five other occasions. The record for most road wins in a row is 11.
- Aaron Gray played in the game despite not practicing all week. Due to a left ankle sprain, Gray did not start for the second consecutive game but played 21 minutes. He finished with 10 points and six rebounds.
- With his 11 points, Ronald Ramon reached double digit scoring for the 32nd time in his career and 13th time on the year. He finished with three 3-point

PITT IN THE TEAM SEASON RECORDS

SCORING MARGIN

+15.7	2002-03
+15.3	1973-74
+11.5	2003-04
+11.4	2001-02
+10.8	1986-87
+10.3	1962-63
+10.2	2006-07

FIELD GOAL PCT.

.509	1986-87
.506	2002-03
.499	1985-86
.497	1987-88
.491	1978-79
.484	2006-07
.482	1989-90
.482	1973-74

3FG MADE PER GAME

8.0	1994-95
7.5	1995-96
6.7	2004-05
6.4	1990-91
6.3	2002-03
6.3	2001-02
6.2	2005-06
6.2	1999-00
6.2	2006-07

3FG PERCENTAGE

.417	1990-91
.412	1989-90
.402	1988-89
.401	1987-88
.383	2006-07
.379	2004-05
.373	1986-87

OPP. 3FG PCT.

.288	2001-02
.304	1998-99
.306	2006-07
.307	2002-03
.308	2003-04
.322	1996-97

OPP. REBOUND AVG.

29.5	2004-05
29.5	2002-03
30.4	2006-07
30.7	1982-83
31.2	2005-06
31.3	2003-04
31.8	1986-87
31.8	1987-88
32.0	2001-02

ASSISTS AVERAGE

19.4	1973-74
19.2	1971-72
18.3	1987-88
18.0	2006-07
17.8	2002-03
17.8	1986-87
17.4	1974-75
17.2	1976-77

ASST:TO RATIO

1.48	2006-07
1.26	1988-89
1.22	2002-03
1.21	1986-87
1.20	2005-06
1.20	1990-91
1.18	2001-02
1.15	2003-04

FEWEST TURNOVERS COMMITTED PG

12.2	2006-07
12.6	2003-04
13.2	1988-89
13.7	2005-06
14.2	1990-91
14.2	2001-02
14.4	2004-05
14.7	2002-03



PITT'S BEST HOME COURT WINNING PERCENTAGES

Pitt's 16-2 home record ranks among the school's top home record percentages (modern era):

Year	W-L	Pct.
2002-03	16-0	1.000
1973-74	13-0	1.000
1974-75	10-0	1.000
2003-04	19-1	.950
2005-06	16-1	.941
2001-02	16-1	.941
1963-64	10-1	.909
1987-88	10-1	.909
1990-91	9-1	.900
2006-07	16-2	.889

field goals made.

- Sam Young finished the game with a season-high eight rebounds (five offensive). He finished with 11 points, his 11th double figure scoring game of the season and 23rd of his career.
- Pitt dropped to 24-5 overall. The 24 overall wins ranks tied for second among all-time Pitt sea-

son win totals. The school record for wins is 31 set in 2003-04. Pitt has two more regular season games (Feb. 27 vs. West Virginia and March 3 at Marquette) before postseason play begins.

- Pitt finished the game with a season-high 22 offensive rebounds. It finished with 17 offensive rebounds vs. Dayton on December 23, 2006. It last registered over 20-plus rebounds when it finished with 24 against Penn State on December 10, 2005.
- Pitt outrebounded Georgetown 37-31.
- Pitt finished the game with a season-low 32.8 percent shooting (19-58) from the floor. Previously, Pitt's low was a 35.4 percent performance vs. Louisville on Feb. 12, 2003.
- Pitt tied a season-low for scoring with 53 points. It also scored 53 points vs. Louisville on Feb. 12, 2003.
- Pitt has now limited 13 of 14 Big East opponents, 16 of its last 17 opponents and 26 of its 29 total opponents under 70 points. Under Jamie Dixon, Pitt has held opponents to 70 points or less in 107 of his 127 games.

- The loss was Pitt's second consecutive at Georgetown. Pitt has now won four of the last six games played in the series in Washington, D.C. Pitt also fell to 30-38 all-time against Georgetown including a 10-21 record in games played in Washington, D.C.

PITT RANKED HIGH IN THE PRESEASON POLLS

Pitt entered the 2006-07 season ranked No. 4 in the Associated Press and No. 5 in the ESPN/USA Today coaches' preseason polls.

The No. 4 ranking in the AP poll matches Pitt's highest ranking to begin a season in the media poll since 1987-88.

Pitt's No. 5 ranking in the ESPN/USA Today poll rates as its third highest ranking to begin a season in the coaches' poll. Pitt began the 1987-88 season ranked No. 3 and was No. 4 to begin the 2002-03 season.

In 2005-06, Pitt was ranked as high as No. 8 in the Associated Press poll on Feb. 27. It entered the 2005-06 season unranked with zero votes in either poll.

PITT IS FACING ONE OF NATION'S TOUGHEST SCHEDULES

Of the Associated Press preseason poll's top-10 teams, Pitt will face the most top-20 teams this season. According to records, Pitt will play a total of eight games this season against opponents ranked among the preseason top-20 including games against Georgetown (2), Marquette (2), Connecticut, Syracuse, Wisconsin and Washington.

Here is the breakdown of games against top-20 opponents among the nation's preseason top-10 ranked teams: Pitt-8 games vs. top-20 opponents, LSU-6, Georgetown-6, Arizona-6, North Carolina-5, UCLA-5, Florida-4, Kansas-4, Ohio State-4, Wisconsin-4.

Pitt's 31 regular season games include 12 against 2005-06 NCAA Tournament teams, 18 versus teams advancing to postseason play in 2005-06, 14 games against teams that won 20-plus contests in 2005-06 and 17 against opponents that won at least 18 games last year. Opponents highlighting Pitt's non-conference schedule include No. 17 Washington, No. 9 Wisconsin, Oklahoma State, Florida State and Auburn. Pitt will also face several other formidable opponents including Western Michigan, UMass, Dayton.

NCAA DIVISION I FASTEST TO 100 WINS

Source: 2007 NCAA Men's Basketball Recordbook, page 152.

Coach, School(s)	Games	Won	Lost	Pct.	Season	Year
Doc Meanwell, Wisconsin & Missouri	109	100	9	.917	7th	1918
Buck Freeman, St. John's (NY)	110	110	10	.909	5th	1932
Adolph Rupp, Kentucky	116	100	16	.862	6th	1936
Jim Boeheim, Syracuse	117	100	17	.855	4th	1980
Jerry Tarkanian, Long Beach State	117	100	17	.855	5th	1973
Everett Case, North Carolina State	120	100	20	.833	4th	1950
Fred Taylor, Ohio State	120	100	20	.833	5th	1963
Lew Andreas, Syracuse	122	100	22	.820	7th	1931
Denny Crum, Louisville	122	100	22	.820	5th	1976
Everett Dean, Carleton & Indiana	122	100	22	.820	7th	1929
Clair Bee, Rider & Long Island	123	100	23	.813	5th	1934
Don Haskins, UTEP	125	100	25	.800	5th	1966
Nat Holman, CCNY	125	100	25	.800	10th	1929
Buster Sheary, Holy Cross	125	100	25	.800	5th	1953
JAMIE DIXON, PITT	126	100	26	.794	4th	2007
Mark Few, Gonzaga	126	100	26	.794	4th	2003
Tony Hinkle, Butler	126	100	26	.794	7th	1933
Ray Meyer, DePaul	126	100	26	.794	6th	1948
Harry Combes, Illinois	127	100	27	.787	6th	1953
Peck Hickman, Louisville	127	100	27	.787	6th	1949
Vic Bubas, Duke	128	100	28	.781	5th	1964
Hugh Greer, Connecticut	129	100	29	.775	6th	1952
Roy Williams, Kansas	129	100	29	.775	4th	1992
Speedy Morris, LaSalle	130	100	30	.769	4th	1990
Fred Schaus, West Virginia	130	100	30	.769	5th	1959
Clifford Wells, Tulane	130	100	30	.769	6th	1951
Thad Matta, Butler & Xavier	130	100	30	.769	4th	2004
Harry Fisher, Columbia	131	100	31	.763	10th	1916
Joseph Lapchick, St. John's (NY)	131	100	31	.763	7th	1943
Nolan Richardson, Tulsa	131	100	31	.763	5th	1985
Gale Catlette, Cincinnati	132	100	32	.758	5th	1977
Jack Ramsey, Saint Joseph's	132	100	32	.758	5th	1960
Bruce Stewart, WV Wesleyan & Midd. Tenn.	132	100	32	.758	4th	1986

DIXON AND WINNING

In 2005-06, Jamie Dixon (101 currently overall) became the first coach in school history to win both 20-plus overall games and 10-plus league games in four consecutive seasons. He became the fastest coach to reach 100 wins at Pitt. Earlier this year, Dixon reached 90 victories faster than any other Pitt coach with a 69-48 win over USF. His 76 career wins over his first three seasons as Pitt's head coach ranked sixth among the top-10 NCAA Division I coaches for a best three-year start (see chart on page 4).

Dixon, who also has reached both 70, 80 and 90 wins faster than any other coach in school history, has guided Pitt to a 31-5 record in the 2003-04 season, 20-9 slate in 2004-05, 25-8 record in 2005-06 and now 25-5 slate in 2006-07. He coached in his 100th career game vs. Delaware State on Nov. 14, 2006.

Dixon also ranks first among all-time Big East coaches in conference winning percentage (Big East games only) with a current .704 mark (50-21). See chart on page 4.

Dixon currently sports a .789

winning percentage.

CLOSE QUALITY LOSSES

Pitt's five losses this season have come by an average of 8.8 points per game. Two of the five losses were either in overtime over double overtime. Pitt's 14-point loss at Wisconsin (89-75) on Dec. 16 and its 13-point loss to Louisville (66-53) were uncharacteristic of the Pitt program.

Pitt's eight losses in 2005-06 came by a combined 33 points and an average of 4.1 points per loss.

Over the last three years, Pitt's 27 losses have been by a combined 151 points for a 5.6 average points per loss.

In 2004-05, Pitt's nine losses came by a combined 52 points (5.8 average margin of loss). In 2003-04, Pitt's five losses came by a combined 22 points for a 4.4 average.

Since Jamie Dixon became head coach, only three losses in his four seasons—Pitt's 13-point loss to Louisville (66-53 on Feb. 12), its 14-point loss at Wisconsin (89-75 on Dec. 16, 2006) and a 12-point loss to Oklahoma State (63-51) in the 2004 NCAA Regional—came by more than 10 points. Amazingly, Dixon has dropped 14 of his 27 losses by four points or less.

PITT BASKETBALL ACHIEVES SEVERAL PROGRAM MILESTONES IN 2006-07

Pitt has already achieved several school milestones in 2006-07. Pitt reached 20 victories for a school record sixth consecutive season and for the 13th time in school history. Pitt also won 10-plus Big East regular season games for a school record

sixth straight season. Pitt will also earn a school record sixth consecutive NCAA Tournament berth in March.

PITT PROGRAM BASES SUCCESS ON IMPROVEMENT AND PLAYER DEVELOPMENT

In 2005-06, Aaron Gray became Pitt's fourth player in the last seven years to earn the Big East's Most Improved Player Award. The four other winners for Pitt over the last seven years are Ricardo Greer (2000-01), Brandin Knight (2001-02) and Carl Krauser (2003-04).

NOVEMBER SUCCESS

Pitt Head Coach Jamie Dixon is an undefeated 18-0 in November contests. Combining his November and December games, Dixon is 46-2 in early season games.

DECEMBER SUCCESS

Pitt Head Coach Jamie Dixon owns a 28-2 record in December contests. Against non-conference competition, Dixon sports a .940 winning percentage and a record of 47-3.

GRAY EARNS PRESEASON BIG EAST PLAYER OF THE YEAR HONORS

Senior center Aaron Gray became Pitt's fourth preseason Big East Player of the Year recipient at the league's media day on Oct. 25.

Pitt's other preseason Player of the Year honorees include Charles Smith (1986-87), Jerome Lane (1987-88) and Brandin Knight (2002-03).

As a unanimous selection, Gray became the fifth Pitt player in the last six seasons to earn preseason All-

Big East Team honors.

LEVANCE FIELDS IS A FINALIST FOR THE BOB COUSY AWARD

Sophomore LeVance Fields is one of 17 finalists for the Bob Cousy Award, which honors the nation's top point guard. Following in the footsteps of Pitt point guards, Fields is one of the 17 finalist in only his sophomore season.

Pitt's Carl Krauser was a back-to-back finalist in the 2004-05 and 2005-06 seasons.

GRAY EARNS WOODEN AND NAISMITH AWARD CONSIDERATION

Senior center Aaron Gray was named one of 50 preseason Wooden Award All-America candidates. The top-50 candidates for the Wooden Award are selected based on last year's individual performances and team records.

Pitt's Carl Krauser earned Wooden All-America status in each of the last two seasons and Brandin Knight earned Wooden All-America consideration in 2002-03.

UNDER 70 DEFENSIVE MENTALITY

Defense has been a key ingredient to Pitt's success over the last five seasons. Following are some defensive notes:

- Pitt has limited 27 of its 30 opponents to 70 points or less. Opponents are averaging 61.5 points per game against Pitt this year. Only one of 15 Big East opponents has scored over 70 against Pitt this season (77, Marquette in overtime on Jan. 21, 2007).
- In 2005-06, Pitt limited 26 of its 33 opponents to 70 points or less. Only five of 16 Big East regular season opponents in 2005-06 scored more than 70 points against Pitt.
- Over the last three seasons (2004-07), Pitt has limited 36 of its 47 Big East regular season opponents to 70 points or less.
- In 2004-05, Pitt limited 11 of the 16 Big East regular season opponents under 70 points. Only six of its 29 opponents in 2004-05 (at West Virginia-70, at Villanova-80, at West Virginia-83, Penn State-71, Connecticut, 73, at Notre Dame, 77) managed to score 70-plus points against Pitt.
- Pitt has held 49 of its last 60 Big East regular season opponents to 70 points or less dating back to

Jan. 12, 2004.

- Additionally, since Jamie Dixon became head coach, Pitt has held 108 of its 128 opponents under 70 points.

HOME SWEET HOME

In a *Sports Illustrated* poll, Big East Conference players voted Pitt's Petersen Events Center as the most difficult place to play in the league. Here are some facts to support that statement:

- Pitt has won 86 of its last 95 home games which includes a 40-game home win streak in 2004.
- Over the last six seasons, Pitt is a combined 96-9 in home games (16-1 in 2001-02, 16-0 in 2002-03, 19-1 in 2003-04, 13-4 in 2004-05, 16-1 in 2005-06 and 16-2 in 2006-07). Its 19 home wins in 2003-04 set school record for most home victories in a season.
- Pitt has lost just eight times in the Petersen Events Center and sports a 80-8 record (.909) in the five-year old arena. The eight losses are to Louisville, Connecticut, West Virginia, Syracuse, Bucknell, Georgetown, Seton Hall and Marquette. No opponent has defeated Pitt more than one time in the Petersen Events Center.
- The Panthers won their first 34 consecutive games in the Petersen Events Center. The 34-game win streak to open the new arena ranks third all-time among winning streaks to open new arenas (51-UCLA in 1964, 41-Providence in 1971-72 and 34-Pitt, 2002-04).
- Pitt has won 38 of its last 44 Big East league home games and is 33-7 against Big East opponents in the Petersen Events Center.
- Pitt has won 19 consecutive home games against non-conference opponents at the Petersen Events Center.
- Pitt owns a 47-1 record vs. non-conference opponents in the Petersen Events Center. Bucknell was the only non-conference team to defeat the Panthers.
- Pitt has won 68 of its last 69 home games against regular season non-conference home opponents. In addition, the Panthers are 72-2 in their last 74 regular season non-conference home games.

NCAA'S REBOUNTING LEADERS

NCAA Division I rebounding leaders (as of February 25, 2007, updated on Tuesday)

Name, School	GP	Reb.	RPG
Rashad Jones-Jennings, Ark.-Little Rock	29	380	13.1
Chris Holm, Vermont	29	353	12.2
Nick Fazekas, Nevada	26	297	11.4
Kevin Durant, Texas	28	317	11.3
Ryvon Covile, Detroit	29	314	10.8
Kentrell Gransberry, South Florida	21	226	10.8
Obie Nwadike, Central Connecticut State	26	279	10.7
Glen Davis, LSU	26	274	10.5
Jason Thompson, Rider	29	287	9.9
AARON GRAY, PITT	28	277	9.9
Jon Brockman, Washington	27	265	9.8
Jason Smith, Colorado State	27	265	9.8
Joey Dorsey, Memphis	28	273	9.8
Jeff Adrien, Connecticut	28	272	9.7
Chaz Crawford, Drexel	28	271	9.7

PANTHERS BASKETBALL PERSONALITY PROFILES

KEITH BENJAMIN

- Roommate of teammate Ronald Ramon.
- Nickname is “K-Rucker” because he first started playing basketball at New York City’s Rucker Park at the young age of 14.
- 2004 graduate of Mount Vernon High School where he helped lead his team to the 2004 state title. Sports a red #1 championship ring on his finger.
- Mount Vernon has produced several college/NBA standouts including Scooter McCray, Rodney McCray, Gus Williams, Ray Williams and former Connecticut guard Ben Gordon.
- Finished his four-year varsity career at Mount Vernon with a 98-13 overall record.

TYRELL BIGGS

- Lost close to 20 pounds over the summer dropping to 240 from 260 pounds. Prior to the start of practice, Dixon rated him as the team’s Most Improved Player.
- Has drawn comparisons to Boston College power forward Craig Smith because of his size and playing style.
- Became the third consecutive Pitt player to earn Windy City Classic All-Star MVP honors last summer in the Chicago All-Star Game. Chris Taft and Ronald Ramon were the previous MVP winners.
- Nickname is T.J. or TBiggs.
- Stood 6-5 inches tall and weighed 230 pounds as an eighth grader.
- Played with Pitt guard Keith Benjamin on the MetroHawks/Riverside Church AAU team.
- Has taken up golf, played the piano and bowls.
- Named a McDonalds Top-100 All-America Team finalist.

GILBERT BROWN

- Owns a 38-inch vertical leap.
- Relative Troy Drayton played at Penn State.
- Played on the same South Kent Academy team as NBA Draft picks Andray Blatche and Dorell Wright.

MIKE COOK

- Junior transfer from East Carolina University who is for competition in 2006-07. Cook sat out the 2005-06 season and participated in practice.
- Mother Dawn Hoover played basketball at Temple from 1979-83. She is still ranked among all-time school leaders in rebounding with a 6.0 average. She is now a coach at Philadelphia’s University City High School.
- A former team manager had a t-shirt made up with the words “Who is Mike Cook?” The t-shirt makes reference to Cook’s outstanding summer league performances and asks the question that fans will be asking this year since they didn’t see him play last year.
- Led ECU in scoring (15.0 ppg in 2004-05) and averaged 12.8 points per game and registered 41 double-figure scoring games in two years with the Pirates.
- A Philadelphia native who played high school basketball with current Memphis Grizzlies player Hakim Warrick and Mustafa Shakur (Arizona).
- Chose Pitt for its style of basketball, location and league.

LEVANCE FIELDS

- Played at the same high school (Xaverian) attended by former Pitt player and NBA player Chris Taft. Several other Big East players attended Xaverian including Chris Mullin.
- Nickname is the “General” and/or “Lele.”
- Played in the Jordan Classic All-Star game at Madison Square Garden on April 16, 2005 and finished with 18 points, all in the second half.
- Committed to Pitt on Dec. 6, 2004, a day prior to Pitt’s appearance in the Jimmy V. Classic at Madison Square Garden.
- As a high school senior, led Xaverian to eight consecutive wins en route to a state title game appearance.
- Named New York’s Player of the Year by the *New York Daily News* and *Newsday*.
- Named a McDonalds Top-100 All-America Team finalist.

ANTONIO GRAVES

- Attended a basketball camp this summer in Las Vegas where he played against such NBA players Chauncey Billups, Antoine Walker and Tyrone Lue.
- Signed scholarship papers to attend Pittsburgh in late August of his senior year in high school. Was already set to attend a prep school but decided to attend Pitt after a scholarship opened.
- Has an intriguing basketball family background as his uncle Ahmed Kent ranks second on his alma mater Mansfield Senior’s career scoring list, while several cousins played NCAA Division I basketball including Dapreis Davis (Nebraska, 1989-92) and Marquis Sykes (Morehead State, 1999-2003).
- Happiest and most gratifying moment in sports was signing scholarship papers with Pitt.
- Became the fifth player in seven seasons to earn a NCAA Division I basketball scholarship out of Mansfield Senior High School.
- Favorite sports figure is Washington Wizards guard and former Maryland standout Juan Dixon.

AARON GRAY

- Shattered a backboard in high school. He missed 13 games due to a broken ankle as a result of the play.
- Roommate of teammate of Levon Kendall.
- Lost 30 pounds during the summer of 2005 after working out and playing pickup basketball in Philadelphia against NBA and local college players.
- At 7-0 tall, Gray is just the second seven-footer to play for Pitt. Mark Blount (1995-97), who currently plays with NBA’s Minnesota Timberwolves, was Pitt’s first seven-footer.
- Named Pennsylvania’s 2003 Gatorade State Player of the Year.
- Uncle Steve Gray, played basketball at Duke from 1975-79. Steve Gray played in 88 career games and, along with teammates Mike Gminski, Jim Spanarkel and Gene Banks, led Duke to the 1978 Final Four.

- Another uncle played linebacker at UCLA.
- Trained with former Pitt football player John Graham (lettered in 1983).
- Nickname is “A.G.”
- Favorite movie is “Men of Honor.”
- Earned All-District honors as a high school swimmer.

DOYLE HUDSON

- Outstanding student who earned Honor Roll status last year.
- Native of the Bahamas.
- Arrived in the United States in January, 2003.
- Played on the Bahamian National Team during the summer of 2004.
- Favorite all-time Christmas gift was his first bicycle.
- Favorite sports figure is San Antonio Spurs and Virgin Islands native Tim Duncan.
- Junior college coach Randy Nesbit dreamed of playing for Pitt as a youngster and is from nearby Yough, Pa.
- One of two international players on Pitt’s roster (Levon Kendall, Canada).
- Nickname is “D-Nice.”
- Aspires to get involved with computers and computer science.

LEVON KENDALL

- Coach Jamie Dixon discovered Kendall by accident. He first saw him play at a Toronto Basketball event, a tournament Dixon attended only because he could not get to New York on Sept. 11, 2001. Three other players in the event were being recruited by Pitt, but Dixon went away recruiting Kendall.
- Outstanding student who is a GTE Academic All-America/All-District candidate.
- As a 12-year old, appeared in the movie “Air Bud” and also appeared in a Sarah McLaughlin music video entitled “Hold On.”
- Roommate of teammate of Aaron Gray.
- Promoted to play on the Canadian Senior National Team in 2005.
- Played on Canada’s National Basketball Program over the past five summers.

PANTHERS BASKETBALL PERSONALITY PROFILES

- Helped lead Canada to its first-ever basketball medal, a Bronze Medal at the FIBA World Basketball Championships in 2005. His most outstanding performance came against Team USA where he scored 40 points (16-22 FG) and pulled down 12 rebounds in a 93-90 overtime victory.
- One of two international players on Pitt's roster (Doyle Hudson, Bahamas).
- Interests include the drums, piano, hiking, camping, cliff diving, Buddhism, meditation, racing mountain bikes, cliff diving, white water rafting and snowboarding.
- Once played the drums in a cover band called "The Unknowns."
- Led his high school team to three Provincial titles and an 84-4 record in three-year varsity career.
- Played high school soccer (a six-foot-nine-inch goalkeeper) and played on several select soccer teams.
- Native of Vancouver, British Columbia who can speak both English and French.
- Father composes and writes music and plays.
- One of several Pittsburgh sports personalities who hail from Canada: Jason Bay (Pittsburgh Pirates) and Sidney Crosby (Pittsburgh Penguins).
- Majors in anthropology and has always had an interest in teaching.

MAURICE POLEN

- Talented singer who sang the national anthem before Pitt's men's basketball game against Seton Hall on March 3, 2006.
- A junior walk-on in his first season with Pitt.
- High school coach at West Philadelphia High School was former Pitt basketball player Gerald Jordan (1995-97).
- Other notable players who attended his high school include: Gene Banks, Jordan, Ricardo Lovelace and Clarence Tillman.

RONALD RAMON

- Roommate of teammate Keith Benjamin.
- Father Ricardo Ramon, a professional basketball player, spent a month in Pittsburgh this summer working out Ronald and several of his teammates. He was in town to assist Ronald's recovery from shoulder surgery.
- Interned at FSN Pittsburgh this summer.
- Nickname is "Double-R" for Ronald Ramon. Krauser nabbed him "Double-R with the Radar."
- Hails from a basketball family as his father Ricardo Ramon played professional basketball in the Dominican Republic, Brazil and Argentina. His role model is his father because he "showed him everything."
- Played for one of the nation's top AAU basketball programs, the

- New York Gauchos. Other Pitt basketball players who played for the Gauchos include Jerry McCullough, Eric Mobley and current assistant coach Orlando Antigua.
- Native Dominican who follows in the footsteps of several former Pittsburgh Dominican players including Ricardo Greer, Jaime Peterson and Orlando Antigua.
 - Invited to play on the Dominican Republic basketball team this summer but his schedule would not allow it.
 - Fluent in Spanish.
 - All Hallows High School retired his jersey No. 14 at the conclusion of his career.
 - Named Most Valuable Player at the Wendy's All-Star Shootout in Chicago after scoring 23 points, hitting five 3-pointers (including three in the final five minutes) and registering three assists.

GEOFF RIZK

- Given his own basketball clinic for children afflicted with autism at the Institute for Education Achievement.
- Volunteered to raise funds to provide toys to the Alonzo Mourning Charities for underprivileged kids.
- Hobbies and interests include golf, working out and playing hoops.
- Favorite sports figure is Steve Nash.

SAM YOUNG

- Named the 2004-05 National Prep School Player of the Year by Scout.com.
- Has drawn comparisons to Villanova forward Curtis Sumpter because of his size and playing style.
- Favorite sports figure is Michael Jordan and also sports his number 23.
- Interested in gymnastics because of his natural ability. When Young was visiting Pitt on his recruiting trip, the coaches took him on a tour of the athletic facilities. When he saw the gymnastics equipment, he started doing several tricks and backflips.
- Also performed a gymnastics routine for ESPN prior to a game in 2005-06.
- Prior to his senior season at Friendly H.S., promised his coach that he would do back flips if his team won the state title, then held true on his promise after he led the team to the championship.
- Owns a 35-inch vertical leap.
- Hobbies include playing the piano. He took a piano class during his freshman season at Pitt.

AUSTIN WALLACE

- Nickname is "A-Wall."
- LaSalle Academy product (Bronx, N.Y.). LaSalle has also produced several notable athletes including Sacramento Kings forward Ron Artest, former Milwaukee Bucks guard Shamgod Wells and former Pittsburgh Pirates pitcher John Candelaria, who is the school's all-time leading scorer in basketball.
- Played on same AAU team as current Pitt guards Levance Fields and Ronald Ramon.



14 • LEVON KENDALL

FORWARD • 6-10 • 225 • SR* • 3L • VANCOUVER, B.C./KITSILANO H.S.

2006-07

- Started all 30 of Pitt's games at power forward.
- Reached double figure scoring in six games on the year (West Virginia, at Seton Hall, Marquette, Robert Morris, Oakland, Delaware State).
- Finished with 12 points (5-6 FG) with nine rebounds in 30 minutes vs. West Virginia, 2/27
- Scored a season-high 14 points (6-8 FG) with eight rebounds in a 33-minute start at center at Seton Hall, 2/19.
- Grabbed a season-high 10 rebounds in 27 minutes vs. Providence, 2/10.

CAREER NUMBERS

Double-Doubles:	1
Points-Rebounds:	1
Points-Assists:	0
20+ point games:	0
10+ point games:	14
10+ assist games:	0
10+ rebound games:	3
5+ rebound games:	40
5+ assist games:	3
30+ minute games:	15
40+ minute games:	0

- Scored six points, grabbed seven rebounds and handed out three assists in 31 minutes at Villanova, 1/29.
- Finished with six points, nine rebounds (four offensive) in 23 minutes vs. St. John's, 1/27.
- Scored 10 points, grabbed six rebounds and finished with four assists in 34 minutes vs. Marquette, 1/21.
- Finished with nine points (3-5 FG), four rebounds and a career-high tying five assists vs. Georgetown, 1/13.
- Scored six points, grabbed four rebounds and dished out two assists in 30 minutes at DePaul, 1/10.
- Grabbed seven rebounds vs. USF, 1/7.
- Grabbed seven rebounds vs. Dayton, 12/23.
- Scored four points, grabbed six rebounds, two blocked shots and dished out four assists in 32 minutes at Buffalo, 12/9.
- Finished with seven points, eight rebounds (six offensive) with a career-high tying three steals vs. Duquesne, 12/6.
- Tied career-highs with seven offensive rebounds and five assists, finished with nine total rebounds and two points in 31 minutes at Auburn, 12/3.
- Finished with 10 points (4-8 FG) and grabbed seven rebounds (four offensive) in 30 minutes vs. Robert Morris, 11/29.
- Scored 11 points (7-7 FT) with nine rebounds and two assists vs. Oakland, 11/19.
- Finished with eight points, seven rebounds and three assists vs. Massachusetts, 11/18.
- Scored 10 points (3-5 FG) with six rebounds vs. Delaware State, 11/14.
- Grabbed seven rebounds vs. Western Michigan in Maggie Dixon Classic, 11/12.

CAREER HIGHS

Points: 15, Seton Hall, 3/3/06.
 FG made: 7, two times- Seton Hall, 3/3/06; Rutgers, 1/18/06.
 FG attempts: 13, Rutgers, 1/18/06.
 3FG made: 3, Syracuse, 1/29/05.
 3FG attempts: 7, Syracuse, 1/29/05.
 FT made: 7, Oakland, 11/19/06.
 FT attempts: 8, two times- Massachusetts, 11/18/06; Providence, 2/25/06.
 Rebounds: 13, Rutgers, 1/18/06.
 Off. Reb.: 7, two times- at Auburn, 12/3/06; Rutgers, 1/18/06.
 Def. Rebs.: 7, West Virginia 2/27/07.
 Assists: 5, three times- Georgetown, 1/13/07; at Auburn, 12/3/06; Northeastern, 11/17/06.
 Steals: 3, five times- Duquesne, 12/6/06; Massachusetts, 11/18/06; vs. Syracuse, 3/11/06; at Connecticut, 1/31/06; Maine, 11/26/05.
 Blocks: 4, vs. Louisville, 3/8/06.
 Minutes: 34, Marquette, 1/21.

2006-07 SEASON HIGHS

Points: 14, at Seton Hall, 2/19.
 Rebounds: 10, Providence, 2/10.
 Assists: 5, three times- Georgetown, 1/17; at Auburn, 12/3; Northeastern, 11/17.
 Steals: 3, two times-Duquesne, 12/6; Massachusetts, 11/18.
 Blocks: 2, four times.
 Minutes: 34, Marquette, 1/21.

LEVON KENDALL'S CAREER STATISTICS

OVERALL STATISTICS

SEASON	TEAM	GP-GS	MIN	TOTAL			3-POINTERS			REBOUNDS				PF-FO	Δ	TO	BLK	ST	PTS-AVG					
				FG-FGA	PCT		FG-FGA	PCT		FT-FTA	PCT	OFF-DEF	TOT-AVG											
2003-04	Pitt	14-0	79	6	22	.273	1	8	.125	2	4	.500	4	8	12	0.9	11	0	7	7	2	2	15	1.1
2004-05	Pitt	22-8	305	27	59	.458	10	28	.357	12	18	.667	27	29	56	2.5	39	1	9	14	10	9	76	3.5
2005-06	Pitt	32-30	763	82	166	.494	4	26	.154	56	78	.718	72	101	173	5.4	96	3	50	36	34	24	224	7.0
2006-07	Pitt	30-30	779	61	136	.449	2	13	.154	40	54	.741	66	104	170	5.7	86	3	52	36	21	24	164	5.5
	Career	98-68	1926	176	383	.460	17	75	.227	110	154	.714	169	242	411	4.2	232	7	118	93	67	59	479	4.9

BIG EAST STATISTICS

SEASON	TEAM	GP-GS	MIN	TOTAL			3-POINTERS			REBOUNDS				PF-FO	Δ	TO	BLK	ST	PTS-AVG					
				FG-FGA	PCT		FG-FGA	PCT		FT-FTA	PCT	OFF-DEF	TOT-AVG											
2003-04	Pitt	4-0	10	0	4	.000	0	2	.000	0	0	.000	1	1	2	0.5	1	0	1	1	2	0	0	0.0
2004-05	Pitt	13-8	246	20	43	.465	7	21	.333	8	12	.667	19	21	40	3.1	29	1	7	11	7	7	55	4.2
2005-06	Pitt	16-16	400	44	90	.489	1	17	.059	24	35	.686	35	44	79	4.9	57	2	26	14	17	11	113	7.1
	Career	33-24	666	64	137	.467	8	40	.200	32	47	.681	55	66	121	3.7	87	3	34	26	26	18	168	5.1



22 • ANTONIO GRAVES

GUARD • 6-3 • 190 • SR • 3L • MANSFIELD, OHIO/MANSFIELD SENIOR H.S.

CAREER

- Played in 123 career games with 61 starts.
- In his four seasons at Pitt, has helped lead Pitt to three NCAA Tournament appearances and four 20-win seasons.
- Has 32 career double-figure scoring games.

2006-07

- Started all 30 games on year.
- Reached double figure scoring in 14 of 30 games.
- Scored 13 points (4-7 FG) with three steals and three assists in 31 minutes vs. Providence, 2/10.
- Finished with 13 points, hit several key shots down the stretch

CAREER NUMBERS

Double-Doubles:	0
Points-Rebounds:	0
Points-Assists:	0
20+ point games:	0
10+ point games:	32
10+ assist games:	0
10+ rebound games:	0
5+ rebound games:	6
5+ assist games:	9
30+ minute games:	30
40+ minute games:	1

- and reached career highs in steals (4) and assists (7) at Villanova, 1/29.
- Scored 12 points, grabbed a season-high five rebounds and added four assists vs. Marquette, 1/21.
- Contributed 11 points (5-8 FG) vs. Georgetown, 1/13.
- Scored 10 points (2-2 3FG) in 32 minutes at DePaul, 1/10.
- Finished with nine points in 24 minutes vs. USEF, 1/7.
- Scored nine points (3-6 3FG)with five assists in 32 minutes at Syracuse, 1/4.
- Finished with 14 points (4-5 FG) and hit 3-4 3-pointers in 27 minutes vs. Florida A&M, 12/30.
- Scored a season-high tying 17 points, surpassed career-highs for 3-point field goals made (four) and 3-point field goal attempts (eight) and grabbed four rebounds vs. Oklahoma State, 12/21.

- Finished with 11 points in 30 minutes at Wisconsin, 12/16.
- Scored 11 points (4-6 FG) and hit added several key points in 31 minutes at Buffalo, 12/9.
- Finished with 14 points (5-7 FG) with two 3-pointers in 31 minutes at Auburn, 12/3.
- Scored 17 points, finished with career-highs of field goals made (7) and field goal attempts (14), scored 10 in the first half and hit 3-4 3-pointers vs. Florida State, 11/24.
- Scored 12 points vs. Massachusetts, 11/18.
- Finished with 15 points (6-10 FG), hit 3-4 3-pointers vs. Northeastern, 11/17.
- Scored 10 points (3-5 FG) vs. Delaware State, 11/14.
- Began season with nine points in season opener vs. Western Michigan, 11/12.

CAREER HIGHS

Points: 19, Marquette, 1/28/06.
 FG made: 7, two times- Florida State, 11/24/06; vs. Villanova, 3/10/06.
 FG attempts: 14, Florida State, 11/24/06.
 3FG made: 4, two times- vs. Oklahoma State, 12/21/06; vs. Syracuse, 3/11/06.
 3FG attempts: 8, vs. Oklahoma State, 12/21/06.
 FT made: 6, at Penn State, 12/11/04.
 FT attempts: 8, two times- Saint Peter's, 11/19; at Penn State, 12/11/04.
 Rebounds: 8, Maine, 11/26/05.
 Off. Rebs.: 3, vs. Villanova, 3/10/06.
 Def. Rebs.: 8, Maine, 11/26/05.
 Assists: 7, two times - at Villanova 1/29/07; Notre Dame, 1/4/06.
 Steals: 4, at Villanova 1/29/07
 Blocks: 2, vs. Syracuse, 3/11/06.
 Minutes: 44, vs. Oklahoma State, 12/21/06.

2006-07 SEASON HIGHS

Points: 17, two times- vs. Oklahoma State, 12/21; Florida State, 11/24.
 Rebounds: 5, Marquette, 1/21.
 Assists: 7, at Villanova, 1/29.
 Steals: 4, at Villanova, 1/29.
 Blocks: None.
 Minutes: 44, vs. Oklahoma State, 12/21.

ANTONIO GRAVES' CAREER STATISTICS

OVERALL STATISTICS

SEASON	TEAM	GP-GS	MIN	TOTAL			3-POINTERS			FT-FTA			REBOUNDS			PF-FO	Δ	TO	BLK	ST	PTS-AVG			
				FG-FGA	PCT	PCT	FG-FGA	PCT	PCT	FT-FTA	PCT	OFF-DEF	TOT-AVG											
2003-04	Pitt	33-4	356	25	70	.357	13	37	.351	5	9	.556	5	15	20	0.6	28	0	30	20	6	2	68	2.1
2004-05	Pitt	27-25	725	73	177	.412	36	78	.462	28	42	.667	7	48	55	20	59	1	53	43	2	22	210	7.8
2005-06	Pitt	33-2	611	56	148	.378	23	82	.280	31	44	.705	11	65	76	23	57	1	49	30	5	9	166	5.0
2006-07	Pitt	30-30	845	97	224	.443	37	94	.394	45	70	.643	14	51	65	22	54	0	75	41	6	23	276	9.2
	Career	123-61	2537	251	619	.405	109	291	.375	109	165	.661	37	179	216	1.8	198	2	207	134	19	56	720	5.9

BIG EAST STATISTICS

SEASON	TEAM	GP-GS	MIN	TOTAL			3-POINTERS			FT-FTA			REBOUNDS			PF-FO	Δ	TO	BLK	ST	PTS-AVG			
				FG-FGA	PCT	PCT	FG-FGA	PCT	PCT	FT-FTA	PCT	OFF-DEF	TOT-AVG											
2003-04	Pitt	14-1	135	6	23	.261	3	15	.200	2	4	.500	2	6	8	0.6	13	0	16	11	1	1	17	1.2
2004-05	Pitt	16-16	426	37	107	.346	21	49	.429	16	21	.762	6	34	40	25	35	0	26	24	0	13	111	6.9
2005-06	Pitt	16-0	270	25	61	.410	8	28	.286	13	17	.765	5	27	32	20	27	1	29	17	3	3	71	4.4
	Career	36-17	831	68	191	.356	32	92	.348	31	42	.738	13	67	80	22	75	1	71	52	4	17	199	5.5



33 • AARON GRAY

CENTER • 7-0 • 270 • SR • 3L • EMMAUS, PA./EMMAUS H.S.

2006-07

- An All-America and Big East Player of the Year candidate.
- Consensus preseason All-America honoree.
- Finalist for Naismith Award, recognizes the best player in the nation
- One of 30 finalists for the John R. Wooden All-America team and award.
- One of 30 finalists for the Lowe's Senior Class Award honoring the one college basketball player who displays personal qualities in four different categories: classroom, character, community and competition.
- NABC All-District 3 selection.
- Named the preseason Big East Player of the Year.
- Registered double-doubles in 13 of 29 games played on year.
- Finished with double figure scoring 22 of 29 games on season.
- Reached double figure rebounding in 17 of 29 games on year.
- Scored 12 points (5-7 FG), grabbed a game-high 13 rebounds for his 13th double-double of the year vs. West Virginia, 2/27
- After not practicing on week,

CAREER NUMBERS

Double-Doubles:	31
Points-Rebounds:	31
Points-Assists:	0
20+ point games:	11
10+ point games:	51
10+ assist games:	0
10+ rebound games:	37
5+ rebound games:	66
5+ assist games:	0
30+ minute games:	30
40+ minute games:	1

- scored 10 points and grabbed six rebounds at Georgetown, 2/24.
- Missed the Seton Hall game due to a left ankle sprain.
- Grabbed 10 rebounds and became the 34th player in school history to surpass the 1,000-career point mark with a second half layup in 35 minutes vs. Washington, 2/17.
- Finished with a team high 12 points and 10 rebounds vs. Louisville, 2/12.
- Scored a game-high 22 points (10-17 FG) with seven rebounds and three assists vs. Providence, 2/10.
- Finished with 14 points (6-8 FG) with nine rebounds in 31 minutes at West Virginia, 2/8.
- Scored 14 points (6-7 FG) and added a game-high 10 rebounds for his 11th double-double of the season at Villanova, 1/29.
- Registered his 10th double-double of the year with 13 points and 10 rebounds in 26 minutes vs. St. John's, 1/27.
- Grabbed a game-high 10 rebounds and sored nine points at Cincinnati, 1/24.
- Scored 16 points (7-14 FG), grabbed nine rebounds in 35 minutes vs. Marquette, 1/21.
- Finished with game-highs of 22 points (8-16 FG) and 19 rebounds for his ninth double-double of the year along with four blocks in 35 minutes vs. Connecticut, 1/16.
- Scored 11 points in 34 minutes vs. Georgetown, 1/13.
- Scored 18 points (8-15 FG) with seven rebounds in 28 minutes at DePaul, 1/10.
- Blocked four shots vs. USF, 1/7.
- Scored nine points (4-9 FG) with nine rebounds and two blocks in 32 minutes at Syracuse, 1/4.
- Finished with a game-high 11 rebounds and four blocked shots vs. Florida A&M, 12/30.

- Grabbed season-high tying 15 rebounds (eight offensive), finished with three assists and two blocks vs. Dayton, 12/23.
- Earned All-College Classic honors after finishing with his eighth double-double on season with 24 points, 11 rebounds and played in a career-high 44 minutes vs. Oklahoma State, 12/21.
- Scored 17 points (5-10 FG) and grabbed eight rebounds in 32 minutes at Wisconsin, 12/16.
- Registered a career-high fourth consecutive double-double with 19 points (8-13 FG) and 11 rebounds in 32 minutes at Buffalo, 12/9.
- Finished with his third consecutive double-double (15 points/12 rebounds) in 26 minutes vs. Duquesne, 12/6.
- Notched his fifth double-double of the season with 16 points (5-10 FG) and 12 rebounds in 28 minutes at Auburn, 12/3
- Registered game-highs of 21 points (10-13 FG), 15 rebounds and three blocked shots in registering his fourth double-double of the season vs. Robert Morris, 11/29.
- Registered his third double-double of the year with 23 points on 10-14 shooting and finished with 13 rebounds vs. Oakland, 11/19.
- Scored 14 points (6-8 FG), grabbed five rebounds in 17 minutes vs. Massachusetts, 11/18.
- Finished with a season-high 24 points on 11-16 shooting and grabbed a season-high 14 rebounds vs. Northeastern, 11/17.
- Scored 17 points (7-12 FG) with eight rebounds vs. Delaware State, 11/14.
- Finished with a double-double (10 points and 13 rebounds) in season opener vs. Western Michigan, 11/12.

CAREER HIGHS

Points: 25, Notre Dame, 1/4/06.
 FG made: 11, three times- vs. Oklahoma State, 12/21/06; Northeastern, 11/17/06; Notre Dame, 1/4/06.
 FG attempts: 18, Notre Dame, 1/4/06.
 3FG made: None.
 3FG attempts: None.
 FT made: 10, Rutgers, 1/18/06.
 FT attempts: 15, Rutgers, 1/18/06.
 Rebounds: 20, Marquette, 1/28/06.
 Off. Rebs.: 9, two times- vs. West Virginia, 3/9/06; Marquette, 1/28/06.
 Def. Rebs.: 14, two times- Connecticut, 1/16/07; Robert Morris, 11/29/06.
 Assists: 4, two times-West Virginia, 2/23/05; Coppin State, 12/21/05.
 Steals: 2, nine times.
 Blocks: 5, two times-vs. Bradley, 3/19/06; DePaul, 1/12/06.
 Minutes: 44, vs. Oklahoma State, 12/21/06.

2006-07 SEASON HIGHS

Points: 24, two times- vs. Oklahoma State, 12/21; Northeastern, 11/17.
 Rebounds: 19, Connecticut, 1/16.
 Assists: 3, five times- Providence, 2/10; Georgetown, 1/13; Dayton, 12/23; vs. Oklahoma State, 12/21; Delaware State, 11/14.
 Steals: 2, three times.
 Blocks: 4, three times- Connecticut, 1/16; USF, 1/7; Florida A&M, 12/30.
 Minutes: 44, vs. Oklahoma State, 12/21/06.

AARON GRAY'S CAREER STATISTICS

OVERALL STATISTICS

SEASON	TEAM	GP-GS	MIN	TOTAL		3-POINTERS		FT-FTA		REBOUNDS				PF-FO	Δ	TO	BLK	ST	PTS-AVG					
				FG-FGA	PCT	FG-FGA	PCT	FT-FTA	PCT	OFF-DEF	TOT-AVG													
2003-04	Pitt	15-0	88	11	20	.550	0	0	.000	4	7	.571	10	12	22	1.5	13	0	6	3	3	0	26	1.7
2004-05	Pitt	29-0	336	49	85	.576	0	0	.000	28	46	.609	35	47	82	2.8	48	0	20	30	16	5	126	4.3
2005-06	Pitt	33-33	920	170	323	.526	0	0	.000	118	186	.634	121	224	345	10.5	86	2	60	88	49	21	458	13.9
2006-07	Pitt	29-28	831	172	295	.583	0	0	.000	69	129	.535	95	195	290	10.0	70	0	46	46	46	14	413	14.2
	Career	106-61	2175	402	723	.556	0	0	.000	219	368	.595	261	478	739	7.0	217	2	132	167	114	40	1023	9.7

BIG EAST STATISTICS

SEASON	TEAM	GP-GS	MIN	TOTAL		3-POINTERS		FT-FTA		REBOUNDS				PF-FO	Δ	TO	BLK	ST	PTS-AVG					
				FG-FGA	PCT	FG-FGA	PCT	FT-FTA	PCT	OFF-DEF	TOT-AVG													
2003-04	Pitt	5-0	12	2	4	.500	0	0	.000	2	2	1.000	2	1	3	0.6	0	0	1	0	0	0	6	1.2
2004-05	Pitt	16-0	170	24	46	.522	0	0	.000	17	29	.586	15	23	38	2.4	25	0	11	22	8	2	65	4.1
2005-06	Pitt	16-16	473	95	166	.572	0	0	.000	59	99	.596	56	113	169	10.6	41	1	37	44	22	12	249	15.6
	Career	37-16	655	121	216	.560	0	0	.000	78	130	.600	73	137	210	5.7	66	1	49	66	30	14	320	8.6



21 • DOYLE HUDSON

CENTER • 6-8 • 230 • SR • IL • ELEUTHERA, BAHAMAS/ROANE STATE J.C./LOWER BOGUE H.S.

2006-07

- Has seen action in 12 of 30 games this season.
- Scored two points, grabbed two rebounds and recorded his first career blocked shot on Senior Night vs. West Virginia, 2/27.
- Scored four points in four minutes vs. St. John's, 1/27.
- Scored two points in three minutes vs. USF, 1/7.
- Played five minutes vs. Florida A&M, 12/30.
- Scored basket vs. Dayton, 12/23.
- Played a career-high 10 minutes, scored two points and grabbed two rebounds vs. Florida State, 11/24.
- Played nine minutes, scored two points with two rebounds vs. Northeastern, 11/17.
- Played seven minutes of season opener in Maggie Dixon Classic vs. Western Michigan, 11/12.

CAREER HIGHS

Points: 4, St. John's, 1/27/07.
 FG made: 2, St. John's, 1/27/07.
 FG attempts: 4, Penn State, 12/10/05.
 3FG Made: None.
 3FG attempts: None.
 FT made: 1, two times-Robert Morris, 11/23/05; Auburn, 12/4/05.
 FT attempts: 2, three times- St. John's, 1/27/07; Robert Morris, 11/23/05; Auburn, 12/4/05.
 Rebounds: 4, two times- vs. Bradley, 3/19/06; Penn State, 12/10/05.
 Off. Rebs.: 3, Penn State, 12/10/05.
 Def. Rebs.: 3, vs. Bradley, 3/19/06.
 Assists: None.
 Steals: 1, Robert Morris 11/23/05.
 Blocks: 1, West Virginia 2/27/07.
 Minutes: 10, Florida State, 11/24/06.

2006-07 SEASON HIGHS

Points: 4, St. John's, 1/27.
 Rebounds: 2, three times.
 Assists: None.
 Steals: None.
 Blocks: 1, West Virginia, 2/27
 Minutes: 10, Florida State, 11/24.

DOYLE HUDSON'S CAREER STATISTICS

OVERALL STATISTICS

SEASON	TEAM	GP-GS	MIN	TOTAL		3-POINTERS		FT-FTA		REBOUNDS				PF-FO	Δ	TO	BLK	ST	PTS-AVG					
				FG-FGA	PCT	FG-FGA	PCT	PCT	PCT	OFF-DEF	TOT-AVG													
2005-06	Pitt	12-0	37	6	12	.500	0	0	.000	2	4	.500	7	8	15	13	8	0	0	3	0	1	14	1.2
2006-07	Pitt	12-0	47	7	9	.778	0	0	.000	0	2	.000	3	7	10	0.8	7	0	0	1	1	0	14	1.2
	Career	24-0	84	13	21	.619	0	0	.000	2	6	.333	10	15	25	1.0	15	0	0	4	1	1	28	1.2

BIG EAST STATISTICS

SEASON	TEAM	GP-GS	MIN	TOTAL		3-POINTERS		FT-FTA		REBOUNDS				PF-FO	Δ	TO	BLK	ST	PTS-AVG					
				FG-FGA	PCT	FG-FGA	PCT	PCT	PCT	OFF-DEF	TOT-AVG													
2005-06	Pitt	4-0	8	2	3	.667	0	0	.000	0	0	.000	2	1	3	0.8	1	0	0	0	0	0	4	1.0
	Career	4-0	8	2	3	.667	0	0	.000	0	0	.000	2	1	3	0.8	1	0	0	0	0	0	4	1.0



I • KEITH BENJAMIN

GUARD • 6-2 • 190 • JR • 2L • MOUNT VERNON, N.Y./MOUNT VERNON H.S.

2006-07

- Played in all 30 games off the bench.
- Reached double figure scoring in one game on year (Northeastern).
- Finished with nine points, all coming from 3-point range (3-5 3FG) including two clutch second half 3-pointers in 11 minutes at Villanova, 1/29.
- Scored six points vs. Georgetown, 1/13.
- Scored seven points on 3-4 shooting in 18 minutes vs. USF, 1/7.
- Hit two key 3-pointers, scored six points in 13 minutes at Syracuse, 1/4.

- Scored five key points to start a 9-0 run in the second half at Buffalo, 12/9.
- Finished with seven points on 3-4 shooting in 18 minutes at Auburn, 12/3.
- Scored six points in 12 minutes vs. Robert Morris, 11/29.
- Scored six points in 16 minutes vs. Florida State, 11/24.
- Scored eight points (3-5 FG) and hit 2-2 3-pointers vs. Oakland, 11/19.
- Finished with a season-high 11 points (4-8 FG) and a career-high three steals in 14 minutes vs. Northeastern, 11/17.
- Scored six points in 18 minutes in Maggie Dixon Classic vs. Western Michigan, 11/12.

CAREER NUMBERS

Double-Doubles:	0
Points-Rebounds:	0
Points-Assists:	0
20+ point games:	0
10+ point games:	7
10+ assist games:	0
10+ rebound games:	0
5+ rebound games:	4
5+ assist games:	0
30+ minute games:	0
40+ minute games:	0

CAREER HIGHS

Points: 16, vs. Cincinnati, 2/12/06.
 FG made: 6, at Providence, 2/15/06.
 FG attempts: 10, at Rutgers, 1/18/06.
 3FG Made: 3, two times- at Villanova 1/29/07; vs. Cincinnati, 2/12/06.
 3FG attempts: 5, two times- at Villanova 1/29/07; Florida A&M, 12/30/06.
 FT made: 3, two times- at St. John's 1/21/06; Cincinnati, 2/12/06.
 FT attempts: 4, two times- at St. John's, 1/21/06; DePaul, 1/12/06.
 Rebounds: 6, Syracuse, 1/23/06.
 Off. Rebs.: 2, 10 times.
 Def. Rebs.: 5, Syracuse, 1/23/06.
 Assists: 4, Maine 11/26/05.
 Steals: 3, Northeastern, 11/17/06.
 Blocks: 1, four times- at Duquesne, 12/7/05; St. Francis (N.Y.), 11/29/05; at Villanova, 2/20/05.
 Minutes: 28, Rutgers, 1/18/06.

2006-07 SEASON HIGHS

Points: 11, Northeastern, 11/17.
 Rebounds: 3, three times.
 Assists: 2, two times.
 Steals: 3, Northeastern, 11/17.
 Blocks: None.
 Minutes: 18, vs. Western Michigan, 11/12.

KEITH BENJAMIN'S CAREER STATISTICS

OVERALL STATISTICS

SEASON	TEAM	GP-GS	MIN	TOTAL		3-POINTERS		FT-FTA		REBOUNDS				PF-FO	Δ	TO	BLK	ST	PTS-AVG					
				FG-FGA	PCT	FG-FGA	PCT	FT-FTA	PCT	OFF-DEF	TOT-AVG													
2004-05	Pitt	18-0	182	17	47	.362	4	15	.267	2	5	.400	8	25	33	18	14	0	9	16	1	7	40	2.2
2005-06	Pitt	31-4	469	55	128	.430	14	36	.389	19	32	.594	30	59	89	29	33	0	30	19	4	10	143	4.6
2006-07	Pitt	30-0	353	43	103	.417	12	42	.286	11	22	.500	9	28	37	12	27	0	21	18	0	10	109	3.6
	Career	79-4	1004	115	278	.414	30	93	.323	32	59	.542	47	112	159	20	74	0	60	53	5	27	292	3.7

BIG EAST STATISTICS

SEASON	TEAM	GP-GS	MIN	TOTAL		3-POINTERS		FT-FTA		REBOUNDS				PF-FO	Δ	TO	BLK	ST	PTS-AVG					
				FG-FGA	PCT	FG-FGA	PCT	FT-FTA	PCT	OFF-DEF	TOT-AVG													
2004-05	Pitt	9-0	91	6	18	.333	3	9	.333	2	5	.400	3	11	14	1.6	7	0	6	10	1	4	17	1.9
2005-06	Pitt	16-0	241	33	66	.500	8	17	.471	13	22	.591	14	31	45	2.8	16	0	15	8	1	5	87	5.4
	Career	25-0	332	39	84	.464	11	26	.423	15	27	.556	17	42	59	2.4	23	0	21	18	2	9	104	4.2



4 • RONALD RAMON

GUARD • 6-1 • 180 • JR • 2L • BRONX, N.Y./ALL HALLOWS

2006-07

- Has seen action in all 30 games off the bench.
- Converting .467 of his 3-point attempts in Big East Conference play and .455 on the year.
- Reached double figures in 14 of 30 games.
- Finished with 10 points (2-2 3FG) and dished out three assists in 26 minutes off the bench vs. West Virginia, 2/27.
- Hit three 3-point field goals, finished with 11 points at Georgetown, 2/24.
- Scored nine points (2-3 3FG) in 22 minutes at Seton Hall, 2/19.
- Finished with 11 points (3-4 FG), hit 1-2 3-pointers and 4-4 free throws, dished out three assists and had two steals in 28

- minutes vs. Washington, 2/17.
- Scored 10 points (2-2 3FG) and hit 4-4 free throws in 25 minutes at West Virginia, 2/8.
- Scored 10 points, hit 3-4 3-pointers in 22 minutes at Cincinnati, 1/24.
- Finished with a season-high 17 points (4-5 FG), hit 4-4 3-point field goals and 5-6 free throws in 22 minutes vs. Connecticut, 1/16.
- Scored 10 points (3-4 FG) in 21 minutes vs. Georgetown, 1/13.
- Finished with nine points (3-5 3FG) with five assists in 25 minutes vs. USF, 1/7.
- Scored 12 points (4-8 FG), dished out three assists in 22 minutes at Syracuse, 1/4.
- Finished with 11 points, hit 3-10 3-point field goals, grabbed four rebounds and dished out four assists vs. Florida A&M, 12/30.
- Scored eight points (2-3 3FG)

- with four assists in 21 minutes vs. Dayton, 12/23.
- Scored 16 points (4-10 3FG) and set career-highs for field goal attempts (14) and 3-point field goal attempts (10) at Wisconsin, 12/16.
- Finished with a career-high tying five rebounds vs. Duquesne, 12/6.
- Scored 13 points (5-8 FG) including 3-6 3-point field goals in 23 minutes off the bench at Auburn, 12/3.
- Scored 12 points (4-5 FG), hit 4-5 3-pointers, finished with five assists vs. Florida State, 11/24.
- Hit 3-4 3-pointers, scored nine points vs. Delaware State, 11/14.
- Scored 16 points, hit a career-high tying five 3-pointers (on six attempts), dished out four assists in Maggie Dixon Classic vs. Western Michigan, 11/12.

CAREER HIGHS

Points: 21, two times- Marquette, 1/21/07; at Rutgers, 1/8/05.
 FG made: 7, at Rutgers, 1/8/05.
 FG attempts: 14, at Wisconsin, 12/16/06.
 3FG Made: 5, two times- vs. Western Michigan, 11/12/06; at Rutgers, 1/8/05.
 3FG attempts: 10, two times, Florida A&M, 12/30/06; at Wisconsin, 12/16/06.
 FT made: 7, two times- Marquette, 1/21/07; Rutgers, 1/18/06.
 FT attempts: 8, Marquette, 1/21/07.
 Rebounds: 5, two times- Duquesne, 12/6/06; Howard, 11/20/04.
 Off. Rebs.: 2, Howard, 11/20/04.
 Def. Rebs.: 4, West Virginia, 2/9/06.
 Assists: 8, Auburn, 12/4.
 Steals: 5, at St. John's, 1/18/05.
 Blocks: 1, two times.
 Minutes: 35, five times- at Connecticut, 1/22/05; at Rutgers, 1/8/05; Richmond, 12/23/04; Notre Dame, 1/4/06; West Virginia, 2/9/06.

2006-07 SEASON HIGHS

Points: 21, Marquette, 1/21.
 Rebounds: 5, Duquesne, 12/6.
 Assists: 6, Massachusetts, 11/18.
 Steals: 2, three times.
 Blocks: 1, two times.
 Minutes: 34, Marquette, 1/21.

CAREER NUMBERS

Double-Doubles:	0
Points-Rebounds:	0
Points-Assists:	0
20+ point games:	2
10+ point games:	33
10+ assist games:	0
10+ rebound games:	0
5+ rebound games:	2
5+ assist games:	9
30+ minute games:	20
40+ minute games:	0


RONALD RAMON'S CAREER STATISTICS

OVERALL STATISTICS

SEASON	TEAM	GP-GS	MIN	TOTAL		3-POINTERS		FT-FTA		REBOUNDS			PF-FO	Δ	TO	BLK	ST	PTS-AVG						
				FG-FGA	PCT	FG-FGA	PCT	PCT	OFF-DEF	TOT-AVG														
2004-05	Pitt	28-4	732	62	171	.363	43	128	.336	24	31	.774	11	36	47	1.7	58	1	52	23	0	24	191	6.8
2005-06	Pitt	33-29	822	81	175	.463	49	118	.415	54	65	.831	7	39	46	1.4	60	0	73	34	1	22	265	8.0
2006-07	Pitt	30-0	703	78	167	.467	60	132	.455	52	60	.867	5	47	52	1.7	57	0	72	48	3	15	268	8.9
	Career	91-33	2257	221	513	.431	152	378	.402	130	156	.833	23	122	145	1.6	172	1	197	105	4	61	724	8.0

BIG EAST STATISTICS

SEASON	TEAM	GP-GS	MIN	TOTAL		3-POINTERS		FT-FTA		REBOUNDS			PF-FO	Δ	TO	BLK	ST	PTS-AVG						
				FG-FGA	PCT	FG-FGA	PCT	PCT	OFF-DEF	TOT-AVG														
2004-05	Pitt	15-0	410	34	91	.374	23	66	.348	17	23	.739	4	24	28	1.9	33	0	30	14	0	16	108	7.2
2005-06	Pitt	16-16	425	47	91	.516	32	63	.508	26	33	.788	5	21	26	1.6	28	0	35	22	0	9	152	9.5
	Career	31-16	835	81	182	.445	55	129	.426	43	56	.768	9	45	54	1.7	61	0	65	36	0	25	260	8.4



5 • TYRELL BIGGS

FORWARD • 6-8 • 245 • SO • IL • NANUET, N.Y./DON BOSCO PREP (N.J.)

2006-07

- Played in all 30 games off the bench.
- Reached double figures in four games on season (Duquesne, Florida State, Massachusetts and Western Michigan).
- Provided a spark off the bench with seven points (3-4 FG), three rebounds and a block in eight minutes vs. West Virginia, 2/27.
- Scored six points (3-5 FG) with four rebounds and two assists in 21 minutes off the bench at Seton Hall, 2/19.
- Contributed six points and three rebounds in only eight minutes

- vs Louisville, 2/12
- Scored eight points (3-4 FG) with two assists vs. Dayton, 12/23.
- Finished with 10 points (4-4 FG) with two blocks in 20 minutes vs. Duquesne, 12/6.
- Scored 11 points on 5-6 FG with four rebounds and two assists vs. Florida State, 11/24.
- Grabbed five rebounds in 12 minutes vs. Oakland, 11/19.
- Scored 11 points (5-7 FG), grabbed a career-high eight rebounds in a career-high 24 minutes vs. Massachusetts, 11/18.
- Finished with 11 points (5-5 FG) with two rebounds at Maggie Dixon Classic vs. Western Michigan, 11/12.

CAREER HIGHS

Points: 11, three times- Florida State, 11/24/06; Massachusetts, 11/18/06; vs. Western Michigan, 11/12/06.
 FG made: 5, three times- Florida State, 11/24/06; Massachusetts, 11/18/06; vs. Western Michigan, 11/12/06.
 FG attempts: 7, Massachusetts, 11/18/06.
 3FG made: four times.
 3FG attempts: 3, USEF, 1/7/07.
 FT made: 2, several times.
 FT attempts: 2, several times.
 Rebounds: 8, Massachusetts, 11/18/06.
 Off. Rebs.: 3, four times- at Georgetown, 2/24/07; Massachusetts, 11/18/06; Penn State, 12/10/05; Marquette, 2/18/06.
 Def. Rebs.: 5, Massachusetts, 11/18/06.
 Assists: 2, three times.
 Steals: 2, Florida State, 11/24/06.
 Blocks: 2, two times- Duquesne, 12/6/06; Wisconsin, 12/31/05.
 Minutes: 24, Massachusetts, 11/18/06.

2006-07 SEASON HIGHS

Points: 11, three times.
 Rebounds: 8, Massachusetts, 11/18.
 Assists: 2, four times.
 Steals: 2, Florida State, 11/24.
 Blocks: 2, Duquesne, 12/6.
 Minutes: 24, Massachusetts, 11/18.

TYRELL BIGGS' CAREER STATISTICS

OVERALL STATISTICS

SEASON	TEAM	GP-GS	MIN	TOTAL		3-POINTERS		FT-FTA		REBOUNDS				PF-FO	Δ	TO	BLK	ST	PTS-AVG					
				FG-FGA	PCT	FG-FGA	PCT	FT-FTA	PCT	OFF-DEF	TOT-AVG													
2005-06	Pitt	31-0	254	23	59	.390	0	0	.000	10	13	.769	15	20	35	1.1	29	0	4	13	8	3	56	1.8
2006-07	Pitt	30-0	375	46	88	.523	4	13	.308	15	22	.682	20	41	61	2.0	51	1	21	15	5	8	111	3.7
	Career	61-0	629	69	147	.469	4	13	.308	25	35	.714	35	61	96	1.6	80	1	25	28	13	11	167	2.7

BIG EAST STATISTICS

SEASON	TEAM	GP-GS	MIN	TOTAL		3-POINTERS		FT-FTA		REBOUNDS				PF-FO	Δ	TO	BLK	ST	PTS-AVG					
				FG-FGA	PCT	FG-FGA	PCT	FT-FTA	PCT	OFF-DEF	TOT-AVG													
2005-06	Pitt	16-0	96	7	26	.269	0	0	.000	8	10	.800	8	10	18	1.1	12	0	2	4	1	0	22	1.4
	Career	16-0	96	7	26	.269	0	0	.000	8	10	.800	8	10	18	1.1	12	0	2	4	1	0	22	1.4



2 • LEVANCE FIELDS

GUARD • 5-10 • 195 • SO • IL • BROOKLYN, N.Y./XAVERIAN

2006-07

- Started all 30 games.
- One of 17 finalists for the Bob Cousy Award, the nation's top point guard.
- Reached double figures in seven consecutive games from Dec. 9-Jan. 7.
- Owns an outstanding 2.56 assist:turnover ratio on the season (138 assists/54 turnovers).
- Reached double figure scoring in 13 of 29 games on year.
- Registered at least five assists in 18 of 30 games on season.
- Scored a game-high 14 points, dished out five assists and grabbed four rebounds in 32 minutes vs. West Virginia, 2/27.
- Dished out seven assists, grabbed four rebounds at Georgetown, 2/24.
- Scored a team-high 15 points (2-3 3FG) including all 15 in the second half, grabbed five re-

- bounds at Seton Hall, 2/19.
- Scored 14 points, hit two 3-pointers and converted 8-8 free throws vs. Washington, 2/17.
- Finished with 11 points and four assists in a game-high 34 minutes vs. Louisville, 2/12.
- Scored a team-high 20 points (6-12 FG), hit two 3-pointers and dished out two assists in 30 minutes at Villanova, 1/29.
- Finished with six points, seven rebounds and seven assists and one turnover in 26 minutes vs. St. John's, 1/27.
- Scored a game-high 18 points, hit a career-high six 3-pointers (6-7 3FG) in 33 minutes at Cincinnati, 1/24.
- Finished with a game-high six assists with no turnovers, five points in 30 minutes vs. Georgetown, 1/13.
- Scored eight points, dished out seven assists, grabbed seven rebounds and finished three steals at DePaul, 1/10.
- Scored 11 points (3-4 3FG) with five assists in 27 minutes vs. USF, 1/7.
- Registered career-highs in scoring (24 points), field goals made (nine), field goal attempts (15), 3-point field goals made (3), 3-point field goal attempts (7) and steals (4), finished with five assists and four rebounds at Syracuse, 1/4.
- Finished with his fifth straight double figure scoring game with 10 points (3-7 3FG) with six rebounds and five assists in 24 min-

- utes vs. Florida A&M, 12/30.
- Reached double figures for the fourth straight game with 16 points (7-8 FG), hit 2-2 3-pointers and dished out four assists in 25 minutes vs. Dayton, 12/23.
- Finished with his third consecutive double figure scoring contest with 15 points (6-7 FT) and played a career-high 41 minutes vs. Oklahoma State, 12/21.
- Finished with 10 points and four assists in 24 minutes at Wisconsin, 12/16.
- Scored 11 points (5-7 FG) with five assists, five rebounds and a key steal that gave Pitt the lead in 34 minutes at Buffalo, 12/9.
- Finished with eight points, hit two 3-pointers in 25 minutes vs. Duquesne, 12/6.
- Scored nine points and grabbed a career-high eight rebounds in 33 minutes at Auburn, 12/3.
- Scored eight points, finished with six assists in 28 minutes vs. Robert Morris, 11/29.
- Scored six points with five assists and no turnovers vs. Florida State, 11/24.
- Scored five points with six assists vs. Oakland, 11/19.
- Finished with season-high 13 points (4-13), hit two 3-pointers, finished with five assists vs. Massachusetts, 11/18.
- Dished out eight assists, grabbed five rebounds vs. Delaware State, 11/14.
- Dished out a career-high nine assists in Maggie Dixon Classic vs. Western Michigan, 11/12.

CAREER NUMBERS

Double-Doubles:	0
Points-Rebounds:	0
Points-Assists:	0
20+ point games:	2
10+ point games:	25
10+ assist games:	0
10+ rebound games:	0
5+ rebound games:	9
5+ assist games:	20
30+ minute games:	19
40+ minute games:	1

CAREER HIGHS

Points: 24, at Syracuse, 1/4/07.
 FG made: 9, at Syracuse, 1/4/07.
 FG attempts: 15, at Syracuse, 1/4/07.
 3FG Made: 6, at Cincinnati, 1/24/07.
 3FG attempts: 7, four times- at Villanova 1/29/07; at Cincinnati, 1/24/07; at Syracuse, 1/4/07; Florida A&M, 12/30.
 FT made: 8, two times- Washington, 2/17/07; Notre Dame, 1/4/06.
 FT attempts: 14, Notre Dame, 1/4/06.
 Rebounds: 8, at Auburn, 12/3/06.
 Off. Rebs.: 3, two times- vs. Bradley, 3/19/06; Cincinnati, 2/12/06.
 Def. Rebs.: 8, at Auburn, 12/3/06.
 Assists: 9, vs. Western Michigan, 11/12/06.
 Blocks: 1, vs. Kent State, 3/17/06.
 Steals: 4, at Syracuse, 1/4/07.
 Minutes: 41, vs. Oklahoma State, 12/21/06.

2006-07 SEASON HIGHS

Points: 24, at Syracuse, 1/4.
 Rebounds: 8, at Auburn, 12/3.
 Assists: 9, vs. Western Michigan, 11/12.
 Steals: 4, at Syracuse, 1/4.
 Blocks: None.
 Minutes: 41, vs. Oklahoma State, 12/21.


LEVANCE FIELDS' CAREER STATISTICS

OVERALL STATISTICS

SEASON	TEAM	GP-GS	MIN	TOTAL			3-POINTERS			REBOUNDS				PF-FO	Δ	TO	BLK	ST	PTS-AVG					
				FG-FGA	PCT	PCT	FG-FGA	PCT	PCT	FT-FTA	PCT	OFF-DEF	TOT-AVG											
2005-06	Pitt	33-4	715	77	157	.490	32	74	.432	38	57	.667	15	53	68	21	27	0	73	37	1	26	224	6.8
2006-07	Pitt	30-30	873	95	214	.444	43	115	.374	61	76	.803	13	86	99	33	44	2	138	54	1	27	294	9.8
	Career	63-34	1588	172	371	.464	75	189	.397	99	133	.744	28	139	167	27	71	2	211	91	2	53	518	8.2

BIG EAST STATISTICS

SEASON	TEAM	GP-GS	MIN	TOTAL			3-POINTERS			REBOUNDS				PF-FO	Δ	TO	BLK	ST	PTS-AVG					
				FG-FGA	PCT	PCT	FG-FGA	PCT	PCT	FT-FTA	PCT	OFF-DEF	TOT-AVG											
2005-06	Pitt	16-0	331	33	72	.458	12	36	.333	18	28	.643	5	23	28	18	17	0	34	19	0	14	96	6.0
	Career	16-0	331	33	72	.458	12	36	.333	18	28	.643	5	23	28	18	17	0	34	19	0	14	96	6.0



23 • SAM YOUNG

FORWARD • 6-6 • 215 • SO • IL • CLINTON, MD./HARGRAVE MILITARY ACADEMY/FRIENDLY H.S.

2006-07

- Played in all 30 games.
- Reached double figures in 11 games on year.
- Scored 11 points (4-11 FG), hit two 3-pointers, grabbed a season-high eight rebounds (five offensive) at Georgetown, 2/24.
- Finished with 11 points (5-10 FG) with two 3-point plays and highlight reel tomahawk dunk off a steal along with four rebounds in first start of season at Seton Hall, 2/19.
- Scored 10 points (4-9 FG) with three rebounds in 20 minutes vs. Washington, 2/17.
- Scored a career-high 21 points, surpassed career-highs for field goals made (10) and field goal

attempts and grabbed seven rebounds in 31 minutes at West Virginia, 2/7.

- Provided a defensive spark with a career high three steals and blocked two shots in 15 minutes at Villanova, 1/29.
- Reached double figures in two consecutive games (St. John's and at Cincinnati).
- Finished with 11 points (4-10 FG) and hit 2-5 3-pointers in 17 minutes vs. St. John's, 1/27.
- Scored 10 points (4-5 FG) in 19 minutes at Cincinnati, 1/24.
- Made diving steal and assist at DePaul, 1/10.
- Scored seven points, hit 3-4 free throws and grabbed five rebounds vs. USF, 1/7.
- Finished with six points and five rebounds in 17 minutes vs. Florida A&M, 12/30.

- Scored a team-high and career-high 18 points (7-10 FG) and grabbed four rebounds in 19 minutes vs. Dayton, 12/23.
- Provided a spark off the bench with 10 points (5-11 FG) and added three assists in 22 minutes vs. Oklahoma State, 12/21.
- Scored 10 points (4-8 FG) in only 14 minutes vs. Duquesne, 12/6.
- Scored 10 points (4-7 FG) with four rebounds in 14 minutes vs. Florida State, 11/24.
- Hit two 3-pointers, scored six points vs. Massachusetts, 11/18.
- Grabbed five rebounds, dished out three assists in 23 minutes vs. Northeastern, 11/17.
- Scored 12 points (6-9 FG) in 21 minutes in Maggie Dixon Classic vs. Western Michigan, 11/12.

CAREER HIGHS

Points: 21, at West Virginia, 2/7/07.
 FG made: 10, at West Virginia, 2/7/07.
 FG attempts: 14, at West Virginia, 2/7/07.
 3FG Made: 2, two times- St. John's, 1/27/07; Massachusetts, 11/18/06.
 3FG attempts: 5, St. John's, 1/27/07.
 FT made: 5, two times- at South Carolina, 12/28/05; Rutgers, 1/18/06.
 FT attempts: 6, six times- last vs. Dayton, 12/23/06.
 Rebounds: 12, vs. Notre Dame, 1/4/06.
 Off. Rebs.: 6, at South Carolina, 12/28/05.
 Def. Rebs.: 9, vs. Notre Dame, 1/4/06.
 Assists: 3, two times- vs. Oklahoma State, 12/21/06; Northeastern, 11/18/06.
 Steals: 3, at Villanova 1/29/07.
 Blocks: 2, seven times- last at Villanova 1/29/07.
 Minutes: 32, vs. West Virginia, 3/9/06.

2006-07 SEASON HIGHS

Points: 21, at West Virginia, 2/7.
 Rebounds: 8, at Georgetown, 2/24.
 Assists: 3, two times- vs. Oklahoma State, 12/21; Northeastern, 11/17.
 Steals: 3, at Villanova 1/29.
 Blocks: 2, two times - at Villanova 1/29; vs. Western Michigan, 11/12.
 Minutes: 31, at West Virginia, 2/7.

CAREER NUMBERS

Double-Doubles:	2
Points-Rebounds:	2
Points-Assists:	0
20+ point games:	1
10+ point games:	23
10+ assist games:	0
10+ rebound games:	2
5+ rebound games:	21
5+ assist games:	0
30+ minute games:	3
40+ minute games:	0


SAM YOUNG'S CAREER STATISTICS

OVERALL STATISTICS

SEASON	TEAM	GP-GS	MIN	TOTAL			3-POINTERS			REBOUNDS				PF-FO	Δ	TO	BLK	ST	PTS-AVG					
				FG-FGA	PCT	PCT	FG-FGA	PCT	PCT	FT-FTA	PCT	OFF-DEF	TOT-AVG											
2005-06	Pitt	33-3	672	98	188	.521	4	21	.190	61	88	.693	59	85	144	44	45	0	28	50	20	22	261	7.9
2006-07	Pitt	30-2	481	76	162	.469	11	32	.344	22	37	.595	35	48	83	28	45	1	23	37	13	16	185	6.2
	Career	63-5	1153	174	350	.497	15	53	.283	83	125	.664	94	133	227	36	90	1	51	87	33	38	446	7.1

BIG EAST STATISTICS

SEASON	TEAM	GP-GS	MIN	TOTAL			3-POINTERS			REBOUNDS				PF-FO	Δ	TO	BLK	ST	PTS-AVG					
				FG-FGA	PCT	PCT	FG-FGA	PCT	PCT	FT-FTA	PCT	OFF-DEF	TOT-AVG											
2005-06	Pitt	16-0	322	43	91	.473	1	10	.100	36	54	.667	30	45	75	4.7	15	0	10	21	9	6	123	7.7
	Career	16-0	322	43	91	.473	1	10	.100	36	54	.667	30	45	75	4.7	15	0	10	21	9	6	123	7.7



31 • MIKE COOK

GUARD/FORWARD • 6-4 • 220 • JR • TR • PHILADELPHIA, PA./EAST CAROLINA/FRIENDS CENTRAL H.S.

CAREER

In three-year collegiate career at East Carolina and Pitt, has totaled 1,013 career points (11.9 ppg.) and 251 career assists (3.0 apg.) in 85 games.

2006-07

- Started all 30 games on year.
- Reached double figures in 16 of 30 games on year.
- Finished with 12 points, five assists, and three rebounds in 26 minutes vs West Virginia, 2/27.
- Surpassed the 1,000-career point mark and scored nine points at Georgetown, 2/24.
- Scored a game-high 15 points (6-11 FG) with four offensive rebounds in 31 minutes vs. Washington, 2/17.
- Registered 11 points (4-8 FG) and hit two 3-pointers in 23 minutes vs. Providence, 2/10.
- Scored nine points (4-5 FG) with four rebounds in 21 minutes at Cincinnati, 1/24.

- Finished with 11 points with four rebounds in 35 minutes vs. Marquette, 1/21.
- Scored a game and season-high 18 points (7-11 FG), dished out five assists and no turnovers and added four rebounds in 30 minutes vs. Georgetown, 1/13.
- Finished with 10 points, hit 6-8 free throws, grabbed six rebounds and dished out three assists at DePaul, 1/10.
- Scored nine points with three assists vs. USF, 1/7.
- Finished with eight points in 19 minutes at Syracuse, 1/4.
- Scored 16 points (6-10 FG) including 13 in the first half, hit a career-high tying three 3-pointers (3-3), grabbed four rebounds and dished out four assists in 26 minutes vs. Florida A&M, 12/30.
- Finished with nine points and four assists vs. Dayton, 12/23.
- Scored 17 points (9-11 FT) with seven rebounds, three assists and two steals in 42 minutes vs. Oklahoma State, 12/21.
- Scored 14 points (4-9 FG) and hit 5-8 free throws in 23 minutes at Wisconsin, 12/16.
- Finished with 12 points (8-10 FT) with five rebounds and four assists in 24 minutes at Buffalo, 12/9.
- Registered 11 points (5-13 FG) with five rebounds and six assists vs. Duquesne, 12/6.
- Scored nine points in only 12 minutes at Auburn, 12/3.
- Finished with 11 points (3-3 FG) and three assists vs. Robert Morris, 11/29.
- Scored 15 points (7-9 FG), dished out a season-high nine assists in 22 minutes vs. Florida State, 11/24.
- Scored 14 points (5-10 FG) with four assists vs. Massachusetts, 11/18.
- Finished with eight points and four rebounds vs. Northeastern, 11/17.
- Scored 13 points (5-8 FG) vs. Delaware State, 11/14.
- Finished with a season-high 17 points (7-11 FG) in Maggie Dixon Classic vs. Western Michigan, 11/12.

***CAREER HIGHS**

Points: 24, vs. South Carolina, 12/20/04.
 FG made: 10, at Charlotte, 1/8/05.
 FG attempts: 25, at Western Carolina, 12/7/04.
 3FG Made: 3, two times- Florida A&M, 12/30/06; vs. South Carolina, 12/20/04.
 3FG attempts: 9, at Western Carolina, 12/7/04.
 FT made: 10, vs. Pepperdine, 11/17/04.
 FT attempts: 14, vs. Pepperdine, 11/17/04.
 Rebounds: 9, vs. Belmont-Abbey, 11/28/04.
 Off. Rebs.: 5, at Cincinnati, 1/28/04.
 Def. Rebs.: 8, vs. Belmont-Abbey, 11/28/04.
 Assists: 12, vs. Belmont-Abbey, 11/28/04.
 Steals: 3, vs. Charlotte, 2/7/04.
 Blocks: 1, six times.
 Minutes: 43, vs. Marquette, 2/12/05.

2006-07 SEASON HIGHS

Points: 18, Georgetown, 1/13.
 Rebounds: 7, vs. Oklahoma State, 12/21.
 Assists: 9, Florida State, 11/24.
 Steals: 2, three times- Washington, 2/17; vs. Oklahoma State, 12/21; Massachusetts, 11/18.
 Blocks: None.
 Minutes: 42, vs. Oklahoma State, 12/21.

**Combining his career at East Carolina and Pitt.*

MIKE COOK'S CAREER STATISTICS

OVERALL STATISTICS

SEASON	TEAM	GP-GS	MIN	TOTAL			3-POINTERS			REBOUNDS				PF-FO	Δ	TO	BLK	ST	PTS-AVG					
				FG-FGA	PCT	PCT	FG-FGA	PCT	PCT	FT-FTA	PCT	OFF-DEF	TOT-AVG											
2003-04	East Carolina	27-14	700	106	252	.421	8	41	.195	62	95	.653	29	65	94	3.5	55	3	85	80	2	18	282	10.4
2004-05	East Carolina	28-25	925	157	424	.370	30	95	.316	77	106	.726	29	83	112	4.0	59	1	84	111	5	24	421	15.0
	Career*	55-39	1625	263	676	.389	38	136	.279	139	201	.692	58	148	206	3.8	114	4	169	191	7	42	703	12.8
2006-07	Pitt	30-30	753	112	220	.509	16	38	.421	70	103	.680	32	59	91	3.0	50	1	87	56	1	15	310	10.3

*at East Carolina

No. 4 PITT 86, WESTERN MICHIGAN 67

Nov. 12, 2006 • Maggie Dixon Classic • Christl Arena • West Point, N.Y.

The Maggie Dixon Classic was held in honor of the late Maggie Dixon, sister of Pitt head coach Jamie Dixon...Pitt and WMU played the first contest while the Army women's team faced Ohio State in the second contest...A presentation honoring Maggie and the Dixon family was held between the two games as championship banners were raised and title rings presented...Pitt shot 64.3 percent (18-28), hit 5-9 3-pointers and outrebounded WMU 22-12 in building a 47-22 halftime lead...Pitt led by as many as 31 points (74-43) with 7:44 left in the game...Pitt finished the game with 59.3 percent (35-59) shooting...Aaron Gray finished with his 19th career double-double and 30th career double figure scoring contest...Ronald Ramon hit a career-high tying five 3-pointers...Tyrell Biggs finished with a career-high 11 points on 5-5 FG...Mike Cook scored 13 first half points...Levance Fields registered a career-high nine assists...Three Pitt players off the bench reached double figures as Pitt's bench outscored WMU's 45-16...Pitt improved to 67-33 all-time in season openers...Pitt appeared for the first time ever on ESPN-U.

WESTERN MICHIGAN 67 (0-1)

Player	tot-fg		3-pt		rebounds			pf	tp	a	to	blk	s	min
	fg	fga	fg	fga	of	dc	tot							
DREWS, Derek-f	4	6	4	4	1	2	3	13	1	0	0	1	17	
HERSHBERGER, Andrew-f	2	5	0	1	4	4	0	8	0	0	1	0	23	
REITZ, Joe-c	4	10	0	0	1	4	5	2	8	1	4	0	24	
REDFELT, Michael-g	1	4	0	1	0	0	1	5	2	9	2	0	24	
GARY, Shawntae-g	4	6	1	1	3	0	1	1	10	0	1	1	23	
HESS, Dan	1	4	0	0	0	1	2	0	2	0	0	1	8	
FRACALOSI, Derek	2	8	1	2	3	4	1	8	1	1	0	1	20	
LAKU, Silver	2	4	1	2	0	2	2	5	0	0	0	0	16	
WORKMAN, Jon	2	6	2	5	0	0	0	1	1	0	6	1	10	
RICKS, Andre	1	2	1	2	0	0	0	1	1	1	3	0	4	
McLEMORE, Martelle	1	4	0	3	0	0	0	2	2	0	1	0	6	
CLOUTIER, Donald	0	2	0	2	0	0	0	1	0	1	1	0	3	
TEAM					4	3	7							
Totals.....	24	61	10	23	9	16	11	18	29	17	67	14	15	2

Percentages: FG%: 39.3%; 3FG%: 43.5%; FT%: 56.3%.

PITT 86 (1-0)

Player	tot-fg		3-pt		rebounds			pf	tp	a	to	blk	s	min	
	fg	fga	fg	fga	of	dc	tot								
KENDALL, Levon-f	1	2	0	1	0	0	0	7	7	0	2	1	3	0	25
GRAY, Aaron-c	5	9	0	0	0	3	10	13	2	10	2	2	2	1	24
FIELDS, Levance-g	0	1	0	1	3	3	0	3	3	2	3	9	2	0	22
GRAVES, Antonio-g	4	7	1	2	0	0	3	3	0	9	2	3	0	0	20
COOK, Mike-g	7	11	0	1	3	5	0	1	1	1	17	0	0	0	22
BENJAMIN, Keith	2	5	0	2	2	4	0	1	1	1	6	2	0	0	18
RAMON, Ronald	5	7	5	6	1	2	0	1	1	3	16	4	4	0	19
BIGGS, Tyrell	5	3	1	1	0	0	1	1	2	2	11	1	1	0	18
HUDSON, Doyle	0	0	0	0	0	0	0	0	0	0	0	0	0	0	7
YOUNG, Sam	6	9	0	0	0	0	0	1	1	2	12	2	2	1	21
RIZK, Geoff	0	1	0	0	0	0	0	0	0	0	0	0	0	0	2
POLEN, Maurice	0	2	0	0	0	0	2	0	2	0	0	0	0	0	2
TEAM					1	2	3								
Totals.....	35	59	7	14	9	14	7	30	37	15	86	23	17	4	5

Percentages: FG%: 59.3%; 3FG%: 50.0%; FT%: 64.3%.

Officials: Tom Lopes, James Breeding, Bernard Clinton; Technical fouls: None. Attendance: 1769.

Score by Periods

	1st	2nd	Total
Western Michigan	22	45	67
Pitt	47	39	86

3

No. 4 PITT 78, NORTHEASTERN 52

November 17, 2006 • Petersen Events Center • Pittsburgh, Pa.

Pitt outscored Northeastern 11-4 over the first half's final 4:55 to take a commanding 38-24 halftime lead...Pitt led by as many as 29 points in the contest...Aaron Gray registered his 20th career double-double and tied his career high for field goals made with 11...Pitt outscored Northeastern 38-8 in the paint.

NORTHEASTERN 52 (0-2)

Player	tot-fg		3-pt		rebounds			pf	tp	a	to	blk	s	min	
	fg	fga	fg	fga	of	dc	tot								
DAVIS, Bennet-f	4	13	2	4	2	2	2	3	5	0	12	2	1	2	0
JANNING, Matt-f	2	7	0	4	0	0	0	3	3	2	4	3	4	0	30
ADAKO, Manny-c	3	3	0	0	0	0	0	1	1	2	6	2	2	1	19
MARTINEZ, Adrian-g	2	10	0	7	2	3	0	0	3	6	5	2	0	0	28
KELLY, Bobby-g	2	7	1	3	0	0	0	1	1	5	0	2	0	0	36
POPOOLA, Dipo	0	1	0	0	0	0	0	0	0	0	0	0	0	0	1
SMITH, Matt	0	1	0	1	0	0	0	0	0	0	0	0	0	0	1
SPATES, Eugene	7	11	3	7	2	2	3	4	7	3	19	0	1	0	26
BATAILLE, Baptiste	0	3	0	0	0	0	0	1	1	0	0	0	0	0	4
WASHINGTON, Mark	0	1	0	0	0	0	0	2	2	1	0	2	0	1	22
TEAM					0	5	5								
Totals.....	20	57	6	26	6	7	5	20	25	12	52	14	13	4	1

Percentages: FG%: 35.1%; 3FG%: 23.1%; FT%: 85.7%.

PITT 78 (3-0)

Player	tot-fg		3-pt		rebounds			pf	tp	a	to	blk	s	min	
	fg	fga	fg	fga	of	dc	tot								
KENDALL, Levon-f	1	4	0	1	2	2	1	3	4	1	4	5	3	1	0
COOK, Mike-f	3	5	0	0	2	2	1	3	4	2	8	2	2	0	23
GRAY, Aaron-c	11	16	0	0	2	4	5	9	14	1	24	0	2	0	25
FIELDS, Levance-g	2	7	1	3	0	0	0	5	5	2	5	5	1	0	20
GRAVES, Antonio-g	6	10	3	4	0	0	2	2	0	15	3	0	0	1	22
BENJAMIN, Keith	4	8	1	2	2	2	1	2	3	0	11	0	0	0	3
RAMON, Ronald	0	1	0	1	3	4	0	2	2	4	3	3	2	1	0
BIGGS, Tyrell	1	3	0	1	0	0	0	2	2	1	2	1	0	0	14
HUDSON, Doyle	1	2	0	0	0	0	1	1	2	1	2	0	0	0	9
YOUNG, Sam	2	5	0	0	0	0	1	4	5	0	4	3	1	0	23
RIZK, Geoff	0	0	0	0	0	0	0	0	0	0	0	0	1	0	1
POLEN, Maurice	0	0	0	0	0	0	0	0	0	0	0	0	0	0	1
TEAM					1	0	1								
Totals.....	31	61	5	12	11	14	11	33	44	12	78	22	12	2	5

Percentages: FG%: 50.8%; 3FG%: 41.7%; FT%: 78.6%.

Officials: Mike Kitts (R), Brian O'Connell, Wally Rutecki; Technical Fouls: None. Attendance: 8691.

Score by Periods

	1st	2nd	Total
Northeastern	24	28	52
Pitt	38	40	78

2

No. 4 PITT 67, DELAWARE STATE 50

November 14, 2006 • Petersen Events Center • Pittsburgh, Pa.

Operating a slow and methodical ball-control offense, Delaware State held the score and tempo of the game down to a standstill...A 9-0 run gave Pitt a 23-11 lead with 7:28 left in the first half...An Aaron Gray layup, Ronald Ramon 3-pointer, Levon Kendall layup and Gray dunk gave Pitt the lead...The Panthers led by 10 or more points the entire second half and extended the lead to as many as 19 points (62-43) with 4:33 remaining...Pitt won its 13th consecutive non-conference game and 10th consecutive home opener dating back to Nov. 17, 1997...Pitt improved to 15-0 all-time vs. MEAC opponents...The contest marked Jamie Dixon's 100th as head coach at Pitt (78-22).

DELAWARE STATE 50 (1-1)

Player	tot-fg		3-pt		rebounds			pf	tp	a	to	blk	s	min	
	fg	fga	fg	fga	of	dc	tot								
FLEETWOOD, Aaron-f	4	15	2	8	0	0	1	6	7	4	10	2	1	2	36
BRIGHT, Roy-f	1	9	0	3	0	0	2	3	5	2	2	0	0	0	27
ROUNDTRIE, Troy-c	4	4	1	1	0	0	2	0	2	3	9	0	1	0	27
SHINE, Darrin-g	3	4	1	2	1	2	0	4	4	2	8	4	1	0	35
BLUNTT, Jahsha-g	3	12	2	9	2	3	0	2	2	2	10	0	2	0	31
BUSH, Elvon	0	2	0	0	0	0	1	1	2	1	0	1	0	0	15
MARTIN, Evan	0	0	0	0	0	0	0	0	0	0	0	0	0	0	1
D'AGOSTINO, Mark	1	1	1	1	0	0	0	0	0	0	2	3	0	0	7
BELL, Charlie	3	6	0	3	2	2	2	0	2	2	8	1	1	0	12
NEAL, Marcus	0	0	0	0	0	0	0	0	0	0	0	1	1	0	3
PEJCHAR, Florian	0	1	0	0	0	0	0	0	0	0	0	0	0	1	6
TEAM					3	2	5								
Totals.....	19	54	7	27	5	7	11	18	29	18	50	9	7	2	200

Percentages: FG%: 35.2%; 3FG%: 25.9%; FT%: 71.4%.

PITT 67 (2-0)

Player	tot-fg		3-pt		rebounds			pf	tp	a	to	blk	s	min	
	fg	fga	fg	fga	of	dc	tot								
KENDALL, Levon-f	3	5	0	1	4	4	1	5	6	2	10	1	0	1	30
COOK, Mike-f	5	8	1	1	2	3	0	0	0	0	13	1	1	0	22
GRAY, Aaron-c	7	12	0	0	3	5	4	4	8	1	17	3	4	1	28
FIELDS, Levance-g	1	3	1	3	0	0	0	5	5	0	3	8	2	0	26
GRAVES, Antonio-g	3	5	0												



5

No. 4 PITT 66, OAKLAND 55

November 19, 2006 • Petersen Events Center • Pittsburgh, Pa.

Pitt won its third Colonial Classic contest after battling back from a 10-point first half deficit...Aaron Gray earned Colonial Classic MVP honors after scoring 23 points and grabbing 13 rebounds, his third double-double of the season and 21st of his career...Gray scored 15 of his game-high 23 points in the second half...Fueled by a 10-0 run and two 3-pointers from Erik Kangas, Oakland built a 25-15 lead with 8:18 left in the first half...The Panthers trimmed the deficit to 33-29 at halftime...Pitt grabbed the lead for good on a 3-point play by Gray with 14:57 to go (41-39)...The Panthers used an 8-0 run to take a commanding 57-45 lead with 7:02 left...Pitt shot just 33.3 percent (8-24) in the first half and shot 65.2 percent (15-23) in the second half...Oakland was held to 24 percent (6-25) shooting in the second half...Pitt begins its seventh consecutive season with a 5-0 record...Antonio Graves earned All-Tournament honors.

OAKLAND 55 (3-2)

Player	tot-fg		3-pt		rebounds					pf	tp	a	to	blk	s	min
	fg	fga	fg	fga	of	dc	tot	of	dc							
SEVEROVAS, Vova-f	5	13	0	0	2	2	4	2	17	1	3	0	0	0	37	
HOPES, Shawn-c	2	9	0	0	6	6	0	2	2	3	10	0	0	0	24	
JONES, Johnathon-g	3	7	0	0	1	3	4	4	6	2	2	2	0	2	37	
BILLINGS, Rick-g	3	8	0	0	1	2	3	2	7	5	0	0	1	29		
KANGAS, Erik-g	4	7	3	5	0	0	2	0	11	1	0	0	1	34		
NELSON, Derek	1	6	0	2	0	2	2	2	2	0	0	0	0	17		
MacKENZIE, Keith	0	0	0	0	0	1	1	0	0	0	0	0	0	3		
LAWAL, Shane	0	1	0	0	0	0	0	1	0	0	0	0	0	3		
McCLOSKEY, Patrick	1	1	0	0	0	3	1	4	2	0	1	0	1	16		
TEAM						2	2									
Totals.....	19	52	3	9	14	16	11	13	24	18	55	9	8	0	6	

Percentages: FG%: 36.5%; 3FG%: 33.3%; FT%: 87.5%.

PITT 66 (5-0)

Player	tot-fg		3-pt		rebounds					pf	tp	a	to	blk	s	min
	fg	fga	fg	fga	of	dc	tot	of	dc							
KENDALL, Levon-f	2	4	0	1	7	7	3	6	9	3	11	2	0	1	0	29
COOK, Mike-f	2	2	1	1	1	2	0	1	1	0	6	0	4	0	18	
GRAY, Aaron-c	10	14	0	0	3	4	3	10	13	2	23	1	2	1	0	34
FIELDS, LeVance-g	2	7	1	4	0	0	0	0	1	5	6	4	0	0	30	
GRAVES, Antonio-g	1	5	0	1	1	2	0	2	2	1	3	4	1	0	30	
BENJAMIN, Keith	3	5	2	2	0	0	0	0	0	1	8	0	1	0	11	
RAMON, Ronald	1	4	1	2	2	2	0	0	2	5	2	3	0	0	25	
BIGGS, Tyrell	1	3	0	1	0	0	2	3	5	3	2	0	0	0	12	
YOUNG, Sam	1	3	0	0	1	1	3	0	3	2	3	0	2	0	11	
TEAM						2	1	3								
Totals.....	23	47	5	12	15	18	13	23	36	15	66	15	17	2	0	

Percentages: FG%: 48.9%; 3FG%: 41.7%; FT%: 83.3%.

Officials: Pat Driscoll (R), Mike Roberts, Gary Prager; Technical fouls: None. Attendance: 9442.

Score by Periods

1st	2nd	Total	
Oakland	33	22	55
Pitt	29	37	66

7

No. 2 PITT 67, ROBERT MORRIS 53

November 29, 2006 • Petersen Events Center • Pittsburgh, Pa.

Pitt outscored Robert Morris 20-9 over the game's final nine minutes to register the win...RMU grabbed a 42-41 lead with 13 minutes left, but Pitt's Aaron Gray scored seven points over the game's next three minutes to put Pitt back on top...Pitt built a 12-point first half lead, but RMU cut the margin to five points (35-30) at halftime as it outscored the Panthers 9-2 over the first half's final 2:44...Pitt began its season at 7-0 for the fifth consecutive year...Pitt's 11.8 percent 3-point shooting (2-17) was its lowest mark since it hit 10.0 percent at Connecticut (2-20) on January 31, 2006...Aaron Gray registered his fourth double-double of the season and 22nd of his career with 21 points and 15 rebounds...Pitt improved to 26-0 all-time vs. Robert Morris and 64-0 all-time vs. Northeast Conference opponents...Pitt won its 70th game at the Petersen Events Center.

ROBERT MORRIS 53 (4-1)

Player	tot-fg		3-pt		rebounds					pf	tp	a	to	blk	s	min
	fg	fga	fg	fga	of	dc	tot	of	dc							
JACKSON, A.J.-f	2	13	0	6	2	2	1	4	5	4	6	0	1	0	1	36
HARRIS, Freddie-c	0	0	0	0	0	0	0	0	0	2	0	0	0	0	0	3
COLEMAN, Derek-g	4	10	3	5	1	2	1	1	2	3	12	3	2	0	1	31
CHAPPELL, Jeremy-g	4	9	2	4	0	0	0	3	3	3	10	0	0	0	1	39
LEE, Tony-g	5	8	0	1	0	0	1	6	7	1	10	3	4	0	1	35
NWIGWE, Mezie	0	2	0	0	0	0	1	2	3	3	0	0	1	0	5	
EHIRIM, Ifeanyi	3	3	0	0	1	1	1	1	2	3	7	2	2	1	0	25
LANGHURST, Jimmy	1	3	1	2	0	0	0	0	0	0	3	2	0	0	0	9
BRIGHT, Kelvin	0	0	0	0	0	0	0	0	0	0	0	0	0	0	1	
GREEN, Dallas	0	0	0	0	0	0	0	0	0	0	0	0	0	0	1	
SENAT, Colson	1	6	1	6	2	2	1	2	3	5	2	1	0	1	15	
TEAM						1	1									
Totals.....	20	54	7	24	6	7	6	20	26	21	53	12	12	2	4	

Percentages: FG%: 37.0%; 3FG%: 29.2%; FT%: 85.7%.

PITT 67 (7-0)

Player	tot-fg		3-pt		rebounds					pf	tp	a	to	blk	s	min	
	fg	fga	fg	fga	of	dc	tot	of	dc								
KENDALL, Levon-f	4	8	0	1	2	3	4	4	3	7	3	10	0	0	1	0	30
COOK, Mike-f	3	3	0	0	5	9	0	0	0	3	11	3	2	0	0	23	
GRAY, Aaron-c	10	13	0	0	1	2	1	14	15	2	21	1	0	3	0	31	
FIELDS, LeVance-g	3	8	0	3	2	2	0	2	2	0	8	6	1	0	1	28	
GRAVES, Antonio-g	1	6	0	4	1	2	1	1	2	2	3	3	2	0	0	27	
BENJAMIN, Keith	3	6	0	2	0	0	0	0	0	0	6	1	0	0	0	12	
RAMON, Ronald	2	7	2	7	0	0	1	2	3	3	6	3	2	1	2	26	
BIGGS, Tyrell	1	2	0	0	0	0	1	0	1	1	2	1	0	1	1	16	
HUDSON, Doyle	0	0	0	0	0	0	0	0	0	0	0	0	0	0	0	1	
YOUNG, Sam	0	0	0	0	0	0	0	1	1	0	0	0	2	0	1	6	
TEAM						1	4	5									
Totals.....	27	53	2	17	11	18	9	27	36	14	67	18	9	6	5		

Percentages: FG%: 50.9%; 3FG%: 11.8%; FT%: 61.1%.

Officials: Glenn Mayborg (R), J.D. Collins, Bill Laubenstein; Technical fouls: None. Attendance: 11131.

Score by Periods

1st	2nd	Total	
Robert Morris	30	23	53
Pitt	35	32	67

6

No. 3 PITT 88, FLORIDA STATE 66

November 24, 2006 • Petersen Events Center • Pittsburgh, Pa.

Pitt outscored FSU 20-5 over the first half's final 7:39 to take a 50-30 halftime lead...Included in its 20-5 rally was a 13-0 run...Pitt shot 67.9 percent (19-28), hit 6-11 3-pointers and assisted on 17 of 19 field goals in the first half...Antonio Graves (10 points), Ronald Ramon (9 points/3 3FG) and Mike Cook (7 points, 6 assists) fueled the Panthers in the first half...Pitt pushed its lead to as many as 36 points (73-37) with 11:34 to go in the game...Pitt was presented the First Commonwealth Colonial Athletic Association Basketball Classic trophy following the game...Pitt began its season at 6-0 for the fifth consecutive game...Tyrell Biggs matched his career-high with 11 points...Pitt assisted on 28 of 35 field goals (80 percent) in the game...Gilbert Brown saw his first game action of the year.

FLORIDA STATE 66 (4-1)

Player	tot-fg		3-pt		rebounds					pf	tp	a	to	blk	s	min
	fg	fga	fg	fga	of	dc	tot	of	dc							
THORNTON, Al-f	6	10	0	1	4	5	4	0	4	4	16	0	3	0	0	25
EGHEFU, Uche-c	3	7	3	5	4	4	1	4	5	1	13	0	0	0	0	22
SWANN, Isaiiah-g	3	6	1	3	0	0	0	0	0	0	3	7	3	1	2	25
DOUGLAS, Toney-g	8	13	5	6	2	2	2	3	5	1	23	2	3	0	1	33
RICH, Jason-g	1	7	0	1	0	0	0	1	1	1	2	1	2	0	1	27
MIMS, Ralph	0	0	0	1	2	0	0	0	0	0	1	1	2	0	1	20
ALLEN, Jerel	0	3	0	2	0	0	0	0	0	0	1	0	0	4	0	22
BREEDEN, Casaan	0	1	0	1	2	2	0	0	0	1	2	0	0	1	1	8
REID, Ryan	1	2	0	0	0	1	1	1	2	1	2	0	0	1	0	18
TEAM						1	2	3								
Totals.....	22	49	9	19	13	16	9	11	20	13	66	7	16	3	7	

Percentages: FG%: 44.9%; 3FG%: 47.4%; FT%: 81.3%.

PITT 88 (6-0)

Player	tot-fg		3-pt		rebounds					pf	tp	a	to	blk	s	min
	fg	fga	fg	fga	of	dc	tot	of	dc							
KENDALL, Levon-f	0	1	0	0	0	0	2	0	2	4	0	1	0	1	1	20
GRAVES, Antonio-f	7	14	3	4	0	0	1	2	3	1	17	3	1	0	1	21
GRAY, Aaron-c	3	3	0	0	3	4	2	3	5	2	9	2	0	1	2	25
FIELDS, LeVance-g	2	3	1	1	1	1	0	0	0	0	6	5	0	0	0	25
COOK, Mike-g	7	9	1	3	0	0	0	2	2	1	15	9	2	0	0	22
BENJAMIN, Keith	2	5	0	2	2	3	0	1	1	1	6	0	2	0	0	16
RAMON, Ronald	4	5	4	5	0	0	0	1	1	0	12	5	5	0	0	19
BIGGS, Tyrell	5	6	0	1	1	2	1	3	4	3	11	2	1	0	2	20
BROWN, Gilbert	0	1	0	0	0	0										

9

No. 2 PITT 73, DUQUESNE 56

December 3, 2006 • Petersen Events Center • Pittsburgh, Pa.

Using a 7-0 run fueled by an Aaron Gray layup and five points from Mike Cook, Pitt grabbed an early 15-5 lead after the game's first four minutes...Pitt led by as many as 20 points in the first half...Duquesne cut the deficit to 10 points in the second half on two Robert Mitchell free throws but could not get closer...Pitt committed just one turnover in the first half...Pitt shot a season-low 45.2 percent from the floor...Pitt defeated Duquesne for the sixth straight game and captured its 25th win in the last 28 meetings...Pitt also improved to 44-31 in its all-time series against DU...The two schools were meeting for the 75th time...Pitt won its 20th consecutive game against a non-conference opponent...Pitt began its season at 9-0 for the fifth consecutive year...Gray registered his third consecutive double-double and sixth in nine games on year...Jamie Dixon improved to 25-0 in December games and 44-1 all-time vs. non-conference opponents.

DUQUESNE 56 (2-5)

Player	tot-fg		3-pt		rebounds				pf	tp	a	to	blk	s	min	
	fg	fga	fg	fga	of	dc	tot									
MITCHELL, Robert-f	3	11	0	3	7	8	2	0	2	2	13	2	2	0	4	24
GROTE, Scott-f	3	9	1	5	0	0	1	4	5	2	7	3	4	0	1	29
JACKSON, Aaron-g	2	8	1	5	2	2	3	2	5	2	7	2	1	0	2	32
TUCKER, Gary-g	3	4	0	1	1	3	0	3	3	0	7	1	0	0	0	26
WOOD, Stephen-g	5	5	2	2	0	2	0	1	1	1	12	2	1	0	1	22
ACHARA, Kieron	2	4	0	1	0	0	0	4	4	5	4	1	4	1	0	18
JACKSON, Reggie	0	3	0	0	0	0	0	0	3	3	1	0	2	3	0	22
FAYNE, Phillip	1	1	1	1	0	1	0	2	2	0	3	2	0	0	0	10
THIERO, Almany	1	7	1	3	0	0	2	2	4	3	3	0	0	0	1	17
TEAM							1	2	3							
Totals.....	20	52	6	21	10	16	9	23	32	16	56	15	16	1	9	200

Percentages: FG%: 38.5%; 3FG%: 28.6%; FT%: 62.5%.

PITT 73 (9-0)

Player	tot-fg		3-pt		rebounds				pf	tp	a	to	blk	s	min	
	fg	fga	fg	fga	of	dc	tot									
KENDALL, Levon-f	2	5	1	1	2	2	6	2	8	1	7	2	0	1	3	28
COOK, Mike-f	5	13	0	4	1	1	2	3	5	0	11	6	3	0	0	26
GRAY, Aaron-c	6	13	0	0	3	5	5	7	12	2	15	3	2	1	1	26
FIELDS, Levanec-g	3	5	2	4	0	0	2	2	1	1	8	2	1	0	1	25
GRAVES, Antonio-g	3	7	1	3	0	0	0	1	1	1	7	4	1	1	1	24
BENJAMIN, Keith	0	1	0	0	0	0	0	0	1	0	2	0	0	0	0	10
RAMON, Ronald	1	6	1	6	2	0	0	5	5	2	5	3	2	0	0	23
BIGGS, Tyrell	4	4	0	0	2	2	4	10	0	0	10	0	0	2	0	20
BROWN, Gilbert	0	0	0	0	0	0	0	1	1	0	0	0	0	0	0	3
HUDSON, Doyle	0	0	0	0	0	0	0	0	0	0	0	0	0	0	0	1
YOUNG, Sam	4	8	1	2	1	2	1	1	2	3	10	1	0	1	1	14
TEAM							0	1	1							
Totals.....	28	62	6	20	11	14	14	25	39	15	73	21	11	6	7	200

Percentages: FG%: 45.2%; 3FG%: 30.0%; FT%: 78.6%.

Officials: Pat Driscoll (R), Jeff Clark, Ray Perone; Technical fouls: None. Attendance: 11237.

Score by Periods	1st	2nd	Total
Duquesne	28	28	56
Pitt	42	31	73

11

No. 7 WISCONSIN 89, No. 2 PITT 75

December 16, 2006 • Kohl Center • Madison, Wis.

Wisconsin outscored Pitt 13-5 over a two-minute first half span to take a commanding 10-point lead into halftime (47-37)...In the first half, Wisconsin hit 54.8 percent of its shots, outrebounded Pitt 19-11, while Brian Butch and Alando Tucker each scored 20 points and combined for 14-18 shooting...Wisconsin led by as many as 18 points in the second half...UW hit 23 of 33 free throw attempts in the second half...Pitt's 21-game win streak against non-conference teams and 10-game win streak against Big Ten opponents both came to an end...Pitt dropped to 45-2 in non-conference games and 26-1 in December games under Jamie Dixon.

PITT 75 (10-1)

Player	tot-fg		3-pt		rebounds				pf	tp	a	to	blk	s	min	
	fg	fga	fg	fga	of	dc	tot									
KENDALL, Levon-f	1	2	0	1	1	2	0	3	3	4	3	2	0	0	1	23
COOK, Mike-f	4	9	1	1	5	8	2	1	3	3	14	1	0	0	1	23
GRAY, Aaron-c	5	10	0	0	7	9	3	5	8	3	17	2	4	1	1	32
FIELDS, Levanec-g	3	6	0	2	4	4	0	0	0	4	10	4	1	0	0	24
GRAVES, Antonio-g	4	9	1	3	2	5	1	2	3	3	11	0	2	1	0	30
BENJAMIN, Keith	1	2	0	0	0	0	1	2	3	1	2	0	0	0	0	12
RAMON, Ronald	6	14	4	10	0	0	0	1	1	3	16	2	3	0	0	26
BIGGS, Tyrell	1	6	0	1	0	2	1	1	2	4	2	0	0	0	0	15
YOUNG, Sam	0	1	0	0	0	0	1	3	4	3	0	1	0	0	1	15
TEAM							4	0	4							
Totals.....	25	59	6	18	19	30	13	18	31	28	75	12	10	2	4	200

Percentages: FG%: 42.4%; 3FG%: 33.3%; FT%: 63.3%.

WISCONSIN 89 (11-1)

Player	tot-fg		3-pt		rebounds				pf	tp	a	to	blk	s	min	
	fg	fga	fg	fga	of	dc	tot									
BUTCH, Brian-f	8	11	2	3	9	12	4	7	11	2	27	3	0	0	0	29
TUCKER, Alando-f	10	17	3	5	9	14	1	9	10	2	32	1	2	0	1	37
CHAPPELL, Jason-c	2	3	0	0	2	2	1	0	1	4	6	3	0	0	1	15
FLOWERS, Michael-g	0	2	0	0	0	2	3	2	5	3	0	2	0	1	0	31
TAYLOR, Kamron-g	4	12	2	6	4	4	2	2	4	2	14	2	3	1	0	36
LANDRY, Marcus	1	3	1	1	0	0	0	3	3	2	3	1	1	2	0	18
PERRY, Mickey	0	0	0	0	0	0	0	0	0	0	0	0	0	0	0	0+
HUGHES, Trevon	0	2	0	1	0	0	0	1	1	1	0	0	0	0	0	4
BOHANNON, Jason	0	0	0	0	2	2	0	0	0	0	2	0	0	0	0	4
BRONSON, Tanner	0	0	0	0	0	0	0	0	0	0	0	0	0	1	0+	
CAIN, Morris	0	1	0	0	0	0	0	0	0	0	0	0	0	0	0+	
STIEMSMAN, Greg	0	2	0	0	0	0	0	0	0	1	0	1	2	0	1	9
GULLIKSON, Kevin	0	0	0	0	0	0	0	0	0	0	0	0	0	0	0	0+
KRABENHOFF, Joe	0	1	0	0	5	8	3	0	3	4	5	1	0	0	0	17
TEAM							0	3	3							
Totals.....	25	54	8	16	31	44	14	27	41	21	89	14	8	4	4	200

Percentages: FG%: 46.3%; 3FG%: 50.0%; FT%: 70.5%.

Officials: Ted Hillary, Curtis Shaw, John Higgins; Technical fouls: None; Attendance: 17190.

Score by Periods	1st	2nd	Total
Pitt	37	38	75
Wisconsin	47	42	89

10

No. 2 PITT 70, BUFFALO 67

December 9, 2006 • Alumni Arena • Buffalo, N.Y.

Pitt trailed the majority of the game and finally took the lead for the first time, 59-58, on Levanec Fields' steal and layup with 5:18 to go...Two Levon Kendall free throws gave Pitt the lead for good with 4:29 left in the game (61-60)...Trailing 53-43 with 14:09 remaining, Pitt went on a 9-0...The run was sparked by a 3-pointer and layup by Keith Benjamin and a driving basket and two free throws from Antonio Graves...Pitt converted 6-7 free throws in the final five minutes...The Panthers outscored Buffalo 25-12 over the game's final 12:16...Buffalo shot 57 percent and committed just one turnover in the first half as it built a seven-point halftime lead (42-35)...The Bulls were held to 33 percent shooting (10-30) in the second half...Aaron Gray registered his fourth consecutive double-double, and seventh of the year...Pitt won its 10th non-conference game for a sixth consecutive season...Pitt trailed by its largest deficit of the season (11 points) in the first half...Pitt improved to 7-1 vs. Buffalo...Pitt won its 21st consecutive non-conference game...The sellout crowd of 6,350 was the third largest in Alumni Arena history...Students camped out the evening before the game.

PITT 70 (10-0)

Player	tot-fg		3-pt		rebounds				pf	tp	a	to	blk	s	min	
	fg	fga	fg	fga	of	dc	tot									
KENDALL, Levon-f	2	6	0	1	8	10	4	2	6	4	6	4	1	2	2	32
COOK, Mike-f	2	6	0	1	8	10	2	3	5	1	12	4	2	0	0	24
GRAY, Aaron-c	8	13	0	0	3	7	5	6	11	3	19	2	1	0	0	32
FIELDS, Levanec-g	5	7	1	3	0	0	0	5	5	1	11	5	2	0	2	34
GRAVES, Antonio-g	4	6	1	1	2	2	0	2	2	0	11	1	0	0	1	31
BENJAMIN, Keith	2	3	1	2	0	0	0	0	0	1	5	0	0	0	0	10
RAMON, Ronald	1	6	1	4	0	0	0	1	1	0	3	0	2	0	1	18
BIGGS, Tyrell	1	2	0	0	0	0	0	1	1	0	2	0	0	0	1	16
YOUNG, Sam	0	0	0	0	1	2	1	0	1	0	1	0	0	0	0	3
TEAM							0	1	1							
Totals.....	25	50	4	11	16	23	12	21	33	10	70	16	8	2	7	200

Percentages: FG%: 50.0%; 3FG%: 36.4%; FT%: 69.6%.

BUFFALO 67 (6-4)

Player	tot-fg		3-pt		rebounds				pf	tp	a	to	blk	s	min	
	fg	fga	fg	fga	of	dc	tot									
SMITH, Parnell-f	6	11	0	1	3	5	4	4	8	1	15	2	2	0	0	31
GAMBLE, Greg-f	3	7	0	0	0	0	2	1	3	2	6	2	1	0	0	37
IDBIHL, Yassin-c	8	22	1	10	1	1	3	7	10	3	18	4	4	0		

13

No. 7 PITT 84, DAYTON 54

December 23, 2006 • Petersen Events Center • Pittsburgh, Pa.

Pitt outscored Dayton 11-2 over a four-minute span to take a 27-18 lead with 7:40 to go in the first half...Pitt pushed its lead to 17 point and led 41-26 at halftime...The Panthers led by 20 or more points throughout the second half and its final score was its largest lead of the game...Sam Young scored a career-high 18 points for Pitt...Levance Fields registered his fourth straight double figure scoring game...Pitt shot over 50 percent from the floor for the eighth time in 13 games on the year...Pitt's bench outscored Dayton 43-6...Pitt grabbed a season-high 17 offensive rebounds and outrebounded Dayton 45-22...Pitt improved to 8-0 at home on the year and 45-1 vs. non-conference opponents in the Petersen Events Center.

DAYTON 54 (10-2)

Player	tot-fg		3-pt		rebounds					pf	tp	a	to	blk	s	min
	fg	fga	fg	fga	of	dc	tot	pf	tp							
SCOTT, Monty-f	3	7	0	0	0	2	2	1	6	1	2	0	0	28		
LITTLE, Charles-f	2	7	0	0	1	1	2	2	4	0	2	1	0	22		
HUELSMAN, Kurt-c	2	4	0	0	4	1	2	3	2	8	2	1	1	20		
ROBERTS, Brian-g	6	14	4	7	5	6	0	0	1	21	1	1	0	36		
JOHNSON, Marcus-g	2	5	1	2	4	6	1	1	2	4	9	0	1	23		
SANDOVAL, Andres	0	4	0	2	2	2	0	2	3	2	2	2	0	17		
STAFFORD, Nick	0	1	0	0	0	0	1	1	0	0	2	0	0	3		
WARREN, London	1	3	0	0	0	2	0	0	3	2	1	0	0	15		
ADEDEJI, Desmond	0	1	0	0	0	0	0	0	0	0	0	0	2	4		
PLUMMER, Norman	1	3	0	0	0	1	2	3	0	2	0	1	0	16		
HOGAN, Matt	0	1	0	1	0	0	0	0	0	0	0	0	0	1		
BINNIE, Jimmy	0	1	0	1	0	0	1	1	1	0	0	0	0	15		
TEAM					3	3	6									
Totals.....	17	51	5	15	15	21	7	15	22	17	54	7	12	5	4	200

Percentages: FG%: 33.3%; 3FG%: 33.3%; FT%: 71.4%.

PITT 84 (11-2)

Player	tot-fg		3-pt		rebounds					pf	tp	a	to	blk	s	min
	fg	fga	fg	fga	of	dc	tot	pf	tp							
KENDALL, Levon-f	2	3	0	0	0	0	7	7	4	4	0	1	0	0	26	
GRAY, Aaron-c	2	7	0	0	1	2	8	7	15	3	5	3	1	2	23	
FIELDS, Levance-g	7	8	2	2	0	2	0	3	3	0	16	4	2	0	25	
GRAVES, Antonio-g	3	7	0	2	1	2	1	2	2	7	3	0	0	0	24	
COOK, Mike-g	4	7	0	1	1	1	1	2	3	0	9	4	3	0	24	
BENJAMIN, Keith	1	3	0	2	1	2	3	2	3	1	2	0	0	12		
RAMON, Ronald	3	5	2	3	0	0	0	0	4	8	4	1	0	1	21	
BIGGS, Tyrell	3	4	0	0	2	2	0	2	0	8	2	1	0	1	16	
BROWN, Gilbert	1	3	0	1	0	0	0	0	0	2	1	0	0	0	4	
HUDSON, Doyle	1	1	0	0	0	1	0	1	2	2	0	1	0	0	4	
YOUNG, Sam	7	10	1	2	3	6	2	2	4	1	18	2	2	0	19	
RIZK, Geoff	0	3	0	1	0	0	0	0	1	0	0	0	0	1		
POLEN, Maurice	1	1	0	0	0	0	1	2	3	0	2	0	1	1		
TEAM					2	0	2									
Totals.....	35	62	5	14	9	17	17	28	45	19	84	24	15	3	5	200

Percentages: FG%: 56.5%; 3FG%: 35.7%; FT%: 52.9%.

Officials: Ed Corbett (R), Tom Lopes, Jamie Luckie; Technical Fouls: None; Attendance: 12508.

Score by Periods	1st	2nd	Total
Dayton	26	28	54
Pitt	41	43	84

15

No. 10 PITT 74, SYRACUSE 66

January 4, 2007 • Carrier Dome • Syracuse, N.Y.

Using an Aaron Gray layup, Antonio Graves 3-pointer and Levance Fields layup, Pitt scored the second half's first six points in building a six point lead (40-34)...SU battled back to tie the game at 40-40 with a run of its own...But the Panthers outscored Syracuse 13-2 over the game's next four minutes to take a commanding 53-42 lead...Syracuse cut the margin to as few as two points (60-58) with 6:26 to go on an Andy Rautins jumper, but that was as close as the Orange came...A Graves 3-pointer, Mike Cook layup and Ronald Ramon 3-pointer gave Pitt a 70-64 lead with 54 seconds to go...Pitt converted 6-8 free throw attempts in the final 54 seconds to secure the win...Levance Fields set career-highs for points (24), field goals made (9), field goal attempts (15) and steals (4)...Fields, who scored 16 points in the second half, registered his sixth straight double figure scoring game...Pitt defeated Syracuse for the ninth time in 12 meetings...Pitt also won at Syracuse for the third time in its last four games.

PITT 74 (13-2, 1-0 Big East)

Player	tot-fg		3-pt		rebounds					pf	tp	a	to	blk	s	min
	fg	fga	fg	fga	of	dc	tot	pf	tp							
KENDALL, Levon-f	1	3	0	0	0	0	0	4	4	1	2	0	1	0	2	23
COOK, Mike-f	4	10	0	2	0	1	2	1	3	1	8	2	0	0	0	19
GRAY, Aaron-c	4	9	0	0	1	2	1	8	9	0	9	1	0	2	0	32
FIELDS, Levance-g	9	15	3	7	3	4	2	2	4	0	24	5	4	0	4	34
GRAVES, Antonio-g	3	8	3	6	0	0	1	1	2	9	5	3	0	0	0	32
BENJAMIN, Keith	2	3	2	2	0	0	0	2	2	0	6	1	0	0	0	13
RAMON, Ronald	4	8	1	5	3	4	1	0	1	1	12	3	1	0	1	22
BIGGS, Tyrell	1	1	0	0	0	2	0	2	1	2	1	1	0	0	0	8
YOUNG, Sam	0	1	0	0	2	4	1	0	1	1	2	1	1	0	1	17
TEAM					5	3	8									
Totals.....	28	58	9	22	9	17	12	23	35	7	74	19	11	2	8	200

Percentages: FG%: 48.3%; 3FG%: 40.9%; FT%: 52.9%.

SYRACUSE 66 (11-4, 0-1 Big East)

Player	tot-fg		3-pt		rebounds					pf	tp	a	to	blk	s	min
	fg	fga	fg	fga	of	dc	tot	pf	tp							
ROBERTS, Terrence-f	3	4	0	0	0	0	1	1	2	5	6	0	2	0	0	22
NICHOLS, Demetrius-f	4	15	1	5	2	2	2	3	5	1	11	3	3	0	3	38
WATKINS, Darryl-c	4	8	0	0	3	4	4	4	8	1	11	2	1	2	1	40
RAUTINS, Andy-g	3	7	2	6	0	0	0	1	1	1	8	1	0	0	1	22
WRIGHT, Josh-g	2	6	1	3	2	2	0	1	1	0	7	2	2	0	1	26
HARRIS, Paul	3	7	0	1	0	0	2	7	9	3	6	1	0	0	2	23
DEVENDORF, Eric	7	13	1	4	2	2	0	2	2	4	17	4	3	1	2	29
TEAM					3	4	7									
Totals.....	26	60	5	19	9	10	12	23	35	15	66	13	11	3	10	200

Percentages: FG%: 43.3%; 3FG%: 26.3%; FT%: 90.0%.

Officials: John Cahill, Karl Hess, J.D. Collins; Technical fouls: None; Attendance: 21045.

Score by Periods	1st	2nd	Total
Pitt	35	41	74
Syracuse	34	32	66

14

No. 10 PITT 77, FLORIDA A&M 51

December 30, 2006 • Petersen Events Center • Pittsburgh, Pa.

Mike Cook scored 13 first half points in helping Pitt take a 37-26 halftime lead...Pitt extended its lead to 22 points by scoring the second half's first 11 points in taking a 48-26 lead with 15:18 left in the game...Pitt led by as many as 28 points in the second half...The Panthers hit a season-high 13 3-point field goals including 7-16 in the first half alone...Pitt's 31 3-point attempts set a Petersen Events Center team record...Pitt improved to 16-0 all-time vs. MEAC opponents...Pitt won its ninth consecutive home game and 18th consecutive home game against a non-conference opponent.

FLORIDA A&M 51 (6-7)

Player	tot-fg		3-pt		rebounds					pf	tp	a	to	blk	s	min
	fg	fga	fg	fga	of	dc	tot	pf	tp							
GLOVER, Darius-f	4	12	0	0	2	4	3	2	5	4	10	0	1	0	0	27
SANDERS, Rome-c	6	14	0	0	4	4	4	2	6	2	16	3	0	0	0	34
MAUL, Ernest-g	1	2	1	2	0	0	0	5	5	1	3	2	1	0	1	21
ROBINSON, Leslie-g	0	6	0	5	0	0	0	2	2	1	0	1	0	0	0	25
GREENE, Brian-g	2	10	1	2	0	0	0	4	1	5	1	5	1	2	1	19
MASON, Jon	0	4	0	1	0	0	0	1	1	1	1	0	1	0	0	17
TWIFTY, Lamar	2	5	0	0	1	2	2	2	4	0	5	1	3	0	1	17
SANTAGO, Marcus	0	0	0	0	0	0	0	0	0	0	0	0	0	0	0	04
BALLARD, Joe	0	3	0	2	0	0	0	0	3	3	0	3	1	0	0	21
WILLIAMS, John	0	0	0	0	0	0	0	0	0	0	0	0	0	0	0	0
ADKINS, Akini	4	4	1	1	3	4	0	3	3	2	12	1	3	1	0	19
TEAM					0	3	3									
Totals.....	19	60	3	13	10	14	13	24	37	15	51	13	12	3	2	200

Percentages: FG%: 31.7%; 3FG%: 23.1%; FT%: 71.4%.

PITT 77 (12-2)

Player	tot-fg		3-pt		rebounds					pf	tp	a	to	blk	s	min
	fg	fga	fg	fga	of	dc	tot	pf	tp							
KENDALL, Levon-f	1	5	0	0	2	2	1	2	3	3	6	3	0	0	1	20
COOK, Mike-f	6	10	3	3	1	2	0	4	4	2	16	4	1	0	1	26
GRAY, Aaron-c	2	3	0	0	1	2	4	7	11	1	5	2	1	4	0	25
FIELDS, Levance-g	3	8	3	7	1	2	1	5	6	1	10	5	2	0	1	24
GRAVES, Antonio-g																

17

No. 7 PITT 59, DePAUL 49

January 10, 2007 • Allstate Arena • Rosemont, Ill.

From the opening tipoff, Pitt led the entire game...A diving steal by Sam Young led to a Keith Benjamin dunk as the Panthers entered halftime with a 10-point lead (28-18)...Pitt led by as many as 14 points in the second half but DePaul trimmed the lead to as few as seven points (48-41 with 3:43 left)...Pitt countered with a 6-0 run which included two free throws each from Aaron Gray and Mike Cook and a Levance Fields layup to push the lead back to 13 points...Pitt limited DePaul to 18 first half points, the lowest scoring output in a half by a Pitt opponent on the season...Pitt held back-to-back Big East opponents to 50 points or less for the first time in school history (it held USF to 48 points the previous game)...Pitt began its Big East regular season at 3-0 for the fifth time in the last six years.

PITT 59 (15-2, 3-0 Big East)

Player	tot-fg		3-pt		rebounds				pf	tp	a	to	blk	s	min	
	fg	fga	fg	fga	of	dc	tot									
KENDALL, Levon-f	3	6	0	1	0	0	2	2	4	1	6	2	2	0	2	30
COOK, Mike-f	2	6	0	0	6	8	0	6	6	2	10	3	1	0	1	28
GRAY, Aaron-c	8	15	0	0	2	2	1	6	7	1	18	0	1	1	0	28
FIELDS, Levance-g	3	7	0	3	2	2	1	6	7	0	8	7	2	0	3	30
GRAVES, Antonio-g	4	10	2	2	0	0	1	1	2	1	10	0	0	0	1	32
BENJAMIN, Keith	1	1	0	0	0	2	1	1	2	1	2	1	1	0	1	10
RAMON, Ronald	1	3	1	2	0	0	0	1	1	1	3	0	2	0	0	24
BIGGS, Tyrell	1	3	0	0	0	0	0	1	1	2	2	0	1	0	0	7
YOUNG, Sam	0	0	0	0	0	0	0	3	3	0	0	1	1	0	0	12
TEAM								2	0	2						
Totals.....	23	51	3	8	10	14	8	27	35	9	59	14	11	1	8	200

Percentages: FG%: 45.1%; 3FG%: 37.5%; FT%: 71.4%.

DEPAUL 49 (10-7, 1-2 Big East)

Player	tot-fg		3-pt		rebounds				pf	tp	a	to	blk	s	min	
	fg	fga	fg	fga	of	dc	tot									
HEARD, Marcus-f	3	4	0	2	0	0	1	0	1	2	4	0	0	0	1	18
CHANDLER, Wilson-f	3	9	2	6	1	2	2	6	8	5	9	0	5	1	1	31
GREEN, Wesley-c	2	7	0	0	2	2	2	1	3	0	6	2	1	0	0	16
MEJIA, Sammy-g	4	10	1	5	1	2	1	6	7	3	10	3	1	0	0	36
WALKER, Will-g	1	6	0	2	1	2	0	1	2	0	3	2	0	0	0	28
CURRIE, Jabari	1	2	0	1	0	0	0	1	1	2	2	4	3	0	0	15
BURNS, Draelon	6	10	3	4	0	0	2	2	4	1	15	0	1	0	1	20
CLARKE, Karron	0	3	0	2	0	0	0	0	0	0	1	0	0	0	0	16
CLINKSCALES, Cliff	0	1	0	1	0	0	0	1	0	1	0	1	1	0	0	11
MOSES, Thijm	0	0	0	0	0	0	0	0	0	0	0	0	0	0	0	1
THOMPSON, Lorenzo	0	0	0	0	0	0	0	0	0	0	0	0	0	0	0	1
BUTLER, Keith	0	3	0	0	0	0	1	3	4	1	0	0	1	0	0	8
TEAM								1	2	3						
Totals.....	19	55	6	23	5	8	12	22	34	15	49	12	14	2	4	200

Percentages: FG%: 34.5%; 3FG%: 26.1%; FT%: 62.5%.

Officials: Jim Burr, Tom Lopes, Ted Hillary; Technical fouls: None.

Attendance: 10479.

Score by Periods

	1st	2nd	Total
Pitt	28	31	59
DePaul	18	31	49

19

No. 6 PITT 63, CONNECTICUT 54

January 16, 2007 • Petersen Events Center • Pittsburgh, Pa.

Pitt used a 12-1 run midway through the second half to build a 48-35 lead with 4:46 to go...The Panthers scored seven straight points using an Antonio Graves 3-pointer, Levon Kendall jumper and Aaron Gray layup to pull ahead...Gray (22 points/19 rebounds) was one rebound shy of Pitt's first 20-20 performance since 1992...It was Gray's ninth double-double on the year, 27th double-double in his career and 10th 20-point performance of his career...Pitt tied a season-high with 18 turnovers...The 5-0 start in Big East play matched the best-ever start to a Big East regular season...Pitt also began 2002-03 with five straight wins...Pitt won its seventh consecutive game...Pitt improved to 12-0 at home on the year and won its 12th consecutive home game...It also improved to 76-6 in the Petersen Events Center and to 30-5 vs. Big East opponents in the Petersen Events Center.

CONNECTICUT 54 (13-4, 2-3 Big East)

Player	tot-fg		3-pt		rebounds				pf	tp	a	to	blk	s	min	
	fg	fga	fg	fga	of	dc	tot									
ADRIEN, Jeff-f	2	15	0	0	3	10	2	5	7	1	13	2	2	1	37	
ROBINSON, Stanley-f	1	8	1	3	3	4	2	2	4	4	6	0	0	0	1	27
THABEFF, Hashem-c	0	0	0	0	1	2	2	4	6	0	1	0	1	0	0	21
DYSON, Jerome-g	5	16	0	3	1	2	4	1	5	5	11	1	1	0	2	33
PRICE, A.J.-g	2	6	0	1	0	0	1	1	2	1	4	2	6	0	2	21
JOHNSON, Marcus	2	4	0	0	0	0	0	1	1	3	4	0	0	0	0	11
WIGGINS, Doug	3	6	0	3	0	1	1	0	1	3	6	1	0	0	2	17
KELLY, Curtis	0	0	0	0	1	2	1	0	1	2	1	0	0	0	0	4
AUSTRIE, Craig	1	6	1	3	1	2	2	1	3	1	4	1	2	0	1	14
MANDELDOVE, Jonathan	2	3	0	0	0	0	2	1	3	1	4	0	0	2	0	15
TEAM								2	1	3						
Totals.....	21	59	2	13	10	23	18	18	36	21	54	7	12	4	9	200

Percentages: FG%: 35.6%; 3FG%: 15.4%; FT%: 43.5%.

PITT 63 (17-2, 5-0 Big East)

Player	tot-fg		3-pt		rebounds				pf	tp	a	to	blk	s	min	
	fg	fga	fg	fga	of	dc	tot									
KENDALL, Levon-f	2	3	0	0	0	0	1	2	3	5	4	0	2	0	1	23
COOK, Mike-f	1	5	0	0	2	2	0	2	2	2	4	6	2	1	0	30
GRAY, Aaron-c	8	16	0	0	6	8	5	14	19	4	22	2	4	4	0	35
FIELDS, Levance-g	2	6	1	2	1	4	0	1	1	1	6	2	4	0	0	30
GRAVES, Antonio-g	2	3	1	2	3	4	1	0	1	1	8	1	2	0	1	28
BENJAMIN, Keith	0	3	0	2	0	0	0	2	2	0	0	1	0	0	11	
RAMON, Ronald	4	5	4	5	6	0	2	2	1	17	2	3	0	0	0	22
BIGGS, Tyrell	1	2	0	0	0	0	0	1	1	5	2	0	0	0	0	9
YOUNG, Sam	0	2	0	1	0	0	0	0	0	1	0	0	0	0	0	12
TEAM								3	2	5						
Totals.....	20	45	6	11	17	24	10	26	36	20	63	13	18	5	2	200

Percentages: FG%: 44.4%; 3FG%: 54.5%; FT%: 70.8%.

Officials: Mike Kitts (R), Tom Lopes, Doug Shows; Technical fouls: None; Attendance: 12508.

Score by Periods

	1st	2nd	Total
Pitt	22	32	54
Connecticut	24	39	63

18

No. 7 PITT 74, GEORGETOWN 69

January 13, 2007 • Petersen Events Center • Pittsburgh, Pa.

Pitt grabbed the lead midway through the first half on a Ronald Ramon jumper, two Tyrell Biggs free throws and an Aaron Gray layup...The Panthers pushed the lead to 11 points (37-26) on a 3-pointer and layup from Antonio Graves and led by nine points (41-32) at halftime...Pitt led by as many as 15 points in the second half, GU closed the deficit to as few as six points but could not get any closer...The two teams combined for 60.2 percent field goal shooting (56-93)...Pitt committed only seven turnovers and finished with 22 assists on 28 field goals made...GU shot a Petersen Events Center opponent record 60.9 percent...It was the first time in 68 consecutive games that an opponent shot over 50 percent against Pitt...Mike Cook scored a season-high 18 points...Pitt tallied a season-low 23 rebounds...Pitt won its fifth consecutive game and 11th straight at home...The day marked Pitt's first-ever appearance on ESPN's College GameDay broadcast.

GEORGETOWN 69 (11-5, 1-2 Big East)

Player	tot-fg		3-pt		rebounds				pf	tp	a	to	blk	s	min	
	fg	fga	fg	fga	of	dc	tot									
SUMMERS, Dajuan-f	1	5	0	4	2	2	0	1	1	3	4	1	2	1	0	21
GREEN, Jeff-f	6	13	2	4	1	2	2	2	1	3	2	15	7	2	0	38
HIBBERT, Roy-c	5	6	0	0	1	2	1	1	2	3	11	1	0	1	0	30
WALLACE, Jonathan-g	2	4	0	1	4	4	0	1	1	1	8	1	2	0	1	35
SAPP, Jessica-g	7	10	1	3	0	1	2	2	4	2	15	4	2	1	1	35
MACKLIN, Vernon	0	0	0	0	0	0	0	0	0	0	0	0	0	0	0	3
RIVERS, Jeremiah	0	0	0	0	0	0	0	2	2	1	0	0	2	0	0	12
CRAWFORD, Tyler	2	2	0	0	0	0	0	1	1	1	0	4	0	0	0	7
EWING, Patrick	5	6	2	2	0	0	0	1	1	12	2	0	0	1	22	
TEAM								1	2	3						
Totals.....	28	46	5	14	8	11	6	12	18	14	69	16	10	3	3	200

Percentages: FG%: 60.9%; 3FG%: 35.7%; FT%: 72.7%.

PITT 74 (16-2, 4-0 Big East)

Player	tot-fg		3-pt		rebounds				pf	tp	a	to	blk	s	min	
	fg	fga	fg	fga	of	dc	tot									
KENDALL, Levon-f	5	8	0	0	3	5	3	1	4	2	9	5	2	2	2	30
COOK, Mike-f	7	11	1	2	3	4	0	4	4	2	18	5	1	0	0	30
GRAY, Aaron-c	5	8	0	0	1	2	1	3	4	1	11	3	0	0	1	34
FIELDS, Levance-g	1	3	1	3	2	2	1	1	2	1	5	6	0	0	1	30
GRAVES, Antonio-g	5	8	0	1	1	1	0	1	1	0	11	2	3	0	0	29
BENJAMIN, Keith	3	5	0	1	0	0	1	0	1							

21

No. 9 PITT 67, CINCINNATI 51

January 24, 2007 • Fifth Third Arena • Cincinnati, Ohio

Levance Fields hit a career-high six 3-pointers, Pitt hit 10-14 3-point field goals in the first half and the Panthers finished with 60.5 percent (23-38) from the floor to register the win...Pitt hit 12-19 3-point field goals in the game (63.2 percent)...Ronald Ramon hit double figures for the fourth consecutive game...Over those four games, Ramon hit 12-16 3-point attempts...Pitt built a 12-point first half lead (20-8) on three consecutive 3-pointers by Ramon (two) and Fields...Pitt led by as many as 24 points (58-34) with 10:05 left in the game...Pitt won its third consecutive road game...The 16-point win ranked among Pitt's top-10 largest Big East road wins...Pitt's 6-1 record matches its best-ever start to a Big East regular season.

PITT 67 (18-3, 6-1 Big East)

Player	tot-fg		3-pt		rebounds				pf	tp	a	to	blk	s	min
	fg	fga	fg	fga	of	dc	tot								
KENDALL, Levon-f	0	1	0	1	0	0	1	3	4	2	0	1	2	0	23
COOK, Mike-f	4	5	1	1	0	4	4	0	9	1	0	0	0	0	21
GRAY, Aaron-c	3	6	0	0	3	4	2	8	10	2	9	2	3	0	30
FIELDS, Levance-g	6	7	6	7	0	0	0	1	1	2	18	2	1	0	33
GRAVES, Antonio-g	2	4	1	3	3	5	0	1	1	1	8	3	0	0	27
BENJAMIN, Keith	1	4	0	2	0	0	0	0	0	0	2	1	0	0	14
RAMON, Ronald	3	5	3	4	1	1	0	0	0	2	10	2	2	0	22
BIGGS, Tyrell	0	1	0	0	1	2	0	1	1	2	0	1	0	0	8
HUDSON, Doyle	0	0	0	0	0	0	0	0	0	0	0	0	0	0	1
YOUNG, Sam	4	5	1	1	2	1	2	2	10	1	2	2	0	1	19
RIZK, Geoff	0	0	0	0	0	0	0	0	0	0	0	0	0	0	1
POLEN, Maurice	0	0	0	0	0	0	0	0	0	0	0	1	0	0	1
TEAM								0	3	3					2
Totals.....	23	38	12	19	9	15	5	22	27	11	67	13	15	0	4

Percentages: FG%: 60.5%; 3FG%: 63.2%; FT%: 60.0%.

CINCINNATI 51 (10-9, 1-4 Big East)

Player	tot-fg		3-pt		rebounds				pf	tp	a	to	blk	s	min
	fg	fga	fg	fga	of	dc	tot								
SIKES, Marcus-f	3	6	2	4	2	3	0	1	1	2	10	0	0	1	31
McGOWAN, Cedric-f	3	8	0	1	0	0	2	2	4	2	6	1	2	0	35
WILLIAMSON, John-f	6	15	0	1	3	6	5	1	6	0	15	0	1	0	37
VAUGHN, Deonta-g	5	13	2	8	1	2	0	1	1	3	13	5	3	0	34
WARREN, Jamal-g	1	6	0	3	2	2	2	2	4	1	4	1	1	0	38
GENTRY, Marvin	1	4	0	1	1	2	1	2	3	4	3	0	3	0	17
CROWELL, Timmy	0	0	0	0	0	0	0	0	0	0	0	0	0	0	2
BARWIN, Connor	0	0	0	0	0	0	0	0	0	1	0	0	0	0	5
MILLER, Brandon	0	0	0	0	0	0	0	0	0	0	0	0	0	0	1
TEAM							3	2	5						1
Totals.....	19	52	4	18	9	15	13	11	24	13	51	7	10	1	8

Percentages: FG%: 36.5%; 3FG%: 22.2%; FT%: 60.0%.

Officials: Reggie Greenwood, Brian O'Connell, Joe Lindsay; Technical fouls: None; Attendance: 9196.

Score by Periods	1st	2nd	Total
Pitt	38	29	67
Cincinnati	26	25	51

23

No. 7 PITT 65, VILLANOVA 59

January 29, 2007 • Wachovia Center • Philadelphia, Pa.

Levance Fields and Antonio Graves combined to score 17 consecutive points late in the second half to help give Pitt a come-from-behind road victory...Pitt battled back from a 9-point deficit (33-24) with 17:33 to play...Fueled by two Keith Benjamin 3-pointers, Pitt went on a 12-0 run to take a 43-37 lead with 10:04 to play...Villanova battled back to tie the game at 47-47 with 6:44 to go, but Fields and Graves rallied the Panthers...Leading by one point (54-43) with 2:23 left, Graves hit a 23-foot 3-point shot and Fields followed with a 3-point shot of his own 3-pointers to put the game away...Pitt had 11 turnovers and shot just 29.6 percent (8-27) in the first half...Pitt finished with a season-high 10 steals...Aaron Gray registered his 11th double-double of the year...Pitt won its fourth straight road game...Pitt won its 20th game for a school record sixth consecutive season...Jamie Dixon became the first coach in school history to guide four consecutive teams to 20 or more wins.

PITT 65 (20-3, 8-1 Big East)

Player	tot-fg		3-pt		rebounds				pf	tp	a	to	blk	s	min
	fg	fga	fg	fga	of	dc	tot								
KENDALL, Levon-f	2	3	0	0	2	2	3	4	7	4	6	3	3	1	31
COOK, Mike-f	0	7	0	0	0	0	1	2	3	2	0	4	3	0	29
GRAY, Aaron-c	6	7	0	0	2	3	1	9	10	1	14	0	0	3	33
FIELDS, Levance-g	6	12	3	7	5	6	0	2	2	2	20	2	1	0	30
GRAVES, Antonio-g	4	8	2	4	3	4	0	0	0	1	13	7	4	0	34
BENJAMIN, Keith	3	5	3	5	0	0	0	0	0	3	9	0	1	0	11
RAMON, Ronald	0	3	0	3	3	3	0	1	1	0	3	0	1	0	16
BIGGS, Tyrell	0	0	0	0	0	0	1	0	1	2	0	0	0	0	1
YOUNG, Sam	0	4	0	0	0	0	0	1	1	2	0	0	1	2	15
TEAM							4	5							1
Totals.....	21	49	8	19	15	18	10	20	30	17	65	16	15	6	10

Percentages: FG%: 42.9%; 3FG%: 42.1%; FT%: 83.3%.

VILLANOVA 59 (14-7, 3-5 Big East)

Player	tot-fg		3-pt		rebounds				pf	tp	a	to	blk	s	min
	fg	fga	fg	fga	of	dc	tot								
CLARK, Shane-f	2	6	1	5	0	0	1	1	2	0	5	0	2	0	30
CUNNINGHAM, Dante-f	2	5	0	0	3	3	2	6	8	2	7	1	3	0	35
SHERIDAN, Will-c	2	3	0	0	0	0	2	4	6	3	4	1	0	0	31
REYNOLDS, Scottie-g	3	9	2	3	0	0	0	4	4	2	8	2	7	0	26
NARDI, Mike-g	4	10	1	6	1	2	1	1	2	2	10	2	2	0	32
REDDING, Reggie	0	0	0	0	0	0	0	0	0	0	2	0	0	0	8
DRUMMOND, Casiem	2	2	0	0	0	0	0	1	0	1	0	4	0	0	2
SUMPTER, Curtis	4	15	1	5	12	15	5	4	9	2	21	2	2	1	33
TEAM							2	1	3						1
Totals.....	19	50	5	19	16	20	14	21	35	13	59	10	17	1	8

Percentages: FG%: 38.0%; 3FG%: 26.3%; FT%: 80.0%.

Officials: Mike Kitts, Bob Donato, Karl Hess; Technical fouls: None; Attendance: 18017.

Score by Periods	1st	2nd	Total
Pitt	23	42	65
Villanova	28	31	59

22

No. 9 PITT 72, ST. JOHN'S 46

January 27, 2007 • Petersen Events Center • Pittsburgh, Pa.

Pitt yielded just 46 points to St. John's, the fewest points scored vs. Pitt in Big East play since the Panthers held St. John's to 44 points in a 55-44 win on Feb. 8, 2005...Pitt built a 10-point halftime lead...Pitt led by as many as 29 points in the second half...Pitt outrebounded SJU 42-28 and outscored the Red Storm 34-18 in the paint...Pitt committed a season-low tying seven turnovers...Aaron Gray registered his 10th double-double of the year...The 26-point win was Pitt's largest-ever against St. John's and ranked among Pitt's all-time largest Big East regular season wins.

ST. JOHN'S 46 (12-9, 3-5 Big East)

Player	tot-fg		3-pt		rebounds				pf	tp	a	to	blk	s	min
	fg	fga	fg	fga	of	dc	tot								
MASON, Anthony-f	2	10	1	5	5	6	2	4	6	2	10	0	3	1	34
HAMILTON, Lamont-f	3	10	0	1	2	2	0	2	2	1	8	2	2	0	29
SPEARS, Aaron-f	2	5	0	0	0	0	2	2	4	3	4	1	1	0	17
LAWRENCE, Eugene-g	3	7	2	6	1	1	1	5	6	1	9	4	3	0	34
PATTERSON, Avery-g	1	7	0	4	0	0	0	3	3	2	2	1	0	0	25
CALHOUN, Qa'raan	4	9	0	4	0	0	1	1	2	1	8	0	2	0	26
WRIGHT, Larry	1	1	1	1	0	0	0	0	0	0	1	3	3	0	21
MAYO, Devin	0	1	0	1	0	0	0	0	0	0	0	0	0	0	2
JASULIONIS, Tomas	0	0	0	0	0	0	0	2	2	0	0	0	0	0	6
TORRES, Ricky	1	3	0	2	0	0	0	1	1	2	2	0	0	0	4
ABIT, Osoja	0	0	0	0	0	0	0	0	0	0	0	0	0	0	2
TEAM							1	1	2						1
Totals.....	17	53	4	24	8	9	7	21	28	13	46	11	12	4	1

Percentages: FG%: 32.1%; 3FG%: 16.7%; FT%: 88.9%.

PITT 72 (19-3, 7-1 Big East)

Player	tot-fg		3-pt		rebounds				pf	tp	a	to	blk	s	min
	fg	fga	fg	fga	of	dc	tot								
KENDALL, Levon-f	3	6	0	0	0	0	4	5	9	2	6	1	2	1	23
COOK, Mike-f	4	5	0	0	0	0	1	1	2	2	8	4	0	0	25
GRAY, Aaron-c	6	13	0	0	1	2	4	6	10	3	13	1	0	1	26
FIELDS, Levance-g	3	7	1	4	0	0	2	5	7	0	7	6	1	0	26
GRAVES, Antonio-g	3	7	0	2	1	2	1	3	4	3	7	2	0	0	24
BENJAMIN, Keith	2	5	0	1	0	1	0	1	1	1	4	1	0	0	16
RAMON, Ronald	2	5	1	4	2	2	0	3	3	0	7	4	0	0	22
BIGGS, Tyrell	2	4	1	2	0	0	0	0	0	0	1	5	1	2	0
HUDSON, Doyle	2	2	0	0	0	2	0	1	1	0	4	0	0	0	4
YOUNG, Sam	4	10	2	5	1	1	1	2	3	1	11	1	1	1	17
RIZK, Geoff															

25

No. 7 PITT 74, PROVIDENCE 68

February 10, 2007 • Petersen Events Center • Pittsburgh, Pa.

Aaron Gray scored 13 of his game-high 22 points in the second half to spark Pitt...It was his 11th career 20-plus point game...Pitt trailed for the majority of the first half and trailed 34-33 at halftime...The Panthers bounced back from a six-point deficit (42-36) by outscoring PC 15-3 over a five-minute span to lead 51-45 with 11:48 to go...Pitt led the rest of the way and held off Providence for the win...The two teams shot a combined 14 free throws in the game's final minute...Pitt won its fifth consecutive game...Pitt won its 10th Big East game for the sixth consecutive season...Pitt won its seventh consecutive game against Providence and improved to 4-0 vs. PC in the Petersen Events Center...Levon Kendall grabbed a season-high 10 rebounds.

PROVIDENCE 68 (15-8, 5-5 Big East)

Player	tot-fg		3-pt		rebounds					pf	tp	a	to	blk	s	min
	fg	fga	fg	fga	of	dc	tot									
MCDERMOTT, Geoff-f	4	8	0	2	3	6	3	11	4	4	0	1	30			
KALE, Jonathan-f	1	1	0	0	0	0	0	1	2	0	0	0	4			
HILL, Herbert-c	9	17	0	0	2	4	4	6	10	4	20	2	0	0	36	
CURRY, Sharaud-g	8	16	3	5	1	2	0	5	5	3	20	3	3	0	34	
EFEJUKU, Weyinmi-g	3	11	2	6	1	2	0	4	4	3	9	3	1	0	40	
WILLIAMS, D'wain	0	1	0	1	0	1	1	2	3	0	1	1	0	1	16	
MCKENZIE, Brian	0	2	0	1	0	1	1	2	3	0	0	2	0	0	18	
HALL, Ray	3	5	0	0	1	3	2	5	4	6	0	3	1	0	22	
TEAM							4	4	8							
Totals.....	28	61	5	15	7	16	16	25	41	22	68	13	16	1	3	200

Percentages: FG%: 45.9%; 3FG%: 33.3%; FT%: 43.8%.

PITT 74 (22-3, 10-1 Big East)

Player	tot-fg		3-pt		rebounds					pf	tp	a	to	blk	s	min
	fg	fga	fg	fga	of	dc	tot									
KENDALL, Levon-f	1	4	0	0	0	3	7	10	4	2	2	0	2	2	27	
COOK, Mike-f	4	8	2	3	1	2	0	0	1	11	2	1	0	0	23	
GRAY, Aaron-c	10	17	0	0	2	3	5	2	7	4	22	3	2	1	25	
FIELDS, LeVance-g	2	5	2	3	2	0	3	2	8	2	0	0	0	31		
GRAVES, Antonio-g	4	7	1	2	4	6	1	2	3	13	3	2	0	3	31	
BENJAMIN, Keith	2	4	0	1	0	0	1	1	0	4	1	0	0	11		
RAMON, Ronald	0	4	0	3	3	4	0	1	1	3	3	4	2	0	25	
BIGGS, Tyrell	1	2	0	0	1	2	0	0	1	3	0	0	0	5		
YOUNG, Sam	4	9	0	1	0	0	1	3	4	2	8	1	3	1	0	22
TEAM						1	3	4								
Totals.....	28	60	5	13	13	21	11	22	33	20	74	18	10	4	6	200

Percentages: FG%: 46.7%; 3FG%: 38.5%; FT%: 61.9%.

Officials: John Cahill (R), Bryan Kersey, Gary Prager; Technical fouls: None; Attendance: 12508.

Score by Periods

Period	1st	2nd	Total
Providence	34	34	68
Pitt	33	41	74

27

No. 7 PITT 65, WASHINGTON 61

February 17, 2007 • Petersen Events Center • Pittsburgh, Pa.

Pitt took control of the game with an 11-0 first half run over a four minute span...Levance Fields keyed the run with seven points (four free throws and a 3-pointer)...Pitt trailed 23-18 but led 29-23 after the rally...The Panthers trailed by as many as seven points early in the game...Washington battled back in the second half, trailing a 42-41 lead on two Quincy Pondexter free throws with 13:24 to go...But Pitt battled back and held off the Huskies for the majority of the second half...A Sam Young steal and layup (12:37 left), Ronald Ramon 3-pointer (7:58) and Fields 3-pointer (4:33) kept the Huskies at bay...A Spencer Hawes jumper pulled UW within one point (58-57) with 3:08 but Pitt came back with an Aaron Gray layup and two Fields free throws...Two Ramon free throws gave Pitt a commanding five point lead with 29 seconds to go...Pitt finished with a season-low six turnovers...Pitt won its 19th consecutive home game vs. a non-conference opponent and improved to 47-1 vs. non-conference opponents in the Petersen Events Center...Aaron Gray became the 34th player in Pitt history to surpass the 1,000-point mark...Gray scored on a layup with 2:45 left in the game...Levance Fields hit a career-high tying eight free throws...Head Coach Jamie Dixon won his 99th career game...

WASHINGTON 61 (16-10)

Player	tot-fg		3-pt		rebounds					pf	tp	a	to	blk	s	min
	fg	fga	fg	fga	of	dc	tot									
PONDEXTER, Quincy-f	1	3	0	0	2	2	0	2	2	4	4	0	1	0	1	17
BROCKMAN, Jon-f	6	13	0	0	1	2	3	6	9	4	13	1	5	0	0	27
HAWES, Spencer-c	6	16	0	0	0	0	4	8	12	1	12	4	2	3	1	36
DENTMON, Justin-g	2	4	1	1	1	2	4	2	6	2	6	2	4	0	0	35
APPLEBY, Ryan-g	4	9	3	6	0	0	3	3	3	11	2	1	1	0	36	
OLIVER, Aaron-c	3	7	2	2	0	0	2	2	4	3	8	3	1	0	32	
WALLACE, Artem	1	1	0	0	0	0	2	2	2	0	2	0	1	0	7	
GASSER, Hans	1	3	1	2	2	2	1	0	1	1	5	0	0	0	10	
TEAM							1	2	3							
Totals.....	24	56	7	11	6	8	15	27	42	20	61	12	16	4	2	200

Percentages: 42.9%; 3FG%: 63.6%; FT%: 75.0%.

PITT 65 (23-4)

Player	tot-fg		3-pt		rebounds					pf	tp	a	to	blk	s	min
	fg	fga	fg	fga	of	dc	tot									
KENDALL, Levon-f	2	9	0	0	0	1	2	2	4	2	4	1	1	2	0	18
COOK, Mike-f	6	11	0	1	3	6	4	0	4	3	15	2	1	0	1	31
GRAY, Aaron-c	2	7	0	0	1	2	3	7	10	3	5	2	2	2	35	
FIELDS, LeVance-g	9	20	2	5	8	8	1	3	4	1	14	4	2	0	1	31
GRAVES, Antonio-g	1	6	1	4	0	1	0	1	1	0	3	0	0	0	23	
BENJAMIN, Keith	0	0	0	0	0	0	1	1	1	0	0	0	0	0	7	
RAMON, Ronald	3	4	1	2	4	4	0	1	1	2	11	3	0	0	28	
BIGGS, Tyrell	1	3	0	0	1	1	0	0	0	0	3	0	0	0	7	
YOUNG, Sam	4	9	0	3	2	2	2	1	3	2	10	0	0	0	1	20
TEAM							3	1	4							
Totals.....	21	58	4	15	19	25	15	17	32	14	65	12	6	4	7	200

Percentages: FG%: 36.2%; 3FG%: 26.7%; FT%: 76.0%.

Officials: Mike Kitts (R), Bob Donato, Michael Stephens; Technical fouls: None; Attendance: 12508.

Score by Periods

Period	1st	2nd	Total
Washington	28	33	61
Pitt	31	34	65

26

LOUISVILLE 66, No. 7 PITT 53

February 12, 2007 • Petersen Events Center • Pittsburgh, Pa.

Louisville took advantage of 16 Pitt turnovers to lead by 17 points at halftime...Louisville used an 11-0 run to take a 13-2 lead after the game's first five minutes...With 3:30 left in the first half, Pitt trailed by 19 points (33-14), its largest deficit of the season...It also trailed by 20 points late in the second half...Aaron Gray registered his 12th season and 30th career double-double...The 13-point loss marked Pitt's largest loss in Petersen Events Center history...Pitt also suffered its largest home loss since an 81-67 loss to Georgetown in Fitzgerald Field House on Feb. 5, 2001...The loss was Jamie Dixon's third double figure loss in his four-year, 124-game tenure as Pitt's head coach...Pitt's five-game win streak was snapped...The game marked Louisville's first visit to Pittsburgh in Big East play.

LOUISVILLE 66 (18-8, 8-4 Big East)

Player	tot-fg		3-pt		rebounds					pf	tp	a	to	blk	s	min
	fg	fga	fg	fga	of	dc	tot									
WILLIAMS, Terrence-f	3	6	0	1	2	2	0	2	4	2	8	7	0	0	1	33
PALACIOS, Juan-f	4	6	1	1	0	0	0	3	3	4	9	0	2	0	21	
PADGETT, David-c	7	13	0	1	2	3	3	0	3	3	16	4	2	4	0	27
SOSA, Edgar-g	2	6	1	3	4	4	1	2	3	3	9	4	3	0	32	
JENKINS, Brandon-g	1	5	0	3	1	5	0	6	6	1	7	0	1	2	0	27
CLARK, Earl	3	6	0	1	2	3	3	6	1	7	0	1	0	2	19	
CHARACTER, Derrick	4	9	0	0	0	2	4	0	4	2	8	0	2	0	2	13
McGEE, Andre	0	0	0	0	0	0	1	1	1	0	0	2	0	0	8	
SMITH, Jerry	2	3	2	3	0	0	1	1	2	1	6	1	0	0	1	20
TEAM							0	1	1							
Totals.....	26	54	4	12	10	18	14	19	33	21	66	17	16	4	7	200

Percentages: FG%: 48.1%; 3FG%: 33.3%; FT%: 55.6%.

PITT 53 (22-4, 10-2 Big East)

Player	tot-fg		3-pt		rebounds					pf	tp	a	to	blk	s	min
	fg	fga	fg	fga	of	dc	tot									
KENDALL, Levon-f	1	2	0	0	0	0	0	0	0	1	5	1	4	0	0	17
COOK, Mike-f	2	5	1	3	0	0	0	0	0	1	2	1	4	0	0	17
GRAY, Aaron-c	5	8	0	0	2	6	4	6	10	4	12	2	2	3	0	26
FIELDS, LeVance-g	3	9	0	5	5	6	1	0	1	5	11	4	2	0	1	34
GRAVES, Antonio-g	1	8	1	6	0	0	1	1	2	3	3	2	4	0	1	29
BENJAMIN, Keith	0	2	0	1	2	2	0	2	2	2	2	0	0	0	0	13
RAMON, Ronald	1	6	1	6	2	2	0	2	2	2	5	1	2	0	0	30
BIGGS, Tyrell	1	1	0	0	4	4	1	2	3	0	6	0	0	0	0	8
YOUNG, Sam	3	7	0	0	1	2	2	2	4	0	7	0	1	1	0	22
TEAM							6	1	7							
Totals.....	17	48	3	21	16	22	16	18	34	21	53	11	19	5	2	200

Percentages: FG%: 35.4%; 3FG%: 14.3%; FT%: 72.7%.

Officials: Tim Higgins (R), Ed Corbett, Karl Hess; Technical fouls: None; Attendance: 12065.

Score by Periods

Period	1st	2nd	Total

29

No. 12 GEORGETOWN 61, No. 10 PITT 53

February 24, 2007 • Verizon Center • Washington, D.C.

In a clash of the Big East's top two teams, Georgetown prevailed with a 61-53 home victory...Pitt's school record six-game Big East win streak came to an end...A Ronald Ramon 3-pointer capped a 16-3 run and gave Pitt an eight-point lead (44-36) with 12 minutes to go in the game...Georgetown outscored Pitt 9-3 over the game's next six minutes to tie the score at 47-47 with 6:10 remaining...The Hoyas outscored Pitt 14-6 over the game's final 6:10 to register the win...Two steal and layup plays gave the Hoyas a 57-51 lead with 1:59 left in the game...Pitt converted just two field goals in the game's final 6:10...Pitt shot a season-low 32.8 percent from the floor and tied a season-low for scoring with 53 points...Pitt finished with a season-high 22 offensive rebounds...Aaron Gray played in the game despite not practicing all week long...Sam Young pulled down a season-high eight rebounds.

PITT 53 (24-5, 11-3 Big East)

Player	tot-fg		3-pt		rebounds			pf	tp	a	to	blk	s	min		
	fg	fga	fg	fga	of	dc	tot									
YOUNG, Sam-f	4	11	2	3	1	4	5	3	8	3	11	1	3	0	2	28
COOK, Mike-f	3	8	0	1	3	4	5	0	3	1	9	1	3	0	1	31
KENDALL, Levon-c	1	3	0	0	0	0	2	2	4	4	2	0	0	1	0	22
GRAVES, Antonio-g	1	5	1	3	0	0	1	2	3	4	3	1	2	0	0	25
FIELDS, LeVance-g	2	8	1	7	0	0	0	4	4	4	5	7	2	0	2	28
BENJAMIN, Keith	0	3	0	0	0	0	0	1	1	0	0	1	0	0	1	9
RAMON, Ronald	3	9	3	9	2	2	1	0	1	2	11	1	1	0	0	27
BIGGS, Tyrell	1	4	0	1	0	0	3	0	3	1	2	0	1	0	0	9
GRAY, Aaron	4	7	0	0	2	6	4	2	6	3	10	1	1	0	0	21
TEAM							3	1	4							
Totals.....	19	58	7	24	8	16	22	15	37	22	53	13	13	1	6	200

Percentages: FG%: 32.8%; 3FG%: 29.2%; FT%: 50.0%.

GEORGETOWN 61 (22-5, 12-2 Big East)

Player	tot-fg		3-pt		rebounds			pf	tp	a	to	blk	s	min		
	fg	fga	fg	fga	of	dc	tot									
GREEN, Jeff-f	5	11	1	5	3	5	2	2	4	5	14	3	2	0	2	30
SUMMERS, Dajuan-f	2	6	1	5	4	6	1	4	5	2	9	0	3	1	2	35
HIBBERT, Roy-c	4	7	0	0	4	5	2	3	5	4	12	0	0	4	1	28
WALLACE, Jonathan-g	4	6	1	3	8	8	1	0	1	0	17	2	4	0	3	35
SAPP, Jessie-g	2	5	0	2	3	4	0	7	7	3	7	2	2	0	0	35
MACKLIN, Vernon	1	2	0	0	0	0	1	1	2	0	2	0	0	0	0	5
RIVERS, Jeremiah	0	0	0	0	0	0	0	3	3	1	0	0	0	0	0	11
EWING, Patrick	0	1	0	0	0	1	1	1	2	3	0	1	3	2	0	23
TEAM							0	2	2							
Totals.....	18	38	3	15	22	29	8	23	31	18	61	8	14	7	8	200

Percentages: FG%: 47.4%; 3FG%: 33.3%; 20.0%; FT%: 75.9%.

Officials: John Cahill, Pat Driscoll, Brian O'Connell; Technical fouls: None; Attendance: 20038.

Score by Periods	1st	2nd	Total
Pitt	26	27	53
Georgetown	29	32	61

30

No. 12 PITT 80, WEST VIRGINIA 66

February 27, 2007 • Petersen Events Center • Pittsburgh, Pa.

Pitt scored the first nine points of the second half to take a 38-32 lead...WVU trailed by one point (49-48), but Pitt outscored WVU 14-3 over the game's next five minutes to take a commanding 63-51 lead with 4:38 left in the game...In the second half, Pitt shot 69.6 percent (16-23) from the floor, 71.4 percent (5-7) from 3-point range and 70 percent (14-20) from the free throw line...The win pulled Pitt into a first place tie with Georgetown with 12-3 records...Aaron Gray registered his 31st career double-double and 13th of the season...Pitt swept the season series with WVU for the first time since 2003...Pitt honored its four seniors-Aaron Gray, Levon Kendall, Antonio Graves and Doyle Hudson in a pre-game ceremony.

WEST VIRGINIA 66 (20-8, 8-7 Big East)

Player	tot-fg		3-pt		rebounds			pf	tp	a	to	blk	s	min		
	fg	fga	fg	fga	of	dc	tot									
ALEXANDER, Joe-f	2	8	0	2	4	4	1	1	2	2	8	2	1	1	0	20
YOUNG, Frank-f	1	7	0	5	0	0	1	2	3	4	2	3	2	0	3	33
SUMMERS, Rob-c	1	3	0	0	0	0	0	3	3	1	2	0	0	1	0	16
NICHOLS, Darris-g	5	7	3	5	1	2	0	3	3	3	14	1	0	0	0	35
RUTOFF, Alex-g	2	8	2	8	0	1	2	2	4	3	6	2	1	0	2	23
BUTLER, DaSean	2	8	1	5	5	5	3	0	3	2	10	2	0	0	1	27
MAZZULLA, Joe	4	6	2	4	1	2	0	1	1	2	11	6	3	0	0	22
TALKINGTON, Ted	0	0	0	0	0	0	0	0	0	0	0	0	0	0	0	3
SMITH, Wellington	0	0	0	0	0	0	0	0	0	1	0	0	0	0	0	2
SMALLIGAN, Jamie	5	8	3	4	0	0	1	1	2	3	13	1	1	2	1	19
TEAM							0	1	1							
Totals.....	22	55	11	33	11	14	8	13	21	21	66	17	8	4	7	200

Percentages: FG%: 40.0%; 3FG%: 33.3%; FT%: 78.6%.

PITT 80 (25-5, 12-3 Big East)

Player	tot-fg		3-pt		rebounds			pf	tp	a	to	blk	s	min		
	fg	fga	fg	fga	of	dc	tot									
KENDALL, Levon-f	5	6	0	0	2	2	2	7	9	1	12	1	2	0	0	30
COOK, Mike-f	4	5	2	3	2	2	0	3	3	3	12	5	2	0	1	26
GRAY, Aaron-c	5	7	0	0	2	9	5	8	13	4	12	1	3	1	0	26
FIELDS, LeVance-g	4	8	2	4	4	5	1	3	4	1	14	5	1	0	0	32
GRAVES, Antonio-g	2	8	1	4	2	4	0	2	2	3	7	6	2	0	1	30
BENJAMIN, Keith	1	2	0	1	0	0	0	1	1	0	2	1	0	0	0	7
RAMON, Ronald	3	3	2	2	2	2	0	1	1	3	10	3	0	0	0	26
BIGGS, Tyrell	3	4	1	1	0	0	0	1	1	2	1	7	1	0	1	8
HUDSON, Doyle	1	1	0	0	0	0	1	1	2	0	2	0	0	1	0	1
YOUNG, Sam	1	3	0	0	0	0	0	0	0	0	2	1	1	0	0	12
RIZK, Geoff	0	0	0	0	0	0	0	0	0	0	0	0	0	0	0	1
POLEN, Maurice	0	1	0	1	0	0	0	0	0	0	0	0	0	0	0	1
TEAM							0	1	1							
Totals.....	29	48	8	16	14	24	10	28	38	16	80	24	11	3	2	200

Percentages: FG%: 60.4%; 3FG%: 50.0%; FT%: 58.3%.

Officials: Jim Burr (R), Ed Corbett, Karl Hess; Technical fouls: None; Attendance: 12508.

Score by Periods	1st	2nd	Total
West Virginia	32	34	66
Pitt	29	51	80

2006-07 Pitt Men's Basketball Statistics
Pittsburgh Season Schedule/Results & Leaders (as of Feb 27, 2007)
All games

RECORD:	OVERALL	HOME	AWAY	NEUTRAL
ALL GAMES.....	(25-5)	(16-2)	(8-2)	(1-1)
CONFERENCE.....	(12-3)	(6-2)	(6-1)	(0-0)
NON-CONFERENCE.....	(13-2)	(10-0)	(2-1)	(1-1)

DATE	TIME	OPPONENT		SCORE	ATTEND	HIGH POINTS	HIGH REBOUNDS
11/12/06	Noon	\$ vs Western Michigan	W	86-67	1769	(17)COOK, Mike	(13)GRAY, Aaron
11/14/06	7:30 PM	DELAWARE STATE	W	67-50	10021	(17)GRAY, Aaron	(8)GRAY, Aaron
11/17/06	5:00 PM	# NORTHEASTERN	W	78-52	8691	(24)GRAY, Aaron	(14)GRAY, Aaron
11/18/06	5:00 PM	# MASSACHUSETTS	W	85-68	10209	(14)GRAY, Aaron (14)COOK, Mike	(8)BIGGS, Tyrell
11/19/06	5:00 PM	# OAKLAND	W	66-55	9442	(23)GRAY, Aaron	(13)GRAY, Aaron
11/24/06	7:30 PM	# FLORIDA STATE	W	88-66	12508	(17)GRAVES, Antonio	(5)GRAY, Aaron
11/29/06	7:30 PM	ROBERT MORRIS	W	67-53	11131	(21)GRAY, Aaron	(15)GRAY, Aaron
12/03/06	2:00 PM	at Auburn	W	74-66	6544	(16)GRAY, Aaron	(12)GRAY, Aaron
12/06/06	9:00 PM	DUQUESNE	W	73-56	11237	(15)GRAY, Aaron	(12)GRAY, Aaron
12/09/06	4:00 PM	at Buffalo	W	70-67	6350	(19)GRAY, Aaron	(11)GRAY, Aaron
12/16/06	Noon	at Wisconsin		75-89	L 17190	(17)GRAY, Aaron	(8)GRAY, Aaron
12/21/06	7:00 PM	% vs Oklahoma State		89-95	LOT 15229	(24)GRAY, Aaron	(10)GRAY, Aaron
12/23/06	8:00 PM	DAYTON	W	84-54	12508	(18)YOUNG, Sam	(15)GRAY, Aaron
12/30/06	8:00 PM	FLORIDA A&M	W	77-51	11954	(16)COOK, Mike	(11)GRAY, Aaron
01/04/06	7:00 PM	* at Syracuse	W	74-66	21045	(24)FIELDS, Levance	(9)GRAY, Aaron
01/07/07	Noon	* SOUTH FLORIDA	W	69-48	11675	(11)FIELDS, Levance	(7)KENDALL, Levon
01/10/07	6:00 PM	* at DePaul	W	59-49	10479	(18)GRAY, Aaron	(7)FIELDS, Levance (7)GRAY, Aaron
01/13/07	9:00 PM	* GEORGETOWN	W	74-69	12508	(18)COOK, Mike	(4)COOK, Mike (4)KENDALL, Levon (4)GRAY, Aaron
01/16/07	7:00 PM	* CONNECTICUT	W	63-54	12508	(22)GRAY, Aaron	(19)GRAY, Aaron
01/21/07	3:00 PM	* MARQUETTE		74-77	LOT 12508	(21)RAMON, Ronald	(9)GRAY, Aaron
01/24/07	8:00 pm	* at Cincinnati	W	67-51	9196	(18)FIELDS, Levance	(10)GRAY, Aaron
01/27/07	4:00 PM	* ST. JOHN'S	W	72-46	12508	(13)GRAY, Aaron	(10)GRAY, Aaron
01/29/07	7:02 PM	* at Villanova	W	65-59	18017	(20)FIELDS, Levance	(10)GRAY, Aaron
02/07/07	7:30 PM	* at West Virginia	W	60-47	14336	(21)YOUNG, Sam	(9)GRAY, Aaron
02/10/07	6:00 PM	* PROVIDENCE	W	74-68	12508	(22)GRAY, Aaron	(10)KENDALL, Levon
02/12/07	7:00 PM	* LOUISVILLE		53-66	L 12065	(12)GRAY, Aaron	(10)GRAY, Aaron
02/17/07	2:00 PM	WASHINGTON	W	65-61	12508	(15)COOK, Mike	(10)GRAY, Aaron
02/19/07	8:00 PM	* at Seton Hall	W	71-68	7017	(15)FIELDS, Levance	(8)KENDALL, Levon
02/24/07	2 p.m.	* at Georgetown		53-61	L 20038	(11)YOUNG, Sam (11)RAMON, Ronald	(8)YOUNG, Sam
02/27/07	7:00 PM	* WEST VIRGINIA	W	80-66	12508	(14)FIELDS, Levance	(13)GRAY, Aaron

\$ = Maggie Dixon Classic, West Point, N.Y.

= First Commonwealth Colonial Athletic Association Basketball Classic, Pittsburgh, Pa.

% = All-College Classic, Oklahoma City, Okla.

* = Conference game

ATTENDANCE SUMMARY	GAMES	TOTALS	AVG/GAME
HOME.....	18	208997	11611
AWAY.....	10	130212	13021
NEUTRAL.....	2	16998	8499
TOTAL.....	30	356207	11874

2006-07 Pitt Men's Basketball Statistics
Pittsburgh Combined Team Statistics (as of Feb 27, 2007)
All games

RECORD:	OVERALL	HOME	AWAY	NEUTRAL
ALL GAMES	(25-5)	(16-2)	(8-2)	(1-1)
CONFERENCE	(12-3)	(6-2)	(6-1)	(0-0)
NON-CONFERENCE	(13-2)	(10-0)	(2-1)	(1-1)

## Player	GP-GS	Min--Avg	---TOTAL---		---3-PTS---		---FT-FTA		---REBOUNDS---		PF	FO	A	TO	Blk	Stl	Pts	Avg		
			FG-FGA	Pct	3FG-FGA	Pct	FT-FTA	Pct	Off	Def									Tot	Avg
33 GRAY, Aaron	29-28	831 28.7	172-295	.583	0-0	.000	69-129	.535	95	195	290	10.0	70	0	46	46	46	14	413	14.2
31 COOK, Mike	30-30	753 25.1	112-220	.509	16-38	.421	70-103	.680	32	59	91	3.0	50	1	87	56	1	15	310	10.3
02 FIELDS, Levance	30-30	873 29.1	95-214	.444	43-115	.374	61-76	.803	13	86	99	3.3	44	2	138	54	1	27	294	9.8
22 GRAVES, Antonio	30-30	845 28.2	97-224	.433	37-94	.394	45-70	.643	14	51	65	2.2	54	0	75	41	6	23	276	9.2
04 RAMON, Ronald	30-0	703 23.4	78-167	.467	60-132	.455	52-60	.867	5	47	52	1.7	57	0	72	48	3	15	268	8.9
23 YOUNG, Sam	30-2	481 16.0	76-162	.469	11-32	.344	22-37	.595	35	48	83	2.8	45	1	23	37	13	16	185	6.2
14 KENDALL, Levon	30-30	779 26.0	61-136	.449	2-13	.154	40-54	.741	66	104	170	5.7	86	3	52	36	21	24	164	5.5
05 BIGGS, Tyrell	30-0	375 12.5	46-88	.523	4-13	.308	15-22	.682	20	41	61	2.0	51	1	21	15	5	8	111	3.7
01 BENJAMIN, Keith	30-0	353 11.8	43-103	.417	12-42	.286	11-22	.500	9	28	37	1.2	27	0	21	18	0	10	109	3.6
21 HUDSON, Doyle	12-0	47 3.9	7-9	.778	0-0	.000	0-2	.000	3	7	10	0.8	7	0	0	1	1	0	14	1.2
11 BROWN, Gilbert	3-0	13 4.3	1-4	.250	0-1	.000	0-0	.000	1	1	2	0.7	1	0	1	0	0	0	2	0.7
40 POLEN, Maurice	9-0	12 1.3	2-5	.400	0-1	.000	0-0	.000	5	2	7	0.8	1	0	3	2	1	0	4	0.4
35 RIZK, Geoff	9-0	11 1.2	1-8	.125	0-2	.000	0-2	.000	0	0	0	0.0	1	0	1	2	0	1	2	0.2
TEAM									56	50	106	3.5	1		9					

Total	30	6076	791-1635	.484	185-483	.383	385-577	.667	354	719	1073	35.8	495	8	540	365	98	153	2152	71.7
Opponents	30	6076	655-1621	.404	171-559	.306	364-514	.708	321	591	912	30.4	530	-	354	377	90	155	1845	61.5

TEAM STATISTICS	PITT	OPP	DATE	OPPONENT	W/L	SCORE	ATTEND
SCORING	2152	1845	\$11/12/06	vs Western Michigan	W	86-67	1769
Points per game	71.7	61.5	11/14/06	DELAWARE STATE	W	67-50	10021
Scoring margin	+10.2	-	#11/17/06	NORTHEASTERN	W	78-52	8691
FIELD GOALS-ATT	791-1635	655-1621	#11/18/06	MASSACHUSETTS	W	85-68	10209
Field goal pct	.484	.404	#11/19/06	OAKLAND	W	66-55	9442
3 POINT FG-ATT	185-483	171-559	#11/24/06	FLORIDA STATE	W	88-66	12508
3-point FG pct	.383	.306	11/29/06	ROBERT MORRIS	W	67-53	11131
3-pt FG made per game	6.2	5.7	12/03/06	at Auburn	W	74-66	6544
FREE THROWS-ATT	385-577	364-514	12/06/06	DUQUESNE	W	73-56	11237
Free throw pct	.667	.708	12/09/06	at Buffalo	W	70-67	6350
REBOUNDS	1073	912	12/16/06	at Wisconsin	L	75-89	17190
Rebounds per game	35.8	30.4	%12/21/06	vs Oklahoma State	LO2	89-95	15229
Rebounding margin	+5.4	-	12/23/06	DAYTON	W	84-54	12508
ASSISTS	540	354	12/30/06	FLORIDA A&M	W	77-51	11954
Assists per game	18.0	11.8	*01/04/06	at Syracuse	W	74-66	21045
TURNOVERS	365	377	*01/07/07	SOUTH FLORIDA	W	69-48	11675
Turnovers per game	12.2	12.6	*01/10/07	at DePaul	W	59-49	10479
Turnover margin	+0.4	-	*01/13/07	GEORGETOWN	W	74-69	12508
Assist/turnover ratio	1.5	0.9	*01/16/07	CONNECTICUT	W	63-54	12508
STEALS	153	155	*01/21/07	MARQUETTE	LOT	74-77	12508
Steals per game	5.1	5.2	*01/24/07	at Cincinnati	W	67-51	9196
BLOCKS	98	90	*01/27/07	ST. JOHN'S	W	72-46	12508
Blocks per game	3.3	3.0	*01/29/07	at Villanova	W	65-59	18017
WINNING STREAK	1	-	*02/07/07	at West Virginia	W	60-47	14336
Home win streak	2	-	*02/10/07	PROVIDENCE	W	74-68	12508
ATTENDANCE	208997	147210	*02/12/07	LOUISVILLE	L	53-66	12065
Home games-Avg/Game	18-11611	10-13021	02/17/07	WASHINGTON	W	65-61	12508
Neutral site-Avg/Game	-	2-8499	*02/19/07	at Seton Hall	W	71-68	7017
			*02/24/07	at Georgetown	L	53-61	20038
			*02/27/07	WEST VIRGINIA	W	80-66	12508

SCORE BY PERIODS: 1st 2nd OT OT2 Total
Pittsburgh 1027 1101 16 8 - 2152
Opponents 886 926 19 14 - 1845

\$ = Maggie Dixon Classic, West Point, N.Y.
= First Commonwealth Colonial Athletic Association Basketball Classic, Pittsbu
% = All-College Classic, Oklahoma City, Okla.
* = Conference game

2006-07 Pitt Men's Basketball Statistics
Pittsburgh Combined Team Statistics (as of Feb 27, 2007)
Conference games

RECORD:	OVERALL	HOME	AWAY	NEUTRAL
ALL GAMES	(12-3)	(6-2)	(6-1)	(0-0)
CONFERENCE	(12-3)	(6-2)	(6-1)	(0-0)
NON-CONFERENCE	(0-0)	(0-0)	(0-0)	(0-0)

## Player	GP-GS	Min--Avg	---TOTAL---		---3-PTS---			---REBOUNDS---				PF	FO	A	TO	Blk	Stl	Pts	Avg	
			FG-FGA	Pct	3FG-FGA	Pct	FT-FTA	Pct	Off	Def	Tot									Avg
33 GRAY, Aaron.....	14-13	402 28.7	79-142	.556	0-0	.000	31-67	.463	41	87	128	9.1	36	0	19	22	22	3	189	13.5
02 FIELDS, Levance....	15-15	456 30.4	51-108	.472	25-61	.410	31-40	.775	8	41	49	3.3	26	2	64	28	1	15	158	10.5
04 RAMON, Ronald.....	15-0	363 24.2	37-77	.481	28-60	.467	38-43	.884	2	22	24	1.6	24	0	27	16	1	7	140	9.3
31 COOK, Mike.....	15-15	389 25.9	46-103	.447	7-18	.389	26-39	.667	14	31	45	3.0	29	1	43	29	1	5	125	8.3
22 GRAVES, Antonio....	15-15	443 29.5	43-110	.391	15-46	.326	22-33	.667	8	23	31	2.1	34	0	42	26	2	16	123	8.2
23 YOUNG, Sam.....	15-2	260 17.3	37-85	.435	6-15	.400	10-19	.526	17	27	44	2.9	19	0	8	20	7	9	90	6.0
14 KENDALL, Levon.....	15-15	384 25.6	34-64	.531	1-4	.250	13-18	.722	31	54	85	5.7	43	2	22	26	8	13	82	5.5
01 BENJAMIN, Keith....	15-0	174 11.6	20-49	.408	6-21	.286	4-8	.500	4	14	18	1.2	12	0	12	8	0	5	50	3.3
05 BIGGS, Tyrell.....	15-0	135 9.0	16-33	.485	3-8	.375	8-12	.667	9	15	24	1.6	23	1	7	9	1	1	43	2.9
21 HUDSON, Doyle.....	4-0	9 2.3	4-5	.800	0-0	.000	0-2	.000	1	4	5	1.3	0	0	0	0	1	0	8	2.0
35 RIZK, Geoff.....	4-0	5 1.3	0-0	.000	0-0	.000	0-0	.000	0	0	0	0.0	0	0	1	1	0	0	0	0.0
40 POLEN, Maurice....	4-0	6 1.5	0-1	.000	0-1	.000	0-0	.000	0	0	0	0.0	1	0	3	1	0	0	0	0.0
TEAM.....									36	28	64	4.3	1		7					
Total.....	15	3026	367-777	.472	91-234	.389	183-281	.651	171	346	517	34.5	248	6	248	193	44	74	1008	67.2
Opponents.....	15	3026	322-783	.411	80-284	.282	171-247	.692	155	290	445	29.7	259	-	172	191	47	88	895	59.7

TEAM STATISTICS	PITT	OPP	DATE	OPPONENT	W/L	SCORE	ATTEND
SCORING.....	1008	895	*01/04/06	at Syracuse	W	74-66	21045
Points per game.....	67.2	59.7	*01/07/07	SOUTH FLORIDA	W	69-48	11675
Scoring margin.....	+7.5	-	*01/10/07	at DePaul	W	59-49	10479
FIELD GOALS-ATT.....	367-777	322-783	*01/13/07	GEORGETOWN	W	74-69	12508
Field goal pct.....	.472	.411	*01/16/07	CONNECTICUT	W	63-54	12508
3 POINT FG-ATT.....	91-234	80-284	*01/21/07	MARQUETTE	LOT	74-77	12508
3-point FG pct.....	.389	.282	*01/24/07	at Cincinnati	W	67-51	9196
3-pt FG made per game..	6.1	5.3	*01/27/07	ST. JOHN'S	W	72-46	12508
FREE THROWS-ATT.....	183-281	171-247	*01/29/07	at Villanova	W	65-59	18017
Free throw pct.....	.651	.692	*02/07/07	at West Virginia	W	60-47	14336
REBOUNDS.....	517	445	*02/10/07	PROVIDENCE	W	74-68	12508
Rebounds per game.....	34.5	29.7	*02/12/07	LOUISVILLE	L	53-66	12065
Rebounding margin.....	+4.8	-	*02/19/07	at Seton Hall	W	71-68	7017
ASSISTS.....	248	172	*02/24/07	at Georgetown	L	53-61	20038
Assists per game.....	16.5	11.5	*02/27/07	WEST VIRGINIA	W	80-66	12508
TURNOVERS.....	193	191	\$ = Maggie Dixon Classic, West Point, N.Y.				
Turnovers per game....	12.9	12.7	# = First Commonwealth Colonial Athletic Association Basketball Classic, Pittsburgh				
Turnover margin.....	-0.1	-	% = All-College Classic, Oklahoma City, Okla.				
Assist/turnover ratio..	1.3	0.9	* = Conference game				
STEALS.....	74	88					
Steals per game.....	4.9	5.9					
BLOCKS.....	44	47					
Blocks per game.....	2.9	3.1					
WINNING STREAK.....	1	-					
Home win streak.....	1	-					
ATTENDANCE.....	98788	100128					
Home games-Avg/Game....	8-12348	7-14304					
Neutral site-Avg/Game..	-	0-0					

SCORE BY PERIODS:	1st	2nd	OT	Total
Pittsburgh.....	443	555	10	1008
Opponents.....	411	471	13	895

2006-07 Pitt Men's Basketball Statistics
Pittsburgh Team Game-by-Game (as of Feb 27, 2007)
All games

TEAM STATISTICS

Opponent	Date	Score	W/L	---TOTAL---		---3-PTRS---		---FT-FTA---		----REBOUNDS----				PF	A	TO	Blk	Stl	Pts---Avg		
				FG-FGA	Pct	3FG-FGA	Pct	FT-FTA	Pct	Off	Def	Tot	Avg						Pts	Avg	
vs Western Michigan	11/12/06	86-67	W	35-59	.593	7-14	.500	9-14	.643	7	30	37	37.0	15	23	17	4	5	86	86.0	
DELAWARE STATE	11/14/06	67-50	W	24-47	.511	5-12	.417	14-19	.737	10	24	34	35.5	9	20	8	3	3	67	76.5	
NORTHEASTERN	11/17/06	78-52	W	31-61	.508	5-12	.417	11-14	.786	11	33	44	38.3	12	22	12	2	5	78	77.0	
MASSACHUSETTS	11/18/06	85-68	W	31-62	.500	8-17	.471	15-21	.714	15	21	36	37.8	18	23	10	4	9	85	79.0	
OAKLAND	11/19/06	66-55	W	23-47	.489	5-12	.417	15-18	.833	13	23	36	37.4	15	15	17	2	0	66	76.4	
FLORIDA STATE	11/24/06	88-66	W	35-56	.625	10-18	.556	8-11	.727	9	19	28	35.8	16	28	13	3	6	88	78.3	
ROBERT MORRIS	11/29/06	67-53	W	27-53	.509	2-17	.118	11-18	.611	9	27	36	35.9	14	18	9	6	5	67	76.7	
at Auburn	12/03/06	74-66	W	28-59	.475	8-20	.400	10-19	.526	16	30	46	37.1	21	16	18	3	5	74	76.4	
DUQUESNE	12/06/06	73-56	W	28-62	.452	6-20	.300	11-14	.786	14	25	39	37.3	15	21	11	6	7	73	76.0	
at Buffalo	12/09/06	70-67	W	25-50	.500	4-11	.364	16-23	.696	12	21	33	36.9	10	16	8	2	7	70	75.4	
at Wisconsin	12/16/06	75-89	L	25-59	.424	6-18	.333	19-30	.633	13	18	31	36.4	28	12	10	2	4	75	75.4	
vs Oklahoma State	12/21/06	89-95	Lot	30-62	.484	6-18	.333	23-34	.676	9	26	35	36.2	28	19	10	4	7	89	76.5	
DAYTON	12/23/06	84-54	W	35-62	.565	5-14	.357	9-17	.529	17	28	45	36.9	19	24	15	3	5	84	77.1	
FLORIDA A&M	12/30/06	77-51	W	26-61	.426	13-31	.419	12-19	.632	13	31	44	37.4	13	23	8	6	4	77	77.1	
at Syracuse	01/04/06	74-66	W	28-58	.483	9-22	.409	9-17	.529	12	23	35	37.3	7	19	11	2	8	74	76.9	
SOUTH FLORIDA	01/07/07	69-48	W	26-61	.426	10-16	.625	7-12	.583	16	22	38	37.3	17	18	8	5	5	69	76.4	
at DePaul	01/10/07	59-49	W	23-51	.451	3-8	.375	10-14	.714	8	27	35	37.2	9	14	11	1	8	59	75.4	
GEORGETOWN	01/13/07	74-69	W	28-47	.596	3-10	.300	15-19	.789	9	14	23	36.4	14	22	7	2	4	74	75.3	
CONNECTICUT	01/16/07	63-54	W	20-45	.444	6-11	.545	17-24	.708	10	26	36	36.4	20	13	18	5	2	63	74.6	
MARQUETTE	01/21/07	74-77	Lot	23-55	.418	5-18	.278	23-36	.639	14	25	39	36.5	26	17	18	2	4	74	74.6	
at Cincinnati	01/24/07	67-51	W	23-38	.605	12-19	.632	9-15	.600	5	22	27	36.0	11	13	15	0	4	67	74.2	
ST. JOHN'S	01/27/07	72-46	W	31-64	.484	5-18	.278	5-11	.455	14	28	42	36.3	14	23	7	3	1	72	74.1	
at Villanova	01/29/07	65-59	W	21-49	.429	8-19	.421	15-18	.833	10	20	30	36.0	17	16	15	6	10	65	73.7	
at West Virginia	02/07/07	60-47	W	24-46	.522	3-8	.375	9-14	.643	6	32	38	36.1	15	15	16	2	6	60	73.2	
PROVIDENCE	02/10/07	74-68	W	28-60	.467	5-13	.385	13-21	.619	11	22	33	36.0	20	18	10	4	6	74	73.2	
LOUISVILLE	02/12/07	53-66	L	17-48	.354	3-21	.143	16-22	.727	16	18	34	35.9	21	11	19	5	2	53	72.4	
WASHINGTON	02/17/07	65-61	W	21-58	.362	4-15	.267	19-25	.760	15	17	32	35.8	14	12	6	4	7	65	72.1	
at Seton Hall	02/19/07	71-68	W	27-49	.551	4-11	.364	13-18	.722	8	24	32	35.6	19	12	14	3	6	71	72.1	
at Georgetown	02/24/07	53-61	L	19-58	.328	7-24	.292	8-16	.500	22	15	37	35.7	22	13	13	1	6	53	71.4	
WEST VIRGINIA	02/27/07	80-66	W	29-48	.604	8-16	.500	14-24	.583	10	28	38	35.8	16	24	11	3	2	80	71.7	
Pittsburgh				2152	791-1635	.484	185-483	.383	385-577	.667	354	719	1073	35.8	495	540	365	98	153	2152	71.7
Opponents				1845	655-1621	.404	171-559	.306	364-514	.708	321	591	912	30.4	530	354	377	90	155	1845	61.5

Games played: 30
Points/game: 71.7
FG Pct: 48.4
3FG Pct: 38.3
FT Pct: 66.7

Rebounds/game: 35.8
Assists/game: 18.0
Turnovers/game: 12.2
Assist/turnover ratio: 1.5
Steals/game: 5.1
Blocks/game: 3.3

2006-07 Pitt Men's Basketball Statistics
Pittsburgh Opponent Game-by-Game (as of Feb 27, 2007)
All games

OPPONENT STATISTICS

Opponent	Date	Score	W/L	---TOTAL---		---3-PTRS---		---FT-FTA---		----REBOUNDS----				PF	A	TO	Blk	Stl	Pts---Avg	
				FG-FGA	Pct	3FG-FGA	Pct	FT-FTA	Pct	Off	Def	Tot	Avg							
vs Western Michigan	11/12/06	86-67	W	24-61	.393	10-23	.435	9-16	.563	11	18	29	29.0	17	14	15	2	10	67	67.0
DELAWARE STATE	11/14/06	67-50	W	19-54	.352	7-27	.259	5-7	.714	11	18	29	29.0	18	9	7	2	2	50	58.5
NORTHEASTERN	11/17/06	78-52	W	20-57	.351	6-26	.231	6-7	.857	5	20	25	27.7	12	14	13	4	1	52	56.3
MASSACHUSETTS	11/18/06	85-68	W	23-48	.479	7-14	.500	15-23	.652	9	17	26	27.3	22	12	16	4	1	68	59.2
OAKLAND	11/19/06	66-55	W	19-52	.365	3-9	.333	14-16	.875	11	13	24	26.6	18	9	8	0	6	55	58.4
FLORIDA STATE	11/24/06	88-66	W	22-49	.449	9-19	.474	13-16	.813	9	11	20	25.5	13	7	16	3	7	66	59.7
ROBERT MORRIS	11/29/06	67-53	W	20-54	.370	7-24	.292	6-7	.857	6	20	26	25.6	21	12	12	2	4	53	58.7
at Auburn	12/03/06	74-66	W	25-61	.410	3-20	.150	13-23	.565	13	21	34	26.6	21	12	14	6	7	66	59.6
DUQUESNE	12/06/06	73-56	W	20-52	.385	6-21	.286	10-16	.625	9	23	32	27.2	16	15	16	1	9	56	59.2
at Buffalo	12/09/06	70-67	W	27-60	.450	5-22	.227	8-11	.727	15	18	33	27.8	16	18	8	2	3	67	60.0
at Wisconsin	12/16/06	75-89	L	25-54	.463	8-16	.500	31-44	.705	14	27	41	29.0	21	14	8	4	4	89	62.6
vs Oklahoma State	12/21/06	89-95	Lot	29-69	.420	5-15	.333	32-38	.842	18	29	47	30.5	24	14	13	1	5	95	65.3
DAYTON	12/23/06	84-54	W	17-51	.333	5-15	.333	15-21	.714	7	15	22	29.8	17	7	12	5	4	54	64.5
FLORIDA A&M	12/30/06	77-51	W	19-60	.317	3-13	.231	10-14	.714	13	24	37	30.4	15	13	12	3	2	51	63.5
at Syracuse	01/04/06	74-66	W	26-60	.433	5-19	.263	9-10	.900	12	23	35	30.7	15	13	11	3	10	66	63.7
SOUTH FLORIDA	01/07/07	69-48	W	18-44	.409	5-13	.385	7-12	.583	8	20	28	30.5	14	12	15	5	1	48	62.7
at DePaul	01/10/07	59-49	W	19-55	.345	6-23	.261	5-8	.625	12	22	34	30.7	15	12	14	2	4	49	61.9
GEORGETOWN	01/13/07	74-69	W	28-46	.609	5-14	.357	8-11	.727	6	12	18	30.0	14	16	10	3	3	69	62.3
CONNECTICUT	01/16/07	63-54	W	21-59	.356	2-13	.154	10-23	.435	18	18	36	30.3	21	7	12	4	9	54	61.8
MARQUETTE	01/21/07	74-77	Lot	22-50	.440	9-22	.409	24-31	.774	5	24	29	30.3	28	11	15	3	6	77	62.6
at Cincinnati	01/24/07	67-51	W	19-52	.365	4-18	.222	9-15	.600	13	11	24	30.0	13	7	10	1	8	51	62.0
ST. JOHN'S	01/27/07	72-46	W	17-53	.321	4-24	.167	8-9	.889	7	21	28	29.9	13	11	12	4	1	46	61.3
at Villanova	01/29/07	65-59	W	19-50	.380	5-19	.263	16-20	.800	14	21	35	30.1	13	10	17	1	8	59	61.2
at West Virginia	02/07/07	60-47	W	16-49	.327	6-27	.222	9-11	.818	2	19	21	29.7	13	10	10	4	5	47	60.6
PROVIDENCE	02/10/07	74-68	W	28-61	.459	5-15	.333	7-16	.438	16	25	41	30.2	22	13	16	1	3	68	60.9
LOUISVILLE	02/12/07	53-66	L	26-54	.481	4-12	.333	10-18	.556	14	19	33	30.3	21	17	16	4	7	66	61.1
WASHINGTON	02/17/07	65-61	W	24-56	.429	7-11	.636	6-8	.750	15	27	42	30.7	20	12	16	4	2	61	61.1
at Seton Hall	02/19/07	71-68	W	23-57	.404	6-17	.353	16-20	.800	12	19	31	30.7	18	8	11	1	8	68	61.4
at Georgetown	02/24/07	53-61	L	18-38	.474	3-15	.200	22-29	.759	8	23	31	30.7	18	8	14	7	8	61	61.3
WEST VIRGINIA	02/27/07	80-66	W	22-55	.400	11-33	.333	11-14	.786	8	13	21	30.4	21	17	8	4	7	66	61.5
Opponents		1845		655-1621	.404	171-559	.306	364-514	.708	321	591	912	30.4	530	354	377	90	155	1845	61.5
Pittsburgh		2152		791-1635	.484	185-483	.383	385-577	.667	354	719	1073	35.8	495	540	365	98	153	2152	71.7

Games played: 30
Points/game: 61.5
FG Pct: 40.4
3FG Pct: 30.6
FT Pct: 70.8

Rebounds/game: 30.4
Assists/game: 11.8
Turnovers/game: 12.6
Assist/turnover ratio: 0.9
Steals/game: 5.2
Blocks/game: 3.0

2006-07 Pitt Men's Basketball Statistics
Pittsburgh Game-by-Game Points-Rebounds-Assists (as of Feb 27, 2007)
All games

Opponent	Date	Score	WL	01		02		04		05		11		14		21		22		23	
				BENJAMIN,	FIELDS,LE	RAMON,RON	BIGGS, TYR	BROWN,GIL	KENDALL,L	HUDSON,DO	GRAVES,AN	YOUNG,SAM									
vs Western Michigan	11/12/06	86-67	W	6- 1- 2	3- 3- 9	16- 1- 4	11- 2- 1	DNP		2- 7- 1	0- 0- 0	9- 3- 2	12- 1- 2								
DELAWARE STATE	11/14/06	67-50	W	0- 0- 0	3- 5- 8	9- 0- 3	0- 5- 1	DNP		10- 6- 1	0- 0- 0	10- 1- 3	5- 3- 0								
NORTHEASTERN	11/17/06	78-52	W	11- 3- 0	5- 5- 5	3- 2- 3	2- 2- 1	DNP		4- 4- 5	2- 2- 0	15- 2- 3	4- 5- 3								
MASSACHUSETTS	11/18/06	85-68	W	0- 0- 1	13- 5- 5	7- 3- 6	11- 8- 2	DNP		8- 7- 3	DNP	12- 2- 2	6- 1- 0								
OAKLAND	11/19/06	66-55	W	8- 0- 0	5- 0- 6	5- 0- 2	2- 5- 0	DNP		11- 9- 2	DNP	3- 2- 4	3- 3- 0								
FLORIDA STATE	11/24/06	88-66	W	6- 1- 0	6- 0- 5	12- 1- 5	11- 4- 2	0- 1- 0		0- 2- 1	2- 2- 0	17- 3- 3	10- 4- 1								
ROBERT MORRIS	11/29/06	67-53	W	6- 0- 1	8- 2- 6	6- 3- 3	2- 1- 1	DNP		10- 7- 0	0- 0- 0	3- 2- 3	0- 1- 0								
at Auburn	12/03/06	74-66	W	7- 3- 1	9- 8- 3	13- 3- 1	4- 1- 2	DNP		2- 9- 5	DNP	14- 4- 1	0- 0- 1								
DUQUESNE	12/06/06	73-56	W	0- 0- 0	8- 2- 2	5- 5- 3	10- 2- 0	0- 1- 0		7- 8- 2	0- 0- 0	7- 1- 4	10- 2- 1								
at Buffalo	12/09/06	70-67	W	5- 0- 0	11- 5- 5	3- 1- 0	2- 1- 0	DNP		6- 6- 4	DNP	11- 2- 1	1- 1- 0								
at Wisconsin	12/16/06	75-89	L	2- 3- 0	10- 0- 4	16- 1- 2	2- 2- 0	DNP		3- 3- 2	DNP	11- 3- 0	0- 4- 1								
vs Oklahoma State	12/21/06	89-95	OL	0- 2- 2	15- 2- 3	3- 3- 2	0- 0- 1	DNP		5- 3- 0	DNP	17- 4- 2	10- 2- 3								
DAYTON	12/23/06	84-54	W	3- 3- 1	16- 3- 4	8- 0- 4	8- 2- 2	2- 0- 1		4- 7- 0	2- 1- 0	7- 2- 3	18- 4- 2								
FLORIDA A&M	12/30/06	77-51	W	5- 2- 1	10- 6- 5	11- 4- 4	0- 2- 1	DNP		6- 3- 3	0- 0- 0	14- 2- 2	6- 5- 1								
at Syracuse	01/04/06	74-66	W	6- 2- 1	24- 4- 5	12- 1- 3	2- 2- 1	DNP		2- 4- 0	DNP	9- 1- 5	2- 1- 1								
SOUTH FLORIDA	01/07/07	69-48	W	7- 0- 1	11- 2- 5	9- 3- 5	3- 3- 0	DNP		5- 7- 0	2- 2- 0	9- 0- 2	7- 5- 0								
at DePaul	01/10/07	59-49	W	2- 2- 1	8- 7- 7	3- 1- 0	2- 1- 0	DNP		6- 4- 2	DNP	10- 2- 0	0- 3- 1								
GEORGETOWN	01/13/07	74-69	W	6- 1- 0	5- 2- 6	10- 0- 0	4- 2- 1	DNP		9- 4- 5	DNP	11- 1- 2	0- 0- 0								
CONNECTICUT	01/16/07	63-54	W	0- 2- 0	6- 1- 2	17- 2- 2	2- 1- 0	DNP		4- 3- 0	DNP	8- 1- 1	0- 0- 0								
MARQUETTE	01/21/07	74-77	OL	2- 1- 0	2- 2- 4	21- 4- 1	0- 0- 0	DNP		10- 6- 4	DNP	12- 5- 4	0- 2- 0								
at Cincinnati	01/24/07	67-51	W	2- 0- 1	18- 1- 2	10- 0- 2	1- 2- 0	DNP		0- 4- 1	0- 0- 0	8- 1- 3	10- 2- 1								
ST. JOHN'S	01/27/07	72-46	W	4- 1- 1	7- 7- 6	7- 3- 4	5- 0- 1	DNP		6- 9- 1	4- 1- 0	7- 4- 2	11- 3- 1								
at Villanova	01/29/07	65-59	W	9- 0- 0	20- 2- 2	3- 1- 0	0- 1- 0	DNP		6- 7- 3	DNP	13- 0- 7	0- 1- 0								
at West Virginia	02/07/07	60-47	W	0- 3- 2	4- 4- 5	10- 3- 1	0- 0- 1	DNP		2- 3- 1	DNP	6- 4- 2	21- 7- 0								
PROVIDENCE	02/10/07	74-68	W	4- 1- 1	8- 3- 2	3- 1- 4	3- 0- 0	DNP		2-10- 2	DNP	13- 3- 3	8- 4- 1								
LOUISVILLE	02/12/07	53-66	L	2- 2- 0	11- 1- 4	5- 2- 1	6- 3- 0	DNP		2- 3- 1	DNP	3- 2- 2	7- 4- 0								
WASHINGTON	02/17/07	65-61	W	0- 1- 0	14- 4- 4	11- 1- 3	3- 0- 0	DNP		4- 4- 1	DNP	3- 1- 0	10- 3- 0								
at Seton Hall	02/19/07	71-68	W	4- 1- 2	15- 5- 2	9- 1- 0	6- 4- 2	DNP		14- 8- 1	DNP	4- 2- 2	11- 4- 1								
at Georgetown	02/24/07	53-61	L	0- 1- 1	5- 4- 7	11- 1- 1	2- 3- 0	DNP		2- 4- 0	DNP	3- 3- 1	11- 8- 1								
WEST VIRGINIA	02/27/07	80-66	W	2- 1- 1	14- 4- 5	10- 1- 3	7- 2- 1	DNP		12- 9- 1	2- 2- 0	7- 2- 6	2- 0- 1								

Opponent	Date	Score	WL	31		33		35		40	
				COOK,MIKE	GRAY,AARO	RIZK,GEOF	POLEN,MAU				
vs Western Michigan	11/12/06	86-67	W	17- 1- 0	10-13- 2	0- 0- 0	0- 2- 0				
DELAWARE STATE	11/14/06	67-50	W	13- 0- 1	17- 8- 3	DNP	DNP				
NORTHEASTERN	11/17/06	78-52	W	8- 4- 2	24-14- 0	0- 0- 0	0- 0- 0				
MASSACHUSETTS	11/18/06	85-68	W	14- 3- 4	14- 5- 0	DNP	DNP				
OAKLAND	11/19/06	66-55	W	6- 1- 0	23-13- 1	DNP	DNP				
FLORIDA STATE	11/24/06	88-66	W	15- 2- 9	9- 5- 2	0- 0- 0	0- 0- 0				
ROBERT MORRIS	11/29/06	67-53	W	11- 0- 3	21-15- 1	DNP	DNP				
at Auburn	12/03/06	74-66	W	9- 4- 1	16-12- 1	DNP	DNP				
DUQUESNE	12/06/06	73-56	W	11- 5- 6	15-12- 3	DNP	DNP				
at Buffalo	12/09/06	70-67	W	12- 5- 4	19-11- 2	DNP	DNP				
at Wisconsin	12/16/06	75-89	L	14- 3- 1	17- 8- 2	DNP	DNP				
vs Oklahoma State	12/21/06	89-95	OL	15- 7- 3	24-10- 3	DNP	DNP				
DAYTON	12/23/06	84-54	W	9- 3- 4	5-15- 3	0- 0- 0	2- 3- 0				
FLORIDA A&M	12/30/06	77-51	W	16- 4- 4	5-11- 2	2- 0- 0	2- 2- 0				
at Syracuse	01/04/06	74-66	W	8- 3- 2	9- 9- 1	DNP	DNP				
SOUTH FLORIDA	01/07/07	69-48	W	9- 3- 3	7- 5- 0	0- 0- 0	0- 0- 2				
at DePaul	01/10/07	59-49	W	10- 6- 3	18- 7- 0	DNP	DNP				
GEORGETOWN	01/13/07	74-69	W	18- 4- 5	11- 4- 3	DNP	DNP				
CONNECTICUT	01/16/07	63-54	W	4- 2- 6	22-19- 2	DNP	DNP				
MARQUETTE	01/21/07	74-77	OL	11- 4- 2	16- 9- 2	DNP	DNP				
at Cincinnati	01/24/07	67-51	W	9- 4- 1	9-10- 2	0- 0- 0	0- 0- 0				
ST. JOHN'S	01/27/07	72-46	W	8- 2- 4	13-10- 1	0- 0- 1	0- 0- 1				
at Villanova	01/29/07	65-59	W	0- 3- 4	14-10- 0	DNP	DNP				
at West Virginia	02/07/07	60-47	W	3- 2- 2	14- 9- 1	DNP	DNP				
PROVIDENCE	02/10/07	74-68	W	11- 0- 2	22- 7- 3	DNP	DNP				
LOUISVILLE	02/12/07	53-66	L	5- 0- 1	12-10- 2	DNP	DNP				
WASHINGTON	02/17/07	65-61	W	15- 4- 2	5-10- 2	DNP	DNP				
at Seton Hall	02/19/07	71-68	W	8- 6- 2	DNP	DNP	DNP				
at Georgetown	02/24/07	53-61	L	9- 3- 1	10- 6- 1	DNP	DNP				
WEST VIRGINIA	02/27/07	80-66	W	12- 3- 5	12-13- 1	0- 0- 0	0- 0- 0				

2006-07 Pitt Men's Basketball Statistics
Pittsburgh Game-by-Game Highs (as of Feb 27, 2007)
All games

Opponent	Date	Score	WL	POINTS	REBOUNDS	ASSISTS	STEALS	BLOCKED SHOTS
vs Western Michigan	11/12/06	86-67	W	17-COOK, Mike	13-GRAY, Aaron	9-FIELDS, Levan	2-FIELDS, Levan	2-YOUNG, Sam GRAY, Aaron
DELAWARE STATE	11/14/06	67-50	W	17-GRAY, Aaron	8-GRAY, Aaron	8-FIELDS, Levan	2-GRAVES, Anton	1-KENDALL, Levo YOUNG, Sam GRAY, Aaron
NORTHEASTERN	11/17/06	78-52	W	24-GRAY, Aaron	14-GRAY, Aaron	5-FIELDS, Levan KENDALL, Levo	3-BENJAMIN, Kei	1-KENDALL, Levo RAMON, Ronald
MASSACHUSETTS	11/18/06	85-68	W	14-COOK, Mike GRAY, Aaron	8-BIGGS, Tyrell	6-RAMON, Ronald	3-KENDALL, Levo	2-KENDALL, Levo
OAKLAND	11/19/06	66-55	W	23-GRAY, Aaron	13-GRAY, Aaron	6-FIELDS, Levan	None	1-GRAY, Aaron KENDALL, Levo
FLORIDA STATE	11/24/06	88-66	W	17-GRAVES, Anton	5-GRAY, Aaron	9-COOK, Mike	2-GRAY, Aaron BIGGS, Tyrell	1-GRAY, Aaron YOUNG, Sam KENDALL, Levo
ROBERT MORRIS at Auburn	11/29/06 12/03/06	67-53 74-66	W W	21-GRAY, Aaron 16-GRAY, Aaron	15-GRAY, Aaron 12-GRAY, Aaron	6-FIELDS, Levan 5-KENDALL, Levo	2-RAMON, Ronald 1-BIGGS, Tyrell GRAY, Aaron GRAVES, Anton COOK, Mike RAMON, Ronald	3-GRAY, Aaron 2-GRAY, Aaron
DUQUESNE at Buffalo	12/06/06 12/09/06	73-56 70-67	W W	15-GRAY, Aaron 19-GRAY, Aaron	12-GRAY, Aaron 11-GRAY, Aaron	6-COOK, Mike 5-FIELDS, Levan	3-KENDALL, Levo 2-KENDALL, Levo FIELDS, Levan	2-BIGGS, Tyrell 2-KENDALL, Levo
at Wisconsin	12/16/06	75-89	L	17-GRAY, Aaron	8-GRAY, Aaron	4-FIELDS, Levan	1-GRAY, Aaron KENDALL, Levo YOUNG, Sam COOK, Mike	1-GRAVES, Anton GRAY, Aaron
vs Oklahoma State	12/21/06	89-95	OL	24-GRAY, Aaron	10-GRAY, Aaron	3-COOK, Mike YOUNG, Sam GRAY, Aaron FIELDS, Levan	2-FIELDS, Levan COOK, Mike GRAY, Aaron	3-GRAY, Aaron
DAYTON	12/23/06	84-54	W	18-YOUNG, Sam	15-GRAY, Aaron	4-FIELDS, Levan COOK, Mike RAMON, Ronald	2-COOK, Mike	2-GRAY, Aaron
FLORIDA A&M	12/30/06	77-51	W	16-COOK, Mike	11-GRAY, Aaron	5-FIELDS, Levan	1-FIELDS, Levan RIZK, Geoff KENDALL, Levo COOK, Mike	4-GRAY, Aaron
at Syracuse	01/04/06	74-66	W	24-FIELDS, Levan	9-GRAY, Aaron	5-GRAVES, Anton FIELDS, Levan	4-FIELDS, Levan	2-GRAY, Aaron
SOUTH FLORIDA	01/07/07	69-48	W	11-FIELDS, Levan	7-KENDALL, Levo	5-RAMON, Ronald FIELDS, Levan	1-BENJAMIN, Kei KENDALL, Levo COOK, Mike YOUNG, Sam FIELDS, Levan	4-GRAY, Aaron
at DePaul	01/10/07	59-49	W	18-GRAY, Aaron	7-GRAY, Aaron FIELDS, Levan	7-FIELDS, Levan	3-FIELDS, Levan	1-GRAY, Aaron
GEORGETOWN	01/13/07	74-69	W	18-COOK, Mike	4-GRAY, Aaron KENDALL, Levo COOK, Mike	6-FIELDS, Levan	2-KENDALL, Levo	2-KENDALL, Levo
CONNECTICUT	01/16/07	63-54	W	22-GRAY, Aaron	19-GRAY, Aaron	6-COOK, Mike	1-KENDALL, Levo	4-GRAY, Aaron

2006-07 Pitt Men's Basketball Statistics
Pittsburgh Game-by-Game Highs (as of Feb 27, 2007)
All games

Opponent	Date	Score	WL	POINTS	REBOUNDS	ASSISTS	STEALS	BLOCKED SHOTS
MARQUETTE	01/21/07	74-77	OL	21-RAMON, Ronald	9-GRAY, Aaron	4-GRAVES, Anton FIELDS, Levan KENDALL, Levo	GRAVES, Anton 1-RAMON, Ronald KENDALL, Levo COOK, Mike	1-GRAVES, Anton GRAY, Aaron
at Cincinnati	01/24/07	67-51	W	18-FIELDS, Levan	10-GRAY, Aaron	3-GRAVES, Anton	2-GRAVES, Anton	None
ST. JOHN'S	01/27/07	72-46	W	13-GRAY, Aaron	10-GRAY, Aaron	6-FIELDS, Levan	1-RAMON, Ronald	1-GRAY, Aaron KENDALL, Levo YOUNG, Sam
at Villanova	01/29/07	65-59	W	20-FIELDS, Levan	10-GRAY, Aaron	7-GRAVES, Anton	4-GRAVES, Anton	3-GRAY, Aaron
at West Virginia	02/07/07	60-47	W	21-YOUNG, Sam	9-GRAY, Aaron	5-FIELDS, Levan	2-GRAVES, Anton RAMON, Ronald	1-YOUNG, Sam GRAY, Aaron
PROVIDENCE	02/10/07	74-68	W	22-GRAY, Aaron	10-KENDALL, Levo	4-RAMON, Ronald	3-GRAVES, Anton	2-KENDALL, Levo
LOUISVILLE	02/12/07	53-66	L	12-GRAY, Aaron	10-GRAY, Aaron	4-FIELDS, Levan	1-GRAVES, Anton FIELDS, Levan	3-GRAY, Aaron
WASHINGTON	02/17/07	65-61	W	15-COOK, Mike	10-GRAY, Aaron	4-FIELDS, Levan	2-RAMON, Ronald GRAY, Aaron	2-KENDALL, Levo GRAY, Aaron
at Seton Hall	02/19/07	71-68	W	15-FIELDS, Levan	8-KENDALL, Levo	2-GRAVES, Anton COOK, Mike BENJAMIN, Kei FIELDS, Levan BIGGS, Tyrell	2-RAMON, Ronald	1-GRAVES, Anton FIELDS, Levan RAMON, Ronald
at Georgetown	02/24/07	53-61	L	11-RAMON, Ronald YOUNG, Sam	8-YOUNG, Sam	7-FIELDS, Levan	2-FIELDS, Levan YOUNG, Sam	1-KENDALL, Levo
WEST VIRGINIA	02/27/07	80-66	W	14-FIELDS, Levan	13-GRAY, Aaron	6-GRAVES, Anton	1-COOK, Mike GRAVES, Anton	1-GRAY, Aaron HUDSON, Doyle BIGGS, Tyrell

2006-07 Pitt Men's Basketball Statistics
Pittsburgh Team High/Low Analysis (as of Feb 27, 2007)
All games

Pittsburgh - TEAM GAME HIGHS

POINTS.....	89	vs Oklahoma State (12/21/06)
	88	vs Florida State (11/24/06)
	86	vs Western Michigan (11/12/06)
	85	vs Massachusetts (11/18/06)
	84	vs Dayton (12/23/06)
FIELD GOALS MADE.....	35	vs Dayton (12/23/06)
	35	vs Florida State (11/24/06)
	35	vs Western Michigan (11/12/06)
FIELD GOAL ATTEMPTS.....	64	vs St. John's (01/27/07)
	62	vs Dayton (12/23/06)
	62	vs Oklahoma State (12/21/06)
	62	vs Duquesne (12/06/06)
	62	vs Massachusetts (11/18/06)
FIELD GOAL PERCENTAGE.....	.625 (35-56)	vs Florida State (11/24/06)
	.605 (23-38)	at Cincinnati (01/24/07)
3 PT FIELD GOALS MADE.....	13	vs Florida A&M (12/30/06)
	12	at Cincinnati (01/24/07)
3 PT FG ATTEMPTS.....	31	vs Florida A&M (12/30/06)
	24	at Georgetown (02/24/07)
3 PT FG PERCENTAGE.....	.632 (12-19)	at Cincinnati (01/24/07)
	.625 (10-16)	vs South Florida (01/07/07)
FREE THROWS MADE.....	23	vs Marquette (01/21/07)
	23	vs Oklahoma State (12/21/06)
FREE THROW ATTEMPTS.....	36	vs Marquette (01/21/07)
	34	vs Oklahoma State (12/21/06)
FREE THROW PERCENTAGE.....	.833 (15-18)	at Villanova (01/29/07)
	.833 (15-18)	vs Oakland (11/19/06)
REBOUNDS.....	46	at Auburn (12/03/06)
	45	vs Dayton (12/23/06)
ASSISTS.....	28	vs Florida State (11/24/06)
	24	vs West Virginia (02/27/07)
	24	vs Dayton (12/23/06)
STEALS.....	10	at Villanova (01/29/07)
	9	vs Massachusetts (11/18/06)
BLOCKED SHOTS.....	6	at Villanova (01/29/07)
	6	vs Florida A&M (12/30/06)
	6	vs Duquesne (12/06/06)
	6	vs Robert Morris (11/29/06)
TURNOVERS.....	19	vs Louisville (02/12/07)
	18	vs Marquette (01/21/07)
	18	vs Connecticut (01/16/07)
	18	at Auburn (12/03/06)
FOULS.....	28	vs Oklahoma State (12/21/06)
	28	at Wisconsin (12/16/06)

2006-07 Pitt Men's Basketball Statistics
Pittsburgh High/Low Analysis (as of Feb 27, 2007)
All games

Opponent - GAME HIGHS

POINTS.....	95	vs Oklahoma State (12/21/06)
	89	at Wisconsin (12/16/06)
	77	vs Marquette (01/21/07)
	69	vs Georgetown (01/13/07)
	68	at Seton Hall (02/19/07)
	68	vs Providence (02/10/07)
	68	vs Massachusetts (11/18/06)
FIELD GOALS MADE.....	29	vs Oklahoma State (12/21/06)
	28	vs Providence (02/10/07)
	28	vs Georgetown (01/13/07)
FIELD GOAL ATTEMPTS.....	69	vs Oklahoma State (12/21/06)
	61	vs Providence (02/10/07)
	61	at Auburn (12/03/06)
	61	vs Western Michigan (11/12/06)
FIELD GOAL PERCENTAGE.....	.609 (28-46)	vs Georgetown (01/13/07)
	.481 (26-54)	vs Louisville (02/12/07)
3 PT FIELD GOALS MADE.....	11	vs West Virginia (02/27/07)
	10	vs Western Michigan (11/12/06)
3 PT FG ATTEMPTS.....	33	vs West Virginia (02/27/07)
	27	at West Virginia (02/07/07)
	27	vs Delaware State (11/14/06)
3 PT FG PERCENTAGE.....	.636 (7-11)	vs Washington (02/17/07)
	.500 (8-16)	at Wisconsin (12/16/06)
	.500 (7-14)	vs Massachusetts (11/18/06)
FREE THROWS MADE.....	32	vs Oklahoma State (12/21/06)
	31	at Wisconsin (12/16/06)
FREE THROW ATTEMPTS.....	44	at Wisconsin (12/16/06)
	38	vs Oklahoma State (12/21/06)
FREE THROW PERCENTAGE.....	.900 (9-10)	at Syracuse (01/04/06)
	.889 (8-9)	vs St. John's (01/27/07)
REBOUNDS.....	47	vs Oklahoma State (12/21/06)
	42	vs Washington (02/17/07)
ASSISTS.....	18	at Buffalo (12/09/06)
	17	vs West Virginia (02/27/07)
	17	vs Louisville (02/12/07)
STEALS.....	10	at Syracuse (01/04/06)
	10	vs Western Michigan (11/12/06)
BLOCKED SHOTS.....	7	at Georgetown (02/24/07)
	6	at Auburn (12/03/06)
TURNOVERS.....	17	at Villanova (01/29/07)
	16	vs Washington (02/17/07)
	16	vs Louisville (02/12/07)
	16	vs Providence (02/10/07)
	16	vs Duquesne (12/06/06)
	16	vs Florida State (11/24/06)
	16	vs Massachusetts (11/18/06)
FOULS.....	28	vs Marquette (01/21/07)
	24	vs Oklahoma State (12/21/06)

2006-07 Pitt Men's Basketball Statistics
Pittsburgh High/Low Analysis (as of Feb 27, 2007)
All games

Pittsburgh - GAME LOWS

POINTS.....	53	vs Louisville (02/12/07)
	53	at Georgetown (02/24/07)
	59	at DePaul (01/10/07)
	60	at West Virginia (02/07/07)
	63	vs Connecticut (01/16/07)
FIELD GOALS MADE.....	17	vs Louisville (02/12/07)
	19	at Georgetown (02/24/07)
FIELD GOAL ATTEMPTS.....	38	at Cincinnati (01/24/07)
	45	vs Connecticut (01/16/07)
FIELD GOAL PERCENTAGE.....	.328 (19-58)	at Georgetown (02/24/07)
	.354 (17-48)	vs Louisville (02/12/07)
3 PT FIELD GOALS MADE.....	2	vs Robert Morris (11/29/06)
	3	at DePaul (01/10/07)
	3	vs Georgetown (01/13/07)
	3	at West Virginia (02/07/07)
	3	vs Louisville (02/12/07)
3 PT FG ATTEMPTS.....	8	at DePaul (01/10/07)
	8	at West Virginia (02/07/07)
3 PT FG PERCENTAGE.....	.118 (2-17)	vs Robert Morris (11/29/06)
	.143 (3-21)	vs Louisville (02/12/07)
FREE THROWS MADE.....	5	vs St. John's (01/27/07)
	7	vs South Florida (01/07/07)
FREE THROW ATTEMPTS.....	11	vs Florida State (11/24/06)
	11	vs St. John's (01/27/07)
FREE THROW PERCENTAGE.....	.455 (5-11)	vs St. John's (01/27/07)
	.500 (8-16)	at Georgetown (02/24/07)
REBOUNDS.....	23	vs Georgetown (01/13/07)
	27	at Cincinnati (01/24/07)
ASSISTS.....	11	vs Louisville (02/12/07)
	12	at Wisconsin (12/16/06)
	12	vs Washington (02/17/07)
	12	at Seton Hall (02/19/07)
STEALS.....	0	vs Oakland (11/19/06)
	1	vs St. John's (01/27/07)
BLOCKED SHOTS.....	0	at Cincinnati (01/24/07)
	1	at DePaul (01/10/07)
	1	at Georgetown (02/24/07)
TURNOVERS.....	6	vs Washington (02/17/07)
	7	vs Georgetown (01/13/07)
	7	vs St. John's (01/27/07)
FOULS.....	7	at Syracuse (01/04/06)
	9	vs Delaware State (11/14/06)
	9	at DePaul (01/10/07)

2006-07 Pitt Men's Basketball Statistics
Pittsburgh High/Low Analysis (as of Feb 27, 2007)
All games

Opponent - GAME LOWS

POINTS.....	46	vs St. John's (01/27/07)
	47	at West Virginia (02/07/07)
	48	vs South Florida (01/07/07)
	49	at DePaul (01/10/07)
	50	vs Delaware State (11/14/06)
FIELD GOALS MADE.....	16	at West Virginia (02/07/07)
	17	vs Dayton (12/23/06)
	17	vs St. John's (01/27/07)
FIELD GOAL ATTEMPTS.....	38	at Georgetown (02/24/07)
	44	vs South Florida (01/07/07)
FIELD GOAL PERCENTAGE.....	.317 (19-60)	vs Florida A&M (12/30/06)
	.321 (17-53)	vs St. John's (01/27/07)
3 PT FIELD GOALS MADE.....	2	vs Connecticut (01/16/07)
	3	vs Oakland (11/19/06)
	3	at Auburn (12/03/06)
	3	vs Florida A&M (12/30/06)
	3	at Georgetown (02/24/07)
3 PT FG ATTEMPTS.....	9	vs Oakland (11/19/06)
	11	vs Washington (02/17/07)
3 PT FG PERCENTAGE.....	.150 (3-20)	at Auburn (12/03/06)
	.154 (2-13)	vs Connecticut (01/16/07)
FREE THROWS MADE.....	5	vs Delaware State (11/14/06)
	5	at DePaul (01/10/07)
FREE THROW ATTEMPTS.....	7	vs Delaware State (11/14/06)
	7	vs Northeastern (11/17/06)
	7	vs Robert Morris (11/29/06)
FREE THROW PERCENTAGE.....	.435 (10-23)	vs Connecticut (01/16/07)
	.438 (7-16)	vs Providence (02/10/07)
REBOUNDS.....	18	vs Georgetown (01/13/07)
	20	vs Florida State (11/24/06)
ASSISTS.....	7	vs Florida State (11/24/06)
	7	vs Dayton (12/23/06)
	7	vs Connecticut (01/16/07)
	7	at Cincinnati (01/24/07)
STEALS.....	1	vs Northeastern (11/17/06)
	1	vs Massachusetts (11/18/06)
	1	vs South Florida (01/07/07)
	1	vs St. John's (01/27/07)
BLOCKED SHOTS.....	0	vs Oakland (11/19/06)
	1	vs Duquesne (12/06/06)
	1	vs Oklahoma State (12/21/06)
	1	at Cincinnati (01/24/07)
	1	at Villanova (01/29/07)
	1	vs Providence (02/10/07)
	1	at Seton Hall (02/19/07)
TURNOVERS.....	7	vs Delaware State (11/14/06)
	8	vs Oakland (11/19/06)
	8	at Buffalo (12/09/06)
	8	at Wisconsin (12/16/06)
	8	vs West Virginia (02/27/07)
FOULS.....	12	vs Northeastern (11/17/06)
	13	vs Florida State (11/24/06)
	13	at Cincinnati (01/24/07)
	13	vs St. John's (01/27/07)
	13	at Villanova (01/29/07)

2006-07 Pitt Men's Basketball Statistics
Pittsburgh Player High/Low Analysis (as of Feb 27, 2007)
All games

Pittsburgh - INDIVIDUAL GAME HIGHS

POINTS.....	24	FIELDS, Levance at Syracuse (01/04/06)
	24	GRAY, Aaron vs Oklahoma State (12/21/06)
	24	GRAY, Aaron vs Northeastern (11/17/06)
	23	GRAY, Aaron vs Oakland (11/19/06)
	22	GRAY, Aaron vs Providence (02/10/07)
	22	GRAY, Aaron vs Connecticut (01/16/07)
FIELD GOALS MADE.....	11	GRAY, Aaron vs Oklahoma State (12/21/06)
	11	GRAY, Aaron vs Northeastern (11/17/06)
FIELD GOAL ATT.....	17	GRAY, Aaron vs Providence (02/10/07)
	16	GRAY, Aaron vs Connecticut (01/16/07)
	16	GRAY, Aaron vs Northeastern (11/17/06)
FG PCT (min 5 made).....	1.000 (5-5)	BIGGS, Tyrell vs Western Michigan (11/12/06)
	.875 (7-8)	FIELDS, Levance vs Dayton (12/23/06)
3 PT FG MADE.....	6	FIELDS, Levance at Cincinnati (01/24/07)
	5	RAMON, Ronald vs Western Michigan (11/12/06)
3 PT FG ATTEMPTS.....	10	RAMON, Ronald vs Florida A&M (12/30/06)
	10	RAMON, Ronald at Wisconsin (12/16/06)
3-PT FG PCT (min 2 made).....	1.000 (4-4)	RAMON, Ronald vs Connecticut (01/16/07)
	1.000 (3-3)	COOK, Mike vs Florida A&M (12/30/06)
	1.000 (2-2)	RAMON, Ronald vs West Virginia (02/27/07)
	1.000 (2-2)	RAMON, Ronald at West Virginia (02/07/07)
	1.000 (2-2)	GRAVES, Antonio at DePaul (01/10/07)
	1.000 (2-2)	BENJAMIN, Keith at Syracuse (01/04/06)
	1.000 (2-2)	FIELDS, Levance vs Dayton (12/23/06)
	1.000 (2-2)	BENJAMIN, Keith vs Oakland (11/19/06)
	1.000 (2-2)	YOUNG, Sam vs Massachusetts (11/18/06)
FREE THROWS MADE.....	9	COOK, Mike vs Oklahoma State (12/21/06)
	8	FIELDS, Levance vs Washington (02/17/07)
	8	COOK, Mike at Buffalo (12/09/06)
FREE THROW ATT.....	11	COOK, Mike vs Oklahoma State (12/21/06)
	10	COOK, Mike at Buffalo (12/09/06)
FT PCT (min 3 made).....	1.000 (8-8)	FIELDS, Levance vs Washington (02/17/07)
	1.000 (7-7)	KENDALL, Levon vs Oakland (11/19/06)
	1.000 (4-4)	RAMON, Ronald vs Washington (02/17/07)
	1.000 (4-4)	BIGGS, Tyrell vs Louisville (02/12/07)
	1.000 (4-4)	RAMON, Ronald at West Virginia (02/07/07)
	1.000 (4-4)	FIELDS, Levance at Wisconsin (12/16/06)
	1.000 (4-4)	KENDALL, Levon vs Delaware State (11/14/06)
	1.000 (3-3)	RAMON, Ronald at Villanova (01/29/07)
	1.000 (3-3)	RAMON, Ronald vs Georgetown (01/13/07)
	1.000 (3-3)	FIELDS, Levance vs Western Michigan (11/12/06)
REBOUNDS.....	19	GRAY, Aaron vs Connecticut (01/16/07)
	15	GRAY, Aaron vs Dayton (12/23/06)
	15	GRAY, Aaron vs Robert Morris (11/29/06)
ASSISTS.....	9	COOK, Mike vs Florida State (11/24/06)
	9	FIELDS, Levance vs Western Michigan (11/12/06)
STEALS.....	4	GRAVES, Antonio at Villanova (01/29/07)
	4	FIELDS, Levance at Syracuse (01/04/06)
BLOCKED SHOTS.....	4	GRAY, Aaron vs Connecticut (01/16/07)
	4	GRAY, Aaron vs South Florida (01/07/07)
	4	GRAY, Aaron vs Florida A&M (12/30/06)
TURNOVERS.....	5	COOK, Mike at Seton Hall (02/19/07)
	5	RAMON, Ronald vs Florida State (11/24/06)

2006-07 Pitt Men's Basketball Statistics
Pittsburgh High/Low Analysis (as of Feb 27, 2007)
All games

OPPONENT INDIVIDUAL GAME HIGHS

POINTS.....	32	Tucker, Alando at Wisconsin (12/16/06)
	30	Boggan, Mario vs Oklahoma State (12/21/06)
	27	Butch, Brian at Wisconsin (12/16/06)
	24	HARVEY, Eugene at Seton Hall (02/19/07)
	23	JAMES, Dominic vs Marquette (01/21/07)
	23	DOUGLAS, Toney vs Florida State (11/24/06)
FIELD GOALS MADE.....	10	Tucker, Alando at Wisconsin (12/16/06)
	9	HILL, Herbert vs Providence (02/10/07)
	9	Boggan, Mario vs Oklahoma State (12/21/06)
FIELD GOAL ATT.....	22	IDBIHI, Yassin at Buffalo (12/09/06)
	19	Boggan, Mario vs Oklahoma State (12/21/06)
FG PCT (min 5 made).....	1.000 (5-5)	WOOD, Stephen vs Duquesne (12/06/06)
	.833 (5-6)	EWING, Patrick vs Georgetown (01/13/07)
	.833 (5-6)	HIBBERT, Roy vs Georgetown (01/13/07)
3 PT FG MADE.....	5	DOUGLAS, Toney vs Florida State (11/24/06)
	4	NUTTER, Jamar at Seton Hall (02/19/07)
	4	FITZGERALD, Dan vs Marquette (01/21/07)
	4	JAMES, Dominic vs Marquette (01/21/07)
	4	ROBERTS, Brian vs Dayton (12/23/06)
	4	MOORE, Eric at Buffalo (12/09/06)
	4	LIFE, James vs Massachusetts (11/18/06)
	4	DREWS, Derek vs Western Michigan (11/12/06)
3 PT FG ATTEMPTS.....	11	NUTTER, Jamar at Seton Hall (02/19/07)
	10	IDBIHI, Yassin at Buffalo (12/09/06)
3-PT FG PCT (min 2 made).....	1.000 (4-4)	DREWS, Derek vs Western Michigan (11/12/06)
	1.000 (2-2)	OLIVER, Adrian vs Washington (02/17/07)
	1.000 (2-2)	EWING, Patrick vs Georgetown (01/13/07)
	1.000 (2-2)	WOOD, Stephen vs Duquesne (12/06/06)
FREE THROWS MADE.....	12	SUMPTER, Curtis at Villanova (01/29/07)
	12	Boggan, Mario vs Oklahoma State (12/21/06)
FREE THROW ATT.....	15	SUMPTER, Curtis at Villanova (01/29/07)
	14	Boggan, Mario vs Oklahoma State (12/21/06)
	14	Tucker, Alando at Wisconsin (12/16/06)
FT PCT (min 3 made).....	1.000 (11-11)	HARVEY, Eugene at Seton Hall (02/19/07)
	1.000 (8-8)	Wallace, Jonathan at Georgetown (02/24/07)
	1.000 (6-6)	HOPES, Shawn vs Oakland (11/19/06)
	1.000 (5-5)	BUTLER, Da'Sean vs West Virginia (02/27/07)
	1.000 (4-4)	ALEXANDER, Joe vs West Virginia (02/27/07)
	1.000 (4-4)	SOSA, Edgar vs Louisville (02/12/07)
	1.000 (4-4)	WALLACE, Jonathan vs Georgetown (01/13/07)
	1.000 (4-4)	SANDERS, Rome vs Florida A&M (12/30/06)
	1.000 (4-4)	HUELSMAN, Kurt vs Dayton (12/23/06)
	1.000 (4-4)	Cooper, Kenny vs Oklahoma State (12/21/06)
	1.000 (4-4)	Taylor, Kammron at Wisconsin (12/16/06)
	1.000 (4-4)	Reed, DeWayne at Auburn (12/03/06)
	1.000 (4-4)	ECHEFU, Uche vs Florida State (11/24/06)
	1.000 (4-4)	HERSHBERGER, Andrew vs Western Michigan (11/12/06)
	1.000 (3-3)	NICHOLS, Darris at West Virginia (02/07/07)
	1.000 (3-3)	CUNNINGHAM, Dante at Villanova (01/29/07)
REBOUNDS.....	12	HAWES, Spencer vs Washington (02/17/07)
	12	Dove, Marcus vs Oklahoma State (12/21/06)
	12	Dollard, Josh at Auburn (12/03/06)
ASSISTS.....	9	REDELL, Michael vs Western Michigan (11/12/06)
	7	WILLIAMS, Terrence vs Louisville (02/12/07)
	7	GREEN, Jeff vs Georgetown (01/13/07)

STEALS.....	4	MITCHELL, Robert vs Duquesne (12/06/06)
	3	YOUNG, Frank vs West Virginia (02/27/07)
	3	Wallace, Jonathan at Georgetown (02/24/07)
	3	GAUSE, Paul at Seton Hall (02/19/07)
	3	HARVEY, Eugene at Seton Hall (02/19/07)
	3	WARREN, Jamual at Cincinnati (01/24/07)
	3	MATTHEWS, Wesley vs Marquette (01/21/07)
	3	NICHOLS, Demetris at Syracuse (01/04/06)
	3	Curry,JamesOn vs Oklahoma State (12/21/06)
	3	Robertson, Quantez at Auburn (12/03/06)
	3	CLOUTIER, Donald vs Western Michigan (11/12/06)
BLOCKED SHOTS.....	4	Hibbert, Roy at Georgetown (02/24/07)
	4	PADGETT, David vs Louisville (02/12/07)
TURNOVERS.....	7	REYNOLDS, Scottie at Villanova (01/29/07)
	6	PRICE, A.J. vs Connecticut (01/16/07)
	6	Curry,JamesOn vs Oklahoma State (12/21/06)
FOULS.....	5	Green, Jeff at Georgetown (02/24/07)
	5	GAINES, Stan at Seton Hall (02/19/07)
	5	OLIVER, Adrian vs Washington (02/17/07)
	5	FITZGERALD, Dan vs Marquette (01/21/07)
	5	McNEAL, Jerel vs Marquette (01/21/07)
	5	DYSON, Jerome vs Connecticut (01/16/07)
	5	CHANDLER, Wilson at DePaul (01/10/07)
	5	ROBERTS, Terrence at Syracuse (01/04/06)
	5	Harris, Terrel vs Oklahoma State (12/21/06)
	5	ACHARA, Kieron vs Duquesne (12/06/06)
	5	Dollard, Josh at Auburn (12/03/06)
	5	REDELL, Michael vs Western Michigan (11/12/06)