



PITT BASKETBALL

LAFAYETTE • JANUARY 2, 2008 • PETERSEN EVENTS CENTER • PITTSBURGH

2007-08 SCHEDULE

Date Opponent W/L Time

Hispanic College Fund Challenge (Pittsburgh, Pa.)
 N9 HOUSTON BAPTIST W 103-62
 N10 NORTH CAROLINA A&T W 88-61
 N11 SAINT LOUIS (FSN) W 69-58
 N15 MISSISSIPPI VALLEY STATE W 78-45

N23 BUFFALO W 92-45
 N27 BOSTON U. (FSN) W 80-53
 D1 TOLEDO (Local: CN8) W 78-52
 D5 at Duquesne (ESPN-U) W 73-68
 D8 at Washington (FSN-National) W 75-74
 D15 OKLAHOMA STATE (ESPN) W 85-68

Aeropostale All-America Classic (New York, N.Y.)
 D20 vs. Duke (ESPN) W-OT 65-64

D29 at Dayton (ESPN2) L 80-55
 J2 LAFAYETTE (ESPN-U) 7 p.m.
 J6 at *Villanova (FSN) Noon
 J9 at *South Florida (ESPN2) 7:30 p.m.
 J12 *SETON HALL (FSN) 2 p.m.
 J14 *GEORGETOWN (ESPN) 7 p.m.
 J19 at *Cincinnati (FSN) 4 p.m.
 J23 at *St. John's (FSN) 7 p.m.
 J26 *RUTGERS (ESPN-Classic) 6 p.m.
 J30 *VILLANOVA (ESPN-U) 7 p.m.
 F2 at *Connecticut (CBS) 1 p.m.
 F7 *WEST VIRGINIA (ESPN2) 7 p.m.
 F12 *PROVIDENCE (FSN) 7:30 p.m.
 F15 at *Marquette (ESPN) 9 p.m.
 F21 at *Notre Dame (ESPN) 7 p.m.
 F24 *LOUISVILLE (WTAE) Noon
 F27 *CINCINNATI (FSN) 7:30 p.m.
 M1 at *Syracuse (ESPN) Noon
 M3 at *West Virginia (ESPN) 7 p.m.
 M9 *DEPAUL (WTAE) Noon

M12 at Big East Championship (ESPN) TBA

M20 at NCAA First/Second Rounds TBA
 M27 at NCAA Regionals TBA
 A5 at NCAA Final Four TBA

GAME
13

LAFAYETTE (8-4, 0-0 Patriot League)
 at #13 PITT (11-1, 0-0 Big East)

Wednesday, January 2, 2008 • 7 p.m. ET
 Petersen Events Center (12,508) • Pittsburgh, Pa.

Television: ESPN-U (John Sanders and Mark Adams; Producer: Eric Mosley).

Radio: Pitt Panthers Radio Network (Bill Hillgrove and Dick Groat), 94.5-FM (WWSW), 970 AM (WBGG). Satellite Radio: Sirius Channel 107 (Pitt feed).

Internet Broadcast/Live Stats: www.pittsburghpanthers.com

The Coaches: Pitt: Jamie Dixon, 9th year at Pitt, 5th year as head coach (116-31);

Lafayette: Fran O'Harlan, 13th year (179-177), 13th year overall (179-177).

Rankings: Pitt: 13-AP, 13-ESPN; Lafayette: unranked.

Series: Pitt and Lafayette meet for the 22nd time in men's basketball; Pitt leads the series 15-6; Pitt is 71-55 all-time vs. Patriot League opponents.

No. 13 ranked Pitt (11-1) plays its final non-conference game when it hosts Lafayette (8-4) on Wednesday, January 2. Tipoff is at 7 p.m. ET at the Petersen Events Center.

The game will be televised nationally on ESPN-U with John Sanders (play-by-play) and Mark Adams (color analyst). Eric Mosley will handle production.

For the first time this season, Pitt will be without two of its starters who are sidelined because of injury. Senior small forward Mike Cook (torn ACL) and junior point guard LeVance Fields (fractured left foot). Fields will be out 8-12 weeks and could return by the end of the season. Redshirt freshman Austin Wallace is also out for the season (fractured patella). Those three players have accounted for 26% of Pitt's minutes played, 28% of its

scoring, 47% of assists and 16% of its rebounding (see chart on page 6).

Recently, Pitt concluded a difficult December stretch which included only one home contest (Oklahoma State). Pitt began its stretch with road wins at both Duquesne (73-68) and at Washington (75-74), defeated Oklahoma State at home (85-68) and No. 6 Duke (65-64) in overtime at Madison Square Garden. Pitt took its holiday break before dropping an 80-55 decision at Dayton (Dec. 29). The stretch ranks among the nation's most difficult Decembers. The combined record of Pitt's last five opponents was 41-14. Additionally, Pitt plays only one home game in its next three contests (vs. Lafayette, at Villanova, at South Florida).

Pitt enters the Lafayette game with an 11-

TODAY'S TOP STORYLINES

- Pitt owns a 10-game home win streak.
- Pitt is in its sixth season in the Petersen Events Center and is 88-8 all-time (.917 winning percentage) in the arena. It has won 27 consecutive home games against non-conference opponents and needs one more win to tie the longest streak of its kind since the Petersen Events Center opened in 2003 (28 wins from Nov. 23, 2003-Jan. 2, 2005).
- Pitt is 55-1 vs. non-conference opponents at the Petersen Events Center. Additionally, Pitt has won 76 of its last 77 home games vs. non-conference opponents.
- Jamie Dixon (116-31) concluded December with a 33-3 record during the month and is 59-4 vs. non-conference foes.
- Pitt has held 10 of its 12 opponents under 70 points and outrebounded 10 of its 12 opponents. Pitt has also outscored its opponents by +21.5 margin, outrebounded its opponents by a +9.7 margin and has averaged 78.4 points per game.



PITT PANTHERS ROSTER NOTES

PROBABLE STARTERS

#	NAME	POS	HT	WT	CL	PPG	RPG	CAREER/2007-08 NOTES
23	Sam Young	F	6-6	215	JR	17.5	7.3	•Four 20-plus scoring contests on year
11	Gilbert Brown	F	6-6	200	FR*	4.7	2.8	•Made first career start at Dayton
45	DeJuan Blair	C	6-7	265	FR	11.8	9.8	•Four double-doubles in last six GP
1	Keith Benjamin	G	6-2	190	SR	6.0	2.2	•17.3 minutes per game as off guard
4	Ronald Ramon	G	6-1	185	SR	6.9	2.5	•110 career games, 45 starts

OFF THE BENCH

#	NAME	POS	HT	WT	CL	PPG	RPG	CAREER/2007-08 NOTES
0	Austin Wallace	C	6-9	230	FR*	0.5	0.8	•Out for season: fractured patella (knee)
2	LeVance Fields	G	5-10	190	JR	11.8	3.9	•Sidelined with injury
5	Tyrell Biggs	F	6-8	240	JR	5.6	4.3	•80 career games
22	Brad Wanamaker	G	6-4	200	FR	3.1	1.1	•19 assists on season as backup PG
24	Tim Frye	G	6-4	190	FR	1.3	0.3	•Played in four games on year
31	Mike Cook	F	6-4	215	SR	10.4	2.8	•Out for season: torn ACL vs. Duke
40	Maurice Polen	F	6-5	245	JR	0.0	1.0	•Walk-on forward, 15 career games
50	Cassin Diggs	C	6-10	270	JR	2.0	2.3	•Eight GP on year, 18 rebounds
52	Gary McGhee	C	6-10	255	FR	0.8	1.8	•Played in four games on year

SERIES HISTORY

PITT-LAFAYETTE SERIES

Series Record: 15-6.
 Hosted by Pitt: 10-4.
 Hosted by Lafayette: 5-2.
 Neutral: 0-0.
 Petersen Events Center: 0-0.
 Overtime: 1 (0-1).
 One-Point Games: 0 (0-0).
 Two-Point Games: 0 (0-0).
 Most Points Scored-Pitt: 95
 (95-64 win on 12/4/85).
 Most Points Scored-Lafayette:
 91 (91-78 loss on 1/26/72).
 Largest Victory Margin-Pitt: 31
 (95-64 win on 12/4/85).
 Largest Victory Margin-
 Lafayette: 13 (91-78 loss on
 1/26/72).
 Longest Win Streak-Pitt: 5,
 current.
 Longest Win Streak-Lafayette:
 3, 1917-18-1920-21.

GAME SUMMARY

LAFAYETTE (15-6)
 GP: 21; H: 10-4; A: 5-2; N: 0-0;
 OT: 0-1.

Date	H/A	W/L	Pitt	Laf.
1914-15	A	W	31	24
1915-16	H	W	34	23
1915-16	H	W	25	23
2/8/17	A	W	33	29
2/15/17	H	W	27	25
1917-18	H	L	31	37
1918-19	H	L	30	32
1920-21	H	L	33	37
1923-24	H	W	18	17
1956-57	H	W	69	59
1/11/67	H	W	58	47
2/10/68	A	W	74	70
1/8/69	H	L	41	51
2/6/70	A+	L	74	80
2/17/71	H	W	88	72
1/26/72	A	L	78	91
1/8/83	H	W	65	52
11/30/83	A	W	70	55
12/3/84	H	W	80	66
12/4/85	A	W	95	64
12/22/97	H	W	67	66

1 record. The 11-0 start ranked as the sixth all-time best start to a season in program history. Over the last six seasons, Pitt has enjoyed outstanding starts including an 18-0 record in 2003-04, 15-0 in 2005-06, 11-0 in 2007-08, 10-0 in both 2006-07 and 2004-05 and 9-0 in

NATIONAL POLLS (as of Monday, December 31, 2007)

ASSOCIATED PRESS POLL

Rk.	School (1st Place)	W-L	Pts.
1.	North Carolina (45)	13-0	1,772
2.	Memphis (26)	11-0	1,744
3.	Kansas (1)	13-0	1,667
4.	Washington State	12-0	1,534
5.	UCLA	12-1	1,499
6.	Michigan State	12-1	1,419
7.	Georgetown	9-1	1,324
8.	Tennessee	12-1	1,259
9.	Duke	10-1	1,252
10.	Marquette	10-1	1,157
11.	Indiana	11-1	1,054
12.	Texas A&M	12-1	1,000
13.	PITT	11-1	875
14.	Texas	11-2	857
15.	Vanderbilt	12-0	780
16.	Butler	12-1	720
17.	Villanova	12-0	601
18.	Mississippi	12-0	464
19.	Clemson	11-1	424
20.	Dayton	11-1	385
21.	Arizona	9-3	306
22.	Southern California	9-3	264
23.	Rhode Island	13-1	257
24.	Stanford	11-1	242
25.	Wisconsin	10-2	223

Others receiving votes: St. Mary's 85, Miami, Fla. 59, Oklahoma 46, BYU 27, Baylor 19, West Virginia 15, Xavier 11, Virginia 11, Houston 10, UMass 8.

NOTE:

- Associated Press poll is voted upon by the nation's media (both polls are released on Monday)
- USA Today/ESPN poll is voted on by the nation's coaches

USA TODAY/ESPN COACHES POLL

Rk.	School (1st Place)	W-L	Pts.
1.	North Carolina (23)	13-0	764
2.	Memphis (7)	11-0	749
3.	Kansas (1)	13-0	718
4.	Washington State	12-0	670
5.	UCLA	12-1	649
6.	Michigan State	12-1	602
7.	Georgetown	9-1	544
8.	Duke	10-1	541
9.	Tennessee	12-1	505
10.	Texas A&M	12-1	493
11.	Marquette	10-1	446
12.	Indiana	11-1	423
13.	PITT	11-1	386
14.	Texas	11-2	382
15.	Vanderbilt	12-0	362
16.	Villanova	10-1	320
17.	Butler	12-1	315
18.	Mississippi	12-0	204
19.	Clemson	11-1	198
20.	Stanford	11-1	174
21.	Arizona	9-3	141
22.	Rhode Island	13-1	135
23.	Dayton	11-1	64
24.	Saint Mary's Wisconsin	12-1	53
		10-2	53

Others receiving votes: Miami, Fla. 46, BYU 34, Southern California 28, West Virginia 24, Oregon 12, Louisville 11, Florida 5, NC State 5, Oklahoma 5.

2002-03 (see chart page 4).

With its 11 wins, Pitt has already won 10 or more non-conference games for the seventh consecutive season. In addition, Pitt has won 27 consecutive home victories against non-conference opponents at the Petersen Events Center. The Panthers are attempting to break their Petersen Events Center record for most consecutive home wins against non-conference opponents which is 28 set from Nov. 23, 2003-Jan. 2, 2005. Earlier in the year, Pitt surpassed the one million mark for

attendance in games played at the Petersen Events Center. Pitt now has had 1,024,035 fans attend games in the six-year old Petersen Events Center.

The Lafayette game marks Pitt's final contest before conference play begins. The game marks the 22nd all-time meeting between the two schools. The last time Pitt and Lafayette played in men's basketball was on Dec. 22, 1997, a 67-66 Pitt win at Fitzgerald Field House. Pitt is 71-55 all-time vs. Patriot League opponents.

In accumulating its 11-1 record, Pitt has outscored its opponents by a plus-17.6 margin, outrebounded its opponents by a plus-9.7 margin and has averaged 78.4 points per game. Pitt currently owns a 10-game home win streak dating back to last season.

Pitt enters the Lafayette game after dropping an 80-55 decision at Dayton. It lost Fields in that contest. Prior to its holiday break, Pitt defeated No. 6 Duke 65-64 in overtime. Levance Fields hit a stepback 3-pointer to win the game with 4.7

PITT BASKETBALL WEEKLY MEDIA PLANNER

All practices are closed. For more information on coverage of Pitt men's basketball, contact Associate Media Relations Director Greg Hotchkiss at (412) 491-5296.

WEDNESDAY

January 2

Lafayette at Pitt, 7 p.m.
 ESPN-U
 94.5 FM/970 AM

THURSDAY

January 3

Practice: 1-3:30 p.m.

FRIDAY

January 4

Practice, 1-3:30 p.m.
 Media Opportunity, 3:30 p.m.

SATURDAY

January 5

Practice, TBA
 Travel to Philadelphia

SUNDAY

January 6

Pitt at Villanova, Noon
 ESPN-R/FSN
 94.5/970 AM

MONDAY

January 7

Practice, TBA

COLLEGE BASKETBALL'S BEST PROGRAMS OVER THE LAST SEVEN YEARS

Where Pitt ranks among national winning percentage leaders and top programs over the last seven seasons; updated as of December 31, 2007.

School	2007-08	2001-07	Total	Pct.
Duke	10-1	167-38	177-39	.819
Memphis	11-0	160-38	171-38	.818
Kansas	13-0	168-41	181-41	.815
Gonzaga	9-4	159-36	168-40	.808
PITTSBURGH	11-1	162-41	173-42	.805
Florida	12-2	158-45	170-47	.783
Illinois	8-5	163-44	171-49	.778
Southern Illinois	6-6	152-44	158-50	.760
Kentucky	6-6	153-50	159-56	.740
Connecticut	9-2	153-49	162-57	.740
Texas	11-2	148-55	159-57	.736
Syracuse	10-3	150-55	160-58	.734
Wisconsin	10-2	142-55	152-57	.727
Xavier	9-3	141-55	150-58	.721
Arizona	9-3	140-55	149-58	.720
Oklahoma	10-3	134-55	144-58	.713
Louisville	9-3	142-58	151-61	.712
Marquette	10-1	135-58	145-59	.710
Western Kentucky	9-4	132-54	141-58	.709
Boston College	9-2	134-59	143-61	.700
Oklahoma State	7-5	141-59	148-64	.698
Stanford	11-1	126-61	137-62	.688
Maryland	7-6	136-61	143-67	.681
Mississippi State	8-5	133-61	141-66	.681

MOST NCAA SWEET SIXTEEN APPEARANCES IN LAST SIX YEARS

Since 2002, Pitt is one of only five schools nationwide to advance to the NCAA Sweet Sixteen at least four times over the last six years. Pitt has advanced to Sweet Sixteen action in 2002, 2003, 2004 and 2007. Here is a chart depicting where Pitt ranks among schools over the last six years:

School	App. since 2002
Duke	5
PITT	4
Kansas	4
Texas	4
Connecticut	4
Arizona	3
Illinois	3
Kentucky	3
Michigan State	3
Southern Illinois	3
UCLA	3

PITT'S SIX-YEAR SUCCESS (2001-07)

The following is a list of accomplishments achieved by the Pitt Basketball program over the last six seasons (2001-07):

- Compiled a 162-41 record over the last six seasons and .798 winning percentage which ranks among the nation's top five best winning percentages during that span. The record also tops the Big East from 2001-07.
- Captured three Big East regular season titles: 2001-02 Big East West Division, 2002-03 Big East West Division, 2003-04 Big East regular season.
- Won Pitt's first-ever Big East Tournament title in 2003.
- Advanced to the NCAA Tournament for a school-record six consecutive seasons.
- One of only 12 schools nationwide to advance to the NCAA Tournament in each of the last six seasons.
- Achieved a school record and sixth straight 20-plus win season in 2006-07.
- Averaged 27.0 victories per season over the last six years.
- Advanced to the Big East Championship title game in four straight seasons (2001-04), one of only two conference schools to achieve that honor. Pitt has advanced to the Big East Championship title game in six of the last seven years.
- Compiled a Big East-best 71-25 (.740) record in league regular season games.
- Finished ranked among the nation's top-10 programs in four of the last six seasons.
- Ranked among the nation's top-25 in a school record 61 consecutive polls.
- Appeared on television in 152 total games.
- Set the school record with a 40-game win streak which spanned two years and 68 days.
- Opened the Petersen Events Center with a 34-game win streak, a streak which ranks as the third all-time longest win streak to open a new arena.
- Concluded its fifth year in the Petersen Events Center with an 80-8 record and .909 winning percentage.
- Set all school records for attendance.
- Sold out the Petersen Events Center in each of the arena's first five seasons.

seconds left in overtime. The Panthers outrebounded Duke 53-39, Fields led all scorers with 21 points, Sam Young contributed 17 points and seven rebounds and DeJuan Blair contributed his fifth career double-double with 15 points and a

career-high 20 rebounds. Cook went down with an injury in that game. Pitt defeated Oklahoma State 85-68 on December 15 as Blair registered his fourth season double-double with 20 points and 10 rebounds to go with five blocks in the

win. Pitt defeated Washington 75-74 (Dec. 8) on a game decided by instant replay. Levance Fields led the Panthers with a game-high 20 points, Blair registered a double-double with 16 points and 14 rebounds and Sam Young and Mike Cook contributed 14 points apiece. With his 23 points,



2007-08 PITT PANTHERS NUMERICAL ROSTER

#	NAME	POS	HT	WT	CL	EX	HOMETOWN/PREVIOUS SCHOOL(s)
0	Austin Wallace	C	6-9	230	FR*	RS	Bronx, N.Y./LaSalle Academy
1	Keith Benjamin	G	6-2	190	SR	3L	Mount Vernon, N.Y./Mount Vernon
2	Levance Fields	G	5-10	190	JR	2L	Brooklyn, N.Y./Xaverian
4	Ronald Ramon	G	6-1	185	SR	3L	Bronx, N.Y./All Hallows
5	Tyrell Biggs	F	6-8	240	JR	2L	Nanuet, N.Y./Don Bosco Prep (N.J.)
11	Gilbert Brown	G/F	6-6	200	FR*	RS	Harrisburg, Pa./South Kent Prep (Conn.)
22	Brad Wanamaker	G	6-4	200	FR	HS	Philadelphia, Pa./Roman Catholic
23	Sam Young	F	6-6	215	JR	2L	Clinton, Md./Hargrave Military Academy/Friendly
24	Tim Frye	G	6-4	190	FR	HS	Mars, Pa./Mars
31	Mike Cook	G/F	6-4	215	SR	1L	Philadelphia, Pa./East Carolina/Friends Central
40	Maurice Polen	F	6-5	245	JR	1L	Philadelphia, Pa./West Philadelphia
45	DeJuan Blair	F	6-7	265	FR	HS	Pittsburgh, Pa./Schenley
50	Cassin Diggs	C	6-10	270	JR	TR	Williamsport, Pa./CloudCty.C.C./Bridgton Acad. (Maine)
52	Gary McGhee	C	6-10	255	FR	HS	Anderson, Ind./Highland Senior

* By class denotes redshirt year

Head Coach: Jamie Dixon (TCU, 1987), begins 5th Year as Head Coach, 9th year at Pitt, 105-30 overall; **Assistant Coach:** Tom Herrion (Merrimack, 1989); **Assistant Coach:** Pat Sandle (San Francisco State, 1987); **Assistant Coach:** Orlando Antigua (Pittsburgh, 1995); **Director of Basketball Operations:** Brandin Knight (Pittsburgh, 2005); **Video Coordinator:** Brian Regan (Saint Vincent, 1988); **Athletic Trainer:** Tony Salesi (Pittsburgh, 1980); **Strength & Conditioning Coach:** Tim Beltz (Northern Colorado, 1995); **Academic Coordinator:** Mike Farabaugh (Pittsburgh, 1987); **Equipment Manager:** Brian Brigger (Xavier, 2004); **Team Managers:** Kevin Funston, Jeremy Grubbs, Jordan Marks, Pete Paradise-Asher, Matt Steinbrink, Ben Stirt; **Student Trainers:** Steve Gaul, Jackie Meathe, Luke Romanow; **Administrative Assistant:** Beth Schoedel

RECORD WHEN...

Controlling the tip:	8-1
Scoring first:	9-1
Leading at the half:	9-0
Trailing at the half:	2-1
Tied at half:	0-0
Leading with 5:00 left:	11-0
Trailing with 5:00 left:	0-1
Tied with 5:00 left:	0-0
In Overtime:	0-0
Double Overtime:	0-0

Pitt outrebounds opp.:	10-0
Pitt is outrebounded:	1-1
Rebounds are equal:	0-0

Pitt commits more TO:	2-0
Pitt forces more TO:	8-1
Turnovers are equal:	1-0

Pitt has more FTA:	5-0
Opp. has more FTA:	6-1
FT attempts are equal:	0-0
Pitt shoots better than 60%:	0-0
Pitt shoots better than 50%:	6-0
Pitt shoots less than 50%:	6-1
Opp. shoots better than 50%:	1-1
Opp. shoots less than 50%:	10-0
Opp. shoots less than 40%:	7-0
Pitt outshoots opp. (FG%):	9-0
Opp. outshoots Pitt (FG%):	1-1
Shooting is tied (%):	0-0
Pitt hits 40% of 3FG:	5-0
Pitt hits less than 40% of 3FG:	6-1
Pitt outshoots opp. (3FG):	9-0

Pitt hits at least 70% of FTA:	9-0
Pitt hits at least 60% of FTA:	10-1

Pitt bench outscores opp.:	5-0
Opp. bench outscores Pitt:	6-1
Bench scoring is equal:	0-0
Following a Pitt win:	10-1
Following a Pitt loss:	0-0

3 score in double figures:	5-0
4 score in double figures:	5-0
5+ in double figures:	2-0

UNIFORMS

White uniforms:	8-0
Blue uniforms:	3-1

MONTHS OF THE YEAR

In November:	6-0
In December:	5-1
In January:	0-0
In February:	0-0
In March:	0-0

DAYS OF THE WEEK

Monday:	0-0
Tuesday:	1-0
Wednesday:	1-0
Thursday:	2-0
Friday:	2-0
Saturday:	4-1
Sunday:	1-0

PITT'S BEST START AFTER 12 GAMES

The following are Pitt's best start to a season after 12 games played:

<u>W-L</u>	<u>Season</u>
*12-0	1927-28
12-0	2003-04
12-0	2005-06
12-0	1915-16
12-0	1929-30
11-1	1973-74
11-1	2002-03
11-1	1987-88
11-1	2007-08
10-2	2006-07
10-2	2004-05
10-2	1985-86

**21-0 record was the 1927-28 team's final record.*

PITT'S BEST SEASON STARTS

Head Coach Jamie Dixon has engineered five of the school's top-10 best starts to a season. Here is a look at Pitt's other top season starts:

<u>W-L</u>	<u>Season</u>
*21-0	1927-28
18-0	2003-04
15-0	2005-06
15-0	1915-16
12-0	1929-30
11-0	2007-08
10-0	2006-07
10-0	2004-05
9-0	1987-88
9-0	2002-03
6-0	1998-99

**21-0 record was the 1927-28 team's final record.*

Young led Pitt to a 73-68 win over Duquesne in the annual City Game on Wednesday, Dec. 5. The contest was Pitt's first road game of the year.

Pitt is in its 2007-08 season after completing a 29-8 campaign and 12-4 Big East slate in 2006-07. Pitt earned a school record sixth consecutive NCAA Tournament berth and advanced to Sweet Sixteen play for the fourth time in the last six years. Pitt is one of only five schools nationally to appear in at least four Sweet Sixteens since 2002. Duke (5), Pitt (4), Kansas (4), Texas (4) and Connecticut (4) are the schools who

BIG EAST'S ALL-TIME WINNINGEST COACHES BY PERCENTAGE

(Conference Regular Season and Championship Games combined as of May, 2007, according to Big East records)

<u>Coach, Team</u>	<u>W</u>	<u>L</u>	<u>Pct.</u>	<u>Yrs.</u>	<u>BEChamp.</u>
JAMIE DIXON, PITT	52	23	.693	4	7-4, .636
John Thompson, GU	231	123	.653	20	33-13, .717
Jim Boeheim, Syracuse	329	182	.644	28	42-23, .646
Jim Calhoun, Connecticut	252	143	.638	21	28-15, .651
Lou Carnesecca, St. John's	139	80	.635	13	12-11, .478
Mike Jarvis, St. John's	57	36	.613	5	7-4, .636
Ben Howland, Pitt	46	29	.613	4	8-3, .727
Rollie Massimino, Villanova	123	92	.572	12	13-12, .520

WHERE PITT RANKS NATIONALLY IN THE 2007-08 NCAA STATISTICS

Source: www.ncaa.org, (through games of December 16, 2007)

<u>Category</u>	<u>Rank</u>	<u>Average</u>
Scoring Offense	25	82.1
Scoring Defense	27	58.6
Scoring Margin	5	23.5
Field Goal Percentage	42	48.3
Field Goal Percentage Defense	31	37.9
Three-Point Field Goals Per Game	139	6.9
Three-Point Field Goal Pct.	141	35.8
Free Throw Percentage	44	73.8
Rebound Margin	10	10.8
Assists Per Game	19	18.2
Blocked Shots Per Game	117	3.8
Steals Per Game	59	8.9
Won-Lost Percentage	1	100.0
Turnovers Per Game	16	12.2
Personal Fouls Per Game	6	14.2
Assist:Turnover Ratio	7	1.49

NCAA DIVISION I BEST COACHING STARTS AFTER FOUR SEASONS (by wins)

Source: 2007 NCAA Men's Basketball Recordbook, page 158.

<u>Coach, Team</u>	<u>Seasons</u>	<u>W-L</u>	<u>Pct.</u>
Everett Case, North Carolina State	1947-50	107-22	.829
JAMIE DIXON, PITT	2003-07	105-30	.778
Mark Few, Gonzaga	2000-03	105-29	.784
Bruce Stewart, WV Wesleyan & MidTenn.	1983-86	104-34	.754
Roy Williams, Kansas	1989-92	103-30	.774
Thad Matta, Butler & Xavier	2001-04	102-31	.767
Jim Boeheim, Syracuse	1977-80	100-18	.847
Speedy Morris, LaSalle	1987-90	100-31	.763
Paul Westphal, Gr. Canyon & Pepp.	87-88, 02-03	100-40	.714
Denny Crum, Louisville	1972-75	98-22	.817
Dick Hunsaker, Ball State	1990-93	97-34	.740

have achieved that honor. Pitt is one of only 12 schools nationally to advance to the NCAA Tournament in each of the last six seasons. The other

schools include Arizona, Duke, Florida, Gonzaga, Illinois, Kansas, Kentucky, Michigan State, Pitt, Southern Illinois, Texas and Wiscon-

BIG EAST'S BEST PROGRAMS OVER THE PREVIOUS SIX SEASONS (2001-07)

Totals are as of May, 2007.

School	Big East		Overall	
	W-L	Pct.	W-L	Pct.
PITT	71-25740	162-41798
Connecticut	68-28708	153-49757
Syracuse	61-35635	150-55732
Louisville	18-14563	141-58709
Marquette	20-12625	135-58699
Cincinnati	11-21344	131-62679
Villanova	55-41573	126-70643
Notre Dame	55-41573	121-68640
Georgetown	50-46521	113-71614
West Virginia	41-55427	109-68616
DePaul	14-18438	99-82547
Providence	42-54438	97-84536
Seton Hall	42-54438	93-85522
Rutgers	38-58396	89-94486
St. John's	32-64333	84-94472
USF	4-28125	74-103418

DIXON REACHES 100 CAREER WINS

Pitt Head Coach Jamie Dixon reached 100 career victories faster than any other head coach in school history. He registered his 100th career win on Feb. 19, 2007 at Seton Hall.

Here is a look at the top Pitt coaches and the total games it took to win 100 games at Pitt:

Pitt Coach	Games to			
	100 wins	W-L	1st Year	Date of 100th Win
JAMIE DIXON	126	100-26	2003	Feb. 19, 2007 at Seton Hall
H.C. Carlson	140	100-40	1922	Feb. 22, 1930 vs. West Virginia
Paul Evans	156	100-56	1986	Nov. 20, 1991 vs. Manhattan

SCHOOLS EARNING NCAA TOURNAMENT BERTHS IN EACH OF THE LAST SIX YEARS

Pitt is one of 12 NCAA Division I schools to advance to the NCAA Tournament in each of the last six seasons (2001-07). Those programs include: Arizona, Duke, Florida, Gonzaga, Illinois, Kansas, Kentucky, Michigan State, **PITT**, Southern Illinois, Texas and Wisconsin.

sin. Pitt is the only Big East Conference team to advance to the NCAA Tournament in six consecutive seasons. Villanova currently has a streak of three straight seasons in the NCAA Tournament. Additionally, Pitt is one of only five schools nationwide to advance to the NCAA Tournament, win 20 overall games and 10 league games in each of the last six seasons: Arizona, Gonzaga, Kansas, Pitt and Southern Illinois.

Over the last seven years, Pitt has proven to be the winningest Big East Conference basketball program.

From 2001-07, Pitt owns the league's top records for league play (71-25) and overall games (173-42). It has averaged 11.8 league wins and 27 overall wins per year during that period, the best totals in the Big East. Pitt is the only Big East Conference school to win 20 or more overall games and 10 or more league contests in each of the last six seasons. Last year, Pitt also set a school record with its sixth consecutive 20-overall win and 10-league win season. Prior to the 2001-02 season, Pitt won 20 or more games in only

PITT PICKED TO FINISH FOURTH IN BIG EAST CONFERENCE IN COACHES POLL

NEW YORK, N.Y.—The Pitt men's basketball team was selected by league coaches to finish fourth among 16 teams at the league's annual media day Wednesday morning at Madison Square Garden.

In a vote of league coaches, Pitt finished fourth with 170 total points. Georgetown and Louisville were picked to win the title with 217 points each. Marquette was picked to finish third with 191 points, Pitt fourth, followed by 5. Syracuse (153), 6. Connecticut (149) and 7. Villanova (143).

Junior Levance Fields was named an All-Big East preseason honorable mention selection. Last year Fields earned Second Team All-Big East honors after averaging 9.2 points and 4.6 assists per game. He led the Big East in assist:turnover ratio with a 2.41 clip.

Pitt returned two starters and six of its top nine players from a team that finished 29-8 overall, advanced to NCAA Sweet Sixteen play for the fourth time in the past six seasons and appeared in a sixth Big East Championship title game in the last seven years. Pitt is also the only program in the Big East to have won over 20 overall games and 10 league games in each of the past seasons.

Pitt Head Coach Jamie Dixon along with seniors Keith Benjamin, Mike Cook and Ronald Ramon represented the Panthers at media day.

2007-08 PRESEASON BIG EAST COACHES' POLL

Rk.	Team	Points
1. ...	Georgetown (8)	217
1. ...	Louisville (8)	217
3. ...	Marquette	191
4. ..	PITT	170
5. ...	Syracuse	153
6. ...	Connecticut	149
7. ...	Villanova	143
8. ...	Providence	141
9. ...	Notre Dame	122
10. ...	West Virginia	112
11. .	DePaul	79
12. .	Cincinnati	62
13. .	Seton Hall	56
14. .	St. John's	52
15. .	Rutgers	32
16. .	South Florida	23

*first place votes in parenthesis

2007-08 PRESEASON ALL-BIG EAST SELECTIONS

2007-08 PRESEASON BIG EAST PLAYER OF THE YEAR

Roy Hibbert, Georgetown

2007-08 PRESEASON BIG EAST CO-ROOKIES OF THE YEAR

Donte' Green, Syracuse
Jonny Flynn, Syracuse

2007-08 PRESEASON ALL-BIG EAST TEAM

*Roy Hibbert, Georgetown, C, Sr., 7-2, 278, Adepti, Md.

Jeff Adrien, Connecticut, F, Jr., 6-7, 238, Brookline, Mass.

Jonathan Wallace, Georgetown, G, Sr., 6-1, 188, Harvest, Ala.

David Padgett, Louisville, C, Sr., 6-11, 245, Reno, Nevada

Terrence Williams, Louisville, F, Jr., 6-6, 210, Seattle, Wash.

Dominic James, Marquette, G, Jr., 5-11, 185, Richmond, Ind.

Jerel McNeal, Marquette, G, Jr., 6-3, 200, Chicago, Ill.

Geoff McDermott, Providence, F, Jr., 6-7, 230, New Rochelle, N.Y.

Kentrell Gransberry, South Florida, C, Sr., 6-9, 270, Baton Rouge, La.

Eric Devendorf, Syracuse, G, 6-4, 180, Bay City, Mich.

*Scottie Reynolds, Villanova, G, So., 6-2, 195, Herndon, Va.

2007-08 PRESEASON ALL-BIG EAST HONORABLE MENTION

Edgar Sosa, Louisville, G, So, 6-1, 175, New York, N.Y.

Levance Fields, Pittsburgh, G, Jr., 5-10, 190, Brooklyn, N.Y.

*denotes unanimous selection

PITT PLAYERS IN THE CAREER RECORDBOOKS

THREE-POINT FIELD GOALS MADE

259	Jason Matthews	1987-91
239	Sean Miller	1987-92
210	Julius Page	2000-04
209	Brandin Knight	1999-03
196	Jason Maile	1992-97
190	Carl Krauser	2002-06
183	Ronald Ramon	2004-08
167	Jarrett Lockhart	1996-00
152	Jerry McCullough	1991-97
147	Donatas Zavackas	1999-03
134	Vonteego Cummings	1995-99
119	Antonio Graves	2003-07
110	Andre Aldridge	1992-96
99	Levance Fields	2005-08

THREE-POINT FIELD GOAL ATTEMPTS

654	Brandin Knight	1999-03
624	Julius Page	2000-04
574	Sean Miller	1987-92
567	Jason Matthews	1987-91

517	Carl Krauser	2002-06
504	Jarrett Lockhart	1996-00
500	Jason Maile	1992-97
477	Jerry McCullough	1991-96
463	Ronald Ramon	2004-08
401	Vonteego Cummings	1995-99

THREE-POINT FIELD GOAL PERCENTAGE

.457	Jason Matthews	1987-91
.416	Sean Miller	1987-92
.409	Rod Brookin	1986-90
.405	Donatas Zavackas	1999-03
.395	Ronald Ramon	2004-08
.392	Jason Maile	1992-97
.386	Orlando Antigua	1991-95
.379	Antonio Graves	2003-07
.368	Carl Krauser	2002-06
.367	Garrick Thomas	1992-96
.367	Levance Fields	2005-08
.358	Andre Aldridge	1992-96
.337	Julius Page	2000-04

FREE THROW PERCENTAGE

.885	Sean Miller	1987-92
.878	Jason Matthews	1987-91
.830	Ronald Ramon	2004-08
.823	Don Hennon	1956-59
.808	Mike Paul	1969-72
.807	Donatas Zavackas	1999-03
.806	Bob Lovett	1963-66
.790	Demetreus Gore	1984-88
.783	Terry Knight	1974-79

ASSISTS

785	Brandin Knight	1999-03
744	Sean Miller	1987-92
617	Darelle Porter	1987-91
568	Carl Krauser	2002-06
552	Jerry McCullough	1991-96
458	Vonteego Cummings	1995-99
436	Dwayne Wallace	1978-82
378	Curtis Aiken	1983-87
373	Ricardo Greer	1997-01
363	Pete Strickland	1975-79

343	Billy Culbertson	1981-84
329	Keith Starr	1972-75
307	Tom Richards	1972-76
307	Levance Fields	2005-08
300	Demetreus Gore	1984-88
295	Jaron Brown	2000-04
284	Wayne Williams	1975-79
258	Andre Aldridge	1992-97
244	Julius Page	2000-04
235	Ronald Ramon	2004-08

ASSIST:TURNOVER RATIO

2.36	Levance Fields	2005-08
2.32	Sean Miller	1987-92
1.95	Darelle Porter	1987-91
1.93	Brandin Knight	1999-03
1.88	Billy Culbertson	1981-84
1.81	Ronald Ramon	2004-08
1.80	Jerry McCullough	1991-96
1.53	Curtis Aiken	1983-87
1.49	Antonio Graves	2003-07

two consecutive seasons.

Pitt's Jamie Dixon (116-31) became the first head coach in school history to guide Pitt to four consecutive NCAA Tournaments. Additionally, Dixon has led Pitt to Sweet Sixteen appearances in two of his first four seasons at Pitt (20004 and 2007). Dixon is the first coach in school history to win 20 or more games in four consecutive seasons. Dixon is one of only nine coaches in NCAA Division I history to win 100 or more games in the first four years of a coaching career. His 105 victories (2003-07) ranked as the second most victories for a head coach after four seasons in NCAA history. North Carolina State's Everett Case totaled 107 wins from 1947-50. With his

100th career against Seton Hall on Feb. 19, 2007, Dixon became the fastest coach in school history to reach 100 victories (see chart page 5). His accomplishment also ranks among NCAA Division I's all-time top-15 fastest coaches to reach 100 wins (see page 4).

Dixon completed his fifth December at Pitt with a combined 33-3 monthly record in December. In addition, he is an undefeated 24-0 in November games. Combining his November and December pre-conference games, Dixon owns a 57-3 record. Previously, Dixon won 45 consecutive games in Nov. and Dec. before dropping a contest at No. 7 Wisconsin on Dec. 16, 2006.

Pitt is in its sixth season in the Petersen Events Center and carries an 88-8 all-time record and .917 winning percentage in the building. The .917 winning percentage ranks among the nation's best home court records over the last six years (see chart page 8). Pitt has won 38 of its last 45 Big East home games and is 33-7 against Big East opponents in the Petersen Events Center. Pitt owns a 55-1 record vs. non-conference opponents in the Petersen Events Center. Pitt has also won 76 of its last 77 home games against regular season non-conference opponents.

Once again Pitt plays a difficult non-conference slate. That is represented by Pitt's No. 8 national ranking in RPI. Last year, Pitt played through its most difficult schedule assembled in recent years as its strength of schedule rating ranked No. 5 nationally. It played a difficult

three-game stretch against No. 7 Wisconsin, No. 15 Oklahoma State and Dayton. Pitt dropped consecutive contests to Wisconsin and Oklahoma State and defeated Dayton by 30 points. The Panthers also hit the road for three games (Auburn, Wisconsin and Buffalo) and played two neutral site contests against Oklahoma State (in Oklahoma City) and Western Michigan (at West Point, N.Y.).

This year, Pitt plays the nation's most difficult December schedule with games at Duquesne (Dec. 5), at Washington (Dec. 8), vs. Oklahoma State (Dec. 15), vs. Duke (Dec. 20) at Madison Square Garden and at Dayton (Dec. 29).

Pitt has won 92 of its last 119 contests, 36 of its last 53 Big East regular season games and 80 of its last 86 non-conference games. With 11 non-conference wins, Pitt has already notched its seventh consecutive 10-win non-conference season (11-1 in 2007-08, 13-2 in 2006-07,

11-0 in 2005-06, 10-1 in 2004-05, 14-0 in 2003-04, 10-1 in 2002-03 and 11-1 in 2001-02). Additionally, Pitt has won 35 of its last 38 non-conference games dating back to a January 2, 2005 loss to Bucknell. The three losses were at Wisconsin, vs. Oklahoma State in Oklahoma City and at Dayton.

DEJAUN BLAIR EARNS NATIONAL FRESHMAN OF THE WEEK HONORS FOR THIRD WEEK; NAMED BIG EAST FRESHMAN OF THE WEEK IN BACK-TO-BACK WEEKS

For the third time this year, freshman DeJuan Blair was named National Freshman of the Week by Rivals.com. He also earned Big East Rookie of the Week in two consecutive weeks.

In Pitt's 65-64 overtime win vs. No. 6 Duke at Madison Square Garden, Blair registered his fifth career double-double with 15 points and a career-high 20 rebounds. He became just the third freshman in school his-

IMPACT OF PITT'S THREE LOSSES

The loss of two starters Levance Fields and Mike Cook along with redshirt freshman Austin Wallace impacts the Panthers in several ways. Below charts the impact on several statistical categories through its first 12 games:

Stat Category	Pct.	Team	Lost
Minutes	26%	2425	632
Points	28%	941	259
Rebounds	16%	504	80
Assists	47%	199	94
FG Made	26%	349	91
FG Attempts	27%	764	208
3FG Made	31%	75	23
3FG Attempts	31%	237	73

WINNINGEST ACTIVE COACHES BY PCT.

(Records as of December 31, 2007)

Coach	2006-07	Previous	Total	Pct.
	W-L	W-L	W-L	Pct.
Roy Williams, North Carolina	13-0	523-134	536-134	.800
Mark Few, Gonzaga	9-4	209-51	218-55	.798
JAMIE DIXON, PITT	11-1	105-30	116-31	.789
Thad Matta, Ohio State	9-3	183-52	192-55	.778
Bo Ryan, Wisconsin	10-2	525-157	535-159	.771
Mike Krzyzewski, Duke	10-1	775-261	785-262	.750
Jim Boheim, Syracuse	10-3	750-264	760-267	.740
Lute Olson, Arizona	9-3	779-279	788-282	.736
Rick Pitino, Louisville	9-3	494-182	503-185	.731
Tubby Smith, Minnesota	10-2	386-146	396-148	.728



PITT'S LONGEST HOME COURT WIN STREAKS

Pitt's current 10-game home win streak ranks among the school's all-time longest home win streaks. Streaks do not include contests played at Mellon Arena/Civic Arena.

*27-game win streak includes Civic Arena games.

No	Streak	Dates
40	1/22/01-2/15/04	
*27	12/10/73-12/23/75	
25	12/10/73-12/23/75	
16	11/19/05-3/3/06	
14	1/31/87-1/25/88	
12	11/14/06-1/21/07	
12	2/9/84-1/22/86	
11	1/2/64-12/4/65	
10	2/17/07-current	
10	12/2/92-2/6/93	
9	3/6/04-1/2/05	
8	11/17/00-1/3/01	
7	2/6/62-12/7/63	
7	11/23/90-1/12/91	
7	11/20/91-2/10/92	

2007-08 SENIOR CLASS: WINNERS

Pitt's 2007-08 senior class of Ronald Ramon, Keith Benjamin and Mike Cook ranks among Pitt's all-time winningest classes. Here is where the threesome ranks among Pitt's top four-year men's basketball periods:

Senior Class	W-L	Pct.
2004-05	108-25	.812
2005-06	104-27	.794
2003-04	107-30	.781
2006-07	105-30	.778
2007-08	85-26	.766
1930-31	80-27	.748
2002-03	89-40	.690
1987-88	81-41	.663
1988-89	81-42	.658
1989-90	78-45	.634
1981-82	74-45	.622
1986-87	75-47	.615

tory to grab 20 or more rebounds in a game. Mel Bennett had 21 rebounds in 1975 and Sam Clancy grabbed 20 rebounds in 1979.

YEAR-BY-YEAR NON-CONFERENCE RECORDS

A look at Pitt's non-conference records since joining the Big East Conference:

Year	W-L	Pct.
1982-83	7-4	.636
1983-84	12-2	.857
1984-85	9-3	.750
1985-86	9-3	.750
1986-87	12-3	.800
1987-88	11-2	.846
1988-89	7-5	.583
1989-90	6-5	.545
1991-92	9-6	.600
1992-93	8-1	.889
1993-94	6-2	.750
1994-95	4-4	.500
1995-96	5-3	.625
1996-97	7-6	.538
1997-98	5-3	.625
1998-99	9-2	.818
1999-00	8-3	.727
2000-01	9-4	.692
2001-02	11-1	.917
2002-03	10-1	.909
2003-04	14-0	1.000
2004-05	10-1	1.000
2005-06	11-0	1.000
2006-07	13-2	.867
2007-08	11-1	1.000
Total	225-71	.760

PITT'S BEST HOME COURT WINNING PERCENTAGES

Pitt's 8-0 home record this year ranks among the school's top home record percentages (modern era):

Year	W-L	Pct.
2002-03	16-0	1.000
1973-74	13-0	1.000
1974-75	10-0	1.000
2007-08	8-0	1.000
2003-04	19-1	.950
2005-06	16-1	.941
2001-02	16-1	.941
1963-64	10-1	.909
1987-88	10-1	.909
1990-91	9-1	.900
2006-07	16-2	.889

In Pitt's 85-68 win over Oklahoma State, Blair notched his fourth double-double of the season with a

PITT'S BEST DEFENSIVE SEASONS

Pitt yielded 60.8 points per game in 2007-08. Here is where that mark ranks among the school's best defensive points per game averages:

PPG	Year	W-L
56.4	2003-04	31-5
59.2	2002-03	28-5
59.3	1951-52	10-12
60.8	2007-08	11-1
60.9	2001-02	29-6
62.0	1950-51	9-17
62.8	2006-07	29-8
63.1	2005-06	25-8
63.5	2004-05	20-8
64.7	1983-84	18-13
64.8	1979-80	17-12

TOP BIG EAST CONSECUTIVE WIN STREAKS

Here is a look at Pittsburgh's longest regular season conference win streaks:

Wins	Date
12	2/2/02-1/25/03
10	2/18/03-1/17/04
8	1/24/87-2/14/87
6	1/9/88-2/3/88
6	2/28/05-1/21/06
5	1/24/07-2/12/07
5	1/4/07-1/21/07
4	3/3/01-1/8/02
4	3/4/95-1/13/96
4	1/12/93-1/23/93
4	2/11/89-2/20/89
4	2/2/85-2/13/85
4	1/29/83-2/7/83

20-point (8-10 FG), 10-rebound performance. He either set or tied career-highs for points (20), blocked shots (5) and minutes played (31). Blair has registered double-doubles in four of Pitt's last five games.

On the year, Blair is averaging 11.9 points, 9.8 rebounds and 2.2 steals per game through his first 12 contests.

SAM YOUNG BECOMES OFFENSIVE FORCE

Junior forward Sam Young has

PITT'S WINNINGEST SEASONS

A look at Pitt's all-time 20-win seasons (by victories):

Year	W-L
2003-04	31-5
2001-02	29-6
2006-07	29-8
2002-03	28-5
1973-74	25-4
2005-06	25-8
1986-87	25-8
1987-88	24-7
1929-30	23-2
1927-28	21-0
1990-91	21-12
1930-31	20-4
2004-05	20-9
1981-82	20-10

PITT'S BEST BIG EAST RECORDS

A look at Pitt's best Big East regular season records (by victories):

W-L	Season
13-3	2003-04
13-3	2002-03
13-3	2001-02
12-4	2006-07
12-4	1987-88
12-4	1986-87
10-6	2005-06
10-6	2004-05
10-8	1996-97
9-7	1990-91
9-7	1988-89

started the 2007-08 season on fire. Through Pitt's first 12 games, Young is leading Pitt in scoring (17.5 ppg), averaging 7.3 rebounds per game, shooting 53.1 percent (78-147) from the floor and 46.7 percent (14-30) from 3-point range while averaging only 29.7 minutes per game. He also registered three double-doubles, has four 20-plus scoring games and set career-highs for scoring and rebounding two different times.

Named the Big East Player of the Week on Nov. 19, he became the first player at Pitt to earn Big East Player of the Week honors since the conference expanded to 16 schools.

PETERSEN EVENTS CENTER NUMBERS

Entering its sixth basketball season, the Petersen Events Center has provided Pitt a tremendous homecourt advantage. Consider the following facts:

Total Games: 96 (100th all-time game: vs. Rutgers, Jan. 26, 2007)
Overall Record: 88-8 (.917)
Big East Record: 33-7 (.825)
Non-Conference Record: 55-1 (.982)

Consecutive Wins at the Petersen Events Center: 34 (11/23/02-2/29/04)

Consecutive Losses: 2 (two times)

Consecutive Non-Conference Wins: 28 (11/23/02-1/2/05), 27 currently (11/19/05-current)

Consecutive Non-Conference Losses: 1 (Bucknell)

Average Victory Margin: 18.7 points per game (6664-5018, 88 wins)
Average Non-Conference Victory Margin: 22.6 (4239-2996, 55 wins)
Average Margin of Loss: 4.9 points (Pitt: 497, Opp: 536, 8 losses)
Pitt Victories by 10 points or more: 69
Pitt Victories by 20 points or more: 41
Pitt Victories by 30 points or more: 15
Pitt Victories by 40 points or more: 4

Pitt Points Per Game: 73.7 ppg.

Opponents' Points Per Game: 58.1 ppg.

Opponents held to 60 points or less: 57 of 96
Opponents held to 70 points or less: 89 of 96
Big East Opponents held to 60 points or less: 15 of 40
Big East Opponents held to 70 points or less: 35 of 40
Non-Conference Opp. held to 60 points or less: 42 of 56
Non-Conference Opp. held to 70 points or less: 54 of 56
Consecutive Opponents held to 60 points or less: 9 (11/27/02-1/18/03)
Consecutive Opponents held to 70 points or less: 22 (1/17/04-2/23/05); 21 (11/23/02-12/13/03)

Most Points Scored by Pitt: 103 (Houston Baptist, 11/9/07)
Most Points Scored-Opponent: 97 (Notre Dame, 1/4/06)
Least Points Scored by Pitt: 46-OT (Syracuse, Feb. 29, 2004)
Least Points Scored-Opponent: 37 (Penn State, Dec. 6, 2003)

Largest Victory: 47 (Buffalo, Nov. 23, 2007, 92-45)
Largest Loss: 13 (Louisville, Feb. 12, 2007, 66-53)
Closest Win: 1 point (Georgetown, Jan. 25, 2003, 65-64)

Largest Big East Win: 36 (West Virginia, Feb. 12, 2003, 82-46)
Largest Big East Loss: 13 (Louisville, Feb. 12, 2007, 66-53)

Record vs. Ranked Teams (AP poll): 6-2
Record on Senior Day: 3-2
Record on Opening Day: 6-0
Overtime Record: 1-2
Double Overtime Record: 1-0

PITT'S LOSSES (8)

Date	Opponent	W/L	Pitt	Opp
Feb. 24, 2004	*Syracuse (OT)	L	46	49
Jan. 2, 2005	Bucknell	L	66	69
Jan. 5, 2005	*Georgetown	L	64	67
Feb. 23, 2005	*West Virginia	L	66	70
Feb. 26, 2005	*Connecticut	L	64	73
March 3, 2006	*Seton Hall	L	61	65
Jan. 21, 2007	*Marquette (OT)	L	74	77
Feb. 12, 2007	*Louisville	L	53	66
	Total		497	536

No team has defeated Pitt twice at the Petersen Events Center.

WHAT PITT RETURNED IN 2007-08

Category	Percent Returning
Last year's starters:	40% (2 of 5)
Last year's total starts:	41% (76 of 185)
Team's top-10 in minutes played:	70% (7 of 10)
Total minutes played:	59% (4428 of 7501)
Points scored:	60% (1570 of 2637)
Field goals made:	58% (553 of 961)
Field goal attempts:	58% (553 of 961)
3-point FG made:	79% (182 of 229)
3-point FG attempts:	77% (464 of 599)
Offensive rebounds:	50% (222 of 445)
Defensive rebounds:	54% (475 of 884)
Total rebounds:	52% (697 of 1329)
Assists:	66% (427 of 647)
Blocked shots:	23% (30 of 133)
Steals:	63% (123 of 194)

PITTSBURGH CITY LEAGUE PLAYERS

DeJuan Blair becomes the first Pittsburgh City League player to compete for Pitt since Darelle Porter from 1987-91 and the first Schenley H.S. product to play for the Panthers since Wayne Williams from 1975-79. Here is a list of Pittsburgh City League players to play basketball for the Panthers since 1962:

Years	Player	Pos.	High School
1969-73	Cleveland Edwards	G	Fifth Avenue H.S.
1970-72	Chris Jones	F	Westinghouse H.S.
1971-74	Sam Fleming	G	Fifth Avenue H.S.
1971-75	Kirk Bruce	G	South Hills H.S.
1972-73	Leroy Freeman	G	Westinghouse H.S.
1973-77	Frank Boyd	G	Oliver H.S.
1974-76	Ralph McClelland	C	Allegheny H.S.
1974-75	Mel Bennett	C/F	Peabody H.S.
1975-79	Wayne Williams	G/F	Schenley H.S.
1976-78	Sonny Lewis	G	Schenley H.S.
1976-79	Kelvin Smith		Schenley H.S.
1977-81	Sam Clancy	F	Fifth Avenue H.S.
1984-86	Darryl Shepard	F	Peabody H.S.
1987-91	Darelle Porter	G	Perry Traditional H.S.
2007-08	DeJuan Blair	F/C	Schenley H.S.

NATION'S TOP HOMECOURT WINNING PERCENTAGES (LAST FIVE SEASONS)

(Research is as of the opening of Pitt's Petersen Events Center, as of May, 2007)

School	W-L	Pct.	06-07	05-06	04-05	03-04	02-03
Southern Illinois	65-3	.956	12-0	11-2	15-0	13-1	14-0
Wisconsin	79-4	.952	19-0	14-2	15-1	15-0	16-1
Gonzaga	62-4	.939	13-2	15-0	13-0	11-0	10-2
Illinois	70-5	.933	14-3	15-1	15-0	12-1	14-0
Kansas	73-7	.913	16-2	14-2	15-1	15-1	13-1
Duke	72-7	.911	15-4	14-1	14-1	14-1	15-0
PITT	80-8	.909	16-2	16-1	13-4	19-1	16-0
Memphis	79-9	.898	16-0	19-1	15-6	15-0	14-2
Michigan State	70-8	.894	18-1	12-2	14-1	12-2	14-2
Florida	72-10	.878	17-0	16-2	13-3	11-4	15-1
Connecticut	76-11	.873	15-5	16-0	14-3	17-1	14-2
Oklahoma State	65-10	.867	14-2	11-5	12-1	15-0	13-2
North Carolina	66-11	.857	15-1	13-4	15-0	12-2	11-4
Kentucky	61-11	.847	14-2	10-5	14-1	11-2	12-1
Syracuse	77-14	.846	16-4	14-5	16-2	14-3	17-0
Arizona	65-12	.844	11-5	12-3	15-1	13-2	14-1

PITT IN THE NATIONAL RANKINGS

A look at where Pitt ranked among the nation's top-25 this season:

Date	AP	ESPN
Preseason	22	20
Nov. 12	19	19
Nov. 19	17	17
Nov. 26	14	11
Dec. 3	12	9
Dec. 10	11	9
Dec. 17	11	9
Dec. 24	6	6
Dec. 31	13	13

ARV-also receiving votes

Dating back to last season, Young has reached double figure scoring in 20 of his last 23 games played. He has reached double figures in each of Pitt's 12 games this year.

LEVANCE FIELDS CONTINUED HIS OUTSTANDING BALL HANDLING BEFORE INJURY

Prior to his injury suffered at Dayton, point guard Levance Fields continued his top notch ball handling as the junior has contributed 65 assists and only 23 turnovers in Pitt's first 12 games. His assist:turnover ratio is a phenomenal 2.83. Last year he finished with a school-record 2.41 season assist:turnover ratio in 2006-07. He currently owns Pitt's school record for assist:turnover ratio with a 2.36 mark.

Fields was named the Big East's Player of the Week after he hit his 3-pointer and scored 21 points to defeat Duke at Madison Square Garden.

As a team, Pitt continues to take care of the basketball at a stellar rate of 1.28 (199 assists/155 turnovers).

FRESHMAN BLAIR HAS OUTSTANDING DEBUT GAME WITH DOUBLE-DOUBLE

Blair became the first freshman to start his first game at Pitt since Ronald Ramon made his first career start in 2004. The 6-7, 265-pound Pittsburgh product guided Schenley to the 2007 state title. He attended high school a little over a mile from the Petersen Events Center and grew up in a house just 600 yards from the arena.

With his 20-point, 14 rebound performance, Blair became the first freshman to register a double-double in a debut game since 1987 when Sean Miller scored 13 points and added 11 assists. His 20 points and 14 rebound totals both rank second on Pitt's all-time best debut performances. Ricardo Greer scored 21 points in his debut in 1997 and Sam Clancy pulled down 16 rebounds in his debut game in 1977.

Prior to Ramon's debut in 2004, Ricardo Greer made his first career start on opening day in 1997.

PITT-DAYTON POST-GAME NOTES

- The 25-point loss (80-55) marked Pitt's largest margin of defeat since Jamie Dixon became head coach in 2003-04. Previously, Georgetown defeated the Panthers by 23 points (65-42) in the 2007 Big East Championship Game.
- Since Jamie Dixon became head coach in 2003-04, Pitt has lost only five games by more than 10 points: vs. Georgetown (23 points, 65-42 on March 10, 2007), Louisville (13 points, 66-53 on Feb. 12, 2007), at Wisconsin (14 points, 89-75 on Dec. 16, 2006) and vs. Oklahoma

State (12 points, 63-51 on March 25, 2004). Amazingly, Dixon has lost 15 of his 31 games by four points or less.

- Pitt dropped to 2-1 on the road this season. It is 10-4 in its last 14 road contests.
- The loss was only Pitt's third non-conference defeat in its last 38 games.
- The Dayton game represented Pitt's final non-conference road game of the season. The Panthers play one more non-conference game (vs. Lafayette, on Jan. 2) before it begins its 18-game Big East regular season. Pitt opens Big East regular season play with two road games: at Villanova (Jan. 6) and at South Florida (Jan. 9).
- With his 15 points, Sam Young reached double figure scoring for the 12th time this season. He has now notched double figure scoring games in 20 of his last 23 games played. Young also took a career-high 17 field goal attempts.
- With his 13 points, Levance Fields reached double figure scoring for the fifth straight game and eighth time in 12 games this year. With his three assists, Fields

moved into a tie for 13th place on Pitt's all-time career assists list with 307 assists. Fields is tied with Tom Richards (307 assists from 1972-76).

- Redshirt freshman Gilbert Brown made his first career start. It was his first start in 14 career games. Senior Mike Cook is sidelined for the season with a torn ACL injury suffered in overtime vs. Duke on Dec. 20, 2007. Brown played a career-high 29 minutes.
- Pitt converted only 29.7 percent (19-64) of its field goal attempts. The total represented the third-worst total in the Jamie Dixon Era (2003-07).
- Dayton converted 52.0 percent (26-50) of its shots. That total represented the third highest field goal percentage by an opponent against Pitt in the Jamie Dixon Era (2003-07).
- Pitt dropped to 11-1 on the year. Coming into the game at 11-0, the Panthers were off to their best start to a season since they began with a 15-0 record to begin the 2005-06 season.
- Pitt's 11-0 start ranks sixth on Pitt's all-time best season starts list. The school record is a 21-0

NCAA DIVISION I FASTEST TO 100 WINS

Source: 2007 NCAA Men's Basketball Recordbook, page 152.

Coch. School(s)	Games	Won	Lost	Pct.	Season	Year
Doc Meanwell, Wisconsin & Missouri	109	100	9	.917	7th	1918
Buck Freeman, St. John's (NY)	110	110	10	.909	5th	1932
Adolph Rupp, Kentucky	116	100	16	.862	6th	1936
Jim Boeheim, Syracuse	117	100	17	.855	4th	1980
Jerry Tarkanian, Long Beach State	117	100	17	.855	5th	1973
Everett Case, North Carolina State	120	100	20	.833	4th	1950
Fred Taylor, Ohio State	120	100	20	.833	5th	1963
Lew Andreas, Syracuse	122	100	22	.820	7th	1931
Denny Crum, Louisville	122	100	22	.820	5th	1976
Everett Dean, Carleton & Indiana	122	100	22	.820	7th	1929
Clair Bee, Rider & Long Island	123	100	23	.813	5th	1934
Don Haskins, UTEP	125	100	25	.800	5th	1966
Nat Holman, CCNY	125	100	25	.800	10th	1929
Buster Sheary, Holy Cross	125	100	25	.800	5th	1953
JAMIE DIXON, PITT	126	100	26	.794	4th	2007
Mark Few, Gonzaga	126	100	26	.794	4th	2003
Tony Hinkle, Butler	126	100	26	.794	7th	1933
Ray Meyer, DePaul	126	100	26	.794	6th	1948
Harry Combes, Illinois	127	100	27	.787	6th	1953
Peck Hickman, Louisville	127	100	27	.787	6th	1949
Vic Bubas, Duke	128	100	28	.781	5th	1964
Hugh Greer, Connecticut	129	100	29	.775	6th	1952
Roy Williams, Kansas	129	100	29	.775	4th	1992
Speedy Morris, LaSalle	130	100	30	.769	4th	1990
Fred Schaus, West Virginia	130	100	30	.769	5th	1959
Clifford Wells, Tulane	130	100	30	.769	6th	1951
Thad Matta, Butler & Xavier	130	100	30	.769	4th	2004
Harry Fisher, Columbia	131	100	31	.763	10th	1916
Joseph Lapchick, St. John's (NY)	131	100	31	.763	7th	1943
Nolan Richardson, Tulsa	131	100	31	.763	5th	1985
Gale Catlette, Cincinnati	132	100	32	.758	5th	1977
Jack Ramsey, Saint Joseph's	132	100	32	.758	5th	1960
Bruce Stewart, WV Wesleyan & Midd. Tenn.	132	100	32	.758	4th	1986

record in 1927-28. Other best starts include: 18-0 in 2003-04, 15-0 in 2005-06, 12-0 in 1929-30 and 12-0 in 2007-08. Jamie Dixon has engineered five of Pitt's top-10 best starts to a season.

- With the loss, Pitt entered the game as one of the nation's nine undefeated teams.
- With the loss, Pitt dropped to 80-6 vs. non-conference competition in the last seven years (11-1 in 2001-02, 10-1 in 2002-03, 14-0 in 2003-04, 10-1 in 2004-05, 11-0 in 2005-06, 13-2 in 2006-07 and 11-1 in 2007-08). It has won 10 or more non-conference games in each of the last seven seasons.
- Pitt Head Coach Jamie Dixon dropped to 33-3 in games played in December. He is also 24-0 in games played in November. Combining his November and December records, Dixon owns a 57-3 record in pre-January contests and is now 59-4 all-time vs. non-conference competition. Additionally, Dixon dropped to 116-31 all-time as Pitt's head coach.
- With the loss, Pitt improved to 1-1 all-time vs. Dayton. The game was Pitt's return trip after the Flyers traveled to the Petersen Events Center last year. Pitt defeated Dayton 84-54 on Dec. 23, 2006. Pitt also dropped to 127-72 all-time vs. Atlantic-10 opponents.
- Pitt concluded its difficult December stretch. Entering today's game, the overall record of Pitt's opponents during its December stretch was 40-14 (.714). During that stretch, Pitt defeated both Duquesne and Washington on the road, Oklahoma State at home, Duke in Madison Square Garden and lost to Dayton on the road.

WAITING IN THE WINGS

A key to Pitt's success over the past few seasons has been its ability to replace experienced and productive starters year after year. Here is a look at how Jamie Dixon has replaced experienced players with players "waiting in the wings":

2002-03 (251 career starts)

Brandin Knight (PG)
Ontario Lett (C)
Donatas Zavackas (PF)

2003-04 (289 career starts)

Julius Page (SG)
Jaron Brown (SF)

2004-05 (147 career starts)

Chevon Troutman (PF)
Chris Taft (C)
Mark McCarroll (SF)

2005-06 (122 career starts)

Carl Krauser (PG)

2006-07 (211 career starts)

Aaron Gray (C)
Antonio Graves (G)
Levon Kendall (PF)

2003-04 (31-5)

Carl Krauser (PG)
Chris Taft (C)
Chevon Troutman (PF)

2004-05 (20-9)

Ronald Ramon (SG)
Mark McCarroll (SF)

2005-06 (25-8)

Levon Kendall (PF)
Aaron Gray (C)
Antonio Graves (G)

2006-07 (29-8)

Levance Fields (PG)

2007-08

DeJuan Blair (C)
Ronald Ramon (G)
Sam Young (PF)

- Pitt yielded 80 points to Dayton on the night. Dayton was only the second opponent to score over 80 points vs. Pitt this season. Pitt has held 10 of its 12 opponents under 70 points this year. Since Jamie Dixon became head coach, Pitt has held 120 of its 146 opponents under 70 points. Last year Pitt limited 31 of its 37 opponents under 70 points.

NON-CONFERENCE SUCCESS

Pitt has won 35 of its last 38 games against non-conference opponents. It has opened 2007-08 with an 11-1 record after concluding the 2006-07 season with a 13-2 non-conference record. In 2005-06, Pitt completed its non-conference schedule undefeated (11-0) for just the second time in school history. Pitt went 14-0 in 2003-04. Pitt has now won 10-plus non-conference games

in each of the last seven seasons (11-0 in 2007-08, 13-2 in 2006-07, 11-0 in 2005-06, 10-1 in 2004-05, 14-0 in 2003-04, 10-1 in 2002-03 and 11-1 in 2001-02). It has compiled a 79-6 non-conference record over the last seven years.

Additionally, the Panthers are 55-1 overall (.982) against non-conference foes in the Petersen Events Center and have won 76 of their last 77 home games against non-conference opponents.

HOME COURT SUCCESS

Pitt is currently on a 10-game home win streak. Pitt owns an 88-8 record and .917 winning percentage in the six-year old Petersen Events Center (16-0 in 2002-03, 19-1 in 2003-04, 13-4 in 2004-05, 16-1 in 2005-06, 16-2 in 2006-07, 8-0 in 2007-08).

Pitt also owns a 33-7 regular season record vs. Big East East oppo-

nents in the Petersen Events Center. Pitt opened the Petersen Events Center with 34 straight home wins.

PITT RANKED AMONG THE NATION'S TOP-25

Pitt enters the ninth week of the 2007-08 season ranked No. 13 in both the ESPN/USA Today coaches' poll and the Associated Press poll.

Last season Pitt was ranked as high as No. 2 for two straight weeks. The No. 2 ranking marked the first time Pitt has been ranked as high in both polls since January 28, 2003. The No. 2 rankings also tied for the highest ranking in school history.

Pitt remains ranked among the nation's top-25 teams in the Associated Press poll for the 37th consecutive poll. Since January 7, 2002, Pitt has been ranked among the nation's top-25 in 103 of the last 112 national polls. Additionally, Pitt has been ranked among the nation's top-10 teams in each of the last six seasons (2001-08).

DIXON AND WINNING

In 2006-07, Jamie Dixon (116 wins currently overall) became the first coach in school history to win both 20-plus overall games and 10-plus league games in four consecutive seasons. He became the fastest coach to reach 100 wins at Pitt. His 76 wins over his first three seasons as Pitt's head coach ranked sixth among the top-10 NCAA Division I coaches for a best three-year start.

In 2003-04, Dixon guided Pitt to a 31-5 record, 20-9 slate in 2004-05, 25-8 record in 2005-06 and 29-8 slate in 2006-07. He coached in his 100th career game vs. Delaware State on Nov. 14, 2006.

Dixon also ranks first all-time among Big East coaches in conference winning percentage (Big East games only) with a current .693 mark (52-23). See chart on page 4.

Dixon currently sports a .789 winning percentage.

BACK-TO-BACK LOSSES A RARITY FOR PITT, DIXON

With losses at Wisconsin and Oklahoma State in December, 2006, Pitt dropped back-to-back games for only the fifth time in Head Coach Jamie Dixon's five seasons as head coach at Pitt. Dixon's teams have only lost three in a row on one occasion: Feb. 20-Feb. 26, 2005 (at Villanova, West Virginia and Connecticut).

CLOSE QUALITY LOSSES

Pitt's lone loss in 2007-08 (Dayton by 25 points) came by large margin by Panthers standards. Pitt's eight losses in 2006-07 came by an uncharacteristic average of 10.0 points per game (80 points). Two of the eight losses were either in overtime over double overtime. Pitt's 23-point loss to Georgetown (65-42) in the Big East Championship Final, 14-point loss at Wisconsin (89-75) on Dec. 16 and its 13-point loss to Louisville (66-53) were uncharacteristic of the Pitt program.

Pitt's eight losses in 2005-06 came by a combined 33 points and an average of 4.1 points per loss.

Over the last five years, Pitt's 31 losses have been by a combined 212 points for a 6.8 average points per loss.

In 2004-05, Pitt's nine losses came by a combined 52 points (5.8 average margin of loss). In 2003-04, Pitt's five losses came by a combined 22 points for a 4.4 average.

Since Jamie Dixon became head coach, only five losses during his five-year tenure—Pitt's 25-point loss at Dayton (Dec. 29, 2007), its 23-point loss to Georgetown (March 10, 2007), a 13-point loss to Louisville (66-53 on Feb. 12), its 14-point loss at Wisconsin (89-75 on Dec.

16, 2006) and a 12-point loss to Oklahoma State (63-51) in the 2004 NCAA Regional—came by more than 10 points. Amazingly, Dixon has lost 15 of his 31 losses by four points or less.

DECEMBER SUCCESS

Pitt Head Coach Jamie Dixon concluded his fifth December as head coach with a 33-3 record in December contests. Overall against non-conference competition, Dixon sports a 59-4 record and .937 winning percentage.

NOVEMBER SUCCESS

Pitt Head Coach Jamie Dixon concluded November, 2007 with an undefeated 24-0 career record in November contests. Combining his November and December games, Dixon is 56-3 in early season games.

LEVANCE FIELDS IS A CANDIDATE FOR THE BOB COUSY AWARD FOR SECOND CONSECUTIVE SEASON

For the second consecutive season, Levance Fields is a candidate for the Bob Cousy Award, which honors the nation's top point guard.

As a sophomore last year, Fields was named one of 17 finalists for the award.

Fields is following in the footsteps of successful Pitt point guards as Carl Krauser was a back-to-back finalist in the 2004-05 and 2005-06 seasons.

UNDER 70 DEFENSIVE MENTALITY

Defense has been a key ingredient to Pitt's success over the last seven seasons. Following are some defensive notes:

- Pitt has limited 10 of its first 12 opponents to 70 points or less in 2007-08. The two opponents who have scored over 70 points vs. Pitt this year is Washington (74 points on Dec. 8) and Dayton (80 points on Dec. 29).

- In 2006-07, Pitt limited 31 of its 37 opponents to 70 points or less. Opponents averaged 62.8 points per game against Pitt on the year. Only two of 16 Big East regular season opponents has scored over 70 against Pitt this season (77, Marquette in overtime on Jan. 21, 2007 and 75, Marquette on March 3, 2007).
- In 2005-06, Pitt limited 26 of its 33 opponents to 70 points or less. Only five of 16 Big East regular season opponents in 2005-06 scored more than 70 points against Pitt.
- Over the last four seasons (2004-08), Pitt has limited 40 of its 48 Big East regular season opponents to 70 points or less.
- In 2004-05, Pitt limited 11 of the 16 Big East regular season opponents under 70 points. Only six of its 29 opponents in 2004-05 (at West Virginia-70, at Villanova-80, at West Virginia-83, Penn State-71, Connecticut, 73, at Notre Dame, 77) managed to score 70-plus points against Pitt.
- Pitt has held 51 of its last 64 Big East regular season opponents to 70 points or less dating back to Jan. 12, 2004.
- Additionally, since Jamie Dixon became head coach, Pitt has held 122 of its 147 opponents under 70 points.

HOME SWEET HOME

In a *Sports Illustrated* poll, Big East Conference players voted Pitt's Petersen Events Center as the most difficult place to play in the league. Here are some facts to support that statement:

- Pitt has won 94 of its last 103 home games which includes a 40-game home win streak in 2004.
- Over the last seven seasons, Pitt is a combined 104-9 in home games (16-1 in 2001-02, 16-0

in 2002-03, 19-1 in 2003-04, 13-4 in 2004-05, 16-1 in 2005-06, 16-2 in 2006-07 and 8-0 in 2007-08). Its 19 home wins in 2003-04 set school record for most home victories in a season.

- Pitt has lost just eight times in the Petersen Events Center and sports a 88-8 record (.917) in the six-year old arena. The eight losses are to Louisville, Connecticut, West Virginia, Syracuse, Bucknell, Georgetown, Seton Hall and Marquette. No opponent has defeated Pitt more than one time in the Petersen Events Center.
- Pitt won its first 34 consecutive games in the Petersen Events Center. The 34-game win streak to open the new arena ranks third all-time among winning streaks to open new arenas (51-UCLA in 1964, 41-Providence in 1971-72 and 34-Pitt, 2002-04).
- Pitt has won 38 of its last 44 Big East league home games and is 33-7 against Big East opponents in the Petersen Events Center.
- Pitt has won 27 consecutive home games against non-conference opponents at the Petersen Events Center. Its record for most consecutive non-conference home wins is 28. Pitt needs a win vs. Lafayette (Jan. 2) and vs. Seton Hall (Jan. 12) to set the record.
- Pitt owns a 55-1 record vs. non-conference opponents in the Petersen Events Center. Bucknell was the only non-conference team to defeat the Panthers.
- Pitt has won 76 of its last 77 home games against regular season non-conference home opponents. In addition, the Panthers are 80-2 in their last 82 regular season non-conference home games.

JAMIE DIXON COACHING NOTES

TCU '87 • FIFTH YEAR AS HEAD COACH (2003-08) • NINTH YEAR AT PITT (1999-2008)

HEAD COACHING ACHIEVEMENTS

- Became the first coach in school history to guide Pitt to four consecutive 20-win seasons and four straight 10-win Big East regular seasons.
- First head coach in school history to lead Pitt to four straight NCAA Tournaments.
- Guided Pitt to two NCAA Sweet Sixteen appearances (2004 and 2007).
- His 105 wins rank tied for second among the all-time best starts to an NCAA Division I coaching career after four seasons.
- Is one of only nine coaches in NCAA Division I history to win over 100 games during the first four seasons of a coaching career.
- Reached 100 wins at Pitt faster than any other coach in school history. Dixon needed only 126 games to reach the milestone. Only 14 coaches in the history of college basketball reached 100 career victories faster than Dixon.
- Advanced to the Big East Championship Final in three of his first four seasons as head coach at Pitt.
- In 2003-04, became the first rookie head coach in Big East history to both guide his team to the league's regular season title and earn Big East Coach of the Year honors. Dixon earned those accolades after leading the Panthers to their third consecutive Big East regular season title and second all-time outright Big East title.

- His 31 victories as a first-year head coach in 2003-04 rank as the third all-time highest total in NCAA Division I history for a first-year head coach.
- Led Pitt on an 18-game win streak to begin his career and 2003-04 season, a streak which ranks as the third best start for a rookie head coach in NCAA history.
- Guided Pitt to the 2003-04 Big East outright regular season title in his rookie season as head coach.
- Ranks among the top-5 current winningest active coaches by percentage (see chart page 6).

DIXON AS AN ASSISTANT

- Associate Head Coach, University of Pittsburgh (1999-2003).
- Assistant Coach, University of Hawaii (1998-99).
- Assistant Coach, Northern Arizona University (1994-98).
- Assistant Coach, University of Hawaii (1992-94).
- Graduate Assistant, UC-Santa Barbara (1991-92).
- Assistant Coach, Los Angeles Valley Junior College (1989-91).

DIXON COACHING TREE

- Dixon has had several coaches serve under him who have gone on to become head or assistant coaches at other schools: John Alesi, Assistant Coach-Manhattan; David Cox, Assistant Coach, Georgetown; Joe Lombardi, Head Coach, Indiana (Pa.); Mike Rice, Head Coach-Robert Morris; Barry

Rohrsen, Head Coach-Manhattan.

DIXON AS A PLAYER

- Played at Texas Christian University from 1984-87 under head coach Jim Killingsworth.
- All-Southwest Conference selection in 1987, SWC All-Academic selection and led the SWC in assists as a senior in 1986-87.
- Hit game-winning halfcourt shot to defeat Texas as a senior.
- Named MVP of the 1987 All-College Classic in Oklahoma City while guiding TCU to the title.
- Inducted into the TCU Athletic Hall of Fame, 2007.
- Played professionally in the Continental Basketball Association (Lacrosse Catbirds) and overseas in New Zealand.

DIXON AND HIS FAMILY

- Sister of the late Maggie Dixon, who served as head women's basketball coach at the United States Military Academy (2005-06) and as an assistant at DePaul. Maggie passed away in April, 2006). Dixon's Pitt's men's team participated in the first Maggie Dixon Classic, held at West Point. The second Maggie Dixon Classic was held at Madison Square Garden as a women's only event.
- Son of Jim & Marge Dixon who reside in Los Angeles. Sister Julie is an attorney in Los Angeles.
- Wife Jacqueline, son Jack Connor (June 2, 2002) and Shannon Iwalani (Feb. 24, 2004).

DIXON VERSUS OPPONENTS

Opponent	W-L
Alabama	1-0
Albany	1-0
Auburn	2-0
Boston College	3-0
Boston U.	1-0
Bradley	0-1
Bucknell	0-1
Buffalo	2-0
Central Florida	1-0
Chicago State	1-0
Cincinnati	2-0
Connecticut	3-4
Coppin State	2-0
Dayton	1-1
Delaware State	1-0
DePaul	2-0
Duquesne	5-0
Duke	1-0
Florida A&M	1-0
Florida State	2-0
Georgetown	2-4
Georgetown (Ky.)	1-0
Georgia	1-0
Houston Baptist	1-0
Howard	1-0
Louisville	3-1
Loyola (Md.)	1-0
Kent State	1-0
Maine	1-0
Marquette	2-3
Massachusetts	1-0
Memphis	1-0
Miami, Fla.	1-0
Mississippi Valley State	1-0
Murray State	1-0
New Hampshire	1-0
North Carolina A&T	1-0
Northeastern	1-0
Notre Dame	5-0
Oakland	1-0
Oklahoma State	1-2
Pacific	0-1
Penn State	3-0
Providence	5-0
Richmond	1-0
Robert Morris	4-0
Rutgers	3-0
St. Francis (NY)	1-0
St. Francis (Pa.)	2-0
Saint Louis	1-0
St. John's	3-2
Saint Peters	1-0
Seton Hall	2-2
South Carolina	2-0
South Florida	1-0
Syracuse	5-2
Toledo	1-0
UCLA	0-1
Washington	2-0
West Virginia	5-3
Western Michigan	1-0
William & Mary	1-0
Wisconsin	2-1
Vermont	1-0
Villanova	3-2
Virginia Commonwealth	1-0
Virginia Tech	2-0
Wright State	1-0
Youngstown State	1-0
Career Record	116-31

DIXON BY THE YEARS (2003-08)

Year	Overall		Big East		BET		NCAA		Non-Conf.		Home	
	W-L	Pct.	W-L	Pct.	W-L	Pct.	W-L	Pct.	W-L	Pct.	W-L	Pct.
2003-04	31-5	.861	13-3	.813	2-1	.667	2-1	.667	14-0	1.000	19-1	.950
2004-05	20-9	.689	10-6	.625	0-1	.000	0-1	.000	10-1	.909	13-4	.765
2005-06	25-8	.758	10-6	.625	3-1	.750	1-1	.500	11-0	1.000	16-1	.941
2006-07	29-8	.783	12-4	.750	2-1	.667	2-1	.667	13-2	.867	16-2	.889
2007-08	11-1	.917	0-0	.000	0-0	.000	0-0	.000	11-1	.917	8-0	1.000
Career	116-31	.789	45-19	.703	7-4	.636	5-4	.556	59-4	.937	72-8	.900

JAMIE DIXON ERA HIGHS AND LOWS

PITT TEAM HIGHS & LOWS

Points:	High	103	vs. Houston Baptist (11/9/07)
		100	vs. Notre Dame (1/4/06)
	Low	42	vs. Loyola (Md.) (11/27/04)
		46	vs. Georgetown (3/10/07)
FG Made:	High	42	vs. Syracuse (2/29/04)
		50	at St. John's (1/21/06)
	Low	13	vs. Houston Baptist (11/9/07)
		42	vs. St. Francis (Pa.) (11/22/03)
		37	vs. Penn State (12/10/05)
FG Att:	High	92	vs. Central Florida (3/19/04)
		79	vs. Georgetown (3/10/07)
	Low	38	Three times
		39	vs. Houston Baptist (11/9/07)
		67	vs. Penn State (12/10/05)
FG Pct.:	High	.674	Two times
		.627	at Cincinnati (1/24/07)
		.625	vs. St. John's (2/8/05)
	Low	.262	vs. Kent State, 31-46 (3/17/06)
		.295	vs. St. Francis (Pa.), 42-67 (11/22/03)
		.297	vs. Florida State, 35-56 (11/24/06)
3FG Made:	High	14	vs. Georgetown, 16-61 (3/10/07)
		13	vs. Central Florida, 13-44 (3/19/04)
	Low	2	at Dayton, 19-64 (12/29/07)
		34	vs. Albany (11/28/03)
3FG Att.:	High	31	vs. Florida A&M (12/30/06)
		29	vs. Albany (11/28/03)
	Low	6	at Marquette (3/3/07)
		7	vs. Syracuse (3/11/06)
3FG Pct.:	High	.632	vs. Rutgers (1/17/04)
		.625	vs. Connecticut (3/13/04)
		.600	at Cincinnati, 12-19 (1/24/07)
	Low	.571	vs. South Florida, 10-16 (1/7/07)
		.100	vs. Georgia, 6-10 (12/30/03)
		.118	vs. Auburn, 12-21 (12/4/05)
		.120	at Connecticut, 2-20 (1/31/06)
FT Made:	High	30	vs. Robert Morris, 2-17 (11/29/06)
		28	at Dayton, 3-25 (12/29/07)
	Low	1	vs. Notre Dame (1/4/06)
		3	at Providence (3/2/04)
FT Att.:	High	46	vs. Marquette (3/8/07)
		42	vs. New Hampshire (12/27/03)
	Low	4	vs. St. Francis (Pa.) (11/22/03)
		7	vs. Notre Dame (1/4/06)
FT Pct.:	High	.909	vs. Memphis (12/7/04)
		.903	vs. Marquette (3/8/07)
	Low	.889	vs. New Hampshire (12/27/03)
		.875	at West Virginia (2/27/06)
		.333	at Connecticut (1/19/04)
Rebounds:	High	59	vs. Bradley, 10-11 (3/19/06)
		55	at Providence, 28-31 (3/2/04)
	Low	23	at Connecticut, 16-18 (1/31/06)
		25	Two times
		26	vs. New Hampshire, 1-4 (12/27/03)
Assists:	High	31	vs. St. Francis (Pa.), 3-9 (11/22/03)
		30	vs. Houston Baptist (11/9/07)
	Low	5	vs. Howard (11/20/04)
		7	vs. Loyola (Md.) (11/27/04)
Steals:	High	16	vs. Duke (12/20/07)
		12	vs. Georgetown (1/13/07)
	Low	0	vs. Virginia Tech (1/6/04)
		9	at Penn State (12/11/04)
Blocks:	High	9	vs. Houston Baptist (11/9/07)
	Low	0	vs. Notre Dame (1/4/06)
		0	vs. St. Francis (Pa.) (11/22/03)
Turnovers:	High	25	vs. Louisville (3/8/06)
		24	vs. Central Florida (3/19/04)
	Low	6	vs. Houston Baptist (11/9/07)
		6	vs. Buffalo (11/23/07)
Fouls:	High	28	vs. St. John's (1/18/05)
		28	vs. Oakland (11/19/06)
	Low	7	Five times
		7	at Cincinnati (1/24/07)
		23	vs. Syracuse (2/26/04)
		23	vs. Howard (11/20/04)
		6	vs. Seton Hall (2/9/04)
		6	at Georgetown (2/24/04)
		6	vs. Washington (2/17/07)
		6	vs. Louisville (3/9/07)
		6	vs. Notre Dame (1/12/04)
		28	vs. Oklahoma State (12/21/06)
		28	vs. Wisconsin (12/16/06)
		7	at Syracuse (1/4/06)

OPPONENT TEAM HIGHS & LOWS

Points:	High	97	vs. Notre Dame (1/4/06)
		95	vs. Oklahoma State (12/21/06)
	Low	37	vs. Wisconsin (12/16/06)
		38	vs. Penn State (12/6/03)
FG Made:	High	41	vs. New Hampshire (12/27/03)
		41	vs. Auburn (12/4/05)
	Low	14	vs. St. Francis (Pa.) (12/1/04)
		15	vs. Notre Dame (1/4/06)
FG Att.:	High	83	at Miami (1/10/04)
		73	Five times
	Low	38	vs. Penn State (12/6/03)
		40	Six times
FG Pct.:	High	.609	vs. Notre Dame (1/4/06)
		.523	vs. Syracuse (1/23/06)
	Low	.520	vs. Virginia Commonwealth (3/17/07)
		.511	at Georgetown (2/24/07)
3FG Made:	High	14	vs. Auburn (12/4/05)
		14	vs. UCLA (3/22/07)
	Low	0	at South Carolina (12/28/05)
		1	vs. Georgetown, 28-46 (1/13/07)
3FG Att.:	High	40	vs. Georgetown, 23-44 (3/10/07)
		36	at Dayton, 26-50 (12/29/07)
	Low	6	vs. Bucknell, 24-47 (1/2/05)
		8	vs. New Hampshire, 15-57 (12/27/03)
3FG Pct.:	High	.727	at Syracuse, 15-55 (1/24/04)
		.636	vs. St. John's, 15-54 (2/8/05)
	Low	.000	vs. Notre Dame (1/4/06)
		.091	vs. Notre Dame (1/4/06)
FT Made:	High	32	vs. Bradley (3/19/06)
		31	vs. Oklahoma State (3/25/04)
	Low	1	vs. Virginia Tech, 8-11 (1/6/04)
		1	vs. Washington, 7-11 (2/17/07)
FT Att.:	High	44	at Louisville, 8-14 (1/15/06)
		38	vs. Youngstown State, 0-11 (12/13/03)
	Low	1	vs. Georgia, 1-11 (12/30/03)
		4	vs. Oklahoma State (12/21/06)
FT Pct.:	High	1.000	at Wisconsin (12/16/06)
		1.000	vs. Bradley (3/19/06)
	Low	.938	vs. Villanova (3/10/05)
		.167	vs. Albany (11/28/03)
Rebounds:	High	47	vs. William & Mary (1/3/04)
		44	at Wisconsin (12/16/06)
	Low	18	vs. Oklahoma state (12/21/06)
		19	vs. Louisville (3/9/07)
Assists:	High	22	vs. Notre Dame (1/4/06)
		20	vs. Georgetown (1/13/07)
	Low	2	vs. William & Mary (1/3/04)
		5	vs. Notre Dame (1/4/06)
Steals:	High	12	vs. Oklahoma state (12/21/06)
		11	vs. Albany (11/28/03)
	Low	0	Two times
		7	vs. Boston College (3/12/04)
Blocks:	High	10	vs. Chicago State (12/17/03)
		9	11 times
	Low	0	vs. Georgetown College, Ky. (12/15/03)
		0	Four times
Turnovers:	High	26	vs. Notre Dame (1/12/04)
		25	Six times
	Low	3	vs. Syracuse (1/23/06)
		4	at Connecticut (1/31/06)
Fouls:	High	32	at Connecticut (1/19/04)
		31	Eight times
	Low	9	vs. Virginia Tech (1/6/04)
		9	vs. Buffalo (11/23/07)
		9	vs. Penn State (12/10/05)
		9	at Rutgers (1/8/05)
		9	at West Virginia (2/5/05)
		9	vs. Notre Dame (1/4/06)
		9	vs. Virginia Tech (3/11/04)
		9	Two times
		9	vs. New Hampshire (12/27/03)
		9	at Georgetown (2/5/06)

PITT BASKETBALL PERSONALITY PROFILES

KEITH BENJAMIN

- Roommate of teammate Ronald Ramon.
- Nickname is “K-Rucker” because he first started playing basketball at New York City’s Rucker Park at the young age of 14.
- 2004 graduate of Mount Vernon High School where he helped lead his team to the 2004 state title. Sports a red #1 championship ring on his finger.
- Mount Vernon has produced several college/NBA standouts including Scooter McCray, Rodney McCray, Gus Williams, Ray Williams and former Connecticut guard Ben Gordon.
- Finished his four-year high school career at Mount Vernon with a 98-13 overall record.

TYRELL BIGGS

- Lost close to 20 pounds during the summer of 2006, dropping to 240 from 260 pounds. Prior to the start of practice, Dixon rated him as the team’s Most Improved Player.
- Has drawn comparisons to Boston College power forward Craig Smith because of his size and playing style.
- Became the third consecutive Pitt player to earn Windy City Classic All-Star MVP honors last summer in the Chicago All-Star Game. Chris Taft and Ronald Ramon were the previous MVP winners.
- Nickname is T.J. or TBiggs.
- Stood 6-5 inches tall and weighed 230 pounds as an eighth grader.
- Played with Pitt guard Keith Benjamin on the MetroHawks/Riverside Church AAU team.

- Has taken up golf, played the piano and bowls.
- Along with teammates LeVance Fields and Gilbert Brown, loves to go bowling.
- Named a McDonalds Top-100 All-America Team finalist.

DeJUAN BLAIR

- Nickname is the “Big Fella.”
- Wingspan is that of a 7-foot-2 inch player. He is a 6-foot-7 inch center.
- Grew up in a house just 600 yards from the Petersen Events Center.
- Attended high school a little over a mile from the Petersen Events Center.
- After he committed to Pitt, he claimed that he knew the campus better than Pitt’s coaching staff.
- Is the first Schenley High School player to play basketball at Pitt since Wayne Williams (1975-79) and Sonny Lewis (1976-78)
- Is the first Pittsburgh City League player to compete for Pitt since Darelle Porter (1987-91), who graduated from Perry Traditional H.S.
- Friend of former Pitt center Sam Clancy (1977-81). At 6-foot-7 inches tall, Clancy played center and averaged a double-double in each of his four seasons at Pitt.
- First dunk took place at Pittsburgh’s Ammons Recreation Center as a 6-foot-4-inch eighth grader.
- Favorite player is Shaquille O’Neal but models his game after Charles Barkley.
- Guided nearby Schenley High School to the 2007 state title and a 57-0 career record vs. Pittsburgh City League teams.

- Played on a USA Junior All-Star team that traveled Europe with Pitt teammate Brad Wanamaker.

GILBERT BROWN

- Earned a medical hardship last year for several injuries.
- Owns a 38-inch vertical leap.
- Relative Troy Drayton played at Penn State.
- Played on the same South Kent Academy team as NBA Draft picks Andray Blatche and Dorell Wright.
- Hobbies and interests include bowling and singing.

MIKE COOK

- Junior transfer from East Carolina University. Cook sat out the 2005-06 Pitt season but participated in practice.
- Mother Dawn Cook (Hoover) played basketball at Temple from 1979-83. She is still ranked among all-time school leaders in rebounding with a 6.0 average. She is now a coach at Philadelphia’s University City High School.
- Last summer, a former team manager had a tee-shirt made up with the words “Who is Mike Cook?” The tee-shirt made reference to Cook’s outstanding summer league performances.
- Led ECU in scoring (15.0 ppg in 2004-05) and averaged 12.8 points per game and registered 41 double-figure scoring games in two years with the Pirates.
- A Philadelphia native who played high school basketball with current Memphis Grizzlies player Hakim Warrick and Mustafa Shakur (Arizona).

- Transferred to Pitt for its style of basketball, location and league.

CASSIN DIGGS

- Native of Williamsport, Pa. and Williamsport Area H.S., the same high school that produced former Pitt power forward Chevon Troutman.
- Always dreamed about playing at Pitt as a youngster.
- Lefthanded post player.
- Junior college transfer who has attended Cloud County C.C.

LEVANCE FIELDS

- Dropped nearly 15 pounds over the summer before his junior season.
- Cousin of St. John’s point guard Eugene Lawrence.
- Played at the same high school (Xaverian) attended by former Pitt player and NBA player Chris Taft. Several other Big East players attended Xaverian including Chris Mullin. Former Pitt associate head coach and current Manhattan coach Barry Rohrsen also attended Xaverian.
- Nickname is the “General” and/or “Lee-lee.”
- Played in the Jordan Classic All-Star game at Madison Square Garden on April 16, 2005 and finished with 18 points, all in the second half.
- Committed to Pitt on Dec. 6, 2004, a day prior to Pitt’s appearance in the Jimmy V. Classic at Madison Square Garden.
- As a high school senior, led Xaverian to eight consecutive wins en route to a state title game appearance.

2007-08 PITT PRESEASON RANKINGS/HONORS/AWARDS

PRESEASON RANKINGS & PREDICTIONS

(according to national publications and columns)

National Rankings

- Jeff Goodman, Fox Sports-12
- ACC Basketball Yearbook-13
- Jay Bilas-13
- Andy Katz-14
- Lindy’s-17
- Lindy’s-At-large NCAA selection
- Athlon-2 & out
- The Sporting News-23
- Rivals.com-23
- Dick Vitale-24

CBS Sportsline-24
Gary Parrish, CBS Sportsline-24
NCAA Hoops Today-32

Big East Conference Predictions

- Athlon-4th
- The Sporting News-4th
- Lindy’s-4th

INDIVIDUAL ACCOLADES

Mike Cook

- Lindy’s-All-Big East Second Team
- Lindy’s-nation’s No. 18 shooting guard

LeVance Fields

- Athlon-Bob Cousy Award candidate
- The Sporting News-Big East’s Best Under Pressure
- Athlon-All-Big East Third Team
- Lindy’s-nation’s No. 19 point guard
- Lindy’s-All-Big East Second Team

Ronald Ramon

- Lindy’s-Big East’s Top-3 returning 3-point shooters

Sam Young

- Lindy’s-Big East’s Most Exciting Player
- Lindy’s-nation’s No. 19 power forward
- Lindy’s-All-Big East Third Team

RECRUITING CLASSES

National Rankings

- Athlon-21
- Rivals-26

Big East Conference

- Athlon-3rd
- The Sporting News-6th

MAGAZINE COVERS

- LeVance Fields, Athlon regional magazine
- Mike Cook, CBS Sportsline

PITT BASKETBALL PERSONALITY PROFILES

- Named New York's Player of the Year by the *New York Daily News* and *Newsday*.
- Named a McDonald's Top-100 All-America Team finalist.
- Along with teammates Tyrell Biggs and Gilbert Brown, loves to go bowling.

TIM FRYE

- Walk-on who majors in pre-Business.
- Is the first player at Pitt to wear No. 24 since walk-on Marcus Bowman (2002-05).
- Uncle Dave Frye played basketball at Providence College and uncle Tom Albright played football at Indiana State.

GARY MCGHEE

- Freshman from Anderson, Ind. who became interested in Pitt while visiting family in the Pittsburgh area during a summer.
- Father Gary McGhee competed in track & field at Indiana (1981-82).
- Cousin Aaron McGhee started at power forward and helped lead Oklahoma to the NCAA Final Four in 2002.
- Nickname is "Big G."
- Spent his official visit at Pitt with Aaron Gray. Gray and McGhee are and were in similar stages in their basketball development.

MAURICE POLEN

- Psychology major.
- Talented singer who sang the national anthem before Pitt's men's basketball game against Seton Hall on March 3, 2006.
- A senior walk-on in his third season with Pitt. He was injured during his sophomore season.
- High school coach at West Philadelphia High School was former Pitt basketball player Gerald Jordan (1995-97).

- Other notable players who attended his high school include: Gene Banks, Jordan, Ricardo Lovelace and Clarence Tillman.
- Related to Eric Williams, who plays football for the Dallas Cowboys.

RONALD RAMON

- Roommate of teammate Keith Benjamin.
- Father Ricardo Ramon, a professional basketball player, spent a month in Pittsburgh this summer working out Ronald and several of his teammates. He was in town to assist Ronald's recovery from shoulder surgery.
- Interned at FSN Pittsburgh this summer.
- Nickname is "Double-R" for Ronald Ramon. Krauser nabbed him "Double-R with the Radar."
- Hails from a basketball family as his father Ricardo Ramon played professional basketball in the Dominican Republic, Brazil and Argentina. His role model is his father because he "showed him everything."
- Played for one of the nation's top AAU basketball programs, the New York Gauchos. Other Pitt basketball players who played for the Gauchos include Jerry McCullough, Eric Mobley and current assistant coach Orlando Antigua.
- Native Dominican who follows in the footsteps of several former Pittsburgh Dominican players including Ricardo Greer, Jaime Peterson and Orlando Antigua.
- Invited to play on the Dominican Republic basketball team during the summer of 2006, but his schedule would not allow it.
- Fluent in Spanish.
- All Hallows High School retired his jersey No. 14 at the conclusion of his career.

- Named Most Valuable Player at the Wendy's All-Star Shootout in Chicago after scoring 23 points, hitting five 3-pointers (including three in the final five minutes) and registering three assists.

BRAD WANAMAKER

- Played on a USA Junior All-Star team that traveled Europe with Pitt teammate DeJuan Blair.
- Has a twin brother Brian, who played on his high school and AAU teams.
- Invited to compete for a roster spot on the 2007 USA Basketball Under-19 World Championship team during last summer.
- Pitt senior Mike Cook played in his AAU program, Positive Image.
- Philadelphia Inquirer and Philadelphia Daily News Player of the Year in 2007.
- Twin brother Brian is a freshman guard at Central Connecticut State in the Northeast Conference.

SAM YOUNG


- Inspiration for playing the piano and taking lessons comes from his brother who is blind. He has taken several piano courses at both Pitt and in high school. He was also featured while playing the piano on ESPN during Pitt's game at Syracuse in 2007.
- Named the 2004-05 National Prep School Player of the Year by Scout.com.
- Has drawn comparisons to former Villanova forward Curtis Sumpter because of his size and playing style.
- Favorite sports figure is Michael Jordan and also sports his number 23.
- Interested in gymnastics because of his natural ability. When Young was visiting Pitt on his recruiting trip, the coaches took him on a

tour of the athletic facilities. When he saw the gymnastics equipment, he started doing several tricks and backflips.

- Also performed a gymnastics routine for ESPN prior to a game in 2005-06.
- Prior to his senior season at Friendly H.S., promised his coach that he would do back flips if his team won the state title, then held true on his promise after he led the team to the championship.
- Owns a 35-inch vertical leap.

AUSTIN WALLACE

- Leads Pitt in its pre-game warmup before the team heads to the bench for pre-game introductions. Wallace gets in the center of Pitt's circle and pumps up the Panthers.
- Nickname is "A-Wall."
- LaSalle Academy product of the Bronx, N.Y. LaSalle has also produced several notable athletes including Sacramento Kings forward Ron Artest, former Milwaukee Bucks guard Shamgod Wells and former Pittsburgh Pirates pitcher John Candelaria, who is the school's all-time leading scorer in basketball.
- Played on same AAU team as current Pitt guards LeVance Fields and Ronald Ramon.



I • KEITH BENJAMIN

GUARD • 6-2 • 190 • SR • 3L • MOUNT VERNON, N.Y./MOUNT VERNON H.S.

CAREER

- Played in 98 career games with four starts

2007-08

- Has seen action in all 12 games off the bench.
- Reached double figure scoring in two games.
- Scored seven points in a season-high 30 minutes at Dayton, 12/29.
- Hit running jumper, grabbed three rebounds vs. Duke, 12/20.
- Hit key 3-pointer, scored five points in 13 minutes vs. Oklahoma State, 12/15.
- Grabbed a career-high six rebounds in 11 minutes at Duquesne, 12/5.
- Hit two 3-pointers off the bench and scored six points in 19 minutes vs. Toledo, 12/1.
- Scored a career-high 17 points (6-8 FG), hit 3-4 3-point field goals and finished with three steals vs. Buffalo, 11/23.
- Scored seven points in 16 minutes vs. Mississippi Valley State, 11/15.
- Tied or set career-highs for points (16), field goals made (6), field goal attempts (11), 3-pointers made (4), 3-pointers attempted (8) vs. Houston Baptist, 11/9.

CAREER HIGHS

Points: 17, Buffalo, 11/23/07.
 FG made: 6, three times- Buffalo, 11/23/07; Houston Baptist, 11/9/07; at Providence, 2/15/06.
 FG attempts: 11, Houston Baptist, 11/9/07.
 3FG Made: 4, Houston Baptist, 11/9/07.
 3FG attempts: 8, Houston Baptist, 11/9/07.
 FT made: 3, two times- at St. John's 1/21/06; Cincinnati, 2/12/06.
 FT attempts: 4, two times- at St. John's, 1/21/06; DePaul, 1/12/06.
 Rebounds: 6, three times- at Duquesne, 12/5/07; vs. Georgetown, 3/10/07; Syracuse, 1/23/06.
 Off. Rebs.: 3, at Duquesne, 12/5/07.
 Def. Rebs.: 5, Syracuse, 1/23/06.
 Assists: 4, Maine 11/26/05.
 Steals: 3, two times- Buffalo, 11/23/07; Northeastern, 11/17/06.
 Blocks: 1, six times.
 Minutes: 28, Rutgers, 1/18/06.

CAREER NUMBERS

Double-Doubles:	0
Points-Rebounds:	0
Points-Assists:	0
20+ point games:	0
10+ point games:	9
10+ assist games:	0
10+ rebound games:	0
5+ rebound games:	6
5+ assist games:	0
30+ minute games:	0
40+ minute games:	0

2007-08 SEASON HIGHS

Points: 17, Buffalo, 11/23.
 Rebounds: 6, at Duquesne, 12/5.
 Assists: 3, Mississippi Valley State, 11/15.
 Steals: 3, Buffalo, 11/23.
 Blocks: 0
 Minutes: 30, at Dayton, 12/29/07.


KEITH BENJAMIN'S CAREER STATISTICS

OVERALL STATISTICS

SEASON	TEAM	GP-GS	MIN	TOTAL		3-POINTERS		REBOUNDS				PF-FO	Δ	TO	BLK	ST	PTS-AVG							
				FG-FGA	PCT	FG-FGA	PCT	FT-FTA	PCT	OFF-DEF	TOT-AVG													
2004-05	Pitt	18-0	182	17	47	.362	4	15	.267	2	5	.400	8	25	33	1.8	14	0	9	16	1	7	40	2.2
2005-06	Pitt	31-4	469	55	128	.430	14	36	.389	19	32	.594	30	59	89	2.9	33	0	30	19	4	10	143	4.6
2006-07	Pitt	37-0	419	50	119	.420	12	47	.255	11	23	.478	14	42	56	1.5	34	0	28	22	1	12	123	3.3
2007-08	Pitt	12-0	207	28	69	.406	13	38	.342	3	3	1.000	8	18	26	2.2	13	0	14	11	2	8	72	6.0
	Career	98-4	1277	150	363	.413	43	136	.316	35	63	.556	60	144	204	2.1	94	0	81	68	8	37	378	3.9

BIG EAST STATISTICS

SEASON	TEAM	GP-GS	MIN	TOTAL		3-POINTERS		REBOUNDS				PF-FO	Δ	TO	BLK	ST	PTS-AVG							
				FG-FGA	PCT	FG-FGA	PCT	FT-FTA	PCT	OFF-DEF	TOT-AVG													
2004-05	Pitt	9-0	91	6	18	.333	3	9	.333	2	5	.400	3	11	14	1.6	7	0	6	10	1	4	17	1.9
2005-06	Pitt	16-0	241	33	66	.500	8	17	.471	13	22	.591	14	31	45	2.8	16	0	15	8	1	5	87	5.4
2006-07	Pitt	16-0	184	21	53	.396	6	23	.261	4	9	.444	4	16	20	1.3	14	0	14	8	0	5	52	3.3
	Career	41-0	516	60	137	.438	17	49	.347	19	38	.500	21	58	79	1.9	37	0	35	26	2	14	156	3.8



31 • MIKE COOK

GUARD/FORWARD • 6-4 • 215 • SR • IL • PHILADELPHIA, PA./EAST CAROLINA/FRIENDS CENTRAL H.S.

CAREER

- Sidelined for season with a torn ACL suffered while driving to the basket during the overtime period of the Duke game, 12/21.
- Started 48 consecutive games from Nov. 19, 2005-Dec. 20, 2007.
- In four-year collegiate career at both East Carolina and Pitt, has totaled 1,204 points (11.7 ppg.) and 293 assists (2.8 apg.) in 103 games.

- Transferred from East Carolina following the 2004-05 season and sat out due to NCAA transfer rules in 2005-06.

2007-08

- Started all 11 games at small forward.
- Reached double figure scoring in seven of his 11 games played.
- Scored 15 points (7-8 FT), hit two 3-pointers in 29 minutes vs. Oklahoma State, 12/15.
- Finished with 14 points (4-8 FG) with a season-high six assists at Washington, 12/8.

- Scored 12 points including 10 in the first half and grabbed four rebounds in 35 minutes at Duquesne, 12/5.
- Finished with 11 points (4-4 FG) and six assists in 24 minutes vs. Boston U., 11/27.
- Scored eight points, pulled down five rebounds vs. Buffalo, 11/23.
- Scored 13 points (4-6 FG) with a 3-pointer and five assists vs. North Carolina A&T, 11/10.
- Finished with 13 points (5-12 FG) with six rebounds and three steals vs. Houston Baptist, 11/9.

***CAREER HIGHS**

Points: 24, vs. South Carolina, 12/20/04.
 FG made: 10, at Charlotte, 1/8/05.
 FG attempts: 25, at Western Carolina, 12/7/04.
 3FG Made: 3, two times- Florida A&M, 12/30/06; vs. South Carolina, 12/20/04.
 3FG attempts: 9, at Western Carolina, 12/7/04.
 FT made: 10, vs. Pepperdine, 11/17/04.
 FT attempts: 14, vs. Pepperdine, 11/17/04.
 Rebounds: 9, vs. Belmont-Abbey, 11/28/04.
 Off. Rebs.: 5, at Cincinnati, 1/28/04.
 Def. Rebs.: 8, vs. Belmont-Abbey, 11/28/04.
 Assists: 12, vs. Belmont-Abbey, 11/28/04.
 Steals: 3, two times- Houston Baptist, 11/9/07; vs. Charlotte, 2/7/04.
 Blocks: 1, seven times.
 Minutes: 43, vs. Marquette, 2/12/05.

***CAREER NUMBERS**

Double-Doubles:	0
Points-Rebounds:	0
Points-Assists:	0
20+ point games:	0
10+ point games:	28
10+ assist games:	0
10+ rebound games:	0
5+ rebound games:	10
5+ assist games:	7
30+ minute games:	9
40+ minute games:	1

**Pitt career only*

2007-08 SEASON HIGHS

Points: 15, Oklahoma State, 12/15.
 Rebounds: 6, Houston Baptist, 11/9.
 Assists: 6, two times- at Washington, 12/8; Boston U., 11/27.
 Steals: 3, Houston Baptist, 11/9.
 Blocks: 1, three times.
 Minutes: 35, at Duquesne, 12/5.
**Combining his career at East Carolina and Pitt.*

MIKE COOK'S CAREER STATISTICS

OVERALL STATISTICS

SEASON	TEAM	GP-GS	MIN	TOTAL		3-POINTERS		FT-FTA			REBOUNDS			PF-FO	Δ	TO	BLK	ST	PTS-AVG					
				FG-FGA	PCT	FG-FGA	PCT	FT-FTA	PCT	OFF-DEF	TOT-AVG													
2003-04	East Carolina	27-14	700	106	252	.421	8	41	.195	62	95	.653	29	65	94	35	55	3	85	80	2	18	282	10.4
2004-05	East Carolina	28-25	925	157	424	.370	30	95	.316	77	106	.726	29	83	112	40	59	1	84	111	5	24	421	15.0
2006-07	Pitt	37-37	940	138	277	.498	22	46	.478	89	129	.690	44	81	125	34	62	1	95	63	2	22	387	10.5
2007-08	Pitt	11-11	274	38	88	.432	8	23	.348	30	36	.833	9	22	31	28	16	0	29	20	3	6	114	10.4
	<i>Pitt Career</i>	<i>48-48</i>	<i>1214</i>	<i>176</i>	<i>365</i>	<i>.482</i>	<i>30</i>	<i>69</i>	<i>.435</i>	<i>119</i>	<i>165</i>	<i>.721</i>	<i>53</i>	<i>103</i>	<i>156</i>	<i>33</i>	<i>78</i>	<i>1</i>	<i>124</i>	<i>83</i>	<i>5</i>	<i>28</i>	<i>501</i>	<i>10.4</i>
	<i>Career</i>	<i>103-87</i>	<i>2839</i>	<i>439</i>	<i>1041</i>	<i>.421</i>	<i>68</i>	<i>205</i>	<i>.332</i>	<i>258</i>	<i>366</i>	<i>.705</i>	<i>111</i>	<i>251</i>	<i>362</i>	<i>35</i>	<i>192</i>	<i>5</i>	<i>293</i>	<i>274</i>	<i>12</i>	<i>70</i>	<i>1204</i>	<i>11.7</i>

BIG EAST STATISTICS

SEASON	TEAM	GP-GS	MIN	TOTAL		3-POINTERS		FT-FTA			REBOUNDS			PF-FO	Δ	TO	BLK	ST	PTS-AVG					
				FG-FGA	PCT	FG-FGA	PCT	FT-FTA	PCT	OFF-DEF	TOT-AVG													
2006-07	Pitt	16-16	413	50	111	.450	8	19	.421	30	44	.682	16	32	48	30	32	1	46	30	1	6	138	8.6
	<i>Career</i>	<i>16-16</i>	<i>413</i>	<i>50</i>	<i>111</i>	<i>.450</i>	<i>8</i>	<i>19</i>	<i>.421</i>	<i>30</i>	<i>44</i>	<i>.682</i>	<i>16</i>	<i>32</i>	<i>48</i>	<i>30</i>	<i>32</i>	<i>1</i>	<i>46</i>	<i>30</i>	<i>1</i>	<i>6</i>	<i>138</i>	<i>8.6</i>



4 • RONALD RAMON

GUARD • 6-1 • 185 • SR • 3L • BRONX, N.Y./ALL HALLOWS

CAREER

- Played in 110 games with 45 starts.

2007-08

- Started all 12 games at off guard.
- Played a career-high 38 minutes vs. Duke, 12/20.
- Scored 10 points (2-5 3FG) with five assists and three steals

- in 34 minutes vs. Oklahoma State, 12/15.
- Finished with nine points in 32 minutes at Duquesne, 12/5.
- Tied a career-high with a 5-5 3-point performance, scored a season-high 15 points in 22 minutes vs. Boston U., 11/27.
- Scored 12 points on 4-5 3FG shooting vs. North Carolina A&T, 11/10.
- Started first career contest in 37 consecutive games in season opener vs. Houston Baptist, 11/9.

CAREER HIGHS

Points: 21, two times- Marquette, 1/21/07; at Rutgers, 1/8/05.
 FG made: 7, at Rutgers, 1/8/05.
 FG attempts: 14, at Wisconsin, 12/16/06.
 3FG Made: 5, three times- Boston, U, 11/27/07; vs. Western Michigan, 11/12/06; at Rutgers, 1/8/05.
 3FG attempts: 10, two times, Florida A&M, 12/30/06; at Wisconsin, 12/16/06.
 FT made: 7, two times- Marquette, 1/21/07; Rutgers, 1/18/06.
 FT attempts: 8, Marquette, 1/21/07.
 Rebounds: 7, vs. Wright State, 3/15/07.
 Off. Rebs.: 2, Howard, 11/20/04.
 Def. Rebs.: 6, vs. Wright State, 3/15/07.
 Assists: 8, Auburn, 12/4/05.
 Steals: 5, at St. John's, 1/18/05.
 Blocks: 1, two times.
 Minutes: 38, vs. Duke, 12/20/07.

CAREER NUMBERS

Double-Doubles:	0
Points-Rebounds:	0
Points-Assists:	0
20+ point games:	2
10+ point games:	39
10+ assist games:	0
10+ rebound games:	0
5+ rebound games:	4
5+ assist games:	10
30+ minute games:	25
40+ minute games:	0

2007-08 SEASON HIGHS

Points: 15, Boston U., 11/27.
 Rebounds: 5, Oklahoma State, 12/15.
 Assists: 5, Oklahoma State, 12/15.
 Steals: 3, Oklahoma State, 12/15.
 Blocks: 0.
 Minutes: 38, vs. Duke, 12/20.

RONALD RAMON'S CAREER STATISTICS

OVERALL STATISTICS

SEASON	TEAM	GP-GS	MIN	TOTAL		3-POINTERS		REBOUNDS			PF-FO	Δ	TO	BLK	ST	PTS-AVG								
				FG-FGA	PCT	FG-FGA	PCT	OFF-DEF	TOT-AVG															
2004-05	Pitt	28-4	732	62	171	43	128	24	31	.774	11	36	47	1.7	58	1	52	23	0	24	191	6.8		
2005-06	Pitt	33-29	822	81	175	463	49	118	.415	54	65	.831	7	39	46	1.4	60	0	73	34	1	22	265	8.0
2006-07	Pitt	37-0	884	97	209	464	74	164	.451	59	68	.868	6	60	66	1.8	73	0	81	58	3	20	327	8.8
2007-08	Pitt	12-12	323	26	76	.342	17	53	.321	14	18	.778	7	23	30	2.5	18	0	29	15	0	7	83	6.9
	Career	110-45	2761	266	631	.422	183	463	.395	151	182	.830	31	158	189	1.7	209	1	235	130	4	73	866	7.9

BIG EAST STATISTICS

SEASON	TEAM	GP-GS	MIN	TOTAL		3-POINTERS		REBOUNDS			PF-FO	Δ	TO	BLK	ST	PTS-AVG								
				FG-FGA	PCT	FG-FGA	PCT	OFF-DEF	TOT-AVG															
2004-05	Pitt	15-0	410	34	91	.374	23	66	.348	17	23	.739	4	24	28	1.9	33	0	30	14	0	16	108	7.2
2005-06	Pitt	16-16	425	47	91	.516	32	63	.508	26	33	.788	5	21	26	1.6	28	0	35	22	0	9	152	9.5
2006-07	Pitt	16-0	393	40	86	.465	30	67	.448	38	43	.884	2	24	26	1.6	28	0	30	16	1	7	148	9.3
	Career	47-16	1228	121	268	.451	85	129	.426	81	99	.818	13	69	82	1.7	61	0	89	52	0	32	408	8.7



5 • TYRELL BIGGS

FORWARD • 6-8 • 240 • JR • 2L • NANUET, N.Y./DON BOSCO PREP (N.J.)

2007-08

- Played in all 12 games with one start (Toledo).
- Grabbed five offensive rebounds and scored six points in 22 minutes at Dayton, 12/29.
- Grabbed four rebounds (all four offensive) in 16 minutes vs. Duke, 12/20.
- Played 20 minutes with four points and four rebounds at Washington, 12/8.
- Set career-highs for rebounds (11), offensive rebounds (five) and defensive rebounds (six)

- and scored six points in 24 minutes of first career start vs. Toledo, 12/1.
- Finished with a career-high two blocks, six points (3-3 FG) in 19 minutes vs. Boston U., 11/27.
- Scored a career-high 12 points (4-5 FG) with four rebounds in a career-high 26 minutes played vs. Buffalo, 11/23.
- Scored 10 points (5-8 FG) with four rebounds in 22 minutes vs. Mississippi Valley State, 11/15.
- Played 23 minutes, scored six points and pulled down five rebounds vs. North Carolina A&T, 11/10.

CAREER HIGHS

Points: 12, Buffalo, 11/23/07.
 FG made: 5, four times- Mississippi Valley State, 11/15/07; Florida State, 11/24/06; Massachusetts, 11/18/06; vs. Western Michigan, 11/12/06.
 FG attempts: 8, Mississippi Valley State, 11/15/07.
 3FG made: 1, four times.
 3FG attempts: 3, USEF, 1/7/07.
 FT made: 4, two times- Buffalo, 11/23/07; Louisville, 2/12/07.
 FT attempts: 6, Buffalo, 11/23/07.
 Rebounds: 11, Toledo, 12/1/07.
 Off. Rebs.: 5, two times- at Dayton, 12/29/07; Toledo, 12/1/07.
 Def. Rebs.: 6, Toledo, 12/1/07.
 Assists: 3, Houston Baptist, 11/9/07.
 Steals: 2, Florida State, 11/24/06.
 Blocks: 2, three times- Boston U., 11/27/07; Duquesne, 12/6/06; Wisconsin, 12/31/05.
 Minutes: 26, Buffalo, 11/23/07.

2007-08 SEASON HIGHS

Points: 12, Buffalo, 11/23.
 Rebounds: 11, Toledo, 12/1.
 Assists: 3, Houston Baptist, 11/9.
 Steals: 1, two times.
 Blocks: 2, Boston U., 11/27.
 Minutes: 26, Buffalo, 11/23.

TYRELL BIGGS' CAREER STATISTICS

OVERALL STATISTICS

SEASON	TEAM	GP-GS	MIN	TOTAL		3-POINTERS		FT-FTA		REBOUNDS				PF-FO	A	TO	BLK	ST	PTS-AVG					
				FG-FGA	PCT	FG-FGA	PCT	FT-FTA	PCT	OFF-DEF	TOT-AVG													
2005-06	Pitt	31-0	254	23	59	.390	0	0	.000	10	13	.769	15	20	35	1.1	29	0	4	13	8	3	56	1.8
2006-07	Pitt	37-0	415	49	98	.500	4	15	.267	18	28	.643	22	46	68	1.8	55	1	24	17	5	8	120	3.2
2007-08	Pitt	12-1	239	26	54	.481	0	5	.000	15	23	.652	29	23	52	4.3	29	0	10	12	3	4	67	5.6
	Career	80-1	908	98	211	.464	4	20	.200	43	65	.672	66	89	155	1.9	113	1	38	42	16	15	243	3.0

BIG EAST STATISTICS

SEASON	TEAM	GP-GS	MIN	TOTAL		3-POINTERS		FT-FTA		REBOUNDS				PF-FO	A	TO	BLK	ST	PTS-AVG					
				FG-FGA	PCT	FG-FGA	PCT	FT-FTA	PCT	OFF-DEF	TOT-AVG													
2005-06	Pitt	16-0	96	7	26	.269	0	0	.000	8	10	.800	8	10	18	1.1	12	0	2	4	1	0	22	1.4
2006-07	Pitt	16-0	139	16	34	.471	3	8	.375	8	14	.571	9	15	24	1.5	23	1	7	9	1	1	43	2.7
	Career	32-0	235	23	60	.383	3	8	.375	16	24	.667	17	25	42	1.3	35	1	9	13	2	1	65	2.0



2 • LEVANCE FIELDS

GUARD • 5-10 • 190 • JR • 2L • BROOKLYN, N.Y./XAVIERIAN

CAREER

- Started 49 consecutive games from Nov. 19, 2005-Dec. 29, 2007.

2007-08

- Preseason All-Big East honorable mention selection.
- Named Big East Player of the Week (Dec. 23) following his performance vs. Duke.
- Started 12 contests at point guard.
- Has stellar assist:turnover ratio of 2.83 (65 assists, 23 turnovers).
- Scored 13 points (4-10 FG) and hit 2-6 3-pointers in 22 minutes before injuring his foot with 15:45 left in the game at Dayton, 12/29.

- Hit game-winning fadeaway 3-pointer with 4.7 seconds in overtime, scored season-high 21 points (7-13 FG), hit 3-7 3-pointers and dished out four assists in 40 minutes vs. Duke, 12/20.
- Finished with 17 points (7-10 FG) with six assists in 33 minutes vs. Oklahoma State, 12/15.
- Scored a game-high 20 points (7-9 FG) with five rebounds in 36 minutes at Washington, 12/8.
- Scored 10 points with five rebounds and five assists in 35 minutes at Duquesne, 12/5.
- Finished with a career-high tying nine assists and five rebounds in 30 minutes vs. Toledo, 12/1.
- Scored 11 points (5-7 FG) with eight assists in 24 minutes vs. Boston U., 11/27.
- Scored 15 points (6-10 FG) with seven assists and five rebounds in 22 minutes vs. Buffalo, 11/23.
- Earned Hispanic College Fund Challenge All-Tournament honors after averaging 9.7 points, 3.7 rebounds, 5.7 assists and finishing with a 4.25 assist:turnover ratio.
- Scored 16 points on 7-10 FG shooting, dished out six assists and grabbed four rebounds vs. Saint Louis, 11/11.
- Finished with five assists and no turnovers vs. North Carolina A&T, 11/10.
- Finished with six assists and five rebounds in season opener vs. Houston Baptist, 11/9.

CAREER HIGHS

Points: 24, at Syracuse, 1/4/07.
 FG made: 9, at Syracuse, 1/4/07.
 FG attempts: 15, at Syracuse, 1/4/07.
 3FG Made: 6, at Cincinnati, 1/24/07.
 3FG attempts: 8, at Marquette, 3/3/07.
 FT made: 8, two times- Washington, 2/17/07; Notre Dame, 1/4/06.
 FT attempts: 14, Notre Dame, 1/4/06.
 Rebounds: 9, at Marquette, 3/3/07.
 Off. Rebs.: 3, two times- vs. Bradley, 3/19/06; Cincinnati, 2/12/06.
 Def. Rebs.: 8, at Auburn, 12/3/06.
 Assists: 9, three times- Toledo, 12/1/07; vs. Wright State, 3/15/07; vs. Western Michigan, 11/12/06.
 Blocks: 1, two times.
 Steals: 4, at Syracuse, 1/4/07.
 Minutes: 41, vs. Oklahoma State, 12/21/06.

CAREER NUMBERS

Double-Doubles:	0
Points-Rebounds:	0
Points-Assists:	0
20+ point games:	4
10+ point games:	36
10+ assist games:	0
10+ rebound games:	0
5+ rebound games:	16
5+ assist games:	30
30+ minute games:	31
40+ minute games:	2

2007-08 SEASON HIGHS

Points: 21, vs. Duke, 12/20.
 Rebounds: 5, four times- at Washington, 12/8; at Duquesne, 12/5; MSVU, 11/15; Houston Baptist, 11/9.
 Assists: 9, Toledo, 12/1.
 Steals: 3, Houston Baptist, 11/9.
 Blocks: 0.
 Minutes: 40, vs. Duke, 12/20.


LEVANCE FIELDS' CAREER STATISTICS

OVERALL STATISTICS

SEASON	TEAM	GP-GS	MIN	TOTAL			3-POINTERS			REBOUNDS				PF-FO	A	TO	BLK	ST	PTS-AVG					
				FG-FGA	PCT	PCT	FG-FGA	PCT	PCT	FT-FTA	PCT	OFF-DEF	TOT-AVG											
2005-06	Pitt	33-4	715	77	157	.490	32	74	.432	38	57	.667	15	53	68	21	27	0	73	37	1	26	224	6.8
2006-07	Pitt	37-37	1094	112	272	.412	52	146	.356	63	83	.759	19	115	134	3.6	49	2	169	70	1	39	339	9.2
2007-08	Pitt	12-12	346	52	116	.448	15	50	.300	24	34	.706	7	39	46	3.8	11	0	65	23	0	15	143	11.9
	Career	82-53	2155	241	545	.442	99	270	.367	125	174	.718	41	207	248	3.0	87	2	307	130	2	80	706	8.6

BIG EAST STATISTICS

SEASON	TEAM	GP-GS	MIN	TOTAL			3-POINTERS			REBOUNDS				PF-FO	A	TO	BLK	ST	PTS-AVG					
				FG-FGA	PCT	PCT	FG-FGA	PCT	PCT	FT-FTA	PCT	OFF-DEF	TOT-AVG											
2005-06	Pitt	16-0	331	33	72	.458	12	36	.333	18	28	.643	5	23	28	1.8	17	0	34	19	0	14	96	6.0
2006-07	Pitt	16-16	489	53	121	.438	26	69	.377	31	40	.775	10	48	58	3.6	27	2	65	31	1	17	163	10.2
	Career	32-0	820	86	193	.446	38	105	.362	49	68	.720	15	71	86	2.7	44	2	99	50	1	31	259	8.1



23 • SAM YOUNG

FORWARD • 6-6 • 215 • JR • 2L • CLINTON, MD./HARGRAVE MILITARY ACADEMY/FRIENDLY H.S.

CAREER

- Played in 82 career games with 17 starts.
- Reached double figure scoring in 20 of his last 23 games played.

2007-08

- Started all 12 contests at power forward.
- Has three double-doubles on year.
- Scored over 20 points in four games on season.
- Reached double figure scoring in all 12 games and double figure rebounding in three.
- Scored team-high 15 points (5-17 FG) with seven rebounds in 32 minutes at Dayton, 12/29.
- Hit several key shots down the stretch, scored 17 points (7-16 FG) with seven rebounds in a career-high 38 minutes vs. Duke, 12/20.
- Reached double figure scoring for the 10th time on the year with 15 points (6-6 FT) in 35 minutes vs. Oklahoma State, 12/15.
- Finished with 14 points in 28 minutes at Washington, 12/8.
- Finished with a game-high 23 points (7-14 FG) and 3-5 on 3-pointers including 16 in the second half and five rebounds in a career-high 36 minutes at Duquesne, 12/5.
- Registered third double-double of the year with 17 points (7-14 FG) and a career-high tying 12 rebounds in 30 minutes vs. Toledo, 12/1.
- Scored 14 points (5-8 FG) with four rebounds and two steals vs. Boston U., 11/27.
- Scored 20 points (8-11 FG) with eight rebounds and career-highs of four steals and three blocks vs. Buffalo, 11/23.
- Named the Big East Player of the Week (Nov. 19) after averaging 18.8 points, 9.8 rebounds and shooting 65.2 percent (30-46) from the floor.
- Led Pitt with his fourth career double-double (17 points, 6-9 FG) and a career-high tying 12 rebounds in only 23 minutes vs. Mississippi Valley State, 11/15.
- Earned Hispanic College Fund Challenge Tournament Most Valuable Player honors after he averaged 19.3 points, 9.0 rebounds, shot .649 (24-37) from the floor, and .556 (5-9) from 3-point range in the three contests.
- Scored 12 points and grabbed seven rebounds in a career-high 32 minutes vs. Saint Louis, 11/11.
- Finished with his third career double-double performance with a career-high 24 points and 11 rebounds and set or tied career-highs for points (24), field goals made (10), 3-pointers made (4) steals vs. North Carolina A&T, 11/10.
- Scored 22 points (10-15 FG) with nine rebounds in 22 minutes of season opener vs. Houston Baptist, 11/9.

CAREER HIGHS

Points: 24, North Carolina A&T, 11/10/07.
 FG made: 10, three times- North Carolina A&T, 11/10/07; Houston Baptist, 11/9/07; at West Virginia, 2/7/07.
 FG attempts: 17, at Dayton, 12/29/07.
 3FG Made: 4, North Carolina A&T, 11/10/07.
 3FG attempts: 6, North Carolina A&T, 11/10/07.
 FT made: 7 two times- vs. VCU, 3/17/07; vs. Marquette, 3/8/07.
 FT attempts: 12, vs. VCU, 3/17/07.
 Rebounds: 12, three times- Toledo, 12/1/07; Mississippi Valley State, 11/15/07; vs. Notre Dame, 1/4/06.
 Off. Rebs.: 6, at South Carolina, 12/28/05.
 Def. Rebs.: 9, vs. Notre Dame, 1/4/06.
 Assists: 3, two times- vs. Oklahoma State, 12/21/06; Northeastern, 11/18/06.
 Steals: 4, two times- Buffalo, 11/23/07; North Carolina A&T, 11/10/07.
 Blocks: 3, Buffalo, 11/23/07.
 Minutes: 38, vs. Duke, 12/20/07.

CAREER NUMBERS

Double-Doubles:	5
Points-Rebounds:	5
Points-Assists:	0
20+ point games:	5
10+ point games:	40
10+ assist games:	0
10+ rebound games:	5
5+ rebound games:	33
5+ assist games:	0
30+ minute games:	10
40+ minute games:	0

2007-08 SEASON HIGHS

Points: 24, NCAT, 11/10.
 Rebounds: 12, Toledo, 12/1; MSVU, 11/15.
 Assists: 2, Buffalo, 11/23.
 Steals: 4, two times- Buffalo, 11/23; NCAT, 11/10.
 Blocks: 3, Buffalo, 11/23.
 Minutes: 38, vs. Duke, 12/20.

SAM YOUNG'S CAREER STATISTICS

OVERALL STATISTICS

SEASON	TEAM	GP-GS	MIN	TOTAL			3-POINTERS			REBOUNDS				PE-FO	Δ	TO	BLK	ST	PTS-AVG					
				FG-FGA	PCT	PCT	FG-FGA	PCT	PCT	FT-FTA	PCT	OFF-DEF	TOT-AVG											
2005-06	Pitt	33-3	672	98	188	.521	4	21	.190	61	88	.693	59	85	144	44	45	0	28	50	20	22	261	7.9
2006-07	Pitt	37-2	637	103	225	.458	13	42	.310	46	77	.597	47	64	111	30	60	1	25	42	17	21	265	7.2
2007-08	Pitt	12-12	356	78	147	.531	14	30	.467	40	50	.800	28	60	88	7.3	23	0	7	29	10	15	210	17.5
	Career	82-17	1665	279	560	.498	31	93	.333	147	215	.684	134	209	343	4.2	128	1	60	121	47	58	736	9.0

BIG EAST STATISTICS

SEASON	TEAM	GP-GS	MIN	TOTAL			3-POINTERS			REBOUNDS				PE-FO	Δ	TO	BLK	ST	PTS-AVG					
				FG-FGA	PCT	PCT	FG-FGA	PCT	PCT	FT-FTA	PCT	OFF-DEF	TOT-AVG											
2005-06	Pitt	16-0	322	43	91	.473	1	10	.100	36	54	.667	30	45	75	4.7	15	0	10	21	9	6	123	7.7
2006-07	Pitt	16-2	282	41	95	.432	7	18	.389	12	21	.571	21	29	50	3.1	23	0	9	20	7	9	101	6.3
	Career	32-2	604	84	186	.452	8	28	.286	48	75	.640	51	74	125	3.9	38	0	19	41	16	15	224	7.0



50 • CASSIN DIGGS

CENTER • 6-10 • 270 • JR • TR • WILLIAMSPORT, PA./CLOUD COUNTY C.C./BRIDGTON ACADEMY (MASS.)

2007-08

- Played in eight games on season.
- Grabbed four rebounds (all offensive) in seven minutes vs. Boston U., 11/27.
- Finished with four points (2-2 FG) and three rebounds in 12

minutes vs. Mississippi Valley State, 11/15.

- Scored six points (3-3 FG) with four rebounds in nine minutes off the bench vs. North Carolina A&T, 11/10.
- Scored four points (2-3 FG) with four rebounds in 17 minutes in career debut vs. Houston Baptist, 11/9.

CAREER HIGHS

Points: 6, North Carolina A&T, 11/10/07.
 FG made: 3, North Carolina A&T, 11/10/07.
 FG attempts: 3, North Carolina A&T, 11/10/07.
 3FG Made: 0.
 3FG attempts: 0.
 FT made: 0.
 FT attempts: 2, Saint Louis, 11/11/07.
 Rebounds: 4, three times- Boston, U, 11/27/07; North Carolina A&T, 11/10/07; Houston Baptist, 11/9/07.
 Off. Rebs.: 4, Boston U., 11/27/07.
 Def. Rebs.: 1 two times.
 Assists: 1, Houston Baptist, 11/9/07.
 Steals: 0.
 Blocks: 1, two times.
 Minutes: 17, Houston Baptist, 11/9/07.



22 • BRAD WANAMAKER

GUARD • 6-4 • 200 • FR • HS • PHILADELPHIA, PA./ROMAN CATHOLIC H.S.


2007-08

- Played in nine games off the bench at guard.
- Played 15 minutes off the bench at Dayton, 12/29.
- Finished with six points (3-5 FG) in eight minutes vs. Toledo, 12/1.
- Scored seven points (3-5 FG) with four assists in 17 minutes vs. Mississippi Valley State, 11/15.

- Finished with four points, three assists in 12 minutes vs. North Carolina A&T, 11/10.
- Dished out eight assists, scored four points and grabbed four rebounds in 19 minutes of career debut vs. Houston Baptist, 11/9. The eight assists rank as the second highest total in a freshman debut game since Sean Miller dished out 10 assists on Nov. 28, 1987.

CAREER HIGHS

Points: 7, Mississippi Valley State, 11/15/07.
 FG made: 3, two times- Toledo, 12/1/07; Mississippi Valley State, 11/15/07.
 FG attempts: 6, Houston Baptist, 11/9.
 3FG Made: 1, MSVU, 11/15/07.
 3FG attempts: 2, three times..
 FT made: 2, Houston Baptist, 11/9/07.
 FT attempts: 3, Houston Baptist, 11/9/07.
 Rebounds: 4, Houston Baptist, 11/9/07.
 Off. Rebs.: 1, two times.
 Def. Rebs.: 3, Houston Baptist, 11/9/07.
 Assists: 8, Houston Baptist, 11/9/07.
 Steals: 2, two times- Buffalo, 11/23/07; North Carolina A&T, 11/10/07.
 Blocks: 0.
 Minutes: 19, Houston Baptist, 11/9/07.




52 • GARY MCGHEE

CENTER • 6-10 • 255 • FR • HS • ANDERSON, IND./HIGHLAND SENIOR H.S.

2007-08

- Played in four games and 20 minutes on season.
- Scored first career field goal wit three rebounds in four minutes vs. Boston U., 11/27.
- Grabbed three rebounds in nine minutes vs. Mississippi Valley State, 11/15.
- Saw action in four minutes with one offensive rebound in career debut vs. North Carolina A&T, 11/10.



40 • MAURICE POLEN


FORWARD • 6-5 • 245 • JR* • IL • PHILADELPHIA, PA./WEST PHILADELPHIA H.S.

CAREER

- Walk-on who has seen action in 15 career games.
- Senior academically.

2007-08

- Has seen action in four games.
- Saw action in two minutes with two rebounds vs. Buffalo, 11/23.
- Played two minutes vs. Mississippi Valley State, 11/15.
- Played two minutes vs. Houston Baptist, 11/9.



0 • AUSTIN WALLACE

CENTER • 6-9 • 230 • FR • RS • BRONX, N.Y./LASALLE ACADEMY

CAREER

- Redshirted the 2006-07 season.

2007-08

- Out for the season. Underwent surgery to repair a fractured patella (left kneecap) on Dec. 14, 2007.
- Saw action in four games.
- Played four minutes vs. Buffalo, 11/23.
- Scored two points in four minutes vs. Mississippi Valley State, 11/15.
- Grabbed two rebounds, made a steal in three minutes of career debut vs. Houston Baptist, 11/9.



24 • TIM FRYE

GUARD • 6-4 • 190 • FR • HS • MARS, PA./MARS H.S.

2007-08

- Walk-on who has played in four games on season.
- Saw action vs. Boston U., Buffalo, Mississippi Valley State, Houston Baptist.
- Hit first career field goal (3-pointer) vs. Houston Baptist, 11/9.

No. 22 PITT 103, HOUSTON BAPTIST 62

November 9, 2007 • Petersen Events Center • Pittsburgh, Pa.

Pitt jumped out to a 13-0 lead from the opening tip to register its first win in the Hispanic College Fund Challenge and 11th consecutive win on opening day...Pitt's 59 rebounds set a school record...DeJuan Blair made his first career start and became the first Pitt freshman to start on opening day since Ronald Ramon on Nov. 11, 2004...Blair's double-double represents the first double-double in a debut game since Sean Miller accomplished the feat on Nov. 28, 1987...His 20 points and 14 rebounds both ranked second among Pitt freshman debut totals: Ricardo Greer (21 points in 1997) and Sam Cancy (16 rebounds in 1977) remain the records...Keith Benjamin's 16 points tied a career-high...Pitt set or tied several Petersen Events Center records: points (103), field goals made (42), field goal attempts (92), 3-point attempts (34), assists (31), steals (16)...Pitt is 67-33 in season openers.

HOUSTON BAPTIST 62 (1-2)

Player	tot-fg		3-pt		rebounds					pf	tp	a	to	blk	s	min
	fg	fga	fg	fga	of	dc	tot									
JUDGE, Demetrus-f	1	2	0	0	1	2	3	1	2	0	3	0	0	2	1	23
PATEL, Timur-f	4	8	0	0	1	2	3	2	9	0	5	2	0	24	14	
MORRIS, Sean-g	2	9	1	4	3	2	7	9	1	8	3	1	0	24	24	
SAULS, Baron-g	5	12	1	3	2	2	2	0	13	5	4	0	2	31	31	
PUZYK, Andrew-g	3	10	1	5	1	1	0	1	8	1	1	0	0	21	21	
ATANG, Joe	0	1	0	0	0	0	0	1	0	1	0	0	0	4	4	
HINNEKAMP, Fred	0	1	0	0	4	0	0	0	1	4	0	0	0	8	8	
SANDERS, Jimmy	0	1	0	1	0	1	0	2	1	0	0	0	0	1	8	
HAVARD, Jeremy	2	4	0	1	0	0	1	1	4	4	0	3	0	0	13	
AMEND, Kevin	3	4	2	2	0	0	1	1	1	8	0	3	0	0	17	
SDMON, Ricky	1	4	1	3	0	0	1	1	3	3	1	1	0	15	15	
POJAH, Jeremiah	0	2	0	0	0	0	1	1	0	0	0	0	0	6	6	
DILLON, Andy	1	3	0	1	1	1	1	2	0	3	1	1	0	0	8	
TEAM					2	4	6									
Totals.....	22	61	6	20	12	14	8	24	32	16	62	12	22	3	5	200

Percentages: FG%: 36.1%; 3FG%: 30.0%; FT%: 85.7%.

PITT (1-0)

Player	tot-fg		3-pt		rebounds					pf	tp	a	to	blk	s	min
	fg	fga	fg	fga	of	dc	tot									
YOUNG, Sam-f	10	15	0	0	2	2	4	6	0	22	1	2	0	1	22	22
COOK, Mike-f	5	12	1	3	2	2	4	6	0	13	2	1	0	3	20	20
BLAIR, DeJuan-f	9	11	0	0	2	2	10	4	14	1	20	2	1	1	19	19
FIELDS, LeVance-g	2	9	2	8	0	0	5	5	1	6	6	2	0	3	20	20
RAMON, Ronald-g	3	11	2	8	0	0	1	1	2	2	8	4	1	0	17	17
WALLACE, Austin	0	2	0	0	0	0	2	0	2	1	0	0	0	1	3	3
BENJAMIN, Keith	6	11	4	8	0	0	1	4	5	1	16	2	3	0	1	21
BIGGS, Tyrell	2	5	0	0	1	3	2	1	3	3	5	3	0	0	1	18
BROWN, Gilbert	1	6	0	4	0	0	2	2	4	2	2	0	1	1	20	20
WANAMAKER, Brad	1	6	0	2	2	3	1	3	4	2	4	8	2	0	1	19
FRYE, Tim	1	1	1	1	0	0	0	0	0	0	3	0	0	0	2	2
POLEN, Maurice	0	0	0	0	0	0	0	0	0	0	0	0	0	0	2	2
DIGGS, Cassin	2	3	0	0	0	0	3	1	4	3	4	1	1	1	0	17
TEAM					0	1										
Totals.....	42	92	10	34	9	12	27	32	59	16	103	31	13	3	16	200

Percentages: FG%: 45.7%; 3FG%: 29.4%; FT%: 75.0%.

Officials: Pat Driscoll (R), Jeff Clark, Michael Stephens; Technical fouls: None. Attendance: 9072

Score by Periods

Score by Periods	1st	2nd	Total
Houston Baptist	21	41	62
Pitt	48	55	103

3

No. 22 PITT 69, SAINT LOUIS 58

November 11, 2007 • Petersen Events Center • Pittsburgh, Pa.

Pitt captured the Hispanic College Fund Challenge title...Pitt led for the full 40 minutes with its largest lead of 15 points (59-44) with 4:50 to go...An 8-0 run midway through the second half keyed by a Gilbert Brown 3-pointer and two DeJuan Blair jumpers...Sam Young was named Tournament MVP while DeJuan Blair and LeVance Fields earned all-tournament honors...Pitt began a season at 3-0 for the 10th consecutive year...Pitt won its 22nd consecutive home game against a non-conference opponent and improved to 50-1 vs. non-conference opponents at the Petersen Events Center.

SAINT LOUIS 58 (2-1)

Player	tot-fg		3-pt		rebounds					pf	tp	a	to	blk	s	min
	fg	fga	fg	fga	of	dc	tot									
EBERHARDT, Barry-f	6	8	0	1	0	0	1	2	3	2	12	0	4	0	1	31
MEYER, Luke-f	3	8	2	4	2	2	0	4	4	4	10	2	1	0	0	32
HUSAK, Bryce-c	1	3	0	0	0	0	0	3	3	2	2	1	1	0	0	20
LISCH, Kevin-g	5	11	2	5	1	1	2	3	5	3	13	4	2	0	0	38
LIDDELL, Tommie-g	3	9	0	2	1	1	0	5	5	1	7	4	4	1	0	36
POLK, Dwayne	2	3	0	0	0	0	0	1	1	2	4	2	0	0	1	24
ECKERLE, Paul	3	4	2	3	0	0	0	1	1	1	8	2	1	0	0	12
RELPHORDE, Marcus	1	2	0	0	0	0	0	0	0	1	2	0	0	0	1	6
KNOLLMEYER, Adam	0	0	0	0	0	0	0	0	0	1	0	0	0	0	1	6
TEAM					1	2										
Totals.....	24	48	6	15	4	4	4	20	24	17	58	15	14	1	3	200

Percentages: FG%: 50.0%; 3FG%: 40.0%; FT%: 100%.

PITT 69 (3-0)

Player	tot-fg		3-pt		rebounds					pf	tp	a	to	blk	s	min
	fg	fga	fg	fga	of	dc	tot									
YOUNG, Sam-f	4	8	1	3	3	7	0	7	7	2	12	0	1	2	1	32
COOK, Mike-f	2	6	0	1	2	2	0	2	2	2	6	2	1	0	0	25
BLAIR, DeJuan-c	8	15	0	0	0	0	5	3	8	1	16	0	3	0	3	30
FIELDS, LeVance-g	7	10	1	1	1	3	0	4	4	1	16	6	2	0	1	34
RAMON, Ronald-g	2	3	0	1	2	2	1	0	1	2	6	3	0	0	0	27
BENJAMIN, Keith	2	3	0	1	0	0	0	0	0	0	0	0	1	0	0	16
BIGGS, Tyrell	2	6	0	0	1	2	3	1	4	0	5	0	0	0	0	17
BROWN, Gilbert	2	3	2	2	0	0	0	0	0	1	6	0	0	0	1	15
WANAMAKER, Brad	1	1	0	0	0	0	1	0	1	0	2	0	0	0	1	3
DIGGS, Cassin	0	1	0	0	0	2	1	0	1	0	0	0	0	0	0	1
TEAM					2	3	5									
Totals.....	28	55	4	9	9	18	13	20	33	9	69	11	8	2	7	200

Percentages: FG%: 50.9%; 3FG%: 44.4%; FT%: 50.0%.

Officials: Mike Kits (R), Wally Rutecki, John Cahill; Technical fouls: None. Attendance: 8231

Score by Periods

Score by Periods	1st	2nd	Total
Saint Louis	27	37	64
Pitt	27	42	69

2

No. 22 PITT 88, NORTH CAROLINA A&T 61

November 10, 2007 • Petersen Events Center • Pittsburgh, Pa.

Sam Young set or tied career-highs for points (24), field goals made (10), 3-point field goals made (4) and steals (4) in leading Pitt to its second win in the Hispanic College Fund Challenge...Young sparked the Panthers in the first half, scoring 17 of his 24 points on 7-9 shooting and 3-4 3-point shooting...Pitt went on a 16-0 run to grab a 34-17 lead with 4:23 to go in the first half...Pitt won its 21st consecutive home game against a non-conference opponent and improved to 49-1 vs. non-conference opponents at the Petersen Events Center...Pitt improved to 17-0 all-time vs. MEAC schools and 3-0 vs. North Carolina A&T...Jamie Dixon improved to 20-0 in November games.

NORTH CAROLINA A&T 61 (0-2)

Player	tot-fg		3-pt		rebounds					pf	tp	a	to	blk	s	min
	fg	fga	fg	fga	of	dc	tot									
WILLS, Jason-f	4	8	0	0	0	1	4	2	6	1	8	2	1	0	1	23
JONES, Ed-f	3	8	1	2	2	3	2	1	3	1	9	2	1	0	1	23
PORTER, James-c	1	2	0	0	0	0	0	0	0	0	2	2	0	0	0	14
ERWIN, Austin-g	0	3	0	3	0	0	0	0	0	0	0	0	1	1	0	17
FERNANDEZ, Angelo-g	1	1	0	0	0	0	0	2	2	0	2	2	0	3	13	
RUSH, Steven	2	6	1	4	8	8	0	1	1	1	13	0	2	0	0	19
NELSON, Glenn	0	8	0	4	0	0	0	3	3	2	0	2	4	0	2	21
CHAPLIN, Trhern	1	4	0	2	1	2	0	3	3	3	3	0	1	0	1	14
ALSTON, Tavarus	1	2	1	1	0	0	0	0	0	0	3	0	0	0	0	3
GREGG, Patrick	2	2	0	0	1	1	1	0	1	0	1	0	5	0	1	8
SHEPHERD, Kam	1	1	0	0	0	0	1	0	1	0	1	0	2	0	0	4
COLEMAN, Thomas	1	1	0	0	1	2	1	3	4	1	3	1	2	0	0	17
WILSON, Nicholas	3	6	1	3	0	0	1	0	1	2	7	1	1	0	0	14
JOHNSON, Robert	2	2	0	0	0	0	0	1	1	0	4	0	1	0	0	10
TEAM					1	2										
Totals.....	22	54	4	19	13	17	11	17	28	13	61	11	18	1	8	200

Percentages: FG%: 40.7%; 3FG%: 21.1%; FT%: 76.5%.</

5

No. 17 PITT 92, BUFFALO 45

November 23, 2007 • Petersen Events Center • Pittsburgh, Pa.

Trailing 4-0, Pitt scored 22 consecutive points to take command of the game...Pitt led by as many as 51 points late in the second half...Pitt improved to 8-1 all-time vs. Buffalo...Pitt's 16 steals tied a Petersen Events Center and Jamie Dixon Era record...Pitt improved to 5-0 for the eighth straight year...The 47-point win was the largest in Petersen Events Center history and tied for the ninth largest victory in school history...Keith Benjamin (17 points) and Tyrell Biggs (12 points) both registered career-highs for scoring.

BUFFALO 45 (2-3)

Player	tot-fg		3-pt		rebounds					tp	a	to	blk	s	min	
	fg	fga	fg	fga	of	dc	tot	pf								
GAMBLE, Greg-f	0	3	0	0	1	0	1	1	0	4	2	0	1	1	19	
BOUDREAU, Max-f	4	5	0	0	1	2	0	1	2	9	2	0	0	1	14	
FEDOTOV, Vadim-c	6	12	0	0	1	2	2	4	3	13	1	2	0	0	31	
ROBINSON, Andy-g	0	1	0	1	0	0	0	0	1	0	0	3	0	1	10	
PIERCE, Rodney-g	1	5	1	4	0	0	0	3	3	0	3	1	0	0	19	
MULKEY, Byron	2	2	0	0	0	0	0	2	4	1	3	0	0	11		
SMILEY, Sean	2	11	2	8	0	0	1	2	3	2	6	0	2	2	17	
BOYER, John	0	1	0	1	0	0	0	2	4	0	2	2	0	1	13	
BETTS, Calvin	2	6	1	5	0	0	0	6	6	2	5	1	7	0	32	
ALSTON, Jawaan	1	4	0	0	1	2	0	1	1	3	3	0	1	0	13	
LALEYE, Adekambi	0	4	0	0	0	1	1	2	1	0	1	3	1	0	13	
ADDISON, Brian	1	2	0	0	0	0	2	1	3	0	2	0	0	0	8	
TEAM						3	0	3								
Totals.....	19	56	4	19	3	6	10	19	29	21	45	13	25	1	6	200

Percentages: FG%: 33.9%; 3FG%: 21.1%; FT%: 50.0%.

PITT 92 (5-0)

Player	tot-fg		3-pt		rebounds					tp	a	to	blk	s	min	
	fg	fga	fg	fga	of	dc	tot	pf								
YOUNG, Sam-f	8	11	1	2	3	3	2	6	8	0	20	2	1	3	4	23
COOK, Mike-f	4	10	0	2	0	1	2	3	5	1	8	2	1	0	1	18
BLAIR, DeJuan-c	1	4	0	0	2	2	1	4	5	3	4	1	3	0	2	16
FIELDS, Levanec-g	6	10	1	3	2	2	1	4	5	0	15	7	0	0	2	22
RAMON, Ronald-g	1	7	1	6	0	0	0	2	2	0	3	0	1	0	0	20
WALLACE, Austin	0	0	0	0	0	0	1	0	1	0	0	0	1	0	0	4
BENJAMIN, Keith	6	8	3	4	2	2	0	1	1	2	17	1	1	0	3	19
BIGGS, Tyrell	4	5	0	1	4	6	3	1	4	1	12	1	1	1	1	26
BROWN, Gilbert	3	6	0	2	4	4	3	0	3	1	10	4	1	0	1	20
WANAMAKER, Brad	1	2	0	1	1	2	0	1	1	2	3	3	3	0	2	18
FRYE, Tim	0	1	0	0	0	0	0	0	0	0	0	0	0	0	2	
POLEN, Maurice	0	1	0	0	0	0	0	2	2	0	0	0	0	0	2	
DIGGS, Cassin	0	1	0	0	0	0	1	0	1	3	0	0	0	0	7	
McGHEE, Gary	0	1	0	0	0	0	0	0	0	0	0	1	0	0	3	
TEAM								3	4							
Totals.....	34	67	6	22	18	22	15	27	42	13	92	21	14	4	16	200

Percentages: FG%: 50.7%; 3FG%: 27.3%; FT%: 81.8%.

Officials: Doug Simons (R), Ed Corbett, Earl Walton; Technical fouls: None; Attendance: 10596.

Score by Periods	1st	2nd	Total
Buffalo	21	24	45
Pitt	49	43	92

7

No. 14 PITT 78, TOLEDO 52

December 1, 2007 • Petersen Events Center • Pittsburgh, Pa.

In the early-going, Pitt trailed by its largest deficit of the season, 12-4, as Toledo hit four consecutive 3-pointers...Pitt scored the final six points of the first half to take a 34-28 halftime lead...The Panthers opened the second half on a 19-6 run to take control of the contest...Pitt outscored Toledo 55-29 following a 23-23 tie with 5:55 minutes left in the first half...Sam Young and DeJuan Blair both registered double-doubles...The last time two Pitt players finished with double-doubles was on March 9, 2006 vs. West Virginia (Young and Gray)...Tyrell Biggs made his first career start and finished with a career-high 11 rebounds...Pitt won its ninth consecutive home game...With the win, Pitt is 7-0 for the sixth consecutive season.

TOLEDO 52 (1-6)

Player	tot-fg		3-pt		rebounds					tp	a	to	blk	s	min	
	fg	fga	fg	fga	of	dc	tot	pf								
AMOS, Jonathan-f	2	10	0	2	4	6	4	4	8	2	8	1	3	1	2	31
YOUNG, Jerrah-f	2	5	0	0	1	2	1	3	4	2	5	0	3	1	1	31
BINGHAM, Corey-g	2	4	2	3	0	0	0	2	2	1	6	0	0	1	0	31
JOHNSON, Ridley-g	2	11	1	9	0	0	0	2	2	2	5	2	0	0	0	26
KENT, Tyrone-g	8	17	4	12	2	2	0	6	6	3	22	5	5	0	0	36
ANYIJONG, Justin	1	2	0	0	0	0	1	0	1	0	2	0	1	0	0	13
CLAYTON, Cory	0	0	0	0	0	0	0	0	0	0	0	0	0	0	2	
LO, Mohammed	2	5	0	1	0	0	1	2	3	4	4	0	0	0	0	14
BYRD, Anthony	0	1	0	0	0	0	0	0	0	0	2	0	0	0	0	16
TEAM								2	0							
Totals.....	19	55	7	27	7	10	9	19	28	16	52	8	12	3	3	200

Percentages: FG%: 34.5%; 3FG%: 25.9%; FT%: 70.0%.

PITT 78 (7-0)

Player	tot-fg		3-pt		rebounds					tp	a	to	blk	s	min	
	fg	fga	fg	fga	of	dc	tot	pf								
YOUNG, Sam-f	7	14	1	2	2	2	5	7	12	3	17	1	4	0	0	30
COOK, Mike-f	5	9	1	2	3	3	0	1	1	2	14	3	0	1	0	25
BIGGS, Tyrell-c	3	7	0	0	0	0	5	6	11	3	6	1	1	0	0	24
FIELDS, Levanec-g	1	10	0	4	3	4	2	3	5	0	5	9	1	0	1	30
RAMON, Ronald-g	2	5	1	3	0	0	1	2	3	1	5	3	1	0	0	23
BENJAMIN, Keith	2	8	2	4	0	0	0	1	1	1	6	1	0	0	0	19
BROWN, Gilbert	3	5	0	1	0	0	2	2	4	1	6	1	0	0	1	15
WANAMAKER, Brad	3	5	0	0	0	0	0	0	0	0	6	0	0	0	0	8
BLAIR, DeJuan	4	7	0	0	3	5	6	5	11	1	11	2	0	2	3	23
DIGGS, Cassin	1	2	0	0	0	0	1	0	1	0	2	0	0	0	0	3
TEAM								1	2							
Totals.....	31	72	5	16	11	14	23	28	51	12	78	21	7	3	5	200

Percentages: FG%: 43.1%; 3FG%: 31.3%; FT%: 78.6%.

Officials: Ed Corbett (R), Chris Beaver, Glenn Mayborg; Technical fouls: None; Attendance: 9660.

Score by Periods	1st	2nd	Total
Toledo	28	24	52
Pitt	34	44	78

6

No. 14 PITT 80, BOSTON U. 53

November 27, 2007 • Petersen Events Center • Pittsburgh, Pa.

Pitt used a 9-0 run to take a commanding 19-4 lead with 9:46 to play in the first half...The run occurred despite Pitt's eight turnovers over the game's first 10 minutes...Ronald Ramon tied a career-high with a 5-5 3-point performance...Sam Young reached double figure scoring for the sixth time on the year...Pitt won by more than 23 points for the fifth time in the season's first six games...Pitt led 42-19 at halftime...Boston U. went on a 14-2 run midway through the second half but it was not enough...Pitt improved to 6-0 all-time vs. America East teams...Pitt topped the one million mark for attendance in the Petersen Events Center.

BOSTON U. 53 (1-5)

Player	tot-fg		3-pt		rebounds					tp	a	to	blk	s	min	
	fg	fga	fg	fga	of	dc	tot	pf								
KONATE, Ibrahim-f	0	1	0	0	1	0	1	0	0	0	0	0	1	2	0	13
BRITTAIN, Scott-f	2	4	0	0	4	8	3	3	6	4	8	1	2	1	1	32
WOLFE, Matt-g	1	12	0	4	0	0	3	2	5	2	2	0	4	0	0	31
STRONG, Carlos-g	7	20	6	14	4	4	2	3	5	1	24	0	4	1	1	36
JOHNSON, Marques-g	1	3	0	1	2	3	1	2	3	0	4	4	5	0	0	32
SIRUTIS, Valdas	0	1	0	1	1	2	2	1	3	3	1	2	1	0	0	13
HOLLAND, John	6	11	2	4	0	0	2	2	4	1	14	1	2	0	0	25
GOTZLER, Max	0	2	0	0	0	0	2	0	2	3	0	0	0	0	1	18
TEAM								2	1							
Totals.....	17	54	8	24	11	17	18	14	32	14	53	8	20	4	4	200

Percentages: FG%: 31.5%; 3FG%: 33.3%; FT%: 64.7%.

PITT 80 (6-0)

Player	tot-fg		3-pt		rebounds					tp	a	to	blk	s	min	
	fg	fga	fg	fga	of	dc	tot	pf								
YOUNG, Sam-f	5	8	1	1	3	5	1	3	4	14	0	4	0	0	2	27
COOK, Mike-f	3	8	1	4	4	4	1	1	2	0	11	6	2	0	0	24
BLAIR, DeJuan-c	2	4	0	0	5	6	3	3	6	0	9	0	0	3	3	22
FIELDS, Levanec-g	5	7	1	3	0	0	2	1	2	2	11	8	1	0	2	24
RAMON, Ronald-g	5	6	5	5	0	0	2	1	3	2	15	1	0	0	2	22
WALLACE, Austin	0	0	0	0	0											

9

No. 12 PITT 75, WASHINGTON 74

December 8, 2007 • Bank of America Arena • Seattle, Wash.

The game was decided by television's instant replay after Washington's Justin Dentmon drove the length of the floor, weaved through the Pitt defense and seemingly converted a layup in 4.7 seconds. Both teams gathered around the scorer's table as the officials took two minutes to decide a ruling on the play...Officials ruled that the shot was taken after the buzzer sounded to give Pitt a thrilling 75-74 road win...Trailing 75-74 with five seconds to go, UW gained possession after a ruled jump ball following a missed free throw by Pitt...Pitt took its first lead (47-44) when Ronald Ramon hit a 3-pointer with 16:02 left...Pitt extended its lead to nine points (65-56) on a DeJuan Blair layup and Mike Cook 3-pointer...Pitt held a six-point lead with 2:10 to go but UW hit two 3-pointers to pull within two points (73-71) with 41 seconds...After Pitt's LeVance Fields hit two free throws, UW's Ryan Appleby followed with a 3-pointer to cut Pitt's lead to one point with eight seconds...In his first appearance of the year, Appleby kept the Huskies in the game with four first half 3-pointers.

PITT 75 (9-0)

Player	tot-fg		3-pt			rebounds					pf	tp	a	to	blk	s	min
	fg	fga	fg	fga	ft	fta	of	dc	tot								
YOUNG, Sam-f	5	11	1	3	3	4	1	2	3	3	14	0	2	0	0	28	
COOK, Mike-f	4	8	1	2	5	6	1	0	1	3	14	6	2	0	0	28	
BLAIR, DeJuan-c	7	13	0	0	2	4	3	11	14	2	16	0	1	2	3	31	
FIELDS, LeVance-g	7	9	2	2	4	6	1	4	5	2	20	3	2	0	0	36	
RAMON, Ronald-g	1	4	1	3	0	0	0	2	2	0	3	2	1	0	1	31	
BENJAMIN, Keith	1	5	0	0	0	0	2	0	2	1	2	0	0	0	0	14	
BIGGS, Tyrell	2	4	0	0	0	0	1	3	4	3	4	0	0	0	0	20	
BROWN, Gilbert	1	2	0	1	0	0	0	0	0	2	2	1	1	0	0	12	
TEAM							3	1	4								
Totals.....	28	56	5	11	14	20	12	23	35	16	75	12	9	2	4	200	

Percentages: FG%: 50.0%; 3FG%: 45.5%; FT%: 70.0%.

WASHINGTON 74 (4-4)

Player	tot-fg		3-pt			rebounds					pf	tp	a	to	blk	s	min
	fg	fga	fg	fga	ft	fta	of	dc	tot								
WOLFINGER, Joe-f	2	4	0	0	0	0	1	2	3	1	5	0	0	0	0	5	
BROCKMAN, Jon-f	8	18	0	0	1	3	7	5	12	2	17	3	1	0	0	35	
SMITH, Joel-g	0	2	0	0	2	0	0	1	1	1	0	3	2	0	0	22	
OVERTON, Venoy-g	0	1	0	1	0	0	0	0	0	1	0	3	0	0	0	13	
MORRIS, Tim-g	5	7	1	2	0	0	1	3	4	2	11	1	0	0	0	31	
DENTMON, Justin	2	6	1	3	4	6	1	2	3	1	9	2	1	0	0	24	
BRYAN-AMANNING, Matt	0	0	0	0	0	0	0	0	0	0	0	0	0	0	0	4	
APPLEBY, Ryan	6	13	6	12	0	0	0	1	1	2	18	2	0	1	0	25	
WALLACE, Artem	3	4	0	0	0	1	2	1	3	1	6	0	0	0	0	16	
PONDEXTER, Quincy	3	8	2	2	0	0	2	3	5	2	8	4	4	1	1	25	
TEAM							0	2	2								
Totals.....	29	63	11	24	5	10	14	20	34	13	74	18	8	2	2	200	

Percentages: FG%: 46.0%; 3FG%: 45.8%; FT%: 50.0%.

Officials: Dick Cartmell, Dave Libbey, Mark Reischling; Technical fouls: None; Attendance: 9229.

Score by Periods	1st	2nd	Total
Pitt	34	41	75
Washington	37	37	74

11

No. 11 PITT 65, No. 6 DUKE 64

December 20, 2007 • Madison Square Garden • New York, N.Y.

In a battle of two undefeated, nationally ranked teams, Pitt and Duke provided a sellout crowd and national television audience one of college basketball's most thrilling games of the year...Trailing 64-62 in overtime, LeVance Fields hit a fadeaway game-winning 3-pointer with 4.7 seconds left to lift Pitt to victory...Duke held a 12-point halftime lead (34-22), taking advantage of 13 first half turnovers and 36 percent shooting from the floor...The Panthers trailed by as many as 16 points late in the first half...Trailing 43-33 with 12:47 left in regulation, Pitt used a 12-0 run to take its first lead (49-48) on a Sam Young free throw with 5:27 to go...Kyle Singler hit a 3-pointer to tie the game at 56-56 with 1:34 left, Young answered with a field goal to give Pitt a 58-56 lead...Gerald Henderson sent the game into overtime with a basket...Mike Cook suffered a knee injury early in the overtime period which sidelined him for the rest of the season...DeJuan Blair totaled his fifth double-double and grabbed a career-high 20 rebounds...The 20 rebounds were the most by a freshman since Mel Bennett had 21 in 1975.

PITT 65 (11-0)

Player	tot-fg		3-pt			rebounds					pf	tp	a	to	blk	s	min
	fg	fga	fg	fga	ft	fta	of	dc	tot								
YOUNG, Sam-f	7	16	0	3	3	3	1	6	7	2	17	1	4	0	2	38	
COOK, Mike-f	1	6	0	1	0	0	2	2	4	2	2	0	5	0	0	22	
BLAIR, DeJuan-c	4	8	0	0	7	15	6	14	20	5	15	1	4	3	1	35	
FIELDS, LeVance-g	7	13	3	7	4	4	0	2	2	3	21	4	5	0	2	40	
RAMON, Ronald-g	1	7	0	4	2	2	0	2	2	3	4	2	3	0	1	38	
BENJAMIN, Keith	1	4	0	1	0	0	0	3	3	1	2	0	0	0	0	13	
BIGGS, Tyrell	1	7	0	1	0	0	4	0	4	3	2	0	1	0	0	16	
BROWN, Gilbert	1	4	0	2	0	0	2	5	7	4	2	2	0	1	2	25	
TEAM							4	0	4								
Totals.....	23	65	3	19	16	24	19	34	53	23	65	10	22	4	8	225	

Percentages: FG%: 35.4%; 3FG%: 15.8%; FT%: 66.7%.

DUKE 64 (10-1)

Player	tot-fg		3-pt			rebounds					pf	tp	a	to	blk	s	min
	fg	fga	fg	fga	ft	fta	of	dc	tot								
SINGLER, Kyle-f	6	12	1	2	4	6	3	2	5	4	17	2	3	0	1	38	
THOMAS, Lance-f	2	3	0	0	1	3	0	0	0	3	5	0	2	0	0	15	
HENDERSON, Gerald-g	8	17	0	3	1	4	1	1	2	2	17	1	2	1	2	28	
NELSON, DeMarcus-g	4	9	1	4	5	8	1	4	5	4	14	6	3	0	0	37	
PAULUS, Greg-g	1	2	1	2	0	0	0	0	0	3	3	1	5	0	0	34	
McCLURE, David	0	0	0	0	1	2	0	3	3	2	1	0	0	0	0	8	
SMITH, Nolan	0	3	0	0	0	0	0	0	0	2	1	1	1	0	0	13	
KING, Taylor	1	4	1	4	0	0	0	1	1	1	3	1	1	0	0	11	
SCHYEYER, Jon	1	10	0	4	2	3	2	10	12	2	4	0	2	0	1	35	
ZOUBEK, Brian	0	1	0	0	0	0	0	3	3	1	0	0	0	0	0	6	
TEAM							4	4	8								
Totals.....	23	61	4	19	14	26	11	28	39	24	64	12	20	1	4	225	

Percentages: FG%: 37.7%; 3FG%: 21.1%; FT%: 53.8%.

Officials: Mike Kitts (R), Jim Burr, Jamie Luckie; Technical fouls: None; Attendance: 19544.

Score by Periods	1st	2nd	OT	Total
Pitt	22	36	7	65
Duke	34	24	6	64

10

No. 11 PITT 85, OKLAHOMA STATE 68

December 15, 2007 • Petersen Events Center • Pittsburgh, Pa.

Pitt took command of the game by outscoring Oklahoma State 20-5 over the final 6:17 to take an 18-point halftime lead (49-31)...A 7-0 rally fueled by a DeJuan Blair layup, Ronald Ramon 3-pointer and Sam Young layup gave Pitt a 12-point lead...Pitt used 68 percent field goal shooting and hit 5-8 3-pointers to build its halftime lead...OSU cut the Panthers' advantage to as few as seven points (54-47) but Pitt responded with a LeVance Fields 3-pointer, a Fields free throw and layup and jumper from Blair to go up 62-47 with 8:04 to play...Blair registered his fourth career double-double...Blair tied or set career-highs for scoring (20 points), blocked shots (5) and minutes played (31)...Young reached double figure scoring for the 10th time this year...Pitt improved to 10-0 for a fifth consecutive year...Pitt won its 10th consecutive home game and 27th consecutive non-conference home game...Pitt won its 10th non-conference game for a seventh consecutive season...Pitt improved to 4-4 all-time vs. Oklahoma State.

OKLAHOMA STATE 68 (5-4)

Player	tot-fg		3-pt			rebounds					pf	tp	a	to	blk	s	min
	fg	fga	fg	fga	ft	fta	of	dc	tot								
BROWN, Anthony-f	2	7	0	1	0	0	3	4	7	4	4	1	2	0	0	23	
DOVE, Marcus-f	7	14	0	2	3	5	0	2	2	4	17	0	2	1	1	38	
ANDERSON, James-f	2	8	1	5	3	4	0	2	2	1	8	1	0	0	0	29	
EATON, Byron-g	3	14	0	3	3	3	2	1	3	2	9	4	2	1	3	34	
HARRIS, Terrel-g	7	10	2	5	0	1	3	6	9	5	16	1	3	1	3	35	
MUONELLO, Obi	4	6	3	4	0	0	2	4	6	2	11	1	5	0	1	20	
SIDORAKIS, Nick	0	0	0	0	1	2	0	0	0	0	1	0	2	0	0	5	
THOMAS, Ibrahim	0	0	0	0	0	0	0	0	2	0	2	0	0	0	0	5	
MOSES, Marshall	1	3	0	1	0	0	1	1	0	1	0	2	0	0	1	11	
TEAM							2	3	5								
Totals.....	26	62	6	21	10	15	15	20	35	20	68	8	17	4	8	200	

Percentages: FG%: 41.9%; 3FG%: 28.6%; FT%: 66.7%.

PITT 85 (10-0)

Player	tot-fg		3-pt			rebounds					pf	tp	a	to	blk	s	min
	fg	fga	fg	fga	ft	fta	of	dc	tot								
YOUNG, Sam-f	4	10	1	1	6	6	1	2	3	1	15	1	1	1	0	35	
COOK, Mike-f	3	7	2	3	7	8	0	2	2	0	15	1	4	0	2	29	
BLAIR, DeJuan-c	8	10	0	0	4	5	3	7	10	3	20	0	1	5	2	31	
FIELDS, LeVance-g	7	10	1	1	2	4	1	2	3	3	17	6	2	0	1	33	
RAMON, Ronald-g	3	7	2	5	2	2	0	5	5	2	10	5	3	0	3	34	
BENJAMIN, Keith	2	4	1	3	0	0	0	0	0	2	5	2	1	0	1	13	
BIGGS, Tyrell	0	0	0	0	3	4	0	3	3	2	3	1	0	0	1	14	
BROWN, Gilbert	0	1	0	1	0	0	0	1	1	1	0	1	1	0	0	11	
TEAM																	

2007-08 Pitt Men's Basketball
 PITT Season Schedule/Results & Leaders (as of Jan 01, 2008)
 All games

RECORD:	OVERALL	HOME	AWAY	NEUTRAL
ALL GAMES.....	(11-1)	(8-0)	(2-1)	(1-0)
CONFERENCE.....	(0-0)	(0-0)	(0-0)	(0-0)
NON-CONFERENCE.....	(11-1)	(8-0)	(2-1)	(1-0)

DATE	TIME	OPPONENT		SCORE	ATTEND	HIGH POINTS	HIGH REBOUNDS
11/09/07	7:00 PM	! HOUSTON BAPTIST	W	103-62	9072	(22) YOUNG, Sam	(14) BLAIR, DeJuan
11/10/07	4:00 PM	! NORTH CAROLINA A&T	W	88-61	9034	(24) YOUNG, Sam	(11) YOUNG, Sam
11/11/07	6:00 PM	! SAINT LOUIS	W	69-58	8231	(16) BLAIR, DeJuan (16) FIELDS, Levance	(8) BLAIR, DeJuan
11/15/07	7:30 PM	! MISSISSIPPI VALLEY STATE	W	78-45	9449	(17) YOUNG, Sam	(12) YOUNG, Sam
11/23/07	7:30 PM	BUFFALO	W	92-45	10596	(20) YOUNG, Sam	(8) YOUNG, Sam
11/27/07	7:30 PM	BOSTON	W	80-53	9433	(15) RAMON, Ronald	(6) BLAIR, DeJuan
12/01/07	2:00 PM	TOLEDO	W	78-52	9660	(17) YOUNG, Sam	(12) YOUNG, Sam
12/05/07	7:00 pm	at Duquesne	W	73-68	5358	(23) YOUNG, Sam	(9) BLAIR, DeJuan
12/08/07	12:00 p.m.	at Washington	W	75-74	9229	(20) FIELDS, Levance	(14) BLAIR, DeJuan
12/15/07	12:00 PM	OKLAHOMA STATE	W	85-68	12280	(20) BLAIR, DeJuan	(10) BLAIR, DeJuan
12/20/07	7:02 PM	vs Duke	WOT	65-64	19544	(21) FIELDS, Levance	(20) BLAIR, DeJuan
12/29/07	8:00 PM	at Dayton		55-80 L	13435	(15) YOUNG, Sam	(7) YOUNG, Sam

* - Conference game

ATTENDANCE SUMMARY	GAMES	TOTALS	AVG/GAME
HOME.....	8	77755	9719
AWAY.....	3	28022	9341
NEUTRAL.....	1	19544	19544
TOTAL.....	12	125321	10443

2007-08 Pitt Men's Basketball
PITT Combined Team Statistics (as of Jan 01, 2008)
All games

RECORD:	OVERALL	HOME	AWAY	NEUTRAL
ALL GAMES	(11-1)	(8-0)	(2-1)	(1-0)
CONFERENCE	(0-0)	(0-0)	(0-0)	(0-0)
NON-CONFERENCE	(11-1)	(8-0)	(2-1)	(1-0)

## Player	GP-GS	Min--Avg	---TOTAL---			---3-PTS---			---REBOUNDS---												
			FG-FGA	Pct	3FG-FGA	Pct	FT-FTA	Pct	Off	Def	Tot	Avg	PF	FO	A	TO	Blk	Stl	Pts	Avg	
23 YOUNG, Sam.....	12-12	356	29.7	78-147	.531	14-30	.467	40-50	.800	28	60	88	7.3	23	0	7	29	10	15	210	17.5
02 FIELDS, Levance....	12-12	346	28.8	52-116	.448	15-50	.300	24-34	.706	7	39	46	3.8	11	0	65	23	0	15	143	11.9
45 BLAIR, DeJuan.....	12-11	272	22.7	57-99	.576	0-0	.000	28-43	.651	51	66	117	9.8	28	1	7	16	20	26	142	11.8
31 COOK, Mike.....	11-11	273	24.8	38-88	.432	8-23	.348	30-36	.833	9	22	31	2.8	16	0	29	20	3	6	114	10.4
04 RAMON, Ronald.....	12-12	323	26.9	26-76	.342	17-53	.321	14-18	.778	7	23	30	2.5	18	0	29	15	0	7	83	6.9
01 BENJAMIN, Keith....	12-0	207	17.3	28-69	.406	13-38	.342	3-3	1.000	8	18	26	2.2	13	0	14	11	2	8	72	6.0
25 BIGGS, Tyrell.....	12-1	239	19.9	26-54	.481	0-5	.000	15-23	.652	29	23	52	4.3	29	0	10	12	3	4	67	5.6
11 BROWN, Gilbert....	12-1	197	16.4	21-51	.412	6-23	.261	8-10	.800	14	19	33	2.8	18	0	17	6	3	10	56	4.7
22 WANAMAKER, Brad....	9-0	107	11.9	11-33	.333	1-10	.100	5-11	.455	3	7	10	1.1	9	0	19	13	1	8	28	3.1
50 DIGGS, Cassin.....	8-0	59	7.4	8-15	.533	0-0	.000	0-2	.000	14	4	18	2.3	13	0	1	4	2	0	16	2.0
24 FRYE, Tim.....	4-0	7	1.8	2-4	.500	1-2	.500	0-0	.000	1	0	1	0.3	0	0	2	0	0	0	5	1.3
52 MCGHEE, Gary.....	4-0	20	5.0	1-3	.333	0-0	.000	1-2	.500	2	5	7	1.8	2	0	0	1	0	0	3	0.8
00 WALLACE, Austin....	4-0	12	3.0	1-4	.250	0-0	.000	0-0	.000	3	0	3	0.8	2	0	0	1	0	1	2	0.5
40 POLEN, Maurice.....	4-0	7	1.8	0-5	.000	0-3	.000	0-0	.000	1	3	4	1.0	0	0	1	1	0	0	0	0.0
TEAM.....										16	22	38	3.2	2		1					

Total.....	12	2425	349-764	.457	75-237	.316	168-232	.724	193	311	504	42.0	184	1	199	155	44	100	941	78.4
Opponents.....	12	2425	267-686	.389	68-236	.288	128-181	.707	131	257	388	32.3	206	-	135	196	27	53	730	60.8

TEAM STATISTICS	PITT	OPP	DATE	OPPONENT	W/L	SCORE	ATTEND
SCORING.....	941	730	!11/09/07	HOUSTON BAPTIST	W	103-62	9072
Points per game.....	78.4	60.8	!11/10/07	NORTH CAROLINA A&T	W	88-61	9034
Scoring margin.....	+17.6	-	!11/11/07	SAINT LOUIS	W	69-58	8231
FIELD GOALS-ATT.....	349-764	267-686	!11/15/07	MISSISSIPPI VALLEY STATE	W	78-45	9449
Field goal pct.....	.457	.389	11/23/07	BUFFALO	W	92-45	10596
3 POINT FG-ATT.....	75-237	68-236	11/27/07	BOSTON	W	80-53	9433
3-point FG pct.....	.316	.288	12/01/07	TOLEDO	W	78-52	9660
3-pt FG made per game..	6.3	5.7	12/05/07	at Duquesne	W	73-68	5358
FREE THROWS-ATT.....	168-232	128-181	12/08/07	at Washington	W	75-74	9229
Free throw pct.....	.724	.707	12/15/07	OKLAHOMA STATE	W	85-68	12280
REBOUNDS.....	504	388	12/20/07	vs Duke	W OT	65-64	19544
Rebounds per game.....	42.0	32.3	12/29/07	at Dayton	L	55-80	13435
Rebounding margin.....	+9.7	-					
ASSISTS.....	199	135					
Assists per game.....	16.6	11.3					
TURNOVERS.....	155	196					
Turnovers per game.....	12.9	16.3					
Turnover margin.....	+3.4	-					
Assist/turnover ratio..	1.3	0.7					
STEALS.....	100	53					
Steals per game.....	8.3	4.4					
BLOCKS.....	44	27					
Blocks per game.....	3.7	2.3					
WINNING STREAK.....	0	-					
Home win streak.....	8	-					
ATTENDANCE.....	77755	47566					
Home games-Avg/Game....	8-9719	3-9341					
Neutral site-Avg/Game..	-	1-19544					

SCORE BY PERIODS:	1st	2nd	OT	Total
PITT.....	453	481	7	- 941
Opponents.....	330	394	6	- 730

2007-08 Pitt Men's Basketball
PITT Team Game-by-Game (as of Jan 01, 2008)
All games

TEAM STATISTICS

Opponent	Date	Score	W/L	---TOTAL---		--3-PTRS--		FT-FTA		---REBOUNDS---				PF	A	TO	Blk	Stl	Pts---Avg		
				FG-FGA	Pct	3FG-FGA	Pct	Off	Def	Tot	Avg	Pts	Avg								
HOUSTON BAPTIST	11/09/07	103-62	W	42-92	.457	10-34	.294	9-12	.750	27	32	59	59.0	16	31	13	3	16	103	103.0	
NORTH CAROLINA A&T	11/10/07	88-61	W	33-63	.524	12-27	.444	10-12	.833	14	24	38	48.5	14	18	14	3	9	88	95.5	
SAINT LOUIS	11/11/07	69-58	W	28-55	.509	4-9	.444	9-18	.500	13	20	33	43.3	9	11	8	2	7	69	86.7	
MISSISSIPPI VALLEY ST	11/15/07	78-45	W	31-65	.477	6-22	.273	10-14	.714	15	35	50	45.0	14	19	10	5	5	78	84.5	
BUFFALO	11/23/07	92-45	W	34-67	.507	6-22	.273	18-22	.818	15	27	42	44.4	13	21	14	4	16	92	86.0	
BOSTON	11/27/07	80-53	W	28-55	.509	10-22	.455	14-19	.737	15	19	34	42.7	15	19	16	5	11	80	85.0	
TOLEDO	12/01/07	78-52	W	31-72	.431	5-16	.313	11-14	.786	23	28	51	43.9	12	21	7	3	5	78	84.0	
at Duquesne	12/05/07	73-68	W	25-61	.410	4-16	.250	19-27	.704	16	28	44	43.9	19	13	18	5	6	73	82.6	
at Washington	12/08/07	75-74	W	28-56	.500	5-11	.455	14-20	.700	12	23	35	42.9	16	12	9	2	4	75	81.8	
OKLAHOMA STATE	12/15/07	85-68	W	27-49	.551	7-14	.500	24-29	.828	6	24	30	41.6	14	17	13	6	10	85	82.1	
vs Duke	12/20/07	65-64	Wot	23-65	.354	3-19	.158	16-24	.667	19	34	53	42.6	23	10	22	4	8	65	80.5	
at Dayton	12/29/07	55-80	L	19-64	.297	3-25	.120	14-21	.667	18	17	35	42.0	19	7	11	2	3	55	78.4	
PITT				941	349-764	.457	75-237	.316	168-232	.724	193	311	504	42.0	184	199	155	44	100	941	78.4
Opponents				730	267-686	.389	68-236	.288	128-181	.707	131	257	388	32.3	206	135	196	27	53	730	60.8

Games played: 12
Points/game: 78.4
FG Pct: 45.7
3FG Pct: 31.6
FT Pct: 72.4

Rebounds/game: 42.0
Assists/game: 16.6
Turnovers/game: 12.9
Assist/turnover ratio: 1.3
Steals/game: 8.3
Blocks/game: 3.7

2007-08 Pitt Men's Basketball
PITT Opponent Game-by-Game (as of Jan 01, 2008)
All games

OPPONENT STATISTICS

Opponent	Date	Score	W/L	---TOTAL---		--3-PTRS--		FT-FTA		---REBOUNDS---				PF	A	TO	Blk	Stl	Pts---Avg	
				FG-FGA	Pct	3FG-FGA	Pct	Pct	Pct	Off	Def	Tot	Avg						Pts	Avg
HOUSTON BAPTIST	11/09/07	103-62	W	22-61	.361	6-20	.300	12-14	.857	8	24	32	32.0	16	12	22	3	5	62	62.0
NORTH CAROLINA A&T	11/10/07	88-61	W	22-54	.407	4-19	.211	13-17	.765	11	17	28	30.0	13	11	18	1	8	61	61.5
SAINT LOUIS	11/11/07	69-58	W	24-48	.500	6-15	.400	4-4	1.000	4	20	24	28.0	17	15	14	1	3	58	60.3
MISSISSIPPI VALLEY ST	11/15/07	78-45	W	15-57	.263	4-16	.250	11-15	.733	9	21	30	28.5	12	8	10	0	2	45	56.5
BUFFALO	11/23/07	92-45	W	19-56	.339	4-19	.211	3-6	.500	10	19	29	28.6	21	13	25	1	6	45	54.2
BOSTON	11/27/07	80-53	W	17-54	.315	8-24	.333	11-17	.647	18	14	32	29.2	14	8	20	4	4	53	54.0
TOLEDO	12/01/07	78-52	W	19-55	.345	7-27	.259	7-10	.700	9	19	28	29.0	16	8	12	3	3	52	53.7
at Duquesne	12/05/07	73-68	W	25-65	.385	2-20	.100	16-19	.842	12	24	36	29.9	22	13	16	6	8	68	55.5
at Washington	12/08/07	75-74	W	29-63	.460	11-24	.458	5-10	.500	14	20	34	30.3	13	18	8	2	2	74	57.6
OKLAHOMA STATE	12/15/07	85-68	W	26-62	.419	6-21	.286	10-15	.667	15	20	35	30.8	20	8	17	4	8	68	58.6
vs Duke	12/20/07	65-64	Wot	23-61	.377	4-19	.211	14-26	.538	11	28	39	31.5	24	12	20	1	4	64	59.1
at Dayton	12/29/07	55-80	L	26-50	.520	6-12	.500	22-28	.786	10	31	41	32.3	18	9	14	1	0	80	60.8
Opponents		730		267-686	.389	68-236	.288	128-181	.707	131	257	388	32.3	206	135	196	27	53	730	60.8
PITT		941		349-764	.457	75-237	.316	168-232	.724	193	311	504	42.0	184	199	155	44	100	941	78.4

Games played: 12
Points/game: 60.8
FG Pct: 38.9
3FG Pct: 28.8
FT Pct: 70.7

Rebounds/game: 32.3
Assists/game: 11.3
Turnovers/game: 16.3
Assist/turnover ratio: 0.7
Steals/game: 4.4
Blocks/game: 2.3

2007-08 Pitt Men's Basketball
PITT Game-by-Game Points-Rebounds-Assists (as of Jan 01, 2008)
All games

Opponent	Date	Score	WL	00	01	02	04	05	11	22	23	24
				WALLACE,A	BENJAMIN, LE	FIELDS,LE	RAMON, RON	BIGGS, TYR	BROWN, GIL	WANAMAKER	YOUNG, SAM	FRYE, TIM
HOUSTON BAPTIST	11/09/07	103-62	W	0- 2- 0	16- 5- 2	6- 5- 6	8- 2- 4	5- 3- 3	2- 4- 2	4- 4- 8	22- 9- 1	3- 0- 0
NORTH CAROLINA A&T	11/10/07	88-61	W	DNP	3- 1- 2	7- 2- 5	12- 1- 1	6- 5- 1	3- 0- 1	4- 2- 3	24-11- 0	DNP
SAINT LOUIS	11/11/07	69-58	W	DNP	0- 0- 0	16- 4- 6	6- 1- 3	5- 4- 0	6- 0- 0	2- 1- 0	12- 7- 0	DNP
MISSISSIPPI VALLEY STATE	11/15/07	78-45	W	2- 0- 0	7- 1- 3	2- 5- 3	6- 3- 3	10- 4- 1	12- 4- 2	7- 1- 4	17-12- 1	2- 1- 0
BUFFALO	11/23/07	92-45	W	0- 1- 0	17- 1- 1	15- 5- 7	3- 2- 0	12- 4- 1	10- 3- 4	3- 1- 3	20- 8- 2	0- 0- 0
BOSTON	11/27/07	80-53	W	0- 0- 0	5- 3- 2	11- 2- 8	15- 3- 1	6- 1- 1	5- 4- 1	2- 1- 0	14- 4- 0	0- 0- 0
TOLEDO	12/01/07	78-52	W	DNP	6- 1- 1	5- 5- 9	5- 3- 3	6-11- 1	6- 4- 1	6- 0- 0	17-12- 1	DNP
at Duquesne	12/05/07	73-68	W	DNP	2- 6- 1	10- 5- 5	9- 3- 3	2- 4- 1	5- 1- 1	0- 0- 0	23- 5- 0	DNP
at Washington	12/08/07	75-74	W	DNP	2- 2- 0	20- 5- 3	3- 2- 2	4- 4- 0	2- 0- 1	DNP	14- 3- 0	DNP
OKLAHOMA STATE	12/15/07	85-68	W	DNP	5- 0- 2	17- 3- 6	10- 5- 5	3- 3- 1	0- 1- 1	DNP	15- 3- 1	DNP
vs Duke	12/20/07	65-64	WO	DNP	2- 3- 0	21- 2- 4	4- 2- 2	2- 4- 0	2- 7- 2	DNP	17- 7- 1	DNP
at Dayton	12/29/07	55-80	L	DNP	7- 3- 0	13- 3- 3	2- 3- 2	6- 5- 0	3- 5- 1	0- 0- 1	15- 7- 0	DNP

Opponent	Date	Score	WL	31	40	45	50	52
				COOK, MIKE	POLEN, MAU	BLAIR, DEJ	DIGGS, CAS	MCGHEE, GA
HOUSTON BAPTIST	11/09/07	103-62	W	13- 6- 2	0- 0- 0	20-14- 2	4- 4- 1	DNP
NORTH CAROLINA A&T	11/10/07	88-61	W	13- 3- 5	DNP	10- 7- 0	6- 4- 0	0- 1- 0
SAINT LOUIS	11/11/07	69-58	W	6- 2- 2	DNP	16- 8- 0	0- 1- 0	DNP
MISSISSIPPI VALLEY STATE	11/15/07	78-45	W	6- 1- 0	0- 1- 1	2- 7- 1	4- 3- 0	1- 3- 0
BUFFALO	11/23/07	92-45	W	8- 5- 2	0- 2- 0	4- 5- 1	0- 1- 0	0- 0- 0
BOSTON	11/27/07	80-53	W	11- 2- 6	0- 1- 0	9- 6- 0	0- 4- 0	2- 3- 0
TOLEDO	12/01/07	78-52	W	14- 1- 3	DNP	11-11- 2	2- 1- 0	DNP
at Duquesne	12/05/07	73-68	W	12- 4- 2	DNP	10- 9- 0	DNP	DNP
at Washington	12/08/07	75-74	W	14- 1- 6	DNP	16-14- 0	DNP	DNP
OKLAHOMA STATE	12/15/07	85-68	W	15- 2- 1	DNP	20-10- 0	DNP	DNP
vs Duke	12/20/07	65-64	WO	2- 4- 0	DNP	15-20- 1	DNP	DNP
at Dayton	12/29/07	55-80	L	DNP	DNP	9- 6- 0	0- 0- 0	DNP

2007-08 Pitt Men's Basketball
PITT Game-by-Game Highs (as of Jan 01, 2008)
All games

Opponent	Date	Score	WL	POINTS	REBOUNDS	ASSISTS	STEALS	BLOCKED SHOTS
HOUSTON BAPTIST	11/09/07	103-62	W	22-YOUNG, Sam	14-BLAIR, DeJuan	8-WANAMAKER, Br	4-BLAIR, DeJuan	1-DIGGS, Cassin BROWN, Gilber BLAIR, DeJuan
NORTH CAROLINA A&T	11/10/07	88-61	W	24-YOUNG, Sam	11-YOUNG, Sam	5-FIELDS, Levan COOK, Mike	4-YOUNG, Sam	1-BROWN, Gilber COOK, Mike YOUNG, Sam
SAINT LOUIS	11/11/07	69-58	W	16-FIELDS, Levan BLAIR, DeJuan	8-BLAIR, DeJuan	6-FIELDS, Levan	3-BLAIR, DeJuan	2-YOUNG, Sam
MISSISSIPPI VALLEY STATE	11/15/07	78-45	W	17-YOUNG, Sam	12-YOUNG, Sam	4-WANAMAKER, Br	1-WANAMAKER, Br BROWN, Gilber BLAIR, DeJuan FIELDS, Levan BENJAMIN, Kei	2-BLAIR, DeJuan
BUFFALO	11/23/07	92-45	W	20-YOUNG, Sam	8-YOUNG, Sam	7-FIELDS, Levan	4-YOUNG, Sam	3-YOUNG, Sam
BOSTON	11/27/07	80-53	W	15-RAMON, Ronald	6-BLAIR, DeJuan	8-FIELDS, Levan	3-BLAIR, DeJuan	3-BLAIR, DeJuan
TOLEDO	12/01/07	78-52	W	17-YOUNG, Sam	12-YOUNG, Sam	9-FIELDS, Levan	3-BLAIR, DeJuan	2-BLAIR, DeJuan
at Duquesne	12/05/07	73-68	W	23-YOUNG, Sam	9-BLAIR, DeJuan	5-FIELDS, Levan	3-BLAIR, DeJuan	2-BENJAMIN, Kei
at Washington	12/08/07	75-74	W	20-FIELDS, Levan	14-BLAIR, DeJuan	6-COOK, Mike	3-BLAIR, DeJuan	2-BLAIR, DeJuan
OKLAHOMA STATE	12/15/07	85-68	W	20-BLAIR, DeJuan	10-BLAIR, DeJuan	6-FIELDS, Levan	3-RAMON, Ronald	5-BLAIR, DeJuan
vs Duke	12/20/07	65-64	WO	21-FIELDS, Levan	20-BLAIR, DeJuan	4-FIELDS, Levan	2-FIELDS, Levan BROWN, Gilber YOUNG, Sam	3-BLAIR, DeJuan
at Dayton	12/29/07	55-80	L	15-YOUNG, Sam	7-YOUNG, Sam	3-FIELDS, Levan	2-FIELDS, Levan	1-BLAIR, DeJuan YOUNG, Sam