

PITT

PITT BASKETBALL

DUQUESNE • DECEMBER 3, 2008 • PETERSEN EVENTS CENTER • PITTSBURGH

2008-09 SCHEDULE

Date	Opponent	W/L	Time
N2	SETON HILL (Exh.)	W	102-51
N9	LaROCHE (Exh.)	W	82-30
N14	FAIRLEIGH DICKINSON	W	86-63
N17	MIAMI, Ohio (FSN)	W	82-53

Legends Classic (Pittsburgh)

N21	AKRON (FSN)	W	86-67
N22	INDIANA, Pa.	W	86-60

N25	BELMONT (PP.com)	W	74-60
-----	------------------	---	-------

Legends Classic (Newark, N.J.)

N28	vs. Texas Tech (HDNet)	W	80-67
N29	vs. Washington State (HDNet)	W	57-43

D3	DUQUESNE (PP.com)	7 p.m.
D6	VERMONT (PP.com)	7 p.m.
D13	UMBC (FSN)	7 p.m.
D17	SIENA (ESPN2)	9:30 p.m.
D21	at Florida State (FSN-National)	5:30 p.m.

D31	at *Rutgers (FSN)	2 p.m.
J3	at *Georgetown (ESPN)	Noon
J11	ST. JOHN'S (WTAE)	Noon
J14	*SOUTH FLORIDA (ESPN-U)	7 p.m.
J17	at *Louisville (ESPN)	6 p.m.
J19	*SYRACUSE (ESPN)	7 p.m.
J25	at *West Virginia (FSN)	4 p.m.
J28	at *Villanova (ESPN-U)	7 p.m.
J31	*NOTRE DAME (ESPN)	Noon
F2	ROBERT MORRIS	7 p.m.
F7	at *DePaul (FSN)	2 p.m.
F9	*WEST VIRGINIA (ESPN)	7 p.m.
F14	*CINCINNATI (ESPN)	4 p.m.
F16	at *Connecticut (ESPN)	7 p.m.
F21	*DEPAUL (FSN)	7 p.m.
F24	at *Providence (FSN)	7 p.m.
F28	at *Seton Hall (FSN)	8:30 p.m.
M4	*MARQUETTE (ESPN2)	7:30 p.m.
M7	*CONNECTICUT (CBS)	Noon

M10	at Big East Championship (ESPN)	TBA
M19	at NCAA First & Second Round	TBA
M26	at NCAA Regionals (CBS)	TBA
A4-6	at NCAA Final Four (CBS)	TBA

GAME

8

DUQUESNE (4-1, 0-0 Atlantic 10)

at #3 PITT (7-0, 0-0 Big East)

Wednesday, December 3, 2008 • 7 p.m. ET
Petersen Events Center (12,508) • Pittsburgh, Pa.

Television: Internet broadcast on pittsburghpanthers.com (John Sanders and Curtis Aiken).

Radio: Pitt Panthers/ISP Sports Radio Network (Bill Hillgrove and Dick Groat), 94.5-FM (WWSW), 970 AM (WBGG). Satellite Radio: Channel 113.

Internet Radio Broadcast/Live Stats: www.pittsburghpanthers.com

The Coaches: Pitt: Jamie Dixon, 10th year at Pitt, 6th year as head coach (139-40); Duquesne: Ron Everhart, 3rd year at Duquesne (31-33), 15th year overall (205-205).

Rankings: Pitt: 3-AP, 3-ESPN; Duquesne: unranked.

Series: Pitt and Duquesne meet in the City Game for the 77th time. Pitt has claimed each of the last seven consecutive meetings and owns a 45-31 all-time advantage in the series.

No. 3 ranked Pitt (7-0) plays its eighth game of the 2008-09 men's basketball season when it hosts Duquesne (4-1) in the City Game Wednesday at the Petersen Events Center. Tipoff is at 7 p.m. for the 77th meeting between the two schools dating back to 1932.

Pitt will provide a free internet broadcast on its website www.pittsburghpanthers.com. The telecast will simulate a live television broadcast. John Sanders and Curtis Aiken will provide play-by-play and color commentary respectively, while Paul Barto will produce.

For the seventh consecutive year, Pitt begins a men's basketball season with a 7-0 start. A win would give Pitt its seventh consecutive 8-0 start to a season.

Pitt is fresh off two Legends Classic victories at the Prudential Center in Newark, N.J.

Pitt captured the title after defeating Texas Tech (80-67) and Washington State (57-43) in back-to-back days. Sam Young was named Legends Classic Tournament Most Valuable Player and DeJuan Blair was selected to the all-tournament team. In the two-game event, Young averaged 19.5 points and 8.0 rebounds while Blair registered two double digit rebounding games and a double-double vs. Texas Tech. Pitt won for the 11th time in its last 12 games in the New Jersey-New York metro area and improved its record to 28-9 in the region over the last seven seasons. The Panthers also defeated Belmont 74-60 on Tuesday. Sam Young scored a career and Petersen Events Center high 33 points on 13-17 shooting in leading the Panthers to their fifth consecutive home win.

TODAY'S TOP STORYLINES

- Pitt and Duquesne renew their City Game rivalry for the 77th time. Pitt holds a 45-31 advantage in the series and has won each of the last seven consecutive matchups dating back to Dec. 2000. Pitt has also captured 26 of the last 29 matchups between the two schools.
- Pitt carries a 101-10 all-time record (.909 percentage) in the Petersen Events Center. Pitt also owns a 61-1 record vs. non-conference opponents at the PEC and has won 82 of its last 83 home games vs. non-conference opponents.
- Pitt is riding a school record 33-game win streak against non-conference opponents at the Petersen Events Center.
- Pitt is off to its seventh consecutive 7-0 start to a season. A win would give Pitt its seventh consecutive 8-0 start to a season.
- Jamie Dixon concludes his sixth November at Pitt with a perfect 31-0 record in November games. He is 67-4 vs. non-conference opponents and 85-10 at home.

PITT

PITT PANTHERS ROSTER NOTES

PROBABLE STARTERS

#	NAME	POS	HT	WT	CL	PPG	RPG	CAREER/2008-09 NOTES
5	Tyrell Biggs	F	6-8	250	SR	8.1	4.9	•Career: 112 games played, eight starts
23	Sam Young	F	6-6	220	SR	19.4	6.0	•Last 3GP: 24.0 ppg./7.7 rpg., LC MVP
45	DeJuan Blair	C	6-7	265	SO	15.3	12.3	•Four double-doubles on year
3	Jermaine Dixon	G	6-3	195	JR	7.7	2.4	•Starts in first 7 games; 14 pts vs. Miami
2	Levance Fields	G	5-10	190	SR	12.1	2.4	•44 assists, 9 turnovers in first 7 GP

OFF THE BENCH

1	Travon Woodall	G	5-11	190	FR	2.1	1.0	•14 assists in 68 minutes off bench
11	Gilbert Brown	G/F	6-6	200	SO*	6.0	5.0	•Played in last three games after injury
12	Ashton Gibbs	G	6-2	190	FR	4.0	0.6	•Averaging 13.3 minutes per game
14	Sean Brown	F	6-4	215	SR	0.0	0.0	•Walk-on added in November
21	Ryan Tiesi	G	6-2	185	SO	0.0	0.0	•Played in two career games
22	Brad Wanamaker	G	6-4	205	SO	4.7	2.0	•Played in 37 career games
24	Tim Frye	G	6-4	200	SO	0.0	0.0	•Walk-on, 12 career games
25	Dwight Miller	F	6-8	230	FR	-	-	•Freshman from Nassau, Bahamas
35	Nasir Robinson	F	6-5	220	FR	2.7	2.3	•53.8 FG pct (7-13), 9 assists
52	Gary McGhee	C	6-10	250	SO	2.4	2.3	•Career: 28 games played, one start

SERIES HISTORY

DUQUESNE SERIES

Total Games: 76.
 Series Record: 45-31.
 at Petersen Events Center: 3-0.
 at Civic/Mellon Arena: 20-14.
 at Fitzgerald Field House: 14-7.
 at Pitt Pavilion: 5-9.
 at Palumbo Center: 3-1.
 Eastern 8: 7-5.
 Eastern 8 Tourney: 1-0.
 Steel Bowl Games: 7-12.
 Overtime: 2 (1-1).
 One-Point Games: 10 (2-8).
 Two-Point Games: 8 (5-3).
 Most Points Scored-Pitt: 102 (102-91 win on Dec. 19, 1992; 102-77 win on Dec. 12, 1987).
 Most Points Scored-DU: 100 (100-66 loss on Dec. 9, 1967).
 Largest Victory Margin-Pitt: 30 (87-57 win on Dec. 4, 2004).
 Largest Victory Margin-DU: 34 (100-66 loss on Dec. 9, 1967).
 Longest Win Streak-Pitt: 9 wins from Jan. 13, 1932-Jan. 12, 1934.
 Longest Win Streak-DU: 4 wins from Jan. 13, 1932-Jan. 12, 1934.
 Last 10: 9-1.
 Last 20: 17-3.

GAME SUMMARY

77th meeting between Pitt and Duquesne in men's basketball. Pitt is 3-0 vs. the Dukes in the PEC.

NATIONAL POLLS (as of December 1, 2008)

ASSOCIATED PRESS POLL

Rk.	School (1st Place)	W-L	Pts.
1.	North Carolina (72)	7-0	1,800
2.	Connecticut	6-0	1,723
3.	PITT	7-0	1,592
4.	Duke	7-0	1,526
5.	Gonzaga	5-0	1,489
6.	Oklahoma	6-0	1,437
7.	Notre Dame	5-1	1,359
8.	Texas	5-1	1,231
9.	Purdue	5-1	1,086
10.	Tennessee	5-1	1,016
11.	Louisville	2-1	1,003
12.	UCLA	4-1	966
13.	Michigan State	4-1	946
14.	Xavier	6-0	902
15.	Wake Forest	6-0	736
16.	Syracuse	6-0	668
17.	Villanova	6-0	570
18.	Memphis	4-1	526
19.	Arizona State	5-1	401
20.	Georgetown	4-1	388
21.	Miami, Fla.	4-1	309
22.	Davidson	5-1	286
23.	Florida	5-1	281
24.	Baylor	6-1	272
25.	Marquette	5-1	221

Others receiving votes: Kansas 186, Dayton 109, Wisconsin 100, Clemson 72, Ohio State 52, Florida State 28, BYU 23, Michigan 18, LSU 16, Wash. St. 15.

NOTE:

- Associated Press poll is voted upon by the nation's media (both polls are released on Monday)
- USA Today/ESPN poll is voted on by the nation's coaches

USA TODAY/ESPN COACHES POLL

Rk.	School (1st Place)	W-L	Pts.
1.	North Carolina (31)	7-0	775
2.	Connecticut	6-0	738
3.	PITT	7-0	694
4.	Duke	7-0	680
5.	Gonzaga	5-0	640
6.	Oklahoma	6-0	601
7.	Notre Dame	5-1	550
8.	Texas	5-1	535
9.	UCLA	4-1	471
10.	Purdue	5-1	463
11.	Louisville	2-1	435
12.	Michigan State	4-1	420
13.	Tennessee	5-1	391
14.	Xavier	6-0	322
15.	Memphis	4-1	269
16.	Villanova	6-0	248
17.	Wake Forest	6-0	247
18.	Georgetown	4-1	231
19.	Arizona State	5-1	218
20.	Syracuse	6-0	206
21.	Florida	5-1	196
22.	Miami, Fla.	4-1	158
	Wisconsin	5-1	158
24.	Davidson	5-1	96
25.	Kansas	4-1	91

Others receiving votes: Marquette 86, Baylor 35, Ohio State 32, Dayton 18, Washington State 14, BYU 13, Illinois 11, Saint Mary's 11, Clemson 8.

Through its first seven games, Pitt has outscored its opponents by a 19.7 margin and outrebounded its opponents by a plus-9.3 margin. The Panthers are also converting 50.6 percent (204-403) of their field goal attempts and limiting opponents to 36 percent shooting. Pitt has also held all seven of its opponents to 70 points or less.

Pitt and Duquesne meet for the 77th time in the City Rivalry Game. Pitt has won each of the last seven consecutive matchups dating back to a 71-70 loss at Mellon Arena on

December 22, 2001. Pitt owns a 45-31 all-time record vs. Duquesne and has claimed 26 of the last 29 matchups between the two schools dating back to 1982. Pitt opened the Petersen Events Center against Duquesne on Nov. 23, 2002 and is 3-0 vs. the Dukes in the arena. In the last seven matchups, Pitt has won the meetings by an average 15.2 points per game margin. Pitt Head Coach Jamie Dixon is 5-0 all-time vs. Duquesne. Pitt is also 127-81 all-time vs. Atlantic-10 opponents.

Duquesne enters the contest

with a 4-1 record. It won four straight contests against High Point, Saint Francis, Furman and USC-Upstate before dropping a 95-72 loss at nationally ranked Duke on Nov. 28. The Dukes are led by Damian Saunders' 17.8 points per game average and Aaron Jackson's 16.6 ppg.

Pitt began its 2008-09 season after winning the 2008 Big East Tournament and completing a 27-10 and 10-8 Big East slate last year. The school unveiled a new championship banner prior to tipoff in its season opener vs. FDU. Last year, Pitt

earned a school record seventh consecutive NCAA Tournament berth and won its second all-time Big East Championship. Pitt is one of only six schools nationally to appear in at least four Sweet Sixteens since 2002. Those programs include Duke (5), Kansas (5), Texas (5), UCLA (4), Pitt (4) and Connecticut (4). Pitt is one of only nine schools nationally to advance to the NCAA Tournament in each of the last seven seasons. The other schools include Arizona, Duke, Gonzaga, Kansas, Kentucky, Michigan State, Pitt, Texas

PITT BASKETBALL WEEKLY MEDIA PLANNER

All practices are closed. For more information on coverage of Pitt men's basketball, contact Media Relations Director Greg Hotchkiss at (412) 491-5296.

MONDAY

December 1

Practice, 3-5 p.m.
 Media
 Opportunity: 5:15 p.m.

TUESDAY

December 2

Practice, 3-5 p.m.

WEDNESDAY

December 3

Duquesne at Pitt, 7 p.m.
 www.PP.com
 94.5/970 AM

THURSDAY

December 4

Practice, 3-5 p.m.

FRIDAY

December 5

Practice, 3-5 p.m.

SATURDAY

December 6

Vermont at Pitt, 7 p.m.
 www.PP.com
 94.5/970 AM

COLLEGE BASKETBALL'S BEST PROGRAMS OVER THE LAST SEVEN YEARS

Where Pitt ranks among national winning percentage leaders and top programs over the last seven seasons; updated as of April 8, 2008.

School	2007-08	2001-07	Total	Pct.
Memphis	38-2	160-38	198-40	.832
Kansas	37-3	168-41	205-44	.823
Duke	28-6	167-38	195-44	.816
Gonzaga	25-8	159-36	184-44	.807
PITTSBURGH	27-10	162-41	189-51	.788
Florida	24-12	158-45	182-57	.762
Connecticut	24-9	153-49	177-58	.753
Texas	31-7	148-55	179-62	.743
Wisconsin	31-5	142-55	173-60	.742
Illinois	16-19	163-44	179-63	.740
Southern Illinois	18-15	152-44	170-60	.739
Xavier	30-7	141-55	171-62	.734
Kentucky	18-13	153-50	171-63	.731
Western Kentucky	29-7	132-54	161-61	.725
Louisville	27-9	142-58	169-67	.716
Syracuse	21-14	150-55	171-69	.713
North Carolina	36-3	133-66	169-69	.710
Marquette	25-10	135-58	160-68	.702
Oklahoma	23-12	134-55	157-67	.701
Arizona	19-15	140-55	159-70	.694
Stanford	28-8	126-61	154-69	.691
Mississippi State	23-11	133-61	156-72	.684
Oklahoma State	17-16	141-59	158-75	.678
UCLA	35-4	122-72	157-76	.674
Maryland	19-15	136-61	155-76	.671
Michigan State	27-9	130-68	157-77	.671
Boston College	14-17	134-59	148-76	.661

and Wisconsin. Pitt is the only Big East Conference basketball program to advance to the NCAA Tournament in each of the last seven seasons.

Villanova currently has a streak of four straight seasons in the NCAA Tournament.

Over the last seven years, Pitt

MOST NCAA SWEET SIXTEEN APPEARANCES IN LAST SEVEN YEARS

Since 2002, Pitt is one of only six schools nationwide to advance to the NCAA Sweet Sixteen at least four times over the last seven years. Pitt has advanced to Sweet Sixteen action in 2002, 2003, 2004 and 2007. Here is a chart depicting where Pitt ranks among schools over the last seven years:

School	App. since 2002
Duke	5
Kansas	5
Texas	5
PITT	4
Connecticut	4
UCLA	4

has proven to be the winningest Big East Conference basketball program. From 2001-08, Pitt owns the league's top records for both league play (81-33) and overall games (196-51). It has averaged 11.6 league wins and 27 overall wins per year during that period. Pitt is the only Big East Conference school to win 20 or more overall games and 10 or more league contests in each of the last seven

PITT'S SIX-YEAR SUCCESS (2001-08)

The following is a list of accomplishments achieved by the Pitt Basketball program over the last seven seasons (2001-08):

- Compiled a 189-51 record over the last six seasons and .788 winning percentage which ranks among the nation's top five best winning percentages during that span. The record also tops the Big East from 2001-08.
- Won two Big East Tournament titles in 2003 and 2008.
- Captured three Big East regular season titles: 2001-02 Big East West Division, 2002-03 Big East West Division, 2003-04 Big East regular season.
- Advanced to the NCAA Tournament for a school-record seven consecutive seasons.
- One of only nine schools nationwide to advance to the NCAA Tournament in each of the last seven seasons.
- Achieved a school record and seventh straight 20-plus win season in 2007-08.
- Averaged 27.0 victories per season over the last seven years.
- Advanced to the Big East Championship title game in four straight seasons (2001-04), one of only two conference schools to achieve that honor. Pitt has advanced to the Big East Championship title game in seven of the last eight years.
- Compiled a Big East-best 81-33 (.711) record in league regular season games.
- Finished ranked among the nation's top-10 programs in four of the last seven seasons and ranked among the nation's top-25 in six of the last seven years.
- Ranked among the nation's top-25 in a school record 61 consecutive polls.
- Appeared on television in 185 total games.
- Set the school record with a 40-game win streak which spanned two years and 68 days.
- Opened the Petersen Events Center with a 34-game win streak, a streak which ranks as the third all-time longest win streak to open a new arena.
- Concluded its sixth year in the Petersen Events Center with an 96-10 record and .906 winning percentage.
- Set all school records for attendance.
- Sold out the Petersen Events Center in each of the arena's first six seasons.



2008-09 PITT PANTHERS NUMERICAL ROSTER

#	NAME	POS	HT	WT	CL	EX	HOMETOWN/PREVIOUS SCHOOL(S)
1	Travon Woodall	G	5-11	190	FR	HS	Brooklyn, N.Y./St. Anthony (N.J.)
2	Lavance Fields	G	5-10	190	SR	3L	Brooklyn, N.Y./Xaverian
3	Jermaine Dixon	G	6-3	195	JR	TR	Baltimore, Md./Tallahassee J.C./Maine Central Institute
5	Tyrell Biggs	F	6-8	250	SR	3L	Nanuet, N.Y./Don Bosco Prep (N.J.)
11	Gilbert Brown	G/F	6-6	200	SO*	1L	Harrisburg, Pa./South Kent Prep (Conn.)
12	Ashton Gibbs	G	6-2	190	FR	HS	Scotch Plains, N.J./Seton Hall Prep
14	Sean Brown	F	6-4	215	SR	HS	Pittsburgh, Pa./Canon McMillan
21	Ryan Tiesi	G	6-2	185	SO	TR	Pittsburgh, Pa./North Allegheny
22	Brad Wanamaker	G	6-4	205	SO	1L	Philadelphia, Pa./Roman Catholic
23	Sam Young	F	6-6	220	SR	3L	Clinton, Md./Hargrave Military Academy/Friendly
24	Tim Frye	G	6-4	200	SO	1L	Mars, Pa./Mars
25	Dwight Miller	F	6-8	230	FR	HS	Nassau, Bahamas/St. Pius X (Houston, Texas)
35	Nasir Robinson	F	6-5	220	FR	HS	Chester, Pa./Chester
45	DeJuan Blair	F	6-7	265	SO	1L	Pittsburgh, Pa./Schenley
52	Gary McGhee	C	6-10	250	SO	1L	Anderson, Ind./Highland Senior

* By class denotes redshirt year

Head Coach: Jamie Dixon (TCU, 1987), 6th year as Head Coach, 10th year at Pitt; **Associate Head Coach:** Tom Herrion (Merrimack, 1989); **Assistant Coach:** Pat Sandle (San Francisco State, 1987); **Assistant Coach:** Brandin Knight (Pittsburgh, 2005); **Director of Basketball Operations:** Brian Regan (Saint Vincent, 1980); **Video Coordinator:** Rasheen Davis (Saint Thomas Aquinas, 2002); **Athletic Trainer:** Tony Salei (Pittsburgh, 1980); **Strength & Conditioning Coach:** Tim Beltz (Northern Colorado, 1995); **Academic Coordinator:** Mike Farabaugh (Pittsburgh, 1987); **Equipment Manager:** Brian Brigger (Xavier, 2004); **Student Assistant:** Austin Wallace; **Head Student Managers:** Kevin Funston, Ben Stirt; **Student Managers:** Matt Falcon, Brendan Kozlowski, Shamus McNulty, Dan O'Brien, Pete Paradise-Asher, Nick Rivers, Melanie Wilmot; **Administrative Assistant:** Beth Schoedel.

RECORD WHEN...

Controlling the tip:	6-0
Scoring first:	6-0
Leading at the half:	7-0
Trailing at the half:	0-0
Tied at half:	0-0
Leading with 5:00 left:	7-0
Trailing with 5:00 left:	0-0
Tied with 5:00 left:	0-0
In Overtime:	0-0
Double Overtime:	0-0

Pitt outrebounds opp.:	6-0
Pitt is outrebounded:	1-0
Rebounds are equal:	0-0
Pitt commits more TO:	3-0
Pitt forces more TO:	4-0
Turnovers are equal:	0-0

Pitt has more FTA:	5-0
Opp. has more FTA:	2-0
FT attempts are equal:	0-0
Pitt shoots better than 60%:	1-0
Pitt shoots better than 50%:	4-0
Pitt shoots less than 50%:	3-0
Opp. shoots better than 50%:	1-0
Opp. shoots less than 50%:	5-0
Opp. shoots less than 40%:	5-0
Pitt outshoots opp. (FG%):	5-0
Opp. outshoots Pitt (FG%):	1-0
Shooting is tied (%):	1-0
Pitt hits 40% of 3FG:	2-0
Pitt hits less than 40% of 3FG:	5-0
Pitt outshoots opp. (3FG):	2-0

Pitt hits at least 70% of FTA:	4-0
Pitt hits at least 60% of FTA:	5-0

Pitt bench outscores opp.:	3-0
Opp. bench outscores Pitt:	3-0
Bench scoring is equal:	1-0
Following a Pitt win:	6-0
Following a Pitt loss:	0-0

3 score in double figures:	5-0
4 score in double figures:	0-0
5+ in double figures:	1-0

UNIFORMS

White uniforms:	5-0
Blue uniforms:	2-0

MONTHS OF THE YEAR

In November:	7-0
In December:	0-0
In January:	0-0
In February:	0-0
In March:	0-0

DAYS OF THE WEEK

Monday:	1-0
Tuesday:	1-0
Wednesday:	0-0
Thursday:	0-0
Friday:	3-0
Saturday:	2-0
Sunday:	0-0

PITT'S BEST SEASON STARTS

Head Coach Jamie Dixon has engineered five of the school's top-10 best starts to a season. Here is a look at Pitt's other top season starts:

W-L	Season
*21-0	1927-28
18-0	2003-04
15-0	2005-06
15-0	1915-16
12-0	1929-30
11-0	2007-08
10-0	2006-07
10-0	2004-05
9-0	1987-88
9-0	2002-03
7-0	2008-09
6-0	1998-99

*21-0 record was the 1927-28 team's final record.

BIG EAST'S CONSECUTIVE NCAA TOURNEY APPEARANCES

Team	No.
PITT	7
Villanova	4
Marquette	3
Georgetown	3
Louisville	2
Notre Dame	2
West Virginia	1
Connecticut	1
Syracuse	0
DePaul	0
South Florida	0
St. John's	0
Providence	0
Rutgers	0
Cincinnati	0
Seton Hall	0

seasons. Last year, Pitt also set a school record with its seventh consecutive 20-overall win and 10-league win season. Prior to the 2001-02 season, Pitt won 20 or more games in only two consecutive seasons. Last year, Pitt also set a school record with its seventh consecutive 20-overall win and 10-league win season. Prior to the 2001-02 season, Pitt won 20 or more games in only two consecutive seasons. The 2007-08 season marked Pitt's 15th all-time 20-win season. In addition, Pitt is one of only four schools nation-

BIG EAST'S ALL-TIME WINNINGEST COACHES BY PERCENTAGE

(Conference Regular Season and Championship Games combined as of March 16, 2008, according to Big East records)

Coach, Team	W	L	Pct.	Yrs.	BEChamp.
JAMIE DIXON, PITT	66	31	.680	5	11-4, .733
John Thompson, Gtown	231	123	.653	20	33-13, .717
Jim Calhoun, Connecticut	268	149	.643	22	28-16, .636
Jim Boheim, Syracuse	338	192	.638	29	42-24, .636
Lou Carnesecca, St. John's	139	80	.635	13	12-11, .478
Mike Jarvis, St. John's	57	36	.613	5	7-4, .636
Ben Howland, Pitt	46	29	.613	4	8-3, .727
Rollie Massimino, Villanova	123	92	.572	12	13-12, .520

WHERE PITT RANKED NATIONALLY IN THE 2007-08 NCAA STATISTICS

Source: www.ncaa.org, (Final statistics, 2007-08)

Category	Rank	Average
Scoring Offense	124	71.3
Scoring Defense	48	62.8
Scoring Margin	30	8.5
Field Goal Percentage	42	47.2
Field Goal Percentage Defense	39	40.7
Three-Point Field Goals Per Game	199	6.2
Three-Point Field Goal Pct.	43	38.2
Free Throw Percentage	254	66.1
Rebound Margin	38	4.7
Assists Per Game	8	17.5
Blocked Shots Per Game	92	3.6
Steals Per Game	297	5.2
Won-Lost Percentage	19	78.4
Turnovers Per Game	22	11.9
Personal Fouls Per Game	36	16.6
Assist:Turnover Ratio	12	1.32

NCAA DIVISION I BEST COACHING STARTS AFTER FIVE SEASONS (by wins)

Source: 2007 NCAA Men's Basketball Recordbook, page 158 (as of April, 2008).

Coach, Team	Seasons	W-L	Pct.
Everett Case, North Carolina State	1947-51	137-29	.825
Mark Few, Gonzaga	2000-04	133-32	.806
Roy Williams, Kansas	1989-93	132-37	.781
JAMIE DIXON, PITT	2003-08	132-40	.767
Bruce Stewart, WV Wesleyan/Mid. Tenn.	1983-87	126-41	.754
Forddy Anderson, Drake/Bradley	1947-51	123-42	.745
Jerry Tarkanian, LBSU/UNLV	1969-73	122-20	.859
Jim Boheim, Syracuse	1977-81	122-30	.803
Thad Matta, Butler/Ohio State	2001-05	122-43	.739
Fred Schaus, West Virginia	1955-59	120-32	.789
Larry Brown, UCLA/Kansas	1980-81, 84-86	120-38	.759
Tom Izzo, Michigan State	1996-00	120-48	.714

wide to advance to the NCAA Tournament, win 20 overall games and 10 league games in each of the last six seasons. Those programs include

Arizona, Gonzaga, Kansas and Pitt. Last season, Jamie Dixon (139-40) became the first head coach in school history to guide Pitt to five

BIG EAST'S BEST PROGRAMS OVER THE PREVIOUS SEVEN SEASONS (2001-08)

Totals are as of April 7, 2008.

School	Big East		Overall	
	W-L	Pct.	W-L	Pct.
PITT	81-33711	189-51788
Connecticut	81-33711	177-58753
Louisville	32-18640	169-67716
Syracuse	70-44614	171-69713
Marquette	31-19620	160-68702
Notre Dame	69-45605	147-76659
Georgetown	64-50561	141-78644
Cincinnati	19-31380	144-80643
Villanova	64-50561	148-83640
West Virginia	52-62456	130-79622
Providence	48-66421	112-100528
Seton Hall	49-65430	111-100526
DePaul	20-30400	110-101521
Rutgers	42-72368	101-113472
St. John's	36-78316	95-113457
USF	7-43140	86-122413

DIXON REACHES 100 CAREER WINS

Pitt Head Coach Jamie Dixon reached 100 career victories faster than any other head coach in school history. He registered his 100th career win on Feb. 19, 2007 at Seton Hall. Here is a look at the top Pitt coaches and the total games it took to win 100 games at Pitt:

Pitt Coach	Games to			
	100 wins	W-L	1st Year	Date of 100th Win
JAMIE DIXON	126	100-26	2003	Feb. 19, 2007 at Seton Hall
H.C. Carlson	140	100-40	1922	Feb. 22, 1930 vs. West Virginia
Paul Evans	156	100-56	1986	Nov. 20, 1991 vs. Manhattan

SCHOOLS EARNING NCAA TOURNAMENT BERTHS IN EACH OF THE LAST SEVEN YEARS

Pitt is one of nine NCAA Division I schools to advance to the NCAA Tournament in each of the last seven seasons (2001-08). Those programs include: Arizona, Duke, Gonzaga, Kansas, Kentucky, Michigan State, PITT, Texas and Wisconsin.

consecutive NCAA Tournaments. Additionally, Dixon has guided Pitt to Sweet Sixteen appearances in two of his first five seasons as Pitt's head coach (2004 and 2007). Dixon (139 career wins) is the first coach in school history to win 20 or more games in five consecutive seasons. His 132 victories rank tied for the third most victories for a head coach after five seasons in NCAA history. North Carolina State's Everett Case totaled 137 wins from 1947-51.

Dixon concluded his sixth November at Pitt with a perfect 31-0

career record in November games. He begins December, 2008 with a 33-3 record in contests played in December. Combining his November and December pre-conference games, Dixon owns a 64-3 record and is 67-4 overall vs. non-conference foes. Previously, Dixon won 45 consecutive games in both November and December before dropping a contest at No. 7 Wisconsin on Dec. 16, 2006.

Pitt is in its seventh season in the Petersen Events Center and carries a 101-10 all-time record and

PITT PICKED TO FINISH THIRD IN BIG EAST CONFERENCE COACHES' POLL

NEW YORK, N.Y.—The Pitt men's basketball team was selected by league coaches to finish third among 16 teams at the Big East Conference's annual media day Wednesday morning at Madison Square Garden.

Additionally, senior forward Sam Young earned preseason First Team All-Big East honors. Young and preseason Big East Player of the Year Luke Harangody were the only two players to earn unanimous First Team All-Big East accolades.

In a vote of league coaches, Pitt finished third with three first place votes and 200 total points. Connecticut was picked to win the league title with 214 points and nine first place votes, while Louisville finished second with 205 points and three first place votes. Following Pitt's No. 3 ranking, Notre Dame placed fourth (195 points/one first place vote), Villanova fifth with 153 points and Marquette sixth with 146 points.

2008-09 PRESEASON BIG EAST COACHES' POLL

Rk.	Team	Points
1. ...	Connecticut (9)	214
2. ...	Louisville (3)	205
3. ...	PITT (3)	200
4. ...	Notre Dame (1)	195
5. ...	Villanova	153
6. ...	Marquette	146
7. ...	Georgetown	141
8. ...	Syracuse	139
9. ...	West Virginia	121
10. ...	Providence	99
11. ...	Cincinnati	91
12. ...	Rutgers	53
13. ...	Seton Hall	50
14. ...	St. John's	44
15. ...	DePaul	43
16. ...	South Florida	26

*first place votes in parenthesis

2008-09 PRESEASON BIG EAST PLAYER OF THE YEAR

Luke Harangody, Notre Dame

2008-09 PRESEASON BIG EAST CO-ROOKIES OF THE YEAR

Greg Monroe, Georgetown
Samardo Samuels, Louisville

2008-09 PRESEASON ALL-BIG EAST TEAM

*Luke Harangody, Notre Dame (Player of the Year), F, Jr., 6-8, Schererville, Ind.

Deonta Vaughan, Cincinnati, G, Jr., 6-1, 195, Indianapolis, Ind.

A.J. Price, Connecticut, G, Sr., 6-2, 181, Amityville, N.Y.

Hasheem Thabeet, Connecticut, C, Jr., 7-3, 263, Dar Es Salaam, Tanzania

Dajuan Summers, Georgetown, F, Jr., 6-8, 241, Baltimore, Md.

Terrence Williams, Louisville, F, Sr., 6-6, 210, Seattle, Wash.

Jerel McNeal, Marquette, G, Sr., 6-3, 200, Country Club Hills, Ill.

Kyle McAlarney, Notre Dame, G, Sr., 6-0, 196, Staten Island, N.Y.

***Sam Young, Pittsburgh, F, Sr., 6-6, 215, Clinton, Md.**

Jonny Flynn, Syracuse, G, So., 6-0, 185, Niagara Falls, N.Y.

Scottie Reynolds, Villanova, G, Jr., 6-2, 195, Herndon, Va.

2008-09 PRESEASON ALL-BIG EAST HONORABLE MENTION

Jeff Adrien, Connecticut, F, Sr., 6-7, 243, Brookline, Mass.

Earl Clark, Louisville, G/F, Jr., 6-8, 220, Rahway, N.J.

Dominic James, Marquette, G, Sr., 5-11, 185, Richmond, Ind.

*denotes unanimous selection

.909 winning percentage in the building. The .909 winning percentage ranks among the nation's best home court records over the last six years (see chart page 8). Pitt has won 45 of its last 54 Big East home games and is 40-9 against Big East opponents in the Petersen Events Center. Louisville is the only opponent

to defeat Pitt two different times in the Petersen Events Center on Feb. 24, 2008 (75-73 decision). Pitt also owns a 61-1 record vs. non-conference opponents in the Petersen Events Center. Pitt has also won 82 of its last 84 home games against regular season non-conference opponents.



PITT PLAYERS IN THE CAREER RECORDBOOKS

POINTS

2045	Charles Smith	1984-88
2033	Clyde Vaughan	1980-84
1914	Larry Harris	1974-78
1841	Don Hennon	1956-59
1840	Jason Matthews	1987-91
1753	Ricardo Greer	1997-01
1731	Billy Knight	1971-74
1671	Sam Clancy	1977-81
1642	Carl Krauser	2002-06
1633	Brian Shorter	1988-91
1581	Vonteego Cummings	1995-99
1555	Demetreus Gore	1984-88
1512	Julius Page	2000-04
1440	Brandin Knight	1999-03
1342	Jerry McCullough	1991-96
1330	Sam Young	2005-
1282	Sean Miller	1987-92
1274	Chevon Troutman	2001-05
1258	Jaron Brown	2000-04
1217	Jerome Lane	1985-88
1200	Curtis Aiken	1983-87
1175	Bob Lazor	1954-57
1164	John Riser	1954-57
1143	Kent Scott	1969-72
1127	Isaac Hawkins	1996-01
1115	Calvin Sheffield	1961-64
1114	Brian Generalovich	1961-64
1109	Aaron Gray	2003-07
1099	Donatas Zavackas	1999-03
1096	Ronald Ramon	2004-08
1067	Chris McNeal	1990-93
1057	Carlton Neverson	1978-81

1050	Julius Pegues	1955-58
1047	Rod Brookin	1986-90
1007	Darelle Porter	1987-91
959	Jason Maile	1992-97
946	Levance Fields	2005-
944	Dwayne Wallace	1978-82
930	Ed Pavlick	1952-55
930	Orlando Antigua	1991-95

THREE-POINT FIELD GOALS MADE

259	Jason Matthews	1987-91
239	Sean Miller	1987-92
233	Ronald Ramon	2004-08
210	Julius Page	2000-04
209	Brandin Knight	1999-03
196	Jason Maile	1992-97
190	Carl Krauser	2002-06
167	Jarrett Lockhart	1996-00
152	Jerry McCullough	1991-97
147	Donatas Zavackas	1999-03
134	Vonteego Cummings	1995-99
123	Levance Fields	2005-
119	Antonio Graves	2003-07
110	Andre Alridge	1992-96

THREE-POINT FIELD GOAL PERCENTAGE

.457	Jason Matthews	1987-91
.416	Sean Miller	1987-92
.409	Rod Brookin	1986-90
.405	Donatas Zavackas	1999-03
.395	Ronald Ramon	2004-08
.392	Jason Maile	1992-97
.386	Orlando Antigua	1991-95

.379	Antonio Graves	2003-07
.368	Carl Krauser	2002-06
.367	Garrick Thomas	1992-96
.354	Levance Fields	2005-
.358	Andre Alridge	1992-96
.337	Julius Page	2000-04

ASSISTS

785	Brandin Knight	1999-03
744	Sean Miller	1987-92
617	Darelle Porter	1987-91
568	Carl Krauser	2002-06
552	Jerry McCullough	1991-96
458	Vonteego Cummings	1995-99
436	Dwayne Wallace	1978-82
419	Levance Fields	2005-
378	Curtis Aiken	1983-87
373	Ricardo Greer	1997-01
363	Pete Strickland	1975-79
343	Billy Culbertson	1981-84
339	Ronald Ramon	2004-08
329	Keith Starr	1972-75
307	Tom Richards	1972-76
300	Demetreus Gore	1984-88
295	Jaron Brown	2000-04
284	Wayne Williams	1975-79
258	Andre Alridge	1992-97
244	Julius Page	2000-04

ASSISTS AVERAGE

6.2	Brandin Knight	1999-03
5.8	Sean Miller	1987-92
5.0	Darelle Porter	1987-91

5.0	Jerry McCullough	1991-96
4.5	Carl Krauser	2002-06
4.4	Vonteego Cummings	1995-99
4.4	Billy Culbertson	1981-84
4.3	Dwayne Wallace	1978-82
4.2	Keith Starr	1972-75
4.1	Levance Fields	2005-

ASSIST:TURNOVER RATIO

2.60	Levance Fields	2005-
2.32	Sean Miller	1987-92
2.04	Ronald Ramon	2004-08
1.95	Darelle Porter	1987-91
1.93	Brandin Knight	1999-03
1.88	Billy Culbertson	1981-84
1.80	Jerry McCullough	1991-96
1.53	Curtis Aiken	1983-87
1.49	Antonio Graves	2003-07

BLOCKED SHOTS

346	Charles Smith	1984-88
184	Eric Mobley	1991-94
170	Sam Clancy	1977-81
143	Isaac Hawkins	1996-01
130	Aaron Gray	2003-07
110	Chris Taft	2003-05
109	Bobby Martin	1987-91
108	Keith Armstrong	1982-87
105	Mark Blount	1995-97
96	Attila Cosby	1997-99
89	Jaime Peterson	1993-95
86	Sam Young	2005-
86	Chevon Troutman	2001-05

Pitt's 2007-08 season became a storybook in overcoming adversity as the Panthers battled injuries all season long. For the majority of the year, Pitt played with just eight scholarship players including four freshmen. Junior point guard Levance Fields returned to action for the season's final 13 games after missing 12 contests with a fractured fifth metatarsal in his left foot. Starting small forward Mike Cook (torn left ACL), who averaged 10.4 points per game, was sidelined for the season. Several other players were either playing with serious ailments or sidelined for the year.

At home, Pitt concluded its 2007-08 season with a 16-2 record and has won 23 of its last 25 home games.

Pitt has won 116 of its last 151 contests, 46 of its last 71 Big East regular season games and 88 of its last 94 non-conference games.

With 12 non-conference wins in 2007-08, Pitt notched its seventh consecutive 10-win non-conference season (12-1 in 2007-08, 13-2 in 2006-07, 11-0 in 2005-06, 10-1 in 2004-05, 14-0 in 2003-04, 10-1 in 2002-03 and 11-1 in 2001-02).

Additionally, Pitt has won 43 of its last 45 non-conference contests dating back to a January 2, 2005 loss to Bucknell. The three losses were at Wisconsin, vs. Oklahoma State in Oklahoma City and at Dayton.

YOUNG ENDS WEEK ON HOT STREAK

Over Pitt's last three games, Sam Young has averaged 24.0 points, 7.7 rebounds and 1.0 blocks per game. The senior also has converted 50 percent (27-54) of his field goals, 50 percent of his 3-pointers (6-12) and finished with four steals and seven assists. For his weekend efforts, he was named the Legends Classic Tournament Most Valuable Player.

Against Belmont, Young set a career-high with 33 points then followed it up with a 24-point performance vs. Texas Tech.

BLAIR IS A DOUBLE-DOUBLE MACHINE

Already this season, DeJuan Blair has totaled double-doubles in four of his six games played. For his career he has totaled 18 double-doubles.

He added another double-double with 15 points and 11 rebounds vs. Texas Tech in the Legends Classic.

YOUNG, BLAIR ENTER YEAR WITH ALL-AMERICA CONSIDERATION

Sam Young and DeJuan Blair both enter the season as All-America candidates. The duo was listed among preseason All-America candidates for the John Wooden Award and received consideration on the Associated Press All-America team.

In addition, several preseason magazines listed the duo among All-America teams.

A two-time Bob Cousy Award semifinalist, Levance Fields also has been mentioned for All-America honors.

BLAIR ON COVER OF SPORTS ILLUSTRATED PREVIEW ISSUE

DeJuan Blair was featured on the cover of the 2008 Sports Illustrated college basketball preview issue. Pictured with women's basketball player, Shavonte Zellous, the Pitt regional issue went out to households in Pennsylvania, Maryland, New Jersey, Washington, D.C., Delaware and Virginia.

THREE PITT PLAYERS GRACE COVERS OF VARIOUS PUBLICATIONS

Three Pitt players-Sam Young, DeJuan Blair and Levance Fields

WINNINGEST ACTIVE COACHES BY PCT.

(Records as of April 7, 2008)

Coach	2007-08 W-L	Previous W-L	Total W-L	Pct.
Roy Williams, North Carolina	36-3	523-134	559-137	.803
Mark Few, Gonzaga	25-8	209-51	234-59	.799
Bo Ryan, Wisconsin	31-5	525-157	556-162	.774
JAMIE DIXON, PITT	27-10	105-30	132-40	.767
Thad Matta, Ohio State	24-13	183-52	207-65	.761
Mike Krzyzewski, Duke	28-6	775-261	803-267	.750
Jim Boheim, Syracuse	21-14	750-264	771-278	.735
Rick Pitino, Louisville	27-9	494-182	521-191	.732
Lute Olson, Arizona	19-15	779-279	798-294	.731
Tubby Smith, Minnesota	20-14	386-146	406-160	.717

PITT'S LONGEST HOME COURT WIN STREAKS

Pitt's previous 13-game home win streak ranks among the school's all-time longest home win streaks. Streaks do not include contests played at Mellon Arena/Civic Arena. *27-game win streak includes Civic Arena games.

No	Streak	Dates
40	1/22/01-2/15/04	
*27	12/10/73-12/23/75	
25	12/10/73-12/23/75	
16	11/19/05-3/3/06	
14	1/31/87-1/25/88	
13	2/17/07-1/26/08	
12	11/14/06-1/21/07	
12	2/9/84-1/22/86	
11	1/2/64-12/4/65	
10	12/2/92-2/6/93	
9	3/6/04-1/2/05	
8	11/17/00-1/3/01	
7	2/6/62-12/7/63	
7	11/23/90-1/12/91	
7	11/20/91-2/10/92	

2008-09 SENIOR CLASS: WINNERS

Pitt's 2008-09 senior class of Tyrell Biggs, Levance Fields and Sam Young ranks among Pitt's all-time winningest classes. Here is where the threesomes ranks among Pitt's top four-year men's basketball periods:

Senior Class	W-L	Pct.
2004-05	108-25	.812
2005-06	104-27	.794
2003-04	107-30	.781
2006-07	105-30	.778
2008-09	88-26	.771
1930-31	80-27	.748
2007-08	101-35	.743
2002-03	89-40	.690
1987-88	81-41	.663
1988-89	81-42	.658
1989-90	78-45	.634
1981-82	74-45	.622
1986-87	75-47	.615

graced the cover of several different college basketball preseason publications. Young was featured on the covers of The Sporting News, Athlon and Lindy's, Fields was on the USA Today college basketball preview issue and Blair was on the

YEAR-BY-YEAR NON-CONFERENCE RECORDS

A look at Pitt's non-conference records since joining the Big East Conference:

Year	W-L	Pct.
1982-83	7-4	.636
1983-84	12-2	.857
1984-85	9-3	.750
1985-86	9-3	.750
1986-87	12-3	.800
1987-88	11-2	.846
1988-89	7-5	.583
1989-90	6-5	.545
1991-92	9-6	.600
1992-93	8-1	.889
1993-94	6-2	.750
1994-95	4-4	.500
1995-96	5-3	.625
1996-97	7-6	.538
1997-98	5-3	.625
1998-99	9-2	.818
1999-00	8-3	.727
2000-01	9-4	.692
2001-02	11-1	.917
2002-03	10-1	.909
2003-04	14-0	1.000
2004-05	10-1	1.000
2005-06	11-0	1.000
2006-07	13-2	.867
2007-08	12-1	.923
2008-09	5-0	1.000
Total	231-71	.765

PITT'S BEST HOME COURT WINNING PERCENTAGES

Pitt's 16-2 home record in 2007-08 ranks among the school's top home record percentages (modern era):

Year	W-L	Pct.
2002-03	16-0	1.000
1973-74	13-0	1.000
1974-75	10-0	1.000
2003-04	19-1	.950
2005-06	16-1	.941
2001-02	16-1	.941
1963-64	10-1	.909
1987-88	10-1	.909
1990-91	9-1	.900
2007-08	16-2	.889
2006-07	16-2	.889

cover of Sports Illustrated.

PITT'S BEST DEFENSIVE SEASONS

Pitt yielded 65.1 points per game in 2007-08. Here is where that mark ranks among the school's best defensive points per game averages:

PPG	Year	W-L
56.4	2003-04	31-5
59.2	2002-03	28-5
59.3	1951-52	10-12
60.9	2001-02	29-6
62.0	1950-51	9-17
62.8	2006-07	29-8
63.1	2005-06	25-8
63.5	2004-05	20-8
64.7	1983-84	18-13
64.8	1979-80	17-12
65.1	2007-08	27-10

TOP BIG EAST CONSECUTIVE WIN STREAKS

Here is a look at Pittsburgh's longest regular season conference win streaks:

Wins	Date
12	2/2/02-1/25/03
10	2/18/03-1/17/04
8	1/24/87-2/14/87
6	1/9/88-2/3/88
6	2/28/05-1/21/06
5	1/24/07-2/12/07
5	1/4/07-1/21/07
4	3/3/01-1/8/02
4	3/4/95-1/13/96
4	1/12/93-1/23/93
4	2/11/89-2/20/89
4	2/2/85-2/13/85
4	1/29/83-2/7/83

WASHINGTON STATE POST-GAME NOTES

- Pitt defeated Washington State 57-43 in the Legends Classic Championship Game. The Pitt team was awarded a championship trophy following the contest.
- Pitt's Sam Young was named the Legends Classic Tournament Most Valuable Player. DeJuan Blair earned All-Tournament honors.
- Pitt held Washington State to 43 points, the lowest scoring output for an opponent vs. the Panthers since Auburn was held to

PITT'S WINNINGEST SEASONS

A look at Pitt's all-time 20-win seasons (by victories):

Year	W-L
2003-04	31-5
2001-02	29-6
2006-07	29-8
2002-03	28-5
2007-08	27-10
1973-74	25-4
2005-06	25-8
1986-87	25-8
1987-88	24-7
1929-30	23-2
1927-28	21-0
1990-91	21-12
1930-31	20-4
2004-05	20-9
1981-82	20-10

PITT'S BEST BIG EAST RECORDS

A look at Pitt's best Big East regular season records (by victories):

W-L	Season
13-3	2003-04
13-3	2002-03
13-3	2001-02
12-4	2006-07
12-4	1987-88
12-4	1986-87
10-6	2005-06
10-6	2004-05
10-8	2007-08
10-8	1996-97
9-7	1990-91
9-7	1988-89

- 41 points on December 4, 2005.
- Pitt scored just 57 points in the game. The 57 points marked the lowest scoring output by Pitt since it scored 54 vs. Michigan State in the 2008 NCAA Tournament (March 22, 2008).
- Pitt finished with only seven assists on the evening. The seven assists marked the second lowest assist total in a game during the Jamie Dixon Era. Pitt registered just five assists vs. Louisville (March 6, 2008) and seven assists vs. Central Florida (March 19, 2004).
- The win gave Pitt its 11th win in the last 12 contests in the New Jersey-New York area. Over the

PETERSEN EVENTS CENTER NUMBERS

In its seventh basketball season, the Petersen Events Center has provided Pitt a tremendous homecourt advantage. Consider the following facts:

Total Games: 111 (100th all-time game: vs. Rutgers, Jan. 26, 2007)

Overall Record: 101-10 (.909)

Big East Record: 40-9 (.816)

Non-Conference Record: 61-1 (.984)

Most Consecutive Wins at the Petersen Events Center: 34 (11/23/02-2/29/04)

Most Consecutive Losses: 2 (two times)

Most Consecutive Non-Conference Wins: 33 currently (11/19/05-current), 28 (11/23/02-1/2/05)

Most Consecutive Non-Conference Losses: 1 (Bucknell)

Average Victory Margin: 18.4 points per game (7704-5846, 101 wins)

Average Non-Conference Victory Margin: 22.5 (4749-3374, 61 wins)

Average Margin of Loss: 5.4 points (Pitt: 634, Opp: 688, 10 losses)

Pitt Victories by 10 points or more: 79

Pitt Victories by 20 points or more: 45

Pitt Victories by 30 points or more: 15

Pitt Victories by 40 points or more: 4

Pitt Points Per Game: 73.7 ppg.

Opponents' Points Per Game: 58.1 ppg.

Opponents held to 60 points or less: 63 of 111

Opponents held to 70 points or less: 100 of 111

Big East Opponents held to 60 points or less: 18 of 49

Big East Opponents held to 70 points or less: 41 of 49

Non-Conference Opp. held to 60 points or less: 45 of 62

Non-Conference Opp. held to 70 points or less: 59 of 62

Most Consecutive Opponents held to 60 points or less: 9 (11/27/02-1/18/03)

Most Consecutive Opponents held to 70 points or less: 22 (1/17/04-2/23/05); 21 (11/23/02-12/13/03)

Most Points Scored by Pitt: 103 (Houston Baptist, 11/9/07)

Most Points Scored-Opponent: 97 (Notre Dame, 1/4/06)

Least Points Scored by Pitt: 46-OT (Syracuse, Feb. 29, 2004)

Least Points Scored-Opponent: 37 (Penn State, Dec. 6, 2003)

Largest Victory: 47 (Buffalo, Nov. 23, 2007, 92-45)

Largest Loss: 13, two times (Rutgers, Jan. 26, 2008, 77-64; Louisville, Feb. 12, 2007, 66-53)

Closest Win: 1, two times (West Virginia, Feb. 7, 2008; Georgetown, Jan. 25, 2003, 65-64)

Largest Big East Win: 36 (West Virginia, Feb. 12, 2003, 82-46)

Largest Big East Loss: 13 (Louisville, Feb. 12, 2007, 66-53)

Record vs. Ranked Teams (AP poll): 8-3

Record vs. Top-5 nationally ranked teams: 4-0

Record on Senior Day: 4-2

Record on Opening Day: 7-0

Overtime Record: 1-2

Double Overtime Record: 1-0

PITT'S LOSSES (10)

Date	Opponent	W/L	Pitt	Opp	Margin
Feb. 24, 2004	*Syracuse (OT)	L	46	49	-3
Jan. 2, 2005	Bucknell	L	66	69	-3
Jan. 5, 2005	*Georgetown	L	64	67	-3
Feb. 23, 2005	*West Virginia	L	66	70	-4
Feb. 26, 2005	*Connecticut	L	64	73	-9
March 3, 2006	*Seton Hall	L	61	65	-4
Jan. 21, 2007	*Marquette (OT)	L	74	77	-3
Feb. 12, 2007	*Louisville	L	53	66	-13
Jan. 26, 2008	*Rutgers	L	64	77	-13
Feb. 24, 2008	*Louisville	L	73	75	-2
	Total		634	688	-54

Note: Louisville is the only team to defeat Pitt two different times at the Petersen Events Center.

WHAT PITT RETURNS IN 2008-09

Category	Percent Returning
Last year's starters:	60% (3 of 5)
Last year's total starts:	61% (112 of 185)
Team's top-10 in minutes played:	67% (6 of 9)
Total minutes played:	66% (4297 of 7450)
Points scored:	73% (1983 of 2731)
Field goals made:	73% (724 of 997)
Field goal attempts:	70% (1523 of 2185)
3-point FG made:	44% (99 of 225)
3-point FG attempts:	49% (330 of 671)
Offensive rebounds:	85% (453 of 533)
Defensive rebounds:	79% (685 of 866)
Total rebounds:	81% (1138 of 1399)
Assists:	58% (335 of 578)
Blocked shots:	91% (114 of 125)
Steals:	71% (179 of 251)

PITTSBURGH CITY LEAGUE PLAYERS

DeJuan Blair becomes the first Pittsburgh City League player to compete for Pitt since Darelle Porter from 1987-91 and the first Schenley H.S. product to play for the Panthers since Wayne Williams from 1975-79. Here is a list of Pittsburgh City League players to play basketball for the Panthers *since 1962*:

Years	Player	Pos.	High School
1969-73	Cleveland Edwards	G	Fifth Avenue H.S.
1970-72	Chris Jones	F	Westinghouse H.S.
1971-74	Sam Fleming	G	Fifth Avenue H.S.
1971-75	Kirk Bruce	G	South Hills H.S.
1972-73	Leroy Freeman	G	Westinghouse H.S.
1973-77	Frank Boyd	G	Oliver H.S.
1974-76	Ralph McClelland	C	Allegheny H.S.
1974-75	Mel Bennett	C/F	Peabody H.S.
1975-79	Wayne Williams	G/F	Schenley H.S.
1976-78	Sonny Lewis	G	Schenley H.S.
1976-79	Kelvin Smith		Schenley H.S.
1977-81	Sam Clancy	F	Fifth Avenue H.S.
1984-86	Darryl Shepard	F	Peabody H.S.
1987-91	Darelle Porter	G	Perry Traditional H.S.
2007-08	DeJuan Blair	F/C	Schenley H.S.

NATION'S TOP HOMECOURT WINNING PERCENTAGES (LAST SIX SEASONS)

(Research is from the opening of Pitt's Petersen Events Center to March 9, 2009)

School	W-L	Pct.	07-08	06-07	05-06	04-05	03-04	02-03
Overall								
Wisconsin	95-6	.941	16-2	19-0	14-2	15-1	15-0	16-1
Southern Illinois	77-5	.939	12-3	12-0	11-2	15-0	13-1	14-0
Gonzaga	75-5	.938	13-1	13-2	15-0	13-0	11-0	10-2
Kansas	93-7	.930	20-0	16-2	14-2	15-1	15-1	13-1
Duke	87-8	.916	15-1	15-4	14-1	14-1	14-1	15-0
Michigan State	87-8	.916	17-0	18-1	12-2	14-1	12-2	14-2
PITT	96-10	.906	16-2	16-2	16-1	13-4	19-1	16-0
Memphis	96-10	.906	17-1	16-0	19-1	15-6	15-0	14-2
Connecticut	92-12	.885	16-1	15-5	16-0	14-3	17-1	14-2
Florida	87-14	.861	15-4	17-0	16-2	13-3	11-4	15-1
North Carolina	80-13	.860	14-2	15-1	13-4	15-0	12-2	11-4
Oklahoma State	78-13	.857	13-3	14-2	11-5	12-1	15-0	13-2
Illinois	77-13	.856	7-8	14-3	15-1	15-0	12-1	14-0
Kentucky	75-15	.833	14-4	14-2	10-5	14-1	11-2	12-1
Syracuse	91-19	.827	14-5	16-4	14-5	16-2	14-3	17-0
Arizona	76-18	.809	11-6	11-5	12-3	15-1	13-2	14-1

PITT IN THE NATIONAL RANKINGS

A look at where Pitt ranked among the nation's top-25 this season:

Date	AP	ESPN
Preseason	5	6
Nov. 17	6	6
Nov. 24	4	4
Dec. 1	3	3

ARV-also receiving votes

last seven years, Pitt improved to 28-9 in games played in the region.

- The win also improved Pitt to a combined 17-6 in neutral site games over the last three seasons.
- The win gave Pitt its seventh consecutive 7-0 start to a season.
- Sam Young led the Panthers with 15 points. Twelve of his 15 points were scored in the first half. Young has now reached double figure scoring in 50 of his last 55 games played. He has also registered 69 career double figure scoring contests.
- LeVance Fields scored 14 points in the contest, his 51st of his career.
- DeJuan Blair grabbed a game-high 10 rebounds, his 22nd double figure rebounding game. Blair has now grabbed at least 10 rebounds in five of Pitt's seven games this year.
- Jermaine Dixon finished with a season-high five rebounds.
- Washington State and Pitt met for the first time in series history.
- With the win, Pitt Head Coach Jamie Dixon improved to a perfect 31-0 in November games. Combining his November and December games, Dixon is now

PITT'S LEADING SCORERS (1999-08)

In 2007-08, Sam Young proved to be one of the top scorers at Pitt since the 1999-2000 season. Here is a look at where he ranks during that time period.

Player, Year	Avg.
Ricardo Greer, 1999-00	18.1
Sam Young, 2007-08	18.1
Ricardo Greer, 2000-01	16.6
Carl Krauser, 2004-05	16.0
Brandin Knight, 2001-02	15.6
Carl Krauser, 2003-04	15.4
Carl Krauser, 2005-06	15.0

64-3 in those contests. Dixon also improved to 67-4 all-time vs. non-conference opponents.

- Dixon is in his sixth season as head coach at Pitt and now owns a 139-40 overall record.
- Pitt limited Washington State to 43 points on the evening. The Panthers have limited each of their first seven opponents to less than 70 points. Since Jamie Dixon became head coach, Pitt has held 145 of its 179 opponents under 70 points.

DIXON CONTINUES WINNING TRADITION

Pitt's Jamie Dixon (139-40) is the first coach in school history to win 20 or more games in five consecutive seasons. Last year, he became the first head coach in school history to guide Pitt to five consecutive NCAA Tournaments. His 132 victories (2003-08) rank tied for the third most victories for a head coach after five seasons in NCAA Division I history (see chart, page 4). North Carolina State's Everett Case totaled 137 wins from 1947-51. Additionally, Dixon has led Pitt to Sweet Sixteen appearances in two of his first four seasons at Pitt

ALL-TIME COACHING WINS AT PITT

Jamie Dixon is quickly moving his way up Pitt's all-time coaching wins chart. Here is a look at where he stands.

Head Coach	Years	Record	Pct.
H.C. Carlson, 1922-53	31	367-247	.598
Robert Timmons, 1953-68	15	174-189	.479
Paul Evans, 1986-94	8	147-98	.600
JAMIE DIXON, 2003-07	6th	139-40	.777
Dr. George M. Flint, 1911-21	10	105-68	.607
Roy Chipman, 1980-86	6	102-76	.573
Charles "Buzz" Ridl, 1968-75	7	97-83	.539
Ben Howland, 1999-03	4	89-40	.690
Tim Grgurich, 1975-80	5	69-70	.496

WAITING IN THE WINGS

A key to Pitt's success over the past few seasons has been its ability to replace experienced and productive starters year after year. Here is a look at how Jamie Dixon has replaced experienced players with players "waiting in the wings":

2002-03 (251 career starts)

Brandin Knight (PG)
Ontario Lett (C)
Donatas Zavackas (PF)

2003-04 (289 career starts)

Julius Page (SG)
Jaron Brown (SF)

2004-05 (147 career starts)

Chevon Troutman (PF)
Chris Taft (C)
Mark McCarroll (SF)

2005-06 (122 career starts)

Carl Krauser (PG)

2006-07 (211 career starts)

Aaron Gray (C)
Antonio Graves (G)
Levon Kendall (PF)

2007-08 (147 career starts)

Ronald Ramon (G)
Keith Benjamin (G)
Mike Cook (SF)

2003-04 (31-5)

Carl Krauser (PG)
Chris Taft (C)
Chevon Troutman (PF)

2004-05 (20-9)

Ronald Ramon (SG)
Mark McCarroll (SF)

2005-06 (25-8)

Levon Kendall (PF)
Aaron Gray (C)
Antonio Graves (G)

2006-07 (29-8)

LeVance Fields (PG)

2007-08

DeJuan Blair (C)
Ronald Ramon (G)
Sam Young (PF)

2008-09

TBA
TBA
TBA

(2004 and 2007) and Big East Tournament title game appearances in four of his first five years as head coach (2004, 2006, 2007 and 2008). Dixon is one of only nine coaches in NCAA Division I history to win 100 or more games in the first four years of a coaching career. With his 100th career win against Seton Hall on Feb. 19, 2007, Dixon became the fastest coach in school history to reach 100 victories (see chart page 5). His accomplishment also ranks among NCAA Division I's all-time top-15 fastest coaches to reach 100 wins.

NON-CONFERENCE SUCCESS

Pitt has won 43 of its last 45 games against non-conference opponents. It is currently 7-0 this year and compiled a 12-1 non-conference slate in 2007-08. Pitt has now won 10-plus non-conference games in each of the last seven seasons (7-0 in 2008-09, 12-1 in 2007-08, 13-2 in 2006-07, 11-0 in 2005-06, 10-1 in 2004-05, 14-0 in 2003-04, 10-1 in 2002-03 and 11-1 in 2001-02). Pitt has compiled an 87-6 non-conference record over the last eight years.

Additionally, the Panthers are 61-1 overall (.984) against non-conference foes in the Petersen Events Center and have won 84 of their

last 85 home games against non-conference opponents.

HOME COURT SUCCESS

Pitt has won 23 of its last 25 games at the Petersen Events Center. Pitt owns a 101-10 record and .909 winning percentage in the seven-year old Petersen Events Center (16-0 in 2002-03, 19-1 in 2003-04, 13-4 in 2004-05, 16-1 in 2005-06, 16-2 in 2006-07, 16-2 in 2007-08, 5-0 in 2008-09).

Pitt also owns a 40-9 regular season record vs. Big East East opponents in the Petersen Events Center. Pitt opened the Petersen Events Center with 34 straight home wins.

PITT BACK IN TOP 10 FOR THE FIRST TIME SINCE DEC. 24, 2007

At No. 3 in the Associated Press and No. 3 in the ESPN/USA Today coaches' preseason polls, Pitt earned its highest ranking in the last two years. The No. 3 ranking is Pitt's highest rating since it was ranked consensus No. 2 on Dec. 11, 2006. For the first four weeks of the season, Pitt is back in the top-10 national rankings for the first time since December 24, 2007 when it defeated Duke.

The No. 5 ranking in the AP preseason poll was Pitt's highest since

2008-09 PITT PRESEASON RANKINGS/HONORS/AWARDS

PRESEASON RANKINGS & PREDICTIONS

(according to national publications and columns)

National Rankings

Slam Magazine-No. 2, Final Four
Blue Ribbon-No. 2
ESPN Magazine-No. 3
Lindy's-No. 3, Final Four
Rivals.com-No. 3
ACC Basketball Yearbook-No. 3
Joe Lunardi, ESPN Bracketology-No. 1 seed
Associated Press poll-No. 5
USA Today/ESPN coaches' poll-No. 6
ESPN.com-No. 6
Luke Winn, CNN'sI-No. 6
USBWA-No. 6
USA Today-No. 7, Elite Eight
Sports Illustrated-No. 7
Athlon-No. 7, Elite Eight
Gary Parrish, CBSsportsline-No. 8
The Sporting News-No. 9
Basketball Times-No. 9
Jeff Goodman, FoxSports.net-No. 10
Dick Vitale-No. 10
The Hoops Report-No. 19

Big East Conference Predictions

Blue Ribbon-No. 1
Lindy's-No. 2
The Sporting News-No. 3
Athlon-No. 4
USA Today-No. 4
Basketball Times-No. 4
Lindy's-Big East, nation's No. 1 league

INDIVIDUAL ACCOLADES

Top-10 Frontcourts

Pitt: No. 3 (DeJuan Blair, Sam Young, Tyrell Biggs), Rivals.com
Pitt: Big East's No. 2 ranked frontcourt, Blue Ribbon
Pitt: No. 6 (DeJuan Blair, Sam Young, Tyrell Biggs), CNN'sI

DeJuan Blair

Wooden Award nominee
AP All-America honorable mention
CollegeHoops.net Honorable Mention All-America
Athlon-Super Sophomores
Athlon-nation's No. 8 post man
Athlon-All-America honorable mention
Athlon-No. 29 overall ranking (Fantasy basketball)
Athlon-No. 7 power forward ranking (Fantasy basketball)
Athlon-All-Big East First Team
Rivals.com-nation's No. 9 ranked post player
Lindy's-nation's No. 4 ranked power forward
Lindy's-All-Big East First Team

Levance Fields

CNN'sI's Top-15 Seniors
Lindy's-All-Big East Second Team
Lindy's-nation's No. 6 ranked point guard
Rivals.com-nation's No. 5 ranked point guard
Athlon-nation's No. 9 ranked point guard

Athlon-No. 87 overall ranking (Fantasy basketball)
The Sporting News-Best in the Big East Under Pressure

Ashton Gibbs

The Sporting News-Top-100 All-East recruit

Nasir Robinson

Athlon-No. 67 national recruit
The Sporting News-Top-100 All-East recruit

Sam Young

Wooden Award nominee
AP All-America honorable mention
CNN'sI's Top-15 Seniors
CollegeInsider.com All-America
Sports Illustrated Second Team All-America
Blue Ribbon, Second Team All-America
CollegeHoops.net Fourth Team All-America
Blue Ribbon, First Team All-Big East
The Sporting News All-Big East First Team
USA Today-All-Big East First Team
Lindy's-All-Big East First Team
Lindy's-Big East's Most Entertaining Player
Lindy's-nation's No. 3 ranked small forward
Athlon-nation's No. 4 slasher
Athlon-All-America honorable mention
Athlon-No. 21 overall ranking (Fantasy basketball)

Athlon-No. 6 small forward ranking (Fantasy basketball)
Athlon-All-Big East Second Team

RECRUITING CLASSES

National Rankings

Hoopscooponline-No. 18
CBS College Sports-No. 33

Big East Conference

Athlon-No. 8
Rivals.com-No. 8
The Sporting News-No. 8

MAGAZINE COVERS/FEATURE PHOTOS

DeJuan Blair, Cover of Sports Illustrated regional edition
Sam Young, Athlon Regional cover
DeJuan Blair, featured prominently in Slam Magazine preview
Levance Fields, USA Today College Basketball Preview Cover
Sam Young, The Sporting News College Basketball Preview Cover
Sam Young, Lindy's College Basketball Preview Cover
DeJuan Blair, two-page feature in Basketball Times

COACHES RANKINGS

Hoopscooponline: Jamie Dixon, No. 15 head coach nationally
Hoopscooponline: Tom Herrion, No. 8 assistant coach nationally

Feb. 5, 2007 when it was ranked No. 5 in the ESPN/USA Today coaches' poll.

Since January 7, 2002, Pitt has been ranked among the nation's top-25 in 113 of the previous 122 national polls. Additionally, Pitt has been ranked among the nation's top-10 teams in each of the last seven seasons (2002-08).

In 2006-07, Pitt was ranked as high as No. 2 for two straight weeks. The No. 2 ranking marked the first time Pitt has been ranked as high in both polls since January 28, 2003. The No. 2 rankings also tied for the highest ranking in school history.

BACK-TO-BACK LOSSES, THREE CONSECUTIVE LOSSES A RARITY FOR PITT, DIXON

In 2007-08 and for only the second time since he became head coach, Jamie Dixon and Pitt lost

three consecutive games (Feb. 15-24, 2008): at Marquette, at Notre Dame and vs. Louisville. Dixon's teams have now only lost three in a row on two occasions: Feb. 20-Feb. 26, 2005 (at Villanova, West Virginia and Connecticut).

Pitt dropped back-to-back games at Marquette (Feb. 15, 72-54) and at Notre Dame (Feb. 21, 82-70) for the first time since December, 2006. It also marked just the sixth time since Jamie Dixon became head coach that the Panthers dropped back-to-back games in those five seasons.

Last year, Pitt avoided dropping back-to-back losses on five different occasions. In games played after losing a contest, Dixon's all-time record is 22-9.

CLOSE QUALITY LOSSES

Pitt had 10 losses in 2007-08:

vs. Michigan State (65-54), at West Virginia (76-62), Louisville (75-73), at Notre Dame (82-70), at Marquette (72-54), Connecticut (60-53), Rutgers (77-64), at Cincinnati (62-59), at Villanova (one point) and at Dayton (25 points). The West Virginia, Notre Dame, Marquette and Dayton games were by a large margin for Pitt standards.

Over the last five years, Pitt's 40 losses have come by a combined 291 points for a 7.3 average points per loss.

Since Jamie Dixon became head coach, only nine of his 40 losses during his five-year tenure—Pitt's 14-point loss at West Virginia (76-62), a 12-point loss at Notre Dame (Feb. 21, 2008), 18-point loss at Marquette (Feb. 15, 2008), 13-point loss to Rutgers (Jan. 26, 2008), a 25-point loss at Dayton (Dec. 29, 2007), its 23-point loss to

Georgetown (March 10, 2007), a 13-point loss to Louisville (66-53 on Feb. 12), its 14-point loss at Wisconsin (89-75 on Dec. 16, 2006) and a 12-point loss to Oklahoma State (63-51) in the 2004 NCAA Regional—came by more than 10 points.

Pitt's 18-point loss at Marquette on Feb. 15, 2008 was Pitt's largest Big East regular season loss since Dixon became head coach.

Amazingly, Dixon has dropped 18 of his 40 games by four points or less.

DIXON AND NON-CONFERENCE SUCCESS

Combining his November and December pre-conference games, Dixon owns a 64-3 record and is 67-4 overall vs. non-conference foes. Previously, Dixon won 45 consecutive games in November and December before dropping a contest at



No. 7 Wisconsin on Dec. 16, 2006.

NOVEMBER SUCCESS

Pitt Head Coach Jamie Dixon concluded his sixth November with a perfect 31-0 career record in November games.

DECEMBER SUCCESS

Pitt Head Coach Jamie Dixon begins his sixth December as head coach with a 33-3 record in December contests.

UNDER 70 DEFENSIVE MENTALITY

Defense has been a key ingredient to Pitt's success over the last eight seasons. Following are some defensive notes:

- In the early season, Pitt limited each of his first seven opponents to less than 70 points.
- In 2007-08, Pitt limited 27 of its 37 opponents to 70 points or less. The 10 opponents who scored over 70 points vs. Pitt in 2007-08 are: Washington (74 points on Dec. 8), Dayton (80 points on Dec. 29), Lafayette (75 points on Jan. 2), Rutgers (77 on Jan. 26), Marquette (72 on Feb. 15), Notre Dame (82 on Feb. 21), Louisville (75 on Feb. 24), Syracuse (77 on March 1), West Virginia (76 on March 3) and DePaul (79 on March 9).
- Combining the the last four seasons (2004-08), Pitt has limited 51 of its 66 Big East regular season opponents to 70 points or less.
- Since Jamie Dixon became head coach, Pitt has held 63 of its last 82 Big East regular season opponents to 70 points or less.
- Additionally, since Jamie Dixon became head coach, Pitt has held 145 of its 179 opponents under 70 points. Pitt's record is 139-40 during that span.

HOME SWEET HOME

In a *Sports Illustrated* poll, Big East Conference players voted Pitt's Petersen Events Center as the most difficult place to play in the league. Here are some facts to support that statement:

- Pitt has won 106 of its last 117 home games which includes a 40-game home win streak in 2004.

- Over the last eight seasons, Pitt is a combined 116-11 in home games (16-1 in 2001-02, 16-0 in 2002-03, 19-1 in 2003-04, 13-4 in 2004-05, 16-1 in 2005-06, 16-2 in 2006-07 and 16-2 in 2007-08, 4-0 in 2008-09). Its 19 home wins in 2003-04 set school record for most home victories in a season.

- Pitt has lost just 10 times in the Petersen Events Center and sports a 100-10 record (.909) in the seven-year old arena. The 10 losses are to Rutgers, Louisville two times, Connecticut, West Virginia, Syracuse, Bucknell, Georgetown, Seton Hall and Marquette. Louisville is the first and only opponent to defeat Pitt two times at the Petersen Events Center.

- Pitt won its first 34 consecutive games in the Petersen Events Center. The 34-game win streak to open the new arena ranks third all-time among winning streaks to open new arenas (51-UCLA in 1964, 41-Providence in 1971-72 and 34-Pitt, 2002-04).

- Pitt has won 45 of its last 53 Big East league home games and is 40-9 against Big East opponents in the Petersen Events Center.

- Pitt has won a school record 33 consecutive home games against non-conference opponents at the Petersen Events Center. Pitt won its 29th straight game vs. Fairleigh Dickinson on Nov. 14, 2008 and broke the record of 28 consecutive non-conference home wins recorded from Nov. 23, 2002-Jan. 2, 2005.

- Pitt owns a 61-1 record vs. non-conference opponents in the Petersen Events Center. Bucknell was the only non-conference team to defeat the Panthers.

- Pitt has won 82 of its last 84 home games against regular season non-conference home opponents. In addition, the Panthers are 86-2 in their last 88 regular season non-conference home games.

PITT-DUQUESNE SERIES

DUQUESNE (45-31)

Total Games: 76.
 At Petersen Events Center: 3-0.
 At Civic/Mellon Arena: 20-14.
 At Fitzgerald FH: 14-7.
 At Pitt Pavilion: 5-9.
 At Palumbo Center: 3-1.
 Eastern 8: 7-5.
 Eastern 8 Tourney: 1-0.
 Steel Bowl Games: 7-12.
 1-Point Games: 2-8.
 2-Point Games: 5-3.
 Games decided by 3 or less pts: 22.
 Most Points: 102 (12/19/92, 1/12/87).
 Fewest Points: 21 (1/13/32).
 Largest Win: 30 (12/4/04).
 Largest Loss: 34 (12/9/67).
 Win Streak: 9.
 Loss Streak: 4.

GP: 76; H: 29-16; A: 13-6; N: 4-8; OT: 1-1.

Date	Loc.	W/L	Pitt	DU
1/13/32	PP	L	21	28
1/13/33	PP	L	25	26
2/17/33	PP	L	24	25
1/12/34	PP	L	29	30
2/6/34	PP	W	31	29
1/4/35	PP	L	25	27
2/8/35	PP	W	35	34
2/8/36	PP	L	42	54
2/18/36	PP	W	46	41
2/10/37	PP	W	51	50
2/24/37	PP	L	30	31
1/12/38	PP	W	35	28
2/23/38	PP	L	37	39
1/28/39	PP	L	29	40
12/12/53	FFH	L	46	75
12/10/55	FFH	L	49	71
12/15/56	FFH	W	59	50
12/14/57	FFH	L	64	81
12/13/58	FFH	W	71	56
12/12/59	FFH	W	75	44
12/17/60	FFH	L	66	80
12/16/61	CA	L	70	73
12/15/62	CA	W	85	59
12/7/63	H+	W	69	67
12/10/66	CA	L	65	72
12/9/67	CA	L	66	100
12/7/68	CA	L	42	57
12/29/70	CA	W	70	58
12/30/71	CA	L	67	87
12/8/72	CA	L	61	67
12/7/73	CA	W	82	65
12/6/74	CA	L	94	100
12/5/75	CA	L	74	75
12/11/76	CA	L	78	79
2/12/77	FFH\$+	L	63	66
2/27/77	CAS	W	64	56
2/22/78	FFH\$	W	72	65
1/17/79	FFH\$	W	60	54
2/5/78	CAS	L	66	88
2/1/79	CAS	W	89	83
1/16/80	FFH\$	W	55	53
2/10/80	CAS	L	66	67
3/6/80	CA	L	63	65
2/4/81	FFH\$	W	60	53
2/15/81	A\$	L	64	66
3/7/81	CA8	W	64	60
1/14/82	FFH\$*	L	62	72
2/14/82	CAS*	W	69	68
3/2/82	FFH8	W	66	64
11/30/82	A	W	62	53
12/27/83	CA#	W	64	59
1/14/84	A	W	75	69
2/4/85	A	W	77	61
1/20/86	FFH	W	95	76
1/12/87	A	W	102	77
1/11/88	FFH	W	85	58
12/19/88	PC	L	76	80
12/18/89	FFH	W	92	87
12/19/90	CA	W	84	65
1/6/92	CA	W	93	69
12/19/92	CA	W	102	91
12/30/93	CA	W	77	66
12/19/94	CA	W	76	72
11/29/95	CA	W	84	73
12/21/96	CA	W	75	73
2/5/98	CA	L	69	80
1/25/99	CA	W	65	60
12/20/99	MA	W	74	56
12/21/00	MA	L	70	71
12/22/01	MA	W	78	63
11/23/02	PEC	W	82	67
12/3/03	PC	W	59	45
12/4/04	PEC	W	87	57
12/7/05	PC	W	71	60
12/6/06	PEC	W	73	56
12/5/07	PC	W	73	68

JAMIE DIXON COACHING NOTES

TCU '87 • SIXTH YEAR AS HEAD COACH (2003-08) • 10TH YEAR AT PITT (1999-2008)

HEAD COACHING ACHIEVEMENTS

- Guided team to school's second all-time Big East Championship title in 2008, becoming just the second squad in league history to win the title after winning four consecutive games.
- In 2007-08, became the first and only coach in school history to guide Pitt to five consecutive 20-win seasons and five straight 10-win Big East regular seasons, the only Big East program to achieve those goals in each of the last five years.
- First head coach in school history to lead Pitt to five straight NCAA Tournaments (2004, 2005, 2006, 2007 and 2008).
- Guided Pitt to two NCAA Sweet Sixteen appearances (2004 and 2007).
- His 132 wins rank tied for third among the all-time best starts to an NCAA Division I coaching career after five seasons.
- Concluded the 2007-08 season as the winningest coach in Big East history with a current .680 winning percentage in league games (66-31).
- Is one of only nine coaches in NCAA Division I history to win over 100 games during the first four seasons of a coaching career.
- Reached 100 wins at Pitt faster than any other coach in school history. Dixon needed only 126 games to reach the milestone. Only 14 coaches in the history of college basketball reached 100 career victories faster than Dixon.
- Advanced to the Big East Championship Final in four of his first five seasons as head coach at Pitt with a title in 2008.
- In 2003-04, became the first rookie head coach in Big East history to

both guide his team to the league's regular season title and earn Big East Coach of the Year honors. Dixon earned those accolades after leading the Panthers to their third consecutive Big East regular season title and second all-time outright Big East title.

- His 31 victories as a first-year head coach in 2003-04 ranks as the third all-time highest total in NCAA Division I history for a first-year head coach.
- Led Pitt on an 18-game win streak to begin his career and 2003-04 season, a streak which ranks as the third best start for a rookie head coach in NCAA history.
- Guided Pitt to the 2003-04 Big East outright regular season title in his rookie season as head coach.
- Ranks among the top-5 current winningest active coaches by percentage.

DIXON AS AN ASSISTANT

- Associate Head Coach, University of Pittsburgh (1999-2003).
- Assistant Coach, University of Hawaii (1998-99).
- Assistant Coach, Northern Arizona University (1994-98).
- Assistant Coach, University of Hawaii (1992-94).
- Graduate Assistant, UC-Santa Barbara (1991-92).
- Assistant Coach, Los Angeles Valley Junior College (1989-91).

DIXON COACHING TREE

- Dixon has had several coaches serve under him who have gone on to become head or assistant coaches at other schools: Barry Rohrssen, Head Coach-Manhattan; Mike Rice, Head Coach-Robert Morris; Joe Lombardi, Head Coach, Indiana (Pa.); Orlando

Antigua, Assistant Coach, Memphis; John Alesi, Assistant Coach-Manhattan; David Cox, Assistant Coach, Georgetown.

DIXON AS A PLAYER

- Played at Texas Christian University from 1984-87 under head coach Jim Killingsworth.
- All-Southwest Conference selection in 1987, SWC All-Academic selection and led the SWC in assists as a senior in 1986-87.
- Hit game-winning halfcourt shot to defeat Texas as a senior.
- Named MVP of the 1987 All-College Classic in Oklahoma City while guiding TCU to the title.
- Inducted into the TCU Athletic Hall of Fame, 2007.
- Played professionally in the Continental Basketball Association (Lacrosse Catbirds) and overseas in New Zealand.

DIXON AND HIS FAMILY

- Brother of the late Maggie Dixon, who served as head women's basketball coach at the United States Military Academy (2005-06) and as an assistant at DePaul. Maggie passed away in April, 2006). Dixon's Pitt men's team participated in the first Maggie Dixon Classic, held at West Point. The second Maggie Dixon Classic was held at Madison Square Garden as a women's only event. Jamie continues to organize the event, which has become one of the nation's premier events.
- Son of Jim & Marge Dixon who reside in Los Angeles. Sister Julie is an attorney in Los Angeles.
- Wife Jacqueline, son Jack Connor (June 2, 2002) and Shannon Iwalani (Feb. 24, 2004).

DIXON VERSUS OPPONENTS

Opponent	W-L
Akron	1-0
Alabama	1-0
Albany	1-0
Auburn	2-0
Belmont	1-0
Boston College	3-0
Boston U.	1-0
Bradley	0-1
Bucknell	0-1
Buffalo	2-0
Central Florida	1-0
Chicago State	1-0
Cincinnati	4-1
Connecticut	3-5
Coppin State	2-0
Dayton	1-1
Delaware State	1-0
DePaul	3-0
Duquesne	5-0
Duke	1-0
Fairleigh Dickinson	1-0
Florida A&M	1-0
Florida State	2-0
Georgetown	4-4
Georgetown (Ky.)	1-0
Georgia	1-0
Houston Baptist	1-0
Howard	1-0
Indiana (Pa.)	1-0
Lafayette	1-0
Louisville	4-2
Loyola (Md.)	1-0
Kent State	1-0
Maine	1-0
Marquette	3-4
Massachusetts	1-0
Memphis	1-0
Miami, Fla.	1-0
Miami, Ohio	1-0
Michigan State	0-1
Mississippi Valley State	1-0
Murray State	1-0
New Hampshire	1-0
North Carolina A&T	1-0
Northeastern	1-0
Notre Dame	5-1
Oakland	1-0
Oklahoma State	1-2
Oral Roberts	1-0
Pacific	0-1
Penn State	3-0
Providence	6-0
Richmond	1-0
Robert Morris	4-0
Rutgers	3-1
St. Francis (NY)	1-0
St. Francis (Pa.)	2-0
Saint Louis	1-0
St. John's	4-2
Saint Peters	1-0
Seton Hall	3-2
South Carolina	2-0
South Florida	2-0
Syracuse	6-2
Texas Tech	1-0
Toledo	1-0
UCLA	0-1
Washington	2-0
Washington State	1-0
West Virginia	6-4
Western Michigan	1-0
William & Mary	1-0
Wisconsin	2-1
Vermont	1-0
Villanova	4-3
Virginia Commonwealth	1-0
Virginia Tech	2-0
Wright State	1-0
Youngstown State	1-0

Career Record 139-40

DIXON BY THE YEARS (2003-08)

Year	Overall		Big East		BET		NCAA		Non-Conf.		Home	
	W-L	Pct.	W-L	Pct.	W-L	Pct.	W-L	Pct.	W-L	Pct.	W-L	Pct.
2003-04	31-5	.861	13-3	.813	2-1	.667	2-1	.667	14-0	1.000	19-1	.950
2004-05	20-9	.689	10-6	.625	0-1	.000	0-1	.000	10-1	.909	13-4	.765
2005-06	25-8	.758	10-6	.625	3-1	.750	1-1	.500	11-0	1.000	16-1	.941
2006-07	29-8	.783	12-4	.750	2-1	.667	2-1	.667	13-2	.867	16-2	.889
2007-08	27-10	.730	10-8	.556	4-0	1.000	1-1	.500	12-1	.923	16-2	.889
2008-09	7-0	1.000	0-0	.000	0-0	.000	0-0	.000	7-0	1.000	5-0	1.000
Career	139-40	.777	55-27	.670	11-4	.733	6-5	.545	67-4	.944	85-10	.895

JAMIE DIXON ERA HIGHS AND LOWS

PITT TEAM HIGHS & LOWS

Points:	High	103	vs. Houston Baptist (11/9/07)
		100	vs. Notre Dame (1/4/06)
		98	vs. DePaul (3/9/08)
	Low	42	vs. Georgetown (3/10/07)
		46	vs. Syracuse (2/29/04)
		50	at St. John's (1/21/06)
FG Made:	High	42	vs. Houston Baptist (11/9/07)
		42	vs. St. Francis (Pa.) (11/22/03)
		37	Two times
	Low	13	vs. Central Florida (3/19/04)
		16	vs. Georgetown (3/10/07)
		17	Four times
FG Att:	High	92	vs. Houston Baptist (11/9/07)
		79	vs. Penn State (12/10/05)
		67	Two times
	Low	38	at Cincinnati (1/24/07)
		39	vs. St. John's (2/8/05)
FG Pct.:	High	.674	vs. Kent State, 31-46 (3/17/06)
		.627	vs. St. Francis (Pa.), 42-67 (11/22/03)
		.625	vs. Florida State, 35-56 (11/24/06)
	Low	.262	vs. Georgetown, 16-61 (3/10/07)
		.295	vs. Central Florida, 13-44 (3/19/04)
		.297	at Dayton, 19-64 (12/29/07)
3FG Made:	High	14	vs. Albany (11/28/03)
		13	vs. Florida A&M (12/30/06)
		12	Three times
	Low	2	13 times
3FG Att.:	High	34	vs. Houston Baptist (11/9/07)
		31	vs. Florida A&M (12/30/06)
		29	vs. Albany (11/28/03)
		26	vs. Cincinnati (2/28/08)
	Low	6	vs. Rutgers (1/17/04)
		7	vs. Connecticut (3/13/04)
3FG Pct.:	High	.632	at Cincinnati, 12-19 (1/24/07)
		.625	vs. Lafayette, 10-16 (01/02/08)
		.625	vs. South Florida, 10-16 (1/7/07)
		.600	vs. Georgia, 6-10 (12/30/03)
	Low	.091	at Marquette, 1-11 (2/15/08)
		.100	at Connecticut, 2-20 (1/31/06)
		.118	vs. Robert Morris, 2-17 (11/29/06)
		.118	vs. Michigan State, 2-17 (03/22/08)
FT Made:	High	30	vs. Notre Dame (1/4/06)
		28	at Providence (3/2/04)
		27	vs. Marquette (3/8/07)
	Low	1	vs. New Hampshire (12/27/03)
		3	vs. St. Francis (Pa.) (11/22/03)
FT Att.:	High	46	vs. Notre Dame (1/4/06)
		42	vs. Memphis (12/7/04)
		41	vs. Marquette (3/8/07)
	Low	4	vs. New Hampshire (12/27/03)
		7	at West Virginia (2/27/06)
		7	at Connecticut (1/19/04)
FT Pct.:	High	.947	vs. Michigan State, 18-19 (03/22/08)
		.909	vs. Bradley, 10-11 (3/19/06)
		.903	at Providence, 28-31 (3/2/04)
		.889	at Connecticut, 16-18 (1/31/06)
		.882	at Syracuse, 15-17 (3/1/08)
	Low	.250	vs. New Hampshire, 1-4 (12/27/03)
		.333	vs. St. Francis (Pa.), 3-9 (11/22/03)
Rebounds:	High	59	vs. Houston Baptist (11/9/07)
		55	vs. Howard (11/20/04)
		53	vs. Loyola (Md.) (11/27/04)
		53	vs. Duke (12/20/07)
	Low	23	vs. Georgetown (1/13/07)
		24	vs. Lafayette (01/02/08)
		25	Two times
Assists:	High	31	vs. Houston Baptist (11/9/07)
		30	vs. Notre Dame (1/4/06)
		29	vs. St. Francis (Pa.) (11/22/03)
	Low	5	vs. Louisville (3/8/06)
		7	Two times
Steals:	High	16	vs. Houston Baptist (11/9/07)
		16	vs. Buffalo (11/23/07)
		12	vs. St. John's (1/18/05)
		0	vs. Oakland (11/19/06)
Blocks:	High	9	Six times
	Low	0	Three times
Turnovers:	High	25	vs. Howard (11/20/04)
		24	vs. Seton Hall (2/9/04)
		23	at Georgetown (2/24/04)
	Low	4	Louisville (2/24/08)
		6	four times
Fouls:	High	28	vs. Oklahoma State (12/21/06)
		28	vs. Wisconsin (12/16/06)
	Low	7	at Syracuse (1/4/06)

OPPONENT TEAM HIGHS & LOWS

Points:	High	97	vs. Notre Dame (1/4/06)
		95	vs. Oklahoma State (12/21/06)
		89	vs. Wisconsin (12/16/06)
	Low	37	vs. Penn State (12/6/03)
		38	vs. New Hampshire (12/27/03)
		41	vs. Auburn (12/4/05)
		41	vs. St. Francis (Pa.) (12/1/04)
FG Made:	High	34	vs. Notre Dame (1/4/06)
		33	at Miami (1/10/04)
		30	Two times
	Low	14	vs. Penn State (12/6/03)
		15	Six times
FG Att.:	High	83	vs. Notre Dame (1/4/06)
		73	vs. Syracuse (1/23/06)
		71	vs. Virginia Commonwealth (3/17/07)
	Low	38	at Georgetown (2/24/07)
		40	vs. Auburn (12/4/05)
		42	vs. UCLA (3/22/07)
		42	at South Carolina (12/28/05)
FG Pct.:	High	.609	vs. Georgetown, 28-46 (1/13/07)
		.588	at Syracuse, 30-51 (3/1/08)
		.577	vs. Louisville, 30-52 (2/24/08)
		.523	vs. Georgetown, 23-44 (3/10/07)
	Low	.263	vs. New Hampshire, 15-57 (12/27/03)
		.273	at Syracuse, 15-55 (1/24/04)
		.278	vs. St. John's, 15-54 (2/8/05)
3FG Made:	High	17	vs. Lafayette, 17-31 (1/02/08)
		14	vs. Notre Dame (1/4/06)
		14	vs. Notre Dame (2/12/05)
	Low	0	vs. Youngstown State (12/13/03)
		1	Four times
3FG Att.:	High	40	at West Virginia (2/5/05)
		36	at West Virginia (2/27/06)
		36	vs. Notre Dame (1/4/06)
	Low	6	vs. Bradley (3/19/06)
		8	vs. Oklahoma State (3/25/04)
3FG Pct.:	High	.727	vs. Virginia Tech, 8-11 (1/6/04)
		.636	vs. Washington, 7-11 (2/17/07)
		.571	at Louisville, 8-14 (1/15/06)
	Low	.000	vs. Youngstown State, 0-11 (12/13/03)
		.091	vs. Georgia, 1-11 (12/30/03)
FT Made:	High	32	vs. Oklahoma State (12/21/06)
		31	at Wisconsin (12/16/06)
		26	vs. Bradley (3/19/06)
		26	vs. Villanova (3/10/05)
	Low	1	vs. Albany (11/28/03)
		1	vs. William & Mary (1/3/04)
FT Att.:	High	44	at Wisconsin (12/16/06)
		38	vs. Oklahoma state (12/21/06)
	Low	1	vs. Albany (11/28/03)
		4	Two times
FT Pct.:	High	1.000	at Rutgers, 7-7 (1/8/05)
		1.000	vs. Robert Morris, 5-5 (11/24/04)
		.938	vs. Oklahoma State, 15-16 (3/25/04)
	Low	.167	vs. William & Mary, 1-6 (1/3/04)
		.200	vs. Auburn, 3-15 (12/4/05)
Rebounds:	High	47	vs. Oklahoma State (12/21/06)
		45	at Notre Dame (2/21/08)
		44	vs. Louisville (3/9/07)
	Low	18	vs. Georgetown (1/13/07)
		19	vs. William & Mary (1/3/04)
Assists:	High	22	at West Virginia (2/5/05)
		20	vs. Providence (2/25/06)
		20	at Syracuse (3/1/08)
	Low	2	vs. Boston College (3/12/04)
		5	vs. Chicago State (12/17/03)
		7	11 times
Steals:	High	12	vs. Georgetown College, Ky. (12/15/03)
		11	Four times
	Low	0	vs. Notre Dame (1/12/04)
		1	Six times
Blocks:	High	10	vs. Syracuse (1/23/06)
		9	at Connecticut (1/31/06)
		9	at Connecticut (1/19/04)
	Low	0	Eight times
Turnovers:	High	26	vs. Virginia Tech (1/6/04)
		25	vs. Buffalo (11/23/07)
		22	vs. Penn State (12/10/05)
	Low	3	at Rutgers (1/8/05)
		4	at West Virginia (2/5/05)
Fouls:	High	32	vs. Notre Dame (1/4/06)
		31	vs. Virginia Tech (3/11/04)
		30	vs. Akron (11/21/08)
	Low	9	vs. New Hampshire (12/27/03)
		10	at Georgetown (2/5/06)

PITT BASKETBALL PERSONALITY PROFILES

TYRELL BIGGS

- Lost close to 20 pounds during the summer of 2006, dropping to 240 from 260 pounds. Prior to the start of practice, Dixon rated him as the team's Most Improved Player.
- Has drawn comparisons to former Boston College power forward Craig Smith because of his size and playing style.
- Became the third consecutive Pitt player to earn Windy City Classic All-Star MVP honors during the Chicago All-Star Game. Chris Taft and Ronald Ramon were Pitt's two previous MVP winners.
- Nickname is T.J. or TBiggs.
- Stood 6-5 inches tall and weighed 230 pounds as an eighth grader.
- Has taken up golf, plays the piano and bowls.
- Pitt's team barber.
- Along with teammates Levance Fields and Gilbert Brown, loves to go bowling. He once competed in a bowling league.
- Named a McDonalds Top-100 All-America Team finalist.

DeJUAN BLAIR

- Nickname is the "Big Fella," or simply "Fella."
- Owns a 7-foot-2-inch wingspan.
- Grew up in a house just 600 yards from the Petersen Events Center.
- Has a picture in his room of Detroit's Ford Field, site of the 2009 NCAA Final Four.
- Attended high school a little over a mile from the Petersen Events Center (Schenley) and began attending Pitt Basketball camps in the seventh grade.
- Mother Shari Saddler averaged 20 points and 20 rebounds at Serra Catholic in the 1980's.
- Father Greg Blair played basketball at nearby Schenley H.S.
- After he committed to Pitt, he claimed that he knew the campus better than Pitt's coaching staff.
- Is the first Schenley High School player to play basketball at Pitt since Wayne Williams (1975-79) and Sonny Lewis (1976-78)

- Is the first Pittsburgh City League player to compete for Pitt since Darelle Porter (1987-91), who graduated from Perry Traditional H.S.
- Friend of former Pitt center Sam Clancy (1977-81). At 6-foot-7 inches tall, Clancy played center and averaged a double-double in each of his four seasons at Pitt.
- First dunk took place at Pittsburgh's Ammons Recreation Center as a 6-foot-4-inch eighth grader. Ammons Rec Center, located in Pittsburgh's Hill District, is where DeJuan learned to play the game. He also announced his commitment to Pitt in a press conference at Ammons.
- Favorite player is Shaquille O'Neal but models his game after Charles Barkley.
- Guided nearby Schenley High School to the 2007 state title and a 57-0 career record vs. Pittsburgh City League teams. Schenley went 103-16 when he played.
- Played on a USA Junior All-Star team that traveled through Europe with Pitt teammate Brad Wanamaker prior to their freshman year.
- Notable alums who attended Schenley High School: NBA All-Star Maurice Lucas, artist Andy Warhol, singer Vivian Reed, Washington Redskins running back Larry Brown, jazz musicians Stanley Turrentine, Ray Brown, Walt Harper, Harvard Law School's first African-American professor Derrick Bell, Cleveland Browns tight end Darnell Dinkins, professional wrestling's "living legend" Bruno Sammartino and Nobel laureate Clifford Shull.
- Competed at the Amare Stoudemire Skills Camp this summer.
- First Pitt player to appear on the cover of Sports Illustrated. Pitt assistant coach Brandin Knight was the last player to receive this consideration prior to the NCAA Tournament in 2003.

GILBERT BROWN

- Earned a medical hardship for the 2006-07 season after suffering multiple injuries and sickness.
- Owns a 38-inch vertical leap.
- Relative Troy Drayton played at Penn State.
- Played on the same South Kent Academy team as NBA Draft picks Andray Blatche and Dorell Wright.
- Hobbies and interests include bowling and singing.
- Competed at the Lebron James Skills Camp this summer.

JERMAINE DIXON

- Younger brother of current Washington Wizards player and former University of Maryland guard Juan Dixon. Dixon helped guide Maryland to the 2002 national championship.
- Raised by his brothers Phil and Juan Dixon after his mother died of AIDs. Basketball was the family's therapy. The family moved in with their grandmother.
- Originally from Baltimore, Md. but arrives at Pitt via Tallahassee Junior College where he starred for two seasons.
- Aunt is Sheila Dixon, current Mayor of Baltimore.

LEVANCE FIELDS

- Nickname is the "General" and/or "Lee-lee."
- Dropped nearly 15 pounds over the summer before his junior season.
- Dedicated his step-back, game-winning shot in overtime against Duke to his friend and teammate Mike Cook, who tore his ACL during the first minute of overtime in the same game. Cook and Fields are best friends.
- Cousin of St. John's point guard Eugene Lawrence.
- Played at the same high school (Xaverian) attended by former Pitt player and NBA player Chris Taft. Several other Big East play-

- ers attended Xaverian including Chris Mullin. Former Pitt associate head coach and current Manhattan coach Barry Rohrssen also attended Xaverian.
- Played in the Jordan Classic All-Star game at Madison Square Garden on April 16, 2005 and finished with 18 points, all in the second half.
- Committed to Pitt on Dec. 6, 2004, a day prior to Pitt's appearance in the Jimmy V. Classic at Madison Square Garden.
- As a high school senior, led Xaverian to eight consecutive wins en route to a state title game appearance.
- Named New York's Player of the Year by the *New York Daily News* and *Newsday*.
- Named a McDonalds Top-100 All-America Team finalist.
- Along with teammates Tyrell Biggs and Gilbert Brown, loves to go bowling.
- Competed at the Steve Nash Skills Camp this summer.

TIM FRYE

- Walk-on who majors in pre-Business.
- Is the first player at Pitt to wear No. 24 since walk-on Marcus Bowman (2002-05).
- Uncle Dave Frye played basketball at Providence and uncle Tom Albright played football at Indiana State.

ASHTON GIBBS

- Played at same high school as Pitt assistant coach and former point guard Brandin Knight (Seton Hall Prep). Gibbs has known Knight since childhood.
- Has known fellow Pitt players Travon Woodall and Nasir Robinson since the seventh grade. He played on an AAU team with Woodall.

PITT BASKETBALL PERSONALITY PROFILES

GARY MCGHEE

- Freshman from Anderson, Ind. who became interested in Pitt while visiting family in the Pittsburgh area during a summer.
- Father Gary McGhee competed in track & field at Indiana (1981-82).
- Cousin Aaron McGhee started at power forward and helped lead Oklahoma to the NCAA Final Four in 2002.
- Nickname is “Big G.”
- Spent his official visit at Pitt with Aaron Gray. Gray and McGhee are and were in similar stages in their basketball development.

DWIGHT MILLER

- Has only played competitive basketball for four years.
- Is the second player to play at Pitt from the Bahamas. Doyle Hudson (2005-07) was the first.
- Carries an old ragged FIBA basketball around campus because he says: “you never know when you’ll find a game or an open basket.”
- Guardian, guide and father figure is Frank Rutherford, the first Bahamas native to win an Olympic medal (1992 bronze medal in the triple jump). Rutherford operates the Frank Rutherford Elite athletic Development Foundation (FREAD), an organization which develops and assists Bahamian student-athletes in their quest to obtain an education in the United States. Some of FREAD’s success stories include Baltimore Ravens and former Washington State wide receiver Devard Darling, the late Florida State defensive tackle Devaughn Darling, USC forward Jeremy Barr and Miami (Fla.) offensive lineman Ian Symonette.
- Trains over the summer with former Houston Rockets center Hakeem Olajuwon and considers him his mentor.
- Pitt discovered Miller at an AAU event in 2007 while scouting another player. Miller burst onto the recruiting scene at the ReebokU

Camp, earning the camp’s unsung player award.

- Played baseball as a youngster.

NASIR ROBINSON

- Nickname is “Nas” and “The Warrior.”
- The name Nasir is Arabic for “helper” or “success and victory.”
- Played in the high school state championship game as a junior against DeJuan Blair’s Schenley team. Blair’s team won the game but Robinson guided his Chester team to the 2008 state title as a senior with a 33-1 overall record. His team earned the nation’s No. 3 ranking by *USA Today*.
- Played high school basketball at Chester H.S. Other Chester grads include Orlando Magic standout Jameer Nelson and Wisconsin head coach Bo Ryan.
- Has known fellow Pitt players Ashton Gibbs and Travon Woodall since the seventh grade.

RYAN TIESI

- Joined the Pitt basketball team in January, 2008 as a sophomore walk-on. Pitt needed guards for practice after suffering injuries to Mike Cook and LeVance Fields. Tiesi was unable to compete as per transfer rules in 2007-08. A Pittsburgh native, Tiesi transferred to Pitt prior to the Fall 2007 semester. Figuring his basketball career was over, Tiesi went from watching Pitt games in the Oakland Zoo to earning a roster spot on the team.
- Transferred to Pitt prior to the Fall, 2007 semester after playing his freshman season at NCAA Division II Bellarmine University in Louisville, Ky. Played the 2006-07 season at Bellarmine.
- Discovered by Pitt Video Coordinator Brian Regan.
- Interests include golf.
- Interned at PricewaterhouseCoopers, a tax and advising agency while practicing with the basketball team in 2008.

- University Scholar in the College of Business Administration and majors in accounting.
- Father played football at Clarion University (Pa.).

BRAD WANAMAKER


- Played on a USA Junior All-Star team that traveled Europe with Pitt teammate DeJuan Blair.
- Has a twin brother Brian, who played on his high school and AAU teams. Brian played collegiately in 2007-08 at Central Connecticut State in the Northeast Conference. He is transferring this season.
- Invited to compete for a roster spot on the USA Basketball Under-19 World Championship team during the summer of 2007.
- Pitt senior Mike Cook played in his AAU program, Positive Image.
- Philadelphia Inquirer and Philadelphia Daily News Player of the Year in 2007.

TRAVON WOODALL

- Teammates call him a “born leader.”
- Played his high school ball for head coach Bob Hurley at St. Anthony’s High School, the nation’s No. 1 ranked team. St. Anthony’s finished a perfect 32-0 was named national champions by *USA Today* last year.
- Introduced to basketball by his cousin Khalief Woodall, who was tragically killed at age 11.
- Has known fellow Pitt players Ashton Gibbs and Nasir Robinson since the seventh grade. He played on an AAU team with Gibbs.
- Best friends on another college team include Giovanni Fontan (Fordham), Mike Rosario (Rutgers), Tyshawn Taylor (Kansas), Alberto Estwick (Fordham) and A.J. Rogers (Saint Joseph’s). All six played at St. Anthony’s.
- Originally from Brooklyn, N.Y. but resides in Paterson, N.J.

SAM YOUNG

- Inspiration for playing the piano and taking lessons comes from his blind brother Michael Spriggs. Spriggs competed in high school in both wrestling and judo. Sam has taken several piano courses at both Pitt and in high school. He was also featured while playing the piano on ESPN during Pitt’s game at Syracuse in 2007. Sam often plays piano in hotel lobbies on Pitt road trips.
- Poet who recites his poems at open mike night at a local coffee-house. Has written 23 different poems and has been approached by a book publisher. Most of the poems center around his desire for playing basketball.
- Gym rat who can play basketball all day long. Has even been seen sleeping in the Petersen Events Center lockerroom after a full day of working on his game.
- Played football as a youngster and didn’t pick up basketball until the ninth grade.
- Named the 2004-05 National Prep School Player of the Year by Scout.com.
- Has drawn comparisons to former Villanova forward Curtis Sumpter because of his size and playing style.
- Favorite sports figure is Michael Jordan and also sports his number 23.
- Interested in gymnastics because of his natural ability. When Young was visiting Pitt on his recruiting trip, the coaches took him on a tour of the athletic facilities. When he saw the gymnastics equipment, he started doing several tricks and backflips.
- Also performed a gymnastics routine for ESPN prior to a game in 2005-06.
- Prior to his senior season at Friendly H.S., promised his coach that he would do back flips if his team won the state title, then held true on his promise after he led the team to the championship.
- Owns a 35-inch vertical leap.
- Competed at the LeBron James Skills Camp this summer.



5 • TYRELL BIGGS

FORWARD • 6-8 • 250 • SR • 3L • NANUET, N.Y./DON BOSCO PREP (N.J.)

CAREER

- Played in 80 consecutive games with eight career starts including each of the seven games this year at power forward.

2008-09

- Started all seven games at power forward.
- Reached double figures in two games on year and double figure rebounding in one.
- Finished with nine points and eight rebounds in a career-high 32 minutes vs. Texas Tech, 11/28.
- Scored 10 points (3-6 FG) vs. Indiana, Pa., 11/22.
- Notched career-highs of 11 rebounds and seven offensive rebounds, scored six points in 29 minutes vs. Akron, 11/21.
- Scored 10 points (4-7 FG) vs. Miami, Ohio, 11/17
- Made start in season opener, his first start since starting against Toledo on 12/1/07.

CAREER HIGHS

Points: 19, Lafayette, 1/2/08.
 FG made: 9, Lafayette, 1/2/08.
 FG attempts: 11, Lafayette, 1/2/08.
 3FG made: 2, Miami, Ohio, 11/17/08.
 3FG attempts: 3, two times- last vs. Indiana, Pa., 11/22/08.
 FT made: 8, Villanova, 1/30/08.
 FT attempts: 12, Villanova, 1/30/08.
 Rebounds: 11, two times- Akron, 11/21/08; Toledo, 12/1/07.
 Off. Rebs.: 7, Akron, 11/21/08.
 Def. Rebs.: 6, four times- last vs. Texas Tech, 11/28/08.
 Assists: 3, Houston Baptist, 11/9/07.
 Steals: 2, four times- last vs. Texas Tech, 11/28/08.
 Blocks: 2, five times- last at St. John's, 1/23/08.
 Minutes: 32, vs. Texas Tech, 11/28/08.

2008-09 SEASON HIGHS

Points: 10, two times, last Indiana, Pa., 11/22.
 Rebounds: 11, Akron, 11/21.
 Assists: 2, FDU, 11/14.
 Steals: 2, two times.
 Blocks: 1, two times.
 Minutes: 32, vs. Texas Tech, 11/28.

CAREER NUMBERS

Double-Doubles: 0
 Points-Rebounds: 0
 Points-Assists: 0
 20+ point games: 0
 10+ point games: 10
 10+ rebound games: 3
 5+ rebound games: 16
 5+ assist games: 0
 30+ minute games: 2
 40+ minute games: 0

TYRELL BIGGS' CAREER STATISTICS

OVERALL STATISTICS

SEASON	TEAM	GP-GS	MIN	TOTAL		3-POINTERS		REBOUNDS				PF-FO	Δ	TO	BLK	ST	PTS-AVG							
				FG-FGA	PCT	FG-FGA	PCT	FT-FTA	PCT	OFF-DEF	TOT-AVG													
2005-06	Pitt	31-0	254	23	59	.390	0	0	.000	10	13	.769	15	20	35	1.1	29	0	4	13	8	3	56	1.8
2006-07	Pitt	37-0	415	49	98	.500	4	15	.267	18	28	.643	22	46	68	1.8	55	1	24	17	5	8	120	3.2
2007-08	Pitt	37-1	740	78	165	.473	2	11	.182	40	66	.606	77	76	153	4.1	84	1	18	34	15	10	198	5.4
2008-09	Pitt	7-7	174	22	44	.500	4	9	.444	9	14	.643	16	18	34	4.9	17	1	5	5	3	7	57	8.1
	Career	112-8	1583	172	366	.470	10	35	.286	77	121	.636	130	160	290	2.6	185	3	51	69	31	28	431	3.8

BIG EAST STATISTICS

SEASON	TEAM	GP-GS	MIN	TOTAL		3-POINTERS		REBOUNDS				PF-FO	Δ	TO	BLK	ST	PTS-AVG							
				FG-FGA	PCT	FG-FGA	PCT	FT-FTA	PCT	OFF-DEF	TOT-AVG													
2005-06	Pitt	16-0	96	7	26	.269	0	0	.000	8	10	.800	8	10	18	1.1	12	0	2	4	1	0	22	1.4
2006-07	Pitt	16-0	139	16	34	.471	3	8	.375	8	14	.571	9	15	24	1.5	23	1	7	9	1	1	43	2.7
2007-08	Pitt	18-0	346	34	82	.415	2	4	.500	18	30	.600	35	33	68	3.8	36	0	5	15	7	5	88	4.9
	Career	50-0	581	57	142	.401	5	12	.417	34	54	.630	52	58	110	2.2	71	1	14	28	9	6	153	3.1



2 • LEVANCE FIELDS

POINT GUARD • 5-10 • 190 • SR • 3L • BROOKLYN, N.Y./XAVIERIAN

CAREER

- All-America, All-Region and All-Big East candidate.
- Three-time Bob Cousy Award candidate.
- Career assist:turnover ratio of 2.60 stands as the school record.
- Record as a starter: 59-12 (.827 winning percentage).

2008-09

- Owns assist:turnover ratio of 4.89 (44 assists/9 turnovers).
- Reached double figure scoring in five games on year.
- Scored 14 points including 11 in the second half in the Legends Classic title game vs. Washington State, 11/29.
- Scored 17 points (6-8 FG/4-5 3FG) with five rebounds and six assists vs. Belmont, 11/25.
- Finished with 19 points (career-high 12-14 FT) vs. Akron, 11/21.
- Registered first career double-double with a career-high 12 assists and 12 points vs. Miami, Ohio, 11/17.
- Scored 15 points with assists in season opener vs. FDU, 11/14.

CAREER HIGHS

Points: 24, at Syracuse, 1/4/07.
 FG made: 9, at Syracuse, 1/4/07.
 FG attempts: 15, at Syracuse, 1/4/07.
 3FG Made: 6, at Cincinnati, 1/24/07.
 3FG attempts: 8, two times- last at Syracuse, 3/1/08.
 FT made: 12, Akron, 11/21/08.
 FT attempts: 14, two times- Akron, 11/21/08; Notre Dame, 1/4/06.
 Rebounds: 9, two times- DePaul, 3/9/08; at Marquette, 3/3/07.
 Off. Rebs.: 3, two times- last vs. Bradley, 3/19/06.
 Def. Rebs.: 8, two times- last DePaul, 3/9/08.
 Assists: 12, Miami, Ohio, 11/17/08.
 Blocks: 1, three times.
 Steals: 4, at Syracuse, 1/4/07.
 Minutes: 41, vs. Oklahoma State, 12/21/06.

2008-09 SEASON HIGHS

Points: 19, Akron, 11/21.
 Rebounds: 5, Belmont, 11/25.
 Assists: 12, Miami, Ohio, 11/17.
 Steals: 1, three times.
 Blocks: 1, Akron, 11/21.
 Minutes: 34, Belmont, 11/25.

CAREER NUMBERS

Double-Doubles: 1
 Points-Rebounds: 0
 Points-Assists: 1
 20+ point games: 5
 10+ point games: 51
 10+ assist games: 1
 10+ rebound games: 0
 5+ rebound games: 24
 5+ assist games: 41
 30+ minute games: 44
 40+ minute games: 2


LEVANCE FIELDS' CAREER STATISTICS

OVERALL STATISTICS

SEASON	TEAM	GP-GS	MIN	TOTAL			3-POINTERS			REBOUNDS				PE-FO	A	TO	BLK	ST	PTS-AVG					
				FG-FGA	PCT	FT-FTA	PCT	FG-FGA	PCT	OFF-DEF	TOT-AVG													
2005-06	Pitt	33-4	715	77	157	.490	32	74	.432	38	57	.667	15	53	68	21	27	0	73	37	1	26	224	68
2006-07	Pitt	37-37	1094	112	272	.412	52	146	.356	63	83	.759	19	115	134	3.6	49	2	169	70	1	39	339	92
2007-08	Pitt	25-23	773	98	258	.380	28	101	.277	74	104	.712	20	78	98	3.9	37	1	133	45	0	28	298	11.9
2008-09	Pitt	7-7	203	25	57	.439	11	26	.423	24	29	.828	2	15	17	2.4	9	0	44	9	1	3	85	12.1
	Career	102-71	2785	312	744	.419	123	347	.354	199	273	.729	56	261	317	3.1	122	3	419	161	3	96	946	9.3

BIG EAST STATISTICS

SEASON	TEAM	GP-GS	MIN	TOTAL			3-POINTERS			REBOUNDS				PE-FO	A	TO	BLK	ST	PTS-AVG					
				FG-FGA	PCT	FT-FTA	PCT	FG-FGA	PCT	OFF-DEF	TOT-AVG													
2005-06	Pitt	16-0	331	33	72	.458	12	36	.333	18	28	.643	5	23	28	1.8	17	0	34	19	0	14	96	6.0
2006-07	Pitt	16-16	489	53	121	.438	26	69	.377	31	40	.775	10	48	58	3.6	27	2	65	31	1	17	163	10.2
2007-08	Pitt	7-5	215	22	74	.297	6	28	.214	18	23	.783	9	18	27	3.9	15	1	37	12	0	6	68	9.7
	Career	39-21	1035	108	267	.404	44	133	.331	67	91	.736	24	89	113	2.9	59	3	136	62	1	37	327	8.4



23 • SAM YOUNG

FORWARD • 6-6 • 220 • SR • 3L • CLINTON, MD./HARGRAVE MILITARY ACADEMY/FRIENDLY H.S.

CAREER

- All-America, All-Region and All-Big East candidate.
- Played in 114 consecutive games with starts in each of the last 44 contests.
- Became the 35th player in school history to score over 1,000 career points.
- Reached double figure scoring in 50 of his last 54 games played.

2008-09

- Preseason All-America selection by Sports Illustrated, College Insider.com, Blue Ribbon, CollegeHoops.net and honorable mention Associated Press honors.
- Wooden All-America nominee.
- Preseason All-Big East First Team selection.
- Reached double figure scoring in six games on year.
- Named the Legends Classic Most Valuable Player.
- Scored 15 points, grabbed eight rebounds and blocked two shots vs. Washington State, 11/29.
- Finished with 24 points (9-25 FG) with eight rebounds and four assists vs. Texas Tech, 11/28.
- Poured in a career-high 33 points including 18 in the second half, hit a career-high 13-17 field goals and grabbed seven rebounds vs. Belmont, 11/25. The 33 points tied for the highest individual scoring effort in the Dixon/Howland Era and set a new Pitt Petersen Events Center record.
- Scored 26 points (9-14 FG) with six rebounds vs. Akron, 11/21.
- Scored 14 points with seven rebounds vs. Miami, Ohio, 11/17.

CAREER HIGHS

Points: 33, Belmont, 11/25/08.
 FG made: 13, Belmont, 11/25/08.
 FG attempts: 25, vs. Texas Tech, 11/28/08.
 3FG Made: 4, two times- Seton Hall, 1/12/08; North Carolina A&T, 11/10/07.
 3FG attempts: 6, four times- last vs. Texas Tech, 11/28/08.
 FT made: 8, Seton Hall, 1/12/08.
 FT attempts: 12, two times-last Seton Hall, 1/12/08.
 Rebounds: 12, four times-last vs. Louisville, 3/13/08.
 Off. Rebs.: 6, at South Carolina, 12/28/05.
 Def. Rebs.: 9, Notre Dame, 1/4/06.
 Assists: 5, Louisville, 2/24/08.
 Steals: 5, Cincinnati, 2/27/08.
 Blocks: 4, three times- last vs. Michigan State, 3/22/08.
 Minutes: 40, vs. Louisville, 3/13/08.

2008-09 SEASON HIGHS

Points: 33, Belmont, 11/25.
 Rebounds: 8, two times.
 Assists: 4, two times.
 Steals: 2, three times.
 Blocks: 2, two times.
 Minutes: 36, Belmont, 11/25.

CAREER NUMBERS

Double-Doubles: 6
 Points-Rebounds: 6
 Points-Assists: 0
 30+point games 1
 20+ point games: 20
 10+ point games: 69
 10+ assist games: 0
 10+ rebound games: 6
 5+ rebound games: 56
 5+ assist games: 0
 30+ minute games: 42
 40+ minute games: 1


SAM YOUNG'S CAREER STATISTICS

OVERALL STATISTICS

SEASON	TEAM	GP-GS	MIN	TOTAL			3-POINTERS			REBOUNDS				PF-FO	A	TQ	BLK	ST	PTS-AVG					
				FG-FGA	PCT	PCT	FG-FGA	PCT	FT-FTA	PCT	OFF-DEF	TOT-AVG												
2005-06	Pitt	33-3	672	98	188	.521	4	21	.190	61	88	.693	59	85	144	4.4	45	0	28	50	20	22	261	7.9
2006-07	Pitt	37-2	637	103	225	.458	13	42	.310	46	77	.597	47	64	111	3.0	60	1	25	42	17	21	265	7.2
2007-08	Pitt	37-37	1187	254	505	.503	44	115	.383	116	168	.690	83	149	232	6.3	73	1	45	87	42	41	668	18.1
2008-09	Pitt	7-7	210	53	102	.520	9	26	.346	21	34	.618	11	31	42	6.0	4	0	14	15	7	8	136	19.4
	Career	114-49	2706	508	1020	.498	70	204	.343	244	367	.665	200	329	529	4.6	182	2	112	194	86	92	1330	11.7

BIG EAST STATISTICS

SEASON	TEAM	GP-GS	MIN	TOTAL			3-POINTERS			REBOUNDS				PF-FO	A	TQ	BLK	ST	PTS-AVG					
				FG-FGA	PCT	PCT	FG-FGA	PCT	FT-FTA	PCT	OFF-DEF	TOT-AVG												
2005-06	Pitt	16-0	322	43	91	.473	1	10	.100	36	54	.667	30	45	75	4.7	15	0	10	21	9	6	123	7.7
2006-07	Pitt	16-2	282	41	95	.432	7	18	.389	12	21	.571	21	29	50	3.1	23	0	9	20	7	9	101	6.3
2007-08	Pitt	18-18	591	128	259	.494	24	61	.393	50	79	.633	34	68	102	5.7	35	1	29	39	15	19	330	18.3
	Career	50-20	1195	212	445	.476	32	89	.360	98	154	.636	85	142	227	4.5	73	0	48	80	31	34	554	11.1



II • GILBERT BROWN

GUARD/FORWARD • 6-6 • 200 • SO* • IL • HARRISBURG, PA./SOUTH KENT PREP (CONN.)

CAREER

- Played in 43 career games with 15 starts.
- Earned medical hardship for 2006-07 season after suffering several injuries.

2008-09

- Missed the season's first four games due to a stress fracture in left foot.
- Scored 10 points (4-6 FG) with eight rebounds and two assists in 25 minutes vs. Texas Tech, 11/28.
- Saw first action of the season vs. Belmont, 11/25.

CAREER HIGHS

Points: 16, Rutgers, 1/26/08.
 FG made: 6, three times- last vs. Oral Roberts, 3/20/08.
 FG attempts: 11, Rutgers, 1/26/08.
 3FG Made: 2, seven times- last vs. Georgetown, 3/15/08.
 3FG attempts: 5, Rutgers, 1/26/08.
 FT made: 4, four times- last Providence, 2/12/08.
 FT attempts: 7, at Connecticut, 2/2/08.
 Rebounds: 8, two times- vs. Texas Tech, 11/28/08; vs. Louisville, 3/13/08.
 Off. Rebs.: 4, DePaul, 3/9/08.
 Def. Rebs.: 5, two times- vs. Texas Tech, 11/28/08; vs. Duke, 12/20/07.
 Assists: 5, Providence, 2/12/08.
 Steals: 2, two times- last vs. Duke, 12/20/07.
 Blocks: 3, at Villanova, 1/6/08.
 Minutes: 35, two times- vs. Louisville, 3/13/08; at Connecticut, 2/2/08.

2008-09 SEASON HIGHS

Points: 10, Texas Tech, 11/28.
 Rebounds: 8, Texas Tech, 11/28.
 Assists: 2, Texas Tech, 11/28.
 Steals: 1, two times.
 Blocks: 1, Belmont, 11/25.
 Minutes: 25, Texas Tech, 11/28.

CAREER NUMBERS

Double-Doubles: 0
 Points-Rebounds: 0
 Points-Assists: 0
 20+ point games: 0
 10+ point games: 12
 10+ rebound games: 0
 5+ rebound games: 7
 5+ assist games: 1
 30+ minute games: 7
 40+ minute games: 0


GILBERT BROWN'S CAREER STATISTICS

OVERALL STATISTICS

SEASON	TEAM	GP-GS	MIN	TOTAL			3-POINTERS			REBOUNDS				PF-FO	A	TO	BLK	ST	PTS-AVG					
				FG-FGA	PCT		FG-FGA	PCT		FT-FTA	PCT	OFF-DEF	TOT-AVG											
2006-07	Pitt	3-0	13	1	4	.250	0	1	.000	0	0	.000	1	1	2	0.7	1	0	0	2	0.7			
2007-08	Pitt	37-15	815	86	184	.467	19	78	.244	51	68	.750	40	73	113	3.1	75	1	57	33	10	25	242	6.5
2008-09	Pitt	3-0	63	6	15	.400	1	4	.250	5	7	.714	5	10	15	5.0	6	0	3	6	1	2	18	6.0
Totals		43-15	891	93	203	.458	20	83	.241	56	75	.747	46	84	130	3.0	82	1	61	39	11	27	262	6.1

BIG EAST STATISTICS

SEASON	TEAM	GP-GS	MIN	TOTAL			3-POINTERS			REBOUNDS				PF-FO	A	TO	BLK	ST	PTS-AVG					
				FG-FGA	PCT		FG-FGA	PCT		FT-FTA	PCT	OFF-DEF	TOT-AVG											
2006-07	Pitt	0-0	0	0	0	.000	0	0	.000	0	0	.000	0	0	0	0.0	0	0	0	0	0	0	0	0.0
2007-08	Pitt	18-13	452	45	98	.459	9	42	.214	33	44	.750	18	44	62	3.4	41	0	33	21	5	9	132	7.3
Totals		18-13	452	45	98	.459	9	42	.214	33	44	.750	18	44	62	3.4	41	0	33	21	5	9	132	7.3



45 • DEJUAN BLAIR

FORWARD/CENTER • 6-7 • 265 • SO • IL • PITTSBURGH, PA./SCHENLEY H.S.

CAREER

- All-America, All-Region and All-Big East candidate.
- Consensus Freshman All-America selection last year.

2008-09

- Preseason Associated Press All-America honorable mention honoree.
- Wooden All-America Award nominee.
- Four double-doubles on year.
- Reached double figure scoring in five games and double figure rebounding in five contests.
- Named to the Legends Classic All-Tournament team.
- Grabbed a game-high 10 rebounds, scored seven points and added three blocks and two steals vs. Washington State, 11/29.
- Registered his fourth double-double of the season with 15 points (5-8 FG) and 11 rebounds (five offensive) in 24 minutes vs. Texas Tech, 11/28.
- Missed the Belmont game.
- Scored a career-high 27 points (13-14) and grabbed 18 rebounds (eight offensive) in only 21 minutes vs. Indiana, Pa., 11/22.
- Registered his second double-double of the year with 16 points and 13 rebounds and finished with a career-high five steals vs. Akron, 11/21.
- Scored 17 points and grabbed 13 rebounds (seven offensive) in season opener vs. Fairleigh Dickinson, 11/14.

CAREER HIGHS

Points: 27, Indiana, Pa., 11/22/08.
 FG made: 13, Indiana, Pa., 11/22/08.
 FG attempts: 15, Saint Louis, 11/11/07.
 3FG Made: 0.
 3FG attempts: 0.
 FT made: 8, Seton Hall, 1/12/08.
 FT attempts: 15, vs. Duke, 12/20/07.
 Rebounds: 20, vs. Duke, 12/20/07.
 Off. Rebs.: 10, Houston Baptist, 11/9/07.
 Def. Rebs.: 14, vs. Duke, 12/20/07.
 Assists: 4, Cincinnati, 2/27/08.
 Steals: 5, Akron, 11/21/08.
 Blocks: 5, Oklahoma State, 12/15/07.
 Minutes: 37, at Villanova, 1/6/08.

2008-09 SEASON HIGHS

Points: 27, Indiana, Pa., 11/22.
 Rebounds: 18, Indiana, Pa., 11/22.
 Assists: 2, Akron, 11/21.
 Steals: 5, Akron, 11/21.
 Blocks: 3, Washington State, 11/29.
 Minutes: 33, Akron, 11/21.

CAREER NUMBERS

Double-Doubles: 18
 Points-Rebounds: 18
 Points-Assists: 0
 20+ point games: 6
 10+ point games: 30
 10+ assist games: 0
 20+ rebound games: 1
 10+ rebound games: 22
 5+ rebound games: 39
 5+ assist games: 0
 30+ minute games: 18
 40+ minute games: 0

DEJUAN BLAIR'S CAREER STATISTICS

OVERALL STATISTICS

SEASON	TEAM	GP-GS	MIN	TOTAL			3-POINTERS			REBOUNDS				PF-FO	A	TO	BLK	ST	PTS-AVG					
				FG-FGA	PCT	FT-FTA	PCT	FG-FGA	PCT	OFF-DEF	TOT-AVG													
2007-08	Pitt	37-36	963	168	313	.537	0	0	.000	93	149	.624	144	193	337	9.1	109	2	35	71	41	62	429	11.6
2008-09	Pitt	6-6	156	38	54	.704	0	0	.000	16	30	.533	32	42	74	12.3	13	0	6	8	5	11	92	15.3
Totals		43-42	1119	206	367	.561	0	0	.000	109	179	.609	176	235	411	9.6	122	2	41	79	46	73	521	12.1

BIG EAST STATISTICS

SEASON	TEAM	GP-GS	MIN	TOTAL			3-POINTERS			REBOUNDS				PF-FO	A	TO	BLK	ST	PTS-AVG					
				FG-FGA	PCT	FT-FTA	PCT	FG-FGA	PCT	OFF-DEF	TOT-AVG													
2007-08	Pitt	18-18	525	91	173	.526	0	0	.000	48	78	.615	71	102	173	9.6	57	1	23	38	13	25	230	12.8
Totals		18-18	525	91	173	.526	0	0	.000	48	78	.615	71	102	173	9.6	57	1	23	38	13	25	230	12.8



22 • BRAD WANAMAKER

GUARD • 6-4 • 205 • SO • IL • PHILADELPHIA, PA./ROMAN CATHOLIC H.S.

CAREER

- Played in 37 career games.

2008-09

- Played in all seven games off the bench.
- Finished with seven points (2-2 FG) with a 3-pointer, two rebounds and two assists in nine minutes vs. Texas Tech, 11/28.
- Scored a career-high nine points (3-5 FG) with four rebounds vs. Indiana, Pa., 11/22.

CAREER HIGHS

Points: 9, Indiana, Pa., 11/22/08.
 FG made: 3, five times-last Indiana, Pa., 11/22/08.
 FG attempts: 6, Houston Baptist, 11/9.
 3FG Made: 1, five times- last Indiana, Pa., 11/22/08.
 3FG attempts: 2, four times.
 FT made: 5, at West Virginia, 3/3/08.
 FT attempts: 6, at West Virginia, 3/3/08.
 Rebounds: 4, two times- Indiana, Pa., 11/22/08; Houston Baptist, 11/9/07.
 Off. Rebs.: 1, two times.
 Def. Rebs.: 4, Indiana, Pa., 11/22/08.
 Assists: 8, Houston Baptist, 11/9/07.
 Steals: 2, two times- Buffalo, 11/23/07; North Carolina A&T, 11/10/07.
 Blocks: 0.
 Minutes: 23, two times- West Virginia, 2/7/08; Lafayette, 1/2/08.

2008-09 SEASON HIGHS

Points: 9, Indiana, Pa., 11/22.
 Rebounds: 4, Indiana, Pa., 11/22.
 Assists: 3, Belmont, 11/25.
 Steals: 2, Belmont, 11/25.
 Blocks: None.
 Minutes: 16, two times.

BRAD WANAMAKER'S CAREER STATISTICS

OVERALL STATISTICS

SEASON	TEAM	GP-GS	MIN	TOTAL		3-POINTERS		REBOUNDS				PF-FO	Δ	TO	BLK	ST	PTS-AVG				
				FG-FGA	PCT	FG-FGA	PCT	OFF-DEF	TOT-AVG												
2007-08	Pitt	30-0	331	24	73	3	18	15	31	10	26	36	12	32	0	43	28	3	12	66	2.2
2008-09	Pitt	7-0	88	11	15	3	3	8	12	0	14	14	20	12	0	10	13	0	2	33	4.7
Totals		37-0	419	35	88	6	21	23	43	10	40	50	14	44	0	53	41	3	14	99	2.7

BIG EAST STATISTICS

SEASON	TEAM	GP-GS	MIN	TOTAL		3-POINTERS		REBOUNDS				PF-FO	Δ	TO	BLK	ST	PTS-AVG				
				FG-FGA	PCT	FG-FGA	PCT	OFF-DEF	TOT-AVG												
2007-08	Pitt	17-0	180	11	32	1	6	10	18	6	14	20	12	18	0	21	13	2	3	33	1.9
Totals		17-0	180	11	32	1	6	10	18	6	14	20	12	18	0	21	13	2	3	33	1.9



52 • GARY MCGHEE

CENTER • 6-10 • 250 • SO • IL • ANDERSON, IND./HIGHLAND SENIOR H.S.

CAREER

- Played in 28 career games with one start.

2008-09

- Played in all seven games with one start (Belmont).
- Made first career start vs. Belmont and saw action in 16 minutes.
- Scored a career-high seven points (3-5 FG) with a career-high seven rebounds (three offensive) in 17 minutes vs. Indiana, Pa., 11/22.
- Played a career-high 19 minutes, finished with two blocks vs. Miami, Ohio, 11/17.

CAREER HIGHS

Points: 7, Indiana, Pa., 11/22/08.
 FG made: 3, two times- Indiana, Pa., 11/22/08; at South Florida, 1/9/08.
 FG attempts: 6, Providence, 2/12/08.
 3FG Made: 0.
 3FG attempts: 0.
 FT made: 2, two times- Miami, Ohio, 11/17/08; West Virginia, 2/7/08.
 FT attempts: 4, West Virginia, 2/7/08.
 Rebounds: 7, Indiana, Pa., 11/22/08.
 Off. Rebs.: 3, two times- Indiana, Pa., 11/22/08; Providence, 2/12/08.
 Def. Rebs.: 4, Indiana, Pa., 11/22/08.
 Assists: 1, three times.
 Steals: 1, at St. John's, 1/23/08.
 Blocks: 2, Miami, Ohio, 11/17/08.
 Minutes: 19, Miami, Ohio, 11/17/08.

2008-09 SEASON HIGHS

Points: 7, Indiana, Pa., 11/22.
 Rebounds: 7, Indiana, Pa., 11/22.
 Assists: None.
 Steals: None.
 Blocks: 2, Miami, Ohio, 11/17.
 Minutes: 19, Miami, Ohio, 11/17.


GARY MCGHEE'S CAREER STATISTICS

OVERALL STATISTICS

SEASON	TEAM	GP-GS	MIN	TOTAL		3-POINTERS		FT-FTA	PCT	REBOUNDS			PF-FO	Δ	TO	BLK	ST	PTS-AVG						
				FG-FGA	PCT	FG-FGA	PCT			OFF-DEF	TOT-AVG													
2007-08	Pitt	21-0	103	12	23	.522	0	0	.000	7	17	.412	12	18	30	1.4	17	0	3	5	3	1	31	1.5
2008-09	Pitt	7-1	81	7	12	.583	0	0	.000	3	4	.750	7	9	16	2.3	11	0	0	3	6	1	17	2.4
	Totals	28-1	184	19	35	.543	0	0	.000	10	21	.476	19	27	46	1.6	28	0	3	8	9	2	48	1.7

BIG EAST STATISTICS

SEASON	TEAM	GP-GS	MIN	TOTAL		3-POINTERS		FT-FTA	PCT	REBOUNDS			PF-FO	Δ	TO	BLK	ST	PTS-AVG						
				FG-FGA	PCT	FG-FGA	PCT			OFF-DEF	TOT-AVG													
2007-08	Pitt	16-0	80	10	19	.526	0	0	.000	5	13	.385	9	13	22	1.4	15	0	3	4	3	1	25	1.6
	Totals	16-0	80	10	19	.526	0	0	.000	5	13	.385	9	13	22	1.4	15	0	3	4	3	1	25	1.6



3 • JERMAINE DIXON


GUARD • 6-3 • 195 • JR • TR • BALTIMORE, MD./TALLAHASSEE J.C./MAINE CENTRAL INSTITUTE

2008-09

- Started all seven games at off guard.
- Reached double figures in scoring in two games on year.
- Scored 10 points (4-10 FG) with a career-high three blocks and four rebounds in 31 minutes vs. Belmont, 11/25.
- Scored 14 points (6-9 FG) with two assists in 27 minutes vs. Miami, Ohio, 11/17.
- Made first career start with four assists in first contest vs. Fairleigh Dickinson, 11/14.

CAREER HIGHS

Points: 14, Miami, Ohio, 11/14/08.
 FG made: 6, Miami, Ohio, 11/14/08.
 FG attempts: 10, Belmont, 11/25/08.
 3FG Made: 2, Miami, Ohio, 11/14/08.
 3FG attempts: 4, Miami, Ohio, 11/14/08.
 FT made: 5, Washington State, 11/29/08.
 FT attempts: 6, Washington State, 11/29/08.
 Rebounds: 5, Washington State, 11/29/08.
 Off. Rebs.: 2, Washington, State, 11/29/08.
 Def. Rebs.: 3, Washington State, 11/29/08.
 Assists: 4, FDU, 11/14/08.
 Steals: 2, three times.
 Blocks: 3, Belmont, 11/25/08.
 Minutes: 31, Belmont, 11/25/08.



12 • ASHTON GIBBS

GUARD • 6-2 • 190 • FR • HS • WEST ORANGE, N.J./SETON HALL PREP

2008-09

- Played in all seven games off the bench.
- Has hit at least one 3-pointer in four of Pitt's seven games.
- Scored a career-high 10 points, hit 5-5 free throws with four assists vs. Indiana, Pa., 11/22.
- Scored eight points in career debut vs. Fairleigh Dickinson, 11/14.

CAREER HIGHS

Points: 10, Indiana, Pa., 11/22/08.
 FG made: 3, FDU, 11/14/08.
 FG attempts: 7, FDU, 11/14/08.
 3FG Made: 2, FDU, 11/14/08.
 3FG attempts: 4, two times- last Indiana, Pa., 11/22/08.
 FT made: 5, Indiana, Pa., 11/22/08.
 FT attempts: 5, Indiana, Pa., 11/22/08.
 Rebounds: 2, Indiana, Pa., 11/22/08.
 Off. Rebs.: None.
 Def. Rebs.: 2, Indiana, Pa., 11/22/08.
 Assists: 4, Indiana, Pa., 11/22/08.
 Steals: 1, Miami, Ohio, 11/17/08.
 Blocks: None.
 Minutes: 24, Indiana, Pa., 11/22/08.



35 • NASIR ROBINSON

FORWARD • 6-5 • 220 • FR • HS • CHESTER, PA./CHESTER H.S.

2008-09

- Played in six games off the bench at small forward.
- Played 16 minutes, grabbed four rebounds and dished out three assists vs. Belmont, 11/25.
- Played a career-high 21 minutes vs. Indiana, Pa., 11/22.
- Scored six points (3-6 FG) with four rebounds vs. Miami, Ohio, 11/17.
- Scored four points and grabbed four rebounds in career debut vs. Fairleigh Dickinson, 11/14.

CAREER HIGHS

Points: 6, Miami, Ohio, 11/17/08.
 FG made: 3, Miami, Ohio, 11/17/08.
 FG attempts: 6, Miami, Ohio, 11/17/08.
 3FG Made: None.
 3FG attempts: None.
 FT made: 2, Belmont, 11/25/08.
 FT attempts: 2, two times, last-Belmont, 11/25/08; Miami, Ohio, 11/17/08.
 Rebounds: 4, three times-Belmont, 11/25/08; Miami, Ohio, 11/17/08; FDU, 11/14/08.
 Off. Rebs.: 2, two times.
 Def. Rebs.: 3, Belmont, 11/25/08.
 Assists: 3, two times- Belmont, 11/25/08; Indiana, Pa., 11/22/08.
 Steals: 2, Belmont, 11/25/08.
 Blocks: None.
 Minutes: 21, Indiana, Pa., 11/22/08.



1 • TRAVON WOODALL

GUARD • 5-11 • 190 • FR • HS • BROOKLYN, N.Y./ST. ANTHONY

2008-09

- Played in all seven games off the bench.
- Grabbed a career-high five rebounds vs. Miami, Ohio, 11/17.
- Played 15 minutes, totaled five assists in career debut vs. Fairleigh Dickinson, 11/14.

CAREER HIGHS

Points: 4, two times- vs. Texas Tech, 11/28/08; Indiana, Pa., 11/22/08.
 FG made: 2, two times- vs. Texas Tech, 11/28/08; Indiana, Pa., 11/22/08.
 FG attempts: 5, Indiana, Pa., 11/22/08.
 3FG Made: 1, FDU, 11/14/08.
 3FG attempts: 3, Indiana, Pa., 11/22/08.
 FT made: 2, Miami, Ohio, 11/17/08.
 FT attempts: 2, Miami, Ohio, 11/17/08.
 Rebounds: 5, Miami, Ohio, 11/17/08.
 Off. Rebs.: None.
 Def. Rebs.: 5, Miami, Ohio, 11/17/08.
 Assists: 5, FDU, 11/14/08.
 Steals: 4, Indiana, Pa., 11/22/08.
 Blocks: None.
 Minutes: 15, FDU, 11/14/08.



24 • TIM FRYE

GUARD • 6-4 • 200 • SO • IL • MARS, PA./MARS H.S.

CAREER

- Walk-on who has played in 12 career games.

2008-09

- Played in two games on year.

CAREER HIGHS

Points: 3, three times, last- at St. John's 1/23/08.
 FG made: 1, four times.
 FG attempts: 1, six times.
 3FG Made: 1, three times, last at St. John's, 1/23/08.
 3FG attempts: 2, Indiana, Pa., 11/22/08.
 FT made: None.
 FT attempts: None.
 Rebounds: 1, two times.
 Off. Rebs.: 1, Mississippi Valley State, 11/15/07.
 Def. Rebs.: 1, Seton Hall, 1/12/08.
 Assists: 1, Seton Hall, 1/12/08.
 Steals: None.
 Blocks: None.
 Minutes: 2, six times.

TIM FRYE'S CAREER STATISTICS

OVERALL STATISTICS

SEASON	TEAM	GP-GS	MIN	TOTAL		3-POINTERS		FT-FTA	PCT	REBOUNDS				PF-FO	Δ	T.O	BLK	ST	PTS-AVG		
				FG-FGA	PCT	FG-FGA	PCT			OFF-DEF	TOT-AVG										
2007-08	Pitt	10-0	15	4	6	.667	3	4	.750	0	0	.000	1	1	2	0.2	0	0	0	11	1.1
2008-09	Pitt	2-0	3	0	3	.000	0	2	.000	0	0	.000	0	0	0	0.0	1	0	0	0	0.0
Totals		12-0	18	4	9	.444	3	6	.500	0	0	.000	1	2	2	0.2	1	0	0	0	0.0

BIG EAST STATISTICS

SEASON	TEAM	GP-GS	MIN	TOTAL		3-POINTERS		FT-FTA	PCT	REBOUNDS				PF-FO	Δ	T.O	BLK	ST	PTS-AVG		
				FG-FGA	PCT	FG-FGA	PCT			OFF-DEF	TOT-AVG										
2007-08	Pitt	4-0	5	1	1	1.000	1	1	1.000	0	0	.000	0	1	1	0.3	0	0	0	3	0.8
Totals		4-0	5	1	1	1.000	1	1	1.000	0	0	.000	0	1	1	0.3	0	0	0	3	0.8



21 • RYAN TIESI

GUARD • 6-2 • 185 • SO • TR • PITTSBURGH, PA./NORTH ALLEGHENY H.S.

CAREER

- Walk-on who has played in two career games.
- Joined team in January, 2008.

2008-09

- Played in two games on year.



No. 5 PITT 86, FAIRLEIGH DICKINSON 63

November 14, 2008 • Petersen Events Center • Pittsburgh, Pa.

After being listed as questionable for the game, Levance Fields made a surprise start as Pitt notched a 23-point victory over Fairleigh Dickinson and set a school record with its 29th consecutive win over a non-conference opponent...Pitt also won its 12th straight season opener...DeJuan Blair sparked Pitt with eight points during a 16-2 run in the game's first seven minutes...Pitt led 61-36 in the second half before it emptied its bench...Pitt improved to 65-0 all-time against Northeast Conference opponents...Blair totaled his 15th career double-double...Several Panthers made their first career appearance...Prior to the game, Pitt doubled a banner in honor of the 2008 Big East Championship team.

FAIRLEIGH DICKINSON 63 (0-1)

Player	tot-fg		3-pt		rebounds					pf	tp	a	to	blk	s	min
	fg	fga	fg	fga	of	dc	tot									
GALVIN, John-f	5	8	0	0	4	4	2	0	2	3	14	0	4	0	0	40
MOFUNANYA, Alvin-f	5	10	1	2	2	2	1	4	5	3	13	0	5	1	0	31
STASYSZYNA, Jordan-g	1	4	1	4	0	0	0	5	5	2	3	2	3	0	0	28
TYLER, Cameron-g	0	1	0	0	2	2	0	2	2	1	2	2	2	0	1	24
BAPTISTE, Sean-g	3	9	3	5	0	0	0	2	2	0	9	3	2	0	2	27
GRIER, Terence	2	7	1	2	0	0	1	1	2	3	5	1	2	0	0	23
MOORE, Eric	5	10	3	6	4	5	1	2	3	1	17	3	2	0	2	27
TEAM							2	1	3							
Totals.....	21	49	9	19	12	13	7	17	24	13	63	11	20	1	5	200

Percentages: FG%: 42.9%; 3FG%: 47.4%; FT%: 92.3%.

PITT 86 (1-0)

Player	tot-fg		3-pt		rebounds					pf	tp	a	to	blk	s	min
	fg	fga	fg	fga	of	dc	tot									
BIGGS, Tyrell-f	4	6	0	0	0	0	0	2	2	4	3	8	2	2	0	17
YOUNG, Sam-f	7	14	0	4	1	2	0	3	3	1	15	2	3	0	2	25
BLAIR, DeJuan-c	8	13	0	0	1	2	7	6	13	2	17	1	1	0	2	27
FIELDS, Levance-g	4	6	2	4	5	5	0	1	1	0	15	8	0	0	1	25
DIXON, Jermaine-g	3	6	0	3	0	0	0	2	2	0	6	4	1	0	1	26
WOODALL, Travon	1	4	1	2	0	0	0	0	0	3	5	2	0	0	0	15
GIBBS, Ashton	3	7	2	4	0	0	0	0	0	1	8	1	1	0	0	19
WANAMAKER, Brad	2	2	0	0	2	2	0	2	2	2	6	2	1	0	0	15
ROBINSON, Nasir	2	3	0	0	0	1	2	2	4	1	4	2	0	0	1	18
McGHEE, Gary	2	4	0	0	0	0	2	2	4	2	4	0	0	0	0	13
TEAM							1	1	2	1						
Totals.....	36	65	5	17	9	12	14	21	35	16	86	27	12	0	9	200

Percentages: FG%: 55.4%; 3FG%: 29.4%; FT%: 75.0%.

Officials: Bob Donato (R), Brent Barnaky, Bill McCarthy; Technical fouls: FDU-None. PITT-TEAM; Attendance: 10043.

Score by Periods	1st	2nd	Total
Fairleigh Dickinson	29	34	63
Pitt	45	41	86

No. 6 PITT 82, MIAMI, OH. 53

November 17, 2008 • Petersen Events Center • Pittsburgh, Pa.

Fueled by two Jermaine Dixon 3-pointers, Pitt used a 16-2 run to start off the second half to take a 20-point lead (54-34) with 13:21 left in the game...Pitt shot 64 percent from the floor (18-28) and limited Miami to 25 percent shooting in the second half...Levance Fields registered his first career double-double...He finished with a career-high 12 assists...Pitt took a 9-0 lead in the game's opening four minutes but Miami trimmed the lead to three points late in the first half...Pitt improved to 3-10 all-time vs. Miami and 32-26 all-time vs. MAC opponents.

MIAMI (OH) 53 (1-2)

Player	tot-fg		3-pt		rebounds					pf	tp	a	to	blk	s	min
	fg	fga	fg	fga	of	dc	tot									
DIERKERS, Tyler-f	6	13	0	0	0	0	3	2	5	0	12	0	0	0	4	34
WINBUSH, Nick-f	0	4	0	1	0	0	1	0	1	1	0	0	1	0	0	9
BRAMOS, Michael-f	0	6	0	3	2	2	1	0	1	2	2	2	0	1	1	22
FLETCHER, Adam-c	1	4	0	0	0	0	3	1	4	4	2	1	2	0	1	25
HAYES, Kenny-g	4	12	1	4	9	9	1	4	5	1	18	4	4	0	0	31
HADDIX II, Rodney	0	2	0	1	0	0	0	0	0	0	0	0	0	0	0	5
MAVUNGA, Julian	2	5	0	1	0	1	1	3	4	4	4	4	0	3	0	18
RICHBURG, Carl	0	1	0	1	0	0	0	0	0	1	0	0	1	0	0	7
CARSON, Isaiah	0	1	0	0	0	0	0	0	0	0	0	0	0	0	0	4
SODERBERG, Kramer	0	0	0	0	0	0	0	0	0	0	0	0	0	0	0	7
POLLITZ, Eric	2	4	1	2	0	0	0	1	1	3	5	2	1	0	0	17
BALLARD, Antonio	3	6	2	5	2	4	1	5	6	1	10	0	0	0	2	21
TEAM							1	2	3							
Totals.....	18	58	4	18	13	16	12	18	30	18	53	8	13	1	8	200

Percentages: FG%: 31.0%; 3FG%: 22.2%; FT%: 81.3%.

PITT 82 (2-0)

Player	tot-fg		3-pt		rebounds					pf	tp	a	to	blk	s	min
	fg	fga	fg	fga	of	dc	tot									
BIGGS, Tyrell-f	4	7	2	2	0	1	1	2	3	2	10	0	0	1	0	27
YOUNG, Sam-f	6	10	0	2	2	2	2	5	7	1	14	1	2	1	0	26
BLAIR, DeJuan-c	4	6	0	0	2	3	1	8	9	2	10	0	1	0	1	19
FIELDS, Levance-g	5	9	2	6	0	0	0	2	2	1	12	12	1	0	0	28
DIXON, Jermaine-g	6	9	2	4	0	1	0	0	0	0	14	2	1	0	2	27
WOODALL, Travon	0	2	0	2	2	2	0	5	5	1	2	2	1	0	1	8
GIBBS, Ashton	1	1	1	1	2	2	0	1	1	1	5	1	2	0	1	14
TIESI, Ryan	0	0	0	0	0	0	0	0	0	0	0	0	0	0	0	1
WANAMAKER, Brad	2	2	0	0	1	2	0	3	3	2	5	2	3	0	0	14
FRYE, Tim	0	1	0	0	0	0	0	0	0	1	0	0	0	0	0	1
ROBINSON, Nasir	3	6	0	0	0	2	2	2	4	1	6	1	2	0	0	16
McGHEE, Gary	1	1	0	0	2	2	1	3	3	4	0	1	2	0	0	19
TEAM							0	0	0							
Totals.....	32	54	7	17	11	17	8	29	37	15	82	21	14	3	6	200

Percentages: FG%: 59.3%; 3FG%: 41.2%; FT%: 64.7%.

Officials: Tony Greene (R), John Gaffney, Reggie Greenwood; Technical fouls: None; Attendance: 10072.

Score by Periods	1st	2nd	Total
Miami (OH)	30	23	53
Pitt	35	47	82

No. 6 PITT 86, AKRON 67

November 21, 2008 • Petersen Events Center • Pittsburgh, Pa.

In Pitt's first of four Legends Classic games, the Panthers outrebounded Akron 29-9 in the first half in building a 45-27 halftime advantage...Pitt assistant coach Brandin Knight was honored prior to tipoff as part of the Legends Classic...With his 26 points, Sam Young registered his 18th career 20-point game...He scored 11 of Pitt's final 15 points before halftime...Levance Fields hit a career-high 12 free throws and Tyrell Biggs matched a career-high with 11 rebounds...Pitt grabbed 22 offensive rebounds...Pitt played its second straight MAC opponent and improved to 33-26 all-time vs. MAC opponents.

AKRON 67 (2-1)

Player	tot-fg		3-pt		rebounds					pf	tp	a	to	blk	s	min
	fg	fga	fg	fga	of	dc	tot									
McKNIGHT, Chris-f	3	9	1	3	0	0	3	3	4	1	1	1	1	0	0	29
LINHART, Nate-f	5	7	1	3	0	0	3	3	5	11	4	2	2	1	0	31
CVETINOVIC, Nikola-c	1	2	0	0	2	2	2	1	3	3	4	0	0	1	0	14
STEWART, Ronnie-g	1	3	0	0	0	0	1	2	3	2	2	4	2	0	1	24
McNEES, Steve-g	2	5	1	3	3	4	0	1	1	3	8	0	1	0	0	24
ROBERTS, Darryl	0	2	0	0	2	2	0	0	0	1	2	1	1	0	0	15
CARROLL, Tim	0	0	0	0	0	0	0	1	1	0	0	0	0	0	0	4
McKNIGHT, Brett	9	15	1	4	4	6	0	4	4	1	23	1	1	0	0	30
HITCHENS, Anthony	2	5	2	5	0	0	0	0	0	3	6	0	2	0	0	11
CONYERS, Jimmy	1	1	0	0	0	0	0	0	0	3	2	0	1	0	0	4
BARDO, Mike	1	1	0	0	0	0	2	1	3	5	2	0	1	0	0	14
TEAM							3	0	3							
Totals.....	25	50	6	18	11	14	8	16	24	30	67	11	12	4	2	200

Percentages: FG%: 50.0%; 3FG%: 33.3%; FT%: 78.6%.

PITT 86 (3-0)

Player	tot-fg		3-pt		rebounds					pf	tp	a	to	blk	s	min
	fg	fga	fg	fga	of	dc	tot									
BIGGS, Tyrell-f	2	8	0	1	2	2	7	4	11	1	6	1	0	0	0	29
YOUNG, Sam-f	9	14	2	3	6	7	3	3	6	1	26	0	2	1	1	31
BLAIR, DeJuan-c	6	11	0	4	10	8	5	13	3	16	2	1	1	5	35	
FIELDS, Levance-g	3	8	1	2	12	14	1	1	2	1	19	7	1	1	0	29
DIXON, Jermaine-g	2	8	0	3	0	0	1	2	3	2	4	1	1	0	1	29
WOODALL, Travon	1	3	0	1	0	0	0	0								

5

No. 4 PITT 74, BELMONT 60

November 25, 2008 • Petersen Events Center • Pittsburgh, Pa.

Sam Young scored a career-high and Pitt Petersen Events Center high 33 points in leading the Panthers to a 14-point win...Young sparked Pitt by scoring 12 points in the second half's first 10 minutes to help Pitt build a 17-point lead (57-40)...Young, who registered a career-high 13 field goals, finished with 18 second half points...He became the first Pitt player to score 30-plus points since Carl Krauser scored 32 vs. Syracuse on Jan. 23, 2006...His 33 points tied a Jamie Dixon-Ben Howland Era individual scoring high (Ricardo Greer also scored 33 points in 2000)...Pitt converted 71.4 percent (15-21) of its field goals in the second half...Belmont was limited to 28.8 percent shooting (12-32) for the game...Pitt improved to 101-10 all-time in the Petersen Events Center.

BELMONT 60 (1-2)

Player	tot-fg		3-pt		ft		rebounds			pf	tp	a	to	blk	s	min
	fg	fga	fg	fga	ft	fta	of	dc	tot							
HOUSE, Jon-f	2	7	0	0	2	2	1	3	4	3	4	2	0	1	0	30
DOTSON, Matthew-f	6	15	4	8	0	0	3	1	4	3	16	2	0	0	0	23
WICKE, Andy-g	3	9	3	7	0	0	1	2	3	3	9	3	4	0	4	36
CAMPBELL, Jordan-g	2	8	2	5	2	2	2	5	7	1	8	2	1	0	0	26
HARRIS, Henry-g	1	2	0	0	1	2	2	0	2	1	3	1	0	0	1	12
HANLEN, Drew	0	2	0	0	0	0	0	1	1	2	0	3	0	0	0	9
BELCHER, Keaton	3	12	0	5	2	2	3	2	5	2	8	0	0	0	1	24
RENFROE, Alex	4	16	0	3	4	9	9	3	12	3	12	2	7	1	2	25
DEJWOREK, Mike	0	1	0	0	0	0	2	1	3	3	0	0	1	0	0	11
HEDGEPETH, Mick	0	1	0	0	0	0	0	0	0	1	0	0	0	0	0	4
TEAM							2	1	3							
Totals.....	21	73	9	29	9	17	25	19	44	22	60	15	13	2	8	200

Percentages: FG%: 28.8%; 3FG%: 31.0%; FT%: 52.9%.

PITT 74 (5-0)

Player	tot-fg		3-pt		ft		rebounds			pf	tp	a	to	blk	s	min
	fg	fga	fg	fga	ft	fta	of	dc	tot							
BIGGS, Tyrell-f	3	3	0	0	0	0	1	2	3	5	6	1	1	1	1	22
YOUNG, Sam-f	13	17	2	2	5	10	2	5	7	0	33	1	4	0	2	36
McGHEE, Gary-c	1	1	0	0	0	0	0	1	1	2	2	0	1	1	0	16
FIELDS, Leverage-g	6	8	4	5	1	3	0	5	5	2	17	6	2	0	1	34
DIXON, Jermaine-g	4	10	0	3	2	3	0	4	4	1	10	2	3	3	0	31
WOODALL, Travon	0	1	0	1	0	0	0	0	0	1	0	2	0	0	0	6
BROWN, Gilbert	0	3	0	1	2	2	1	3	4	2	2	1	3	1	0	15
GIBBS, Ashton	0	0	0	0	0	0	0	0	0	0	0	0	1	0	0	9
WANAMAKER, Brad	1	1	0	0	0	1	0	2	2	2	2	3	2	0	2	16
ROBINSON, Nasir	0	1	0	0	2	2	1	3	4	2	2	3	1	0	2	15
TEAM							0	4	4							
Totals.....	28	45	6	12	12	21	5	29	34	17	74	19	18	6	8	200

Percentages: FG%: 62.2%; 3FG%: 50.0%; FT%: 57.1%.

Officials: Ray Perone (R), Paul Janssen, Brent Hampton; Technical fouls: None; Attendance: 9595.

Score by Periods	1st	2nd	Total
Belmont	31	29	60
Pitt	37	37	74

7

No. 4 PITT 57, WASHINGTON STATE 43

November 29, 2008 • Legends Classic • Prudential Center • Newark, N.J.

In a contest featuring two of the nation's top defensive teams, Pitt won the Legends Classic Championship with a 14-point win over Washington State...Sam Young was named Legends Classic Most Valuable Player and DeJuan Blair earned all-tournament honors...Pitt led 26-23 at halftime fueled by Young's 12 first half points...Leverage Fields sparked Pitt in the second half with 11 points...Gilbert Brown's dunk capped an 11-0 run that gave Pitt a 40-27 lead with 13:33 to go...WSU got within six points twice but were held to only three points over the game's final 4:59...Pitt held WSU to 43 points, the lowest scoring output for an opponent since it yielded 41 points to Auburn on Dec. 4, 2005...Pitt improved to 7-0 for the seventh consecutive season...Jamie Dixon improved to 31-0 for his career in November games...The victory was Pitt's 11th in its last 12 games played in the New Jersey-New York region...Pitt improved to 28-9 in games played in the region.

PITT 57 (7-0)

Player	tot-fg		3-pt		ft		rebounds			pf	tp	a	to	blk	s	min
	fg	fga	fg	fga	ft	fta	of	dc	tot							
BIGGS, Tyrell-f	3	8	0	1	2	3	2	1	3	1	8	0	1	1	2	27
YOUNG, Sam-f	5	12	2	4	3	8	1	7	8	0	15	2	2	2	2	35
BLAIR, DeJuan-f	2	2	0	0	3	3	3	7	10	3	7	1	3	3	2	32
FIELDS, Leverage-g	4	10	1	3	5	5	0	2	2	1	14	2	0	0	1	31
DIXON, Jermaine-g	1	7	0	2	5	6	2	3	5	3	7	1	0	2	2	28
WOODALL, Travon	0	1	0	1	0	0	0	1	1	1	0	0	0	0	0	7
BROWN, Gilbert	2	6	0	2	2	2	1	2	3	1	6	0	1	0	1	23
GIBBS, Ashton	0	0	0	0	0	0	1	0	1	1	0	1	1	0	0	5
WANAMAKER, Brad	0	2	0	0	0	0	0	0	0	1	0	0	0	0	0	9
McGHEE, Gary	0	0	0	0	0	0	0	0	0	0	0	0	0	0	1	5
TEAM							1	0	1							
Totals.....	17	48	3	13	20	27	11	23	34	12	57	7	8	8	11	200

Percentages: FG%: 35.4%; 3FG%: 23.1%; FT%: 74.1%.

WASHINGTON STATE 43 (5-1)

Player	tot-fg		3-pt		ft		rebounds			pf	tp	a	to	blk	s	min
	fg	fga	fg	fga	ft	fta	of	dc	tot							
HARMELING, Daven-f	4	9	4	9	0	0	1	1	2	2	12	1	0	0	0	30
BAYNES, Aron-c	3	8	0	0	1	2	1	4	5	2	7	0	0	1	2	33
THOMPSON, Klay-g	3	12	1	4	0	0	0	6	6	4	7	1	2	0	1	33
KOPRIVICA, Nikola-g	2	3	1	1	0	0	1	1	2	3	5	1	2	0	0	27
ROCHESTIE, Taylor-g	2	9	0	3	2	2	0	4	4	2	6	4	8	0	0	36
CAPEERS, Marcus	1	1	0	0	0	0	0	2	2	2	2	2	1	1	0	14
LODWICK, Abe	0	1	0	1	0	0	0	0	0	0	0	0	0	0	0	1
CASTO, DeAngelo	2	4	0	0	0	0	1	2	3	4	4	0	0	0	0	19
FORREST, Caleb	0	1	0	0	0	0	0	2	2	0	0	0	1	0	0	7
TEAM							2	1	3							
Totals.....	17	48	6	18	3	4	6	23	29	19	43	9	15	2	3	200

Percentages: FG%: 35.4%; 3FG%: 33.3%; FT%: 75.0%.

Officials: Sean Hull, Mike Wood, Brent Hampton; Technical fouls: None; Attendance: 2991.

Score by Periods	1st	2nd	Total
Pitt	26	31	57
Washington State	23	20	43

6

No. 4 PITT 80, TEXAS TECH 67

November 28, 2008 • Legends Classic • Prudential Center • Newark, N.J.

Pitt advanced to the Legends Classic championship game with a 13-point win over Texas Tech...Pitt closed the first half on a 13-0 run in amassing a 37-27 halftime lead...Texas Tech closed the deficit to 49-43 on an Alan Voskuil 3-pointer with 11:45 left, but the Panthers went on a 6-2 run and never let the Red Raiders get closer than seven points the rest of the way...A 9-4 run sparked by Sam Young put the Panthers up 16 points with three minutes left in the game...Young registered his 20th career 20-point night...DeJuan Blair registered his fourth double-double on the year and 18th of his career...The victory was Pitt's 10th in its last 11 games played in the New Jersey-New York region...Pitt improved to 27-9 in games played in the region...The game was the first meeting between the two schools.

PITT 80 (6-0)

Player	tot-fg		3-pt		ft		rebounds			pf	tp	a	to	blk	s	min
	fg	fga	fg	fga	ft	fta	of	dc	tot							
BIGGS, Tyrell-f	3	6	1	2	2	2	2	6	8	4	9	1	1	0	1	32
YOUNG, Sam-f	9	25	2	6	4	5	2	6	8	1	24	4	1	1	0	35
BLAIR, DeJuan-c	5	8	0	0	5	11	5	6	11	3	15	1	2	0	1	24
FIELDS, Leverage-g	1	9	0	4	1	2	0	1	1	2	3	4	4	0	0	32
DIXON, Jermaine-g	4	6	0	1	0	0	1	2	3	3	8	0	2	1	1	22
WOODALL, Travon	2	3	0	1	0	1	0	1	1	1	4	1	0	0	0	7
BROWN, Gilbert	4	6	1	1	1	3	3	5	8	3	10	2	2	0	1	25
GIBBS, Ashton	0	0	0	0	0	0	0	0	0	1	0	1	1	0	0	9
WANAMAKER, Brad	2	2	1	1	2	3	0	2	2	2	7	2	3	0	0	9
ROBINSON, Nasir	0	0	0	0	0	0	0	0	0	0	0	0	0	0	0	1
McGHEE, Gary	0	0	0	0	0	0	0	0	0	0	0	0	0	0	0	4
TEAM							3	4	7							
Totals.....	30	65	5	16	15	27	16	33	49	20	80	16	16	3	4	200

Percentages: FG%: 46.2%; 3FG%: 31.3%; FT%: 55.6%.

TEXAS TECH 67 (5-1)

Player	tot-fg		3-pt		ft		rebounds			pf	tp	a	to	blk	s	min
	fg	fga	fg	fga	ft	fta	of	dc	tot							
ROBERTS, D'wain-f	1	2	0	0	0	0	1	2	3	2	2	0	0	1	0	8
COOK, Trevor-f	7	13	3	7	7	7	2	3	5	4	24	1	0	1	1	27
VOSKUIJL, Alan-g	3	11	1	5	2	3	1	7	8	2	9	2	3	0	2	37
ROBERSON, John-g	2	10	2	4	1	2	0	4	4	0	7	8	2	0	1	37
KORHIE, Nick-g	4	15	1	6												

2008-09 Pitt Men's Basketball Statistics
PITT Season Schedule/Results & Leaders (as of Nov 30, 2008)
All games

RECORD:	OVERALL	HOME	AWAY	NEUTRAL
ALL GAMES	7-0	5-0	0-0	2-0
CONFERENCE	0-0	0-0	0-0	0-0
NON-CONFERENCE	7-0	5-0	0-0	2-0

Date	Opponent	Score	Att.	High Points	High Rebounds
11/14/08	FAIRLEIGH DICKINSON	w 86-63	10043	(17)BLAIR, DeJuan	(13)BLAIR, DeJuan
11/17/08	MIAMI (OH)	w 82-53	10072	(14)DIXON, Jermaine (14)YOUNG, Sam	(9)BLAIR, DeJuan
11/21/08	AKRON	w 86-67	10133	(26)YOUNG, Sam	(13)BLAIR, DeJuan
11/22/08	INDIANA (PA)	w 86-60	9003	(27)BLAIR, DeJuan	(18)BLAIR, DeJuan
11/25/08	BELMONT	w 74-60	9595	(33)YOUNG, Sam	(7)YOUNG, Sam
11/28/08	vs Texas Tech	w 80-67	3510	(24)YOUNG, Sam	(11)BLAIR, DeJuan
11/29/08	vs Washington State	w 57-43	2991	(15)YOUNG, Sam	(10)BLAIR, DeJuan

* - Conference game

Attendance Summary	Games	Attend	Avg/Game
Home	5	48846	9769
Away	0	0	0
Neutral	2	6501	3250
Total	7	55347	7907

2008-09 Pitt Men's Basketball Statistics
PITT Combined Team Statistics (as of Nov 30, 2008)
All games

RECORD:	OVERALL	HOME	AWAY	NEUTRAL
ALL GAMES	7-0	5-0	0-0	2-0
CONFERENCE	0-0	0-0	0-0	0-0
NON-CONFERENCE	7-0	5-0	0-0	2-0

#	Player	gp-gs	Total		3-Point		F-Throw		Rebounds				Other			pts	avg					
			min	avg	fg-fga	pct	3fg-fga	pct	ft-fa	pct	off	def	tot	avg	pf			dq	a	to	blk	stl
23	YOUNG, Sam	7-7	210	30.0	53-102	.520	9-26	.346	21-34	.618	11	31	42	6.0	4	0	14	15	7	8	136	19.4
45	BLAIR, DeJuan	6-6	156	26.0	38-54	.704	0-0	.000	16-30	.533	32	42	74	12.3	13	0	6	8	5	11	92	15.3
02	FIELDS, Leverage	7-7	203	29.0	25-57	.439	11-26	.423	24-29	.828	2	15	17	2.4	9	0	44	9	1	3	85	12.1
05	BIGGS, Tyrell	7-7	174	24.9	22-44	.500	4-9	.444	9-14	.643	16	18	34	4.9	17	1	5	5	3	7	57	8.1
03	DIXON, Jermaine	7-7	175	25.0	22-50	.440	3-18	.167	7-10	.700	4	13	17	2.4	9	0	11	9	7	9	54	7.7
11	BROWN, Gilbert	3-0	63	21.0	6-15	.400	1-4	.250	5-7	.714	5	10	15	5.0	6	0	3	6	1	2	18	6.0
22	WANAMAKER, Brad	7-0	88	12.6	11-15	.733	3-3	1.000	8-12	.667	0	14	14	2.0	12	0	10	13	0	2	33	4.7
12	GIBBS, Ashton	7-0	93	13.3	7-17	.412	5-11	.455	9-9	1.000	1	3	4	0.6	7	0	8	6	0	1	28	4.0
35	ROBINSON, Nasir	6-0	82	13.7	7-13	.538	0-0	.000	2-5	.400	6	8	14	2.3	7	0	9	4	0	3	16	2.7
52	McGHEE, Gary	7-1	81	11.6	7-12	.583	0-0	.000	3-4	.750	7	9	16	2.3	11	0	0	3	6	1	17	2.4
01	WOODALL, Travon	7-0	68	9.7	6-19	.316	1-11	.091	2-4	.500	0	7	7	1.0	12	0	14	4	0	3	15	2.1
14	BROWN, Sean	1-0	1	1.0	0-0	.000	0-0	.000	0-0	.000	0	0	0	0.0	0	0	0	0	0	0	0	0.0
24	FRYE, Tim	2-0	3	1.5	0-3	.000	0-2	.000	0-0	.000	0	0	0	0.0	1	0	0	1	0	0	0	0.0
21	TIESI, Ryan	2-0	3	1.5	0-2	.000	0-0	.000	0-0	.000	0	0	0	0.0	0	0	0	0	0	0	0	0.0
	Team										11	12	23		1		1					
	Total.....	7	1400		204-403	.506	37-110	.336	106-158	.671	95	182	277	39.6	109	1	124	84	30	50	551	78.7
	Opponents.....	7	1400		146-405	.360	51-153	.333	70-93	.753	81	131	212	30.3	138	-	81	93	14	34	413	59.0

TEAM STATISTICS	PITT	OPP	Date	Opponent	Score	Att.
SCORING	551	413	11/14/08	FAIRLEIGH DICKINSON	w 86-63	10043
Points per game	78.7	59.0	11/17/08	MIAMI (OH)	w 82-53	10072
Scoring margin	+19.7	-	11/21/08	AKRON	w 86-67	10133
FIELD GOALS-ATT	204-403	146-405	11/22/08	INDIANA (PA)	w 86-60	9003
Field goal pct	.506	.360	11/25/08	BELMONT	w 74-60	9595
3 POINT FG-ATT	37-110	51-153	11/28/08	vs Texas Tech	w 80-67	3510
3-point FG pct	.336	.333	11/29/08	vs Washington State	w 57-43	2991
3-pt FG made per game	5.3	7.3	* - Conference game			
FREE THROWS-ATT	106-158	70-93				
Free throw pct	.671	.753				
F-Throws made per game	15.1	10.0				
REBOUNDS	277	212				
Rebounds per game	39.6	30.3				
Rebounding margin	+9.3	-				
ASSISTS	124	81				
Assists per game	17.7	11.6				
TURNOVERS	84	93				
Turnovers per game	12.0	13.3				
Turnover margin	+1.3	-				
Assist/turnover ratio	1.5	0.9				
STEALS	50	34				
Steals per game	7.1	4.9				
BLOCKS	30	14				
Blocks per game	4.3	2.0				
ATTENDANCE	48846	6501				
Home games-Avg/Game	5-9769	0-0				
Neutral site-Avg/Game	-	2-3250				

Score by Periods	1st	2nd	Totals
PITT	270	281	551
Opponents	184	229	413

2008-09 Pitt Men's Basketball Statistics
PITT Team Game-by-Game (as of Nov 30, 2008)
All games

TEAM STATISTICS

Opponent	Date	Score		Total		3-Pointers		Free throws		Rebounds				pf	a	t/o	blk	stl	pts	avg
				fg-fga	pct	3fg-fga	pct	ft-fta	pct	off	def	tot	avg							
FAIRLEIGH DICKINSON	11/14/08	86-63	W	36-65	.554	5-17	.294	9-12	.750	14	21	35	35.0	16	27	12	0	9	86	86.0
MIAMI (OH)	11/17/08	82-53	W	32-54	.593	7-17	.412	11-17	.647	8	29	37	36.0	15	21	14	3	6	82	84.0
AKRON	11/21/08	86-67	W	27-60	.450	5-13	.385	27-37	.730	22	19	41	37.7	16	13	7	4	7	86	84.7
INDIANA (PA)	11/22/08	86-60	W	34-66	.515	6-22	.273	12-17	.706	19	28	47	40.0	13	21	9	6	5	86	85.0
BELMONT	11/25/08	74-60	W	28-45	.622	6-12	.500	12-21	.571	5	29	34	38.8	17	19	18	6	8	74	82.8
vs Texas Tech	11/28/08	80-67	W	30-65	.462	5-16	.313	15-27	.556	16	33	49	40.5	20	16	16	3	4	80	82.3
vs Washington State	11/29/08	57-43	W	17-48	.354	3-13	.231	20-27	.741	11	23	34	39.6	12	7	8	8	11	57	78.7
PITT		551		204-403	.506	37-110	.336	106-158	.671	95	182	277	39.6	109	124	84	30	50	551	78.7
Opponents		413		146-405	.360	51-153	.333	70-93	.753	81	131	212	30.3	138	81	93	14	34	413	59.0

Games played: 7
Points/game: 78.7
FG Pct: 50.6
3FG Pct: 33.6
FT Pct: 67.1

Rebounds/game: 39.6
Assists/game: 17.7
Turnovers/game: 12.0
Assist/turnover ratio: 1.5
Steals/game: 7.1
Blocks/game: 4.3

2008-09 Pitt Men's Basketball Statistics
PITT Opponent Game-by-Game (as of Nov 30, 2008)
All games

OPPONENT STATISTICS

Opponent	Date	Score		Total		3-Pointers		Free throws		Rebounds				pf	a	t/o	blk	stl	pts	avg
				fg-fga	pct	3fg-fga	pct	ft-fta	pct	off	def	tot	avg							
FAIRLEIGH DICKINSON	11/14/08	86-63	W	21-49	.429	9-19	.474	12-13	.923	7	17	24	24.0	13	11	20	1	5	63	63.0
MIAMI (OH)	11/17/08	82-53	W	18-58	.310	4-18	.222	13-16	.813	12	18	30	27.0	18	8	13	1	8	53	58.0
AKRON	11/21/08	86-67	W	25-50	.500	6-18	.333	11-14	.786	8	16	24	26.0	30	11	12	4	2	67	61.0
INDIANA (PA)	11/22/08	86-60	W	21-63	.333	9-26	.346	9-10	.900	14	16	30	27.0	14	14	10	1	2	60	60.8
BELMONT	11/25/08	74-60	W	21-73	.288	9-29	.310	9-17	.529	25	19	44	30.4	22	15	13	2	8	60	60.6
vs Texas Tech	11/28/08	80-67	W	23-64	.359	8-25	.320	13-19	.684	9	22	31	30.5	22	13	10	3	6	67	61.7
vs Washington State	11/29/08	57-43	W	17-48	.354	6-18	.333	3-4	.750	6	23	29	30.3	19	9	15	2	3	43	59.0
Opponents		413		146-405	.360	51-153	.333	70-93	.753	81	131	212	30.3	138	81	93	14	34	413	59.0
PITT		551		204-403	.506	37-110	.336	106-158	.671	95	182	277	39.6	109	124	84	30	50	551	78.7

Games played: 7
Points/game: 59.0
FG Pct: 36.0
3FG Pct: 33.3
FT Pct: 75.3

Rebounds/game: 30.3
Assists/game: 11.6
Turnovers/game: 13.3
Assist/turnover ratio: 0.9
Steals/game: 4.9
Blocks/game: 2.0

2008-09 Pitt Men's Basketball Statistics
PITT Game-by-Game Points-Rebounds-Assists (as of Nov 30, 2008)
All games

Opponent	Date	Score		01	02	03	05	11	12	14
				WOODALL,TR	FIELDS,LEV	DIXON,JERM	BIGGS,TYRE	BROWN,GILB	GIBBS,ASHT	BROWN,SEAN
FAIRLEIGH DICKINSON	11/14/08	86-63	w	3-0-5	15-1-8	6-2-4	8-4-2	DNP	8-0-1	DNP
MIAMI (OH)	11/17/08	82-53	w	2-5-2	12-2-12	14-0-2	10-3-0	DNP	5-1-1	DNP
AKRON	11/21/08	86-67	w	2-0-2	19-2-7	4-3-1	6-11-1	DNP	5-0-0	DNP
INDIANA (PA)	11/22/08	86-60	w	4-0-2	5-4-5	5-0-1	10-2-0	DNP	10-2-4	0-0-0
BELMONT	11/25/08	74-60	w	0-0-2	17-5-6	10-4-2	6-3-1	2-4-1	0-0-0	DNP
vs Texas Tech	11/28/08	80-67	w	4-1-1	3-1-4	8-3-0	9-8-1	10-8-2	0-0-1	DNP
vs Washington State	11/29/08	57-43	w	0-1-0	14-2-2	7-5-1	8-3-0	6-3-0	0-1-1	DNP

Opponent	Date	Score		21	22	23	24	35	45	52
				TIESI,RYAN	WANAMAKER,	YOUNG,SAM	FRYE,TIM	ROBINSON,N	BLAIR,DEJU	MCGHEE,GAR
FAIRLEIGH DICKINSON	11/14/08	86-63	w	DNP	6-2-2	15-3-2	DNP	4-4-2	17-13-1	4-4-0
MIAMI (OH)	11/17/08	82-53	w	0-0-0	5-3-2	14-7-1	0-0-0	6-4-1	10-9-0	4-3-0
AKRON	11/21/08	86-67	w	DNP	4-1-0	26-6-0	DNP	4-0-0	16-13-2	0-1-0
INDIANA (PA)	11/22/08	86-60	w	0-0-0	9-4-1	9-3-4	0-0-0	0-2-3	27-18-1	7-7-0
BELMONT	11/25/08	74-60	w	DNP	2-2-3	33-7-1	DNP	2-4-3	DNP	2-1-0
vs Texas Tech	11/28/08	80-67	w	DNP	7-2-2	24-8-4	DNP	0-0-0	15-11-1	0-0-0
vs Washington State	11/29/08	57-43	w	DNP	0-0-0	15-8-2	DNP	DNP	7-10-1	0-0-0

2008-09 Pitt Men's Basketball Statistics
PITT Game-by-Game Highs (as of Nov 30, 2008)
All games

Opponent	Date	Score	Points	Rebounds	Assists	Steals	Blocked shots
FAIRLEIGH DICKINSON	11/14/08	86-63	17-BLAIR, DeJuan	13-BLAIR, DeJuan	8-FIELDS, Levance	2-BIGGS, Tyrell YOUNG, Sam BLAIR, DeJuan	None
MIAMI (OH)	11/17/08	82-53	14-YOUNG, Sam DIXON, Jermaine	9-BLAIR, DeJuan	12-FIELDS, Levance	2-DIXON, Jermaine	2-McGHEE, Gary
AKRON	11/21/08	86-67	26-YOUNG, Sam	13-BLAIR, DeJuan	7-FIELDS, Levance	5-BLAIR, DeJuan	1-FIELDS, Levance YOUNG, Sam McGHEE, Gary BLAIR, DeJuan
INDIANA (PA)	11/22/08	86-60	27-BLAIR, DeJuan	18-BLAIR, DeJuan	5-FIELDS, Levance	2-DIXON, Jermaine WOODALL, Travon	2-YOUNG, Sam
BELMONT	11/25/08	74-60	33-YOUNG, Sam	7-YOUNG, Sam	6-FIELDS, Levance	2-ROBINSON, Nasir YOUNG, Sam WANAMAKER, Brad	3-DIXON, Jermaine
vs Texas Tech	11/28/08	80-67	24-YOUNG, Sam	11-BLAIR, DeJuan	4-FIELDS, Levance YOUNG, Sam	1-BIGGS, Tyrell BLAIR, DeJuan DIXON, Jermaine BROWN, Gilbert	1-DIXON, Jermaine YOUNG, Sam McGHEE, Gary
vs Washington State	11/29/08	57-43	15-YOUNG, Sam	10-BLAIR, DeJuan	2-YOUNG, Sam FIELDS, Levance	2-DIXON, Jermaine YOUNG, Sam BIGGS, Tyrell BLAIR, DeJuan	3-BLAIR, DeJuan