

# 2016-17 MEN'S BASKETBALL GAME NOTES



# 10

**Pitt (7-2, 0-0 ACC) vs. Penn State (6-4, 0-0 Big Ten)**

**Saturday, Dec. 10, 2016 • 2:30 p.m. • CBS Sports Network  
Newark, N.J. • Prudential Center (18,711)**

## 2016-17 SCHEDULE

2K Classic Benefiting Wounded Warrior Project		
N. 11	EASTERN MICHIGAN (ACCN EXTRA)	W, 93-90 **
N. 14	GARDNER-WEBB (ACCN EXTRA)	W, 99-80
N. 17	+ vs. SMU (ESPN2)	L, 67-76
N. 18	+ vs. Marquette (ESPN2)	W, 78-75

N. 22	YALE (ACCN EXTRA)	W, 75-70
N. 25	MOREHEAD STATE (ACCN EXTRA)	W, 76-63

ACC / Big Ten Challenge		
N. 29	at Maryland (ESPN2)	W, 73-59

D. 2	& vs. Duquesne (ACCN Extra)	L, 64-55
D. 7	BUFFALO (ACCN EXTRA)	W, 84-79

Never Forget Tribute Classic		
D. 10	> vs. Penn State (CBSSN)	2:30 PM

D. 17	RICE (ACCN EXTRA)	7 PM
D. 21	OMAHA (ACCN EXTRA)	7 PM
D. 28	MARSHALL (ACCN EXTRA)	7 PM
D. 31	NOTRE DAME * (ACCN)	12 / 2 PM
J. 4	VIRGINIA * (RSN)	9 PM
J. 7	at Syracuse * (ACCN)	12 PM
J. 11	at Louisville * (RSN)	7 PM
J. 14	MIAMI * (RSN)	12 PM
J. 17	at NC State * (ESPNU)	7 PM
J. 24	LOUISVILLE * (ESPNU)	7 PM
J. 28	CLEMSON * (RSN)	12 PM
J. 31	at North Carolina * (ESPN2)	7 PM
F. 4	at Duke * (CBS)	1 PM
F. 8	at Boston College * (RSN)	7 PM
F. 11	SYRACUSE * (ACCN)	1 PM
F. 14	VIRGINIA TECH * (ESPN / ESPN2)	7 PM
F. 18	FLORIDA STATE * (ESPN / ESPN2)	4 PM
F. 22	at Wake Forest * (RSN)	7 PM
F. 25	NORTH CAROLINA * (ACCN)	12 PM
F. 28	at Georgia Tech * (ESPNU)	9 PM
M. 4	at Virginia * (ACCN)	12 PM

ACC Tournament		
M. 7-11	^ ACC Tournament (ESPN/ACCN)	TBD

Home games in **BOLDFACE CAPS**

\* - indicates Atlantic Coast Conference game

[ ] - denotes Pitt/opponent AP ranking at time of game

+ Madison Square Garden - New York, N.Y.

& PPG Paints Arena - Pittsburgh, Pa.

> Prudential Center - Newark, N.J.

^ Barclays Center - Brooklyn, N.Y.

All game times are Eastern Time Zone

• denotes overtime(s)

## PITT INFORMATION

**Pitt**



**Panthers**

Record (ACC) 7-2 (0-0 ACC)  
AP / Coaches Polls nr / nr  
Last Game W, 84-79 vs. Buffalo (12/7)

Head Coach Kevin Stallings (Purdue, '82)  
Pitt Record 7-2 (First Season)  
Career Record 462-285 (24th Season)  
vs. Penn State 0-0

## OPPONENT INFORMATION

**Penn State**



**Nittany Lions**

Record (Conference) 6-4 (0-0 Big Ten)  
AP / Coaches Polls nr / nr  
Last Game L, 85-66 vs. George Mason (12/7)

Head Coach Pat Chambers (Philadelphia, '94)  
Penn State Record 78-95 (Sixth Season)  
Career Record 120-123 (Eighth Season)

## BROADCAST INFORMATION

CBS Sports Network Play-by-Play: Carter Blackburn  
Analyst: Pete Gillen  
Sideline: Jon Rothstein

Pitt IMG Sports Network (Flagship - 93.7 The Fan)

Play-by-Play: Bill Hillgrove

Analyst: Dick Groat

Westwood One Play-by-Play: Gary Cohen  
Analyst: Kelly Tripucka

Sirius / XM 132 / 194

## PITT PANTHERS AVERAGES

No.	Name (Ht., Wt., Yr.)	Pos.	PPG	RPG	APG	Notables
0	Crisshawn Clark (6-4, 210, So.)	G	-	-	-	will miss 2016-17 with left knee injury
1	* Jamel Artis (6-7, 215, Sr.)	G	19.3	5.4	3.6	8 double-figure scoring games
2	* Michael Young (6-9, 235, Sr.)	F	22.3	7.9	2.6	20 or more points in 6 of 9 games
3	Damon Wilson (6-5, 195, So.)	G	0.9	0.8	0.6	5 points & 4 rebounds vs. Gardner-Webb
4	Ryan Luther (6-9, 225, Jr.)	F	6.6	4.7	0.6	7.3 rebounds per game over past 3 contests
5	Justice Kithcart (6-1, 185, Fr.)	G	1.4	0.8	1.2	14.3 minutes per game
11	Corey Manigault (6-8, 230, Fr.)	F	0.8	1.2	0.4	2 points & 2 rebounds vs. Morehead State
12	* Chris Jones (6-6, 215, R-Sr.)	G/F	7.7	3.0	3.6	29 assists & 9 turnovers on the year
21	* Sheldon Jeter (6-8, 230, Sr.)	F	6.3	7.8	1.1	team-high 8 steals
23	* Cameron Johnson (6-8, 210, R-So.)	G	12.1	4.2	2.2	5 straight double-figure scoring games
25	Rozelle Nix (6-11, 300, R-Jr.)	C	0.0	1.7	0.0	4 rebounds in debut vs. Gardner-Webb
35	Zach Smith (6-3, 200, R-Jr.)	G	0.0	0.0	0.0	played two seasons at Pitt-Bradford
50	Ryan Seelye (6-6, 225, So.)	F	2.0	0.0	0.0	2 points vs. Gardner-Webb
55	Jonathan Milligan (6-2, 170, R-Jr.)	G	2.7	0.3	0.6	career-high 10 points vs. Gardner-Webb

• - projected starter

@Pitt\_MBB

**Matt Plizga, Assistant Athletic Director of Media Relations**  
mplizga@athletics.pitt.edu | O: 412-648-8242 C: 919-812-0882

## BY THE NUMBERS

- Pitt is 1-2 on the year in neutral site games and will be playing away from home for the fifth time in 10 games. The Panthers will play five consecutive home contests following Saturday's tilt with Penn State.
- The Panthers are 1-0 on the year and 156-177 all-time against teams currently in the Big Ten. Pitt posted a 73-59 win at Maryland in the ACC-Big Ten Challenge.
- Pitt's 392 wins since the start of the 2001-02 season are the 10th-most in the NCAA. The Panthers have 14 seasons with 20 or more wins in that span.
- **Michael Young** is one of four players in the NCAA averaging over 20.0 points, 7.5 rebounds and 2.5 assists per game. He is joined on the list by Evan Bradds (Belmont), Patrick Cole (NC Central) and Detric Lawson (Memphis).
- **Michael Young** (22.3 ppg.) and **Jamel Artis** (19.3 ppg.) rank first and fourth in the ACC in scoring. The duo has combined for 50 or more points in a game twice and both players have topped the 20-point mark in the same game five times.
- Either **Jamel Artis** or **Michael Young** have led the Panthers in scoring in 36 of the past 42 games, including all eight games this season. Young has led the team or shared the team lead in scoring in each of the past eight games.
- Pitt has four rotation players - **Sheldon Jeter**, **Cameron Johnson**, **Ryan Luther** and **Michael Young** - from the Greater Pittsburgh area. The quartet combines to average 47.3 points and 24.1 rebounds per game.
- **Michael Young** (22.3 ppg.) and **Jamel Artis** (19.3 ppg.) comprise the leading scoring tandem in the ACC at 41.6 points per game. The duo has delivered 50.7 percent (355-of-700) of the team's scoring through nine games.
- **Cameron Johnson** has scored in double figures in five consecutive games and is averaging 14.6 points and 5.0 rebounds per game in that span. He has made 13 three-point field goals and is 14-of-16 from the foul line over the past five games.

- **Michael Young** ranks second in the ACC and 20th in the country in KenPom.com offensive rating at 118.5 points per 100 possessions (minimum 28 percent of possessions used).
- Seniors - **Jamel Artis**, **Sheldon Jeter**, **Chris Jones** and **Michael Young** - have accounted for 68.7 percent (481-of-700) of Pitt's scoring through five games. The group has combined for 24 double-figure scoring games.
- **Chris Jones** is third in the ACC in assist-to-turnover ratio (3.22:1). He has recorded 29 assists with just nine turnovers through the first nine games of the season. He entered the year with a career 1.76:1 assist-to-turnover ratio.
- **Ryan Luther** had a season-high 11 points to go along with seven rebounds in Wednesday's win over Buffalo. He is averaging 7.0 points and 6.5 rebounds per game over the past four contests.
- **Michael Young** is the only player in the ACC to rank in the top 10 in scoring (1st - 22.3 ppg.), rebounds (9th - 7.9 rpg.), field goal percentage (8th - .527) and free throw percentage (9th - .836).
- **Jamel Artis** is averaging 9.6 points per game on 57.1 percent (28-of-49) shooting from the field in the opening half of play this season. He is 12-of-20 from three-point range before intermission.
- Pitt is 4-0 in games decided by five points or less. The Panthers were 4-4 in such games a year ago.
- The Panthers are averaging 18.2 made free throws per game and have made more free throws (164) than their opponents have attempted (140) on the year. Pitt is 4-1 when making more free throws than its opponents attempt in a game.
- Pitt has a +23.0 scoring margin during its current six-game win streak against Penn State. The Panthers have won four of the six contests by 20 or more points.
- The Panthers are shooting 49.6 percent (102-of-238) from the field, including 41.7 percent (43-of-103) from three-point range, in the opening half of play. Those numbers slip to 42.9 percent (102-of-238) from the field and 25.0 percent (19-of-76) from three-point range after intermission.

## STATS COMPARISON

	Pitt	Penn State
Points	77.8	71.7
Opp. Points	72.9	70.8
Rebounds	38.4	35.5
Opp. Rebounds	35.4	39.6
Off. Rebounds	8.9	9.5
Opp. Off. Rebounds	10.7	11.5
Field Goal Pct.	.460	.413
Opp. Field Goal Pct.	.417	.420
3-Point Pct.	.332	.346
Opp. 3-Point Pct.	.294	.354
3-Point FGs	6.9	7.2
Opp. 3-Point FGs	7.0	7.0
3-Point FG Attempts	20.8	20.8
Opp. 3-Point FG Attempts	23.8	19.8
Free Throw Pct.	.722	.792
Opp. Free Throw Pct.	.736	.741
Free Throws Made	18.2	14.1
Opp. Free Throws Made	11.4	12.6
Personal Fouls	17.1	17.7
Assists	15.4	14.3
Turnovers	11.3	13.4
Opp. Turnovers	9.3	15.5
Blocked Shots	4.1	6.3
Steals	3.6	6.8

## THE SERIES HISTORY

All-Time Record	Pitt trails 75-71
Under Kevin Stallings	first meeting
Neutral site	first meeting
Last 10 games	Pitt leads 8-2
Last 20 games	Pitt leads 14-6
Current streak	Pitt W, 6

- Pitt won the last meeting between the two schools, 78-69, Dec. 3, 2013.
- Five of the past six Pitt wins in the series have been by double-digits.
- The two teams met for the first time March 5, 1906 in Pittsburgh.

## HONORS & AWARDS

<b>Jamel Artis</b>	Preseason third team All-ACC ( <i>Athlon</i> )
<b>Cameron Johnson</b>	NABC Good Works Team (nominee)
<b>Michael Young</b>	2K Classic All-Tournament Team ACC Player of the Week (11/21) ACC Co-Player of the Week (11/14) NCAA March Madness All-Week Team (11/29) Preseason second team All-ACC ( <i>ACSMA</i> ) Karl Malone Player of the Year - Top PF (watch list) Senior CLASS Award (nominee) No. 58 CBS Sports Top 100 ( <i>CBSSports.com</i> ) No. 25 Power Forward in the NCAA ( <i>Lindy's</i> ) Preseason second team All-ACC ( <i>Athlon</i> ) No. 10 Top Post Prospect in the NCAA ( <i>Athlon</i> )

CAM ON THE RISE			
Player, School	15-16	16-17	+
1. Ben Lammers, GT	3.6	15.8	+12.2
2. John Collins, WF	7.3	18.1	+10.8
3. Matt Farrell, ND	2.6	12.4	+9.8
4. Jerome Robinson, BC	11.7	20.8	+9.1
5. Luke Kennard, Duke	11.8	20.4	+8.6
6. Cameron Johnson, UP	4.8	12.1	+7.3

## TOP TEAMS SINCE 2001-02

• Pitt is one of the top programs in terms of wins and winning percentage in the country since the start of the 2001-02 season.

### NCAA • Top Winning Pct since 2001-02 Season

Rk	Team	2016-17	2001-P	PCT
1.	Kansas	8-1	454-96	.825
2.	Gonzaga	8-0	422-94	.818
3.	Duke	9-1	438-99	.816
4.	Kentucky	8-1	418-125	.770
5.	Memphis	6-2	404-129	.758
6.	Louisville	8-1	399-135	.747
7.	<b>Pitt</b>	<b>7-2</b>	<b>392-136</b>	<b>.742</b>
8.	Wisconsin	8-2	387-135	.740
9.	Florida	7-2	393-142	.735
	Syracuse	5-3	394-142	.735
11.	North Carolina	9-1	401-145	.734
12.	Ohio State	7-2	382-149	.719
	Arizona	7-2	377-147	.719
14.	Connecticut	4-4	379-150	.716
15.	Michigan State	6-4	382-156	.710

### NCAA • Most Wins since 2001-02 Season

Rk	Team	Wins
1.	Kansas	454
2.	Duke	438
3.	Gonzaga	422
4.	Kentucky	418
5.	Memphis	404
6.	North Carolina	401
7.	Louisville	399
8.	Syracuse	394
9.	Florida	393
10.	<b>Pitt</b>	<b>392</b>
11.	Wisconsin	387
12.	Ohio State	382
	Michigan State	382
14.	Connecticut	379
15.	Arizona	377

through Dec. 7

## HOME COURT ADVANTAGE

• Pitt has compiled a 227-35 (.866) record, including a 132-5 (.964) ledger in non-conference play, at the Petersen Events Center.

• Pitt is 21-14 (.600) versus teams ranked in the top 25 of the AP Poll at the Petersen Events Center, with a 14-4 (.778) mark against top-10 teams and a 9-1 (.900) ledger versus teams ranked in the top-5 nationally.

### NCAA • Homecourt Wins since 2002-03 Season

Rk	Team	Wins
1.	Kansas	231
2.	<b>Pitt</b>	<b>227</b>
3.	Memphis	225
4.	Syracuse	221
5.	Duke	218

### NCAA • Homecourt Winning Pct. since 2002-03 Season

Rk	Team	Wins	Losses	PCT
1.	Kansas	231	11	.955
2.	Duke	218	16	.932
3.	Gonzaga	179	16	.918
4.	Michigan State	203	24	.894
5.	Wisconsin	213	26	.891
	Kentucky	212	26	.891
7.	Memphis	225	31	.879
8.	Florida	203	31	.868
	North Carolina	192	29	.869
10.	<b>Pitt</b>	<b>227</b>	<b>35</b>	<b>.866</b>

## STALLINGS ON THE ACTIVE WINS LIST

• Head coach Kevin Stallings, in his 24th season manning the sidelines, has won 462 games - the 25th-most wins among active NCAA Division I coaches.

• Stallings has led his teams to 12 seasons with 20 or more wins and 16 postseason appearances, including nine NCAA Tournament bids.

### NCAA Active Coaches • Most Wins

Rk	Coach, Current Team	Season	Wins
1.	Mike Krzyzewski, Duke	42nd	1,052
2.	Jim Boeheim, Syracuse	41st	889
3.	Roy Williams, North Carolina	29th	792
4.	Rick Pitino, Louisville	31st	753
5.	Bob Huggins, West Virginia	32nd	726
6.	Cliff Ellis, Coastal Carolina	39th	719
7.	John Calipari, Kentucky	25th	670
8.	Rick Barnes, Tennessee	30th	623
9.	Bill Self, Kansas	24th	600
10.	Lon Kruger, Oklahoma	31st	596
11.	Jim Larranaga, Miami	31st	595
12.	Dana Altman, Oregon	28th	571
13.	Tubby Smith, Memphis	26th	563
14.	Steve Fisher, San Diego State	27th	556
15.	Fran Dunphy, Temple	28th	530
	Tom Izzo, Michigan State	22nd	530
17.	Bob McKillop, Davidson	28th	521
18.	Larry Eustachy, Colorado State	26th	496
19.	John Beilein, Michigan	25th	489
20.	Leonard Hamilton, Florida State	29th	486
21.	Jay Wright, Villanova	23rd	485
22.	Mark Few, Gonzaga	18th	475
23.	Kelvin Sampson, Houston	24th	465
24.	Mike Brey, Notre Dame	22nd	464
25.	<b>Kevin Stallings, Pitt</b>	<b>24th</b>	<b>462</b>

through Dec. 7

## NEW COACH; OLD PLAYERS

• Head coach Kevin Stallings' first edition of Pitt basketball is headlined by four seniors - **Jamel Artis, Sheldon Jeter, Chris Jones and Michael Young**.

• Pitt's four returning seniors are the most productive group in the ACC, combining for 3,753 points and 1,723 rebounds in 400 career games (244 starts).

• Pitt's veteran quartet combined for 75 points, 31 rebounds and 14 assists, while going 18-of-43 from the field and 33-of-41 from the free throw line in the season opener.

• The Panther seniors are averaging 55.6 points, 23.6 rebounds and 10.5 assists per game. The group has accounted for 24 of the team's 32 double-figure scoring games, including all 11 games with 20 or more points scored.

• Pitt's seniors have combined to score 68.7 percent (481-of-700) of the team's points and grab 59.8 (207-of-346) of the team's rebounds this season.

### Pitt Senior Production

Rk	Opponent (Date)	PTS	REB	AST
1.	Eastern Michigan (Nov. 11, 2016)	75	31	14
2.	vs. Marquette (Nov. 18, 2016)	68	20	9
3.	Buffalo (Dec. 7, 2016)	56	17	11
4.	at Maryland (Nov. 29, 2016)	55	27	6
5.	Yale (Nov. 22, 2016)	53	27	9
6.	Gardner-Webb (Nov. 14, 2016)	51	27	16
7.	vs. SMU (Nov. 17, 2016)	47	20	8
8.	Morehead State (Nov. 25, 2016)	41	19	12
9.	* vs. Duquesne (Dec. 2, 2016)	35	19	6

\* Artis did not play

## PITT SEASON & CAREER TOTALS

	2016-17	Career
<b>Double-Figure Scoring Games</b>		
Michael Young	9 (7-2)	69 (47-22)
Jamel Artis	8 (7-1)	59 (40-19)
Sheldon Jeter	3 (3-0)	26 (21-5)
Chris Jones	4 (3-1)	25 (17-8)
Cameron Johnson	6 (5-1)	10 (9-1)
Ryan Luther	1 (1-0)	7 (5-2)
Damon Wilson	-	2 (2-0)
Jonathan Milligan	1 (1-0)	1 (1-0)

### 20+ Point Games

Michael Young	6 (5-1)	20 (15-5)
Jamel Artis	5 (4-1)	18 (15-3)
Sheldon Jeter	-	2 (2-0)
Cameron Johnson	-	2 (2-0)
Chris Jones	-	1 (1-0)
Damon Wilson	-	1 (1-0)

### 30+ Point Games

Michael Young	1 (1-0)	1 (1-0)
Jamel Artis	-	1 (1-0)

### 10+ Rebound Games

Michael Young	2 (2-0)	13 (10-3)
Jamel Artis	-	3 (3-0)
Sheldon Jeter	2 (1-1)	3 (2-1)
Ryan Luther	-	1 (1-0)

### Double-Doubles

Michael Young	2 (2-0)	11 (9-2)
Jamel Artis	-	2 (2-0)
Sheldon Jeter	1 (1-0)	2 (2-0)
Ryan Luther	-	1 (1-0)

### 3+ Three-Point FG Games

Jamel Artis	1 (1-0)	7 (5-2)
Chris Jones	-	7 (4-3)
Cameron Johnson	4 (4-0)	7 (7-0)
Sheldon Jeter	-	2 (1-1)

### Scoring Leaders

Michael Young	8 (6-2)	34 (22-12)
Jamel Artis	1 (1-0)	30 (20-10)
Chris Jones	-	3 (1-2)
Cameron Johnson	2 (2-0)	3 (3-0)
Sheldon Jeter	-	2 (2-0)
Ryan Luther	-	2 (0-2)
Damon Wilson	-	1 (1-0)

### Rebounding Leaders

Michael Young	6 (5-1)	40 (23-17)
Jamel Artis	-	17 (9-8)
Sheldon Jeter	4 (2-2)	12 (7-5)
Ryan Luther	1 (1-0)	3 (2-1)
Chris Jones	-	1 (1-0)
Cameron Johnson	-	1 (1-0)

### Assists Leaders

Jamel Artis	4 (4-0)	14 (9-5)
Chris Jones	3 (2-1)	8 (7-1)
Michael Young	2 (0-2)	7 (4-3)
Damon Wilson	-	2 (1-1)
Cameron Johnson	2 (2-0)	2 (2-0)

Record in such games in ( )



## STREAKS

Overall	Won 1
Unranked teams anywhere	Won 1
Ranked teams anywhere	Lost 1
Home	Won 6
Home ACC	Won 1
Home non-conference	Won 10
Home unranked non-conference	Won 14
Home ranked teams	Won 1
Home unranked teams	Won 6
Road	Won 1
Road ACC	Lost 2
Road ranked teams	Lost 8
Road unranked teams	Won 1
Neutral	Lost 1
Neutral ranked teams	Lost 4
Neutral unranked teams	Lost 1

### Consecutive Made Free Throws (active streak)

Jonathan Milligan	6
Michael Young	3
Cameron Johnson	3
Chris Jones	1
Damon Wilson	1

### Consecutive Games with a Three-Point Field Goal

Cameron Johnson	5
Michael Young	4
Jamel Artis	3
Sheldon Jeter	2
Ryan Luther	1

Games Played	2016-17	Career
Michael Young	9 (7-2)	112 (73-39)
Jamel Artis	8 (7-1)	111 (73-38)
Chris Jones	9 (7-2)	106 (70-36)
Sheldon Jeter	9 (7-2)	73 (44-29)
Ryan Luther	9 (7-2)	64 (42-22)
Cameron Johnson	9 (7-2)	49 (33-16)
Damon Wilson	9 (7-2)	39 (26-13)
Jonathan Milligan	9 (7-2)	13 (10-3)
Ryan Seelye	1 (1-0)	9 (9-0)
Justice Kithcart	9 (7-2)	9 (7-2)
Rozelle Nix	3 (3-0)	3 (3-0)
Corey Manigault	5 (4-1)	5 (4-1)
Zach Smith	1 (1-0)	1 (1-0)

### Starts

	Consecutive	Career
Michael Young	7 (5-2)	110 (72-38)
Jamel Artis	1 (1-0)	75 (47-28)
Chris Jones	10 (7-3)	39 (24-15)
Sheldon Jeter	9 (7-2)	22 (11-11)
Cameron Johnson	9 (7-2)	10 (7-3)
Ryan Luther	-	1 (1-0)
Damon Wilson	-	1 (0-1)

Record in such games at Pitt in ( )

## PITT'S DYNAMIC DUO

- Michael Young and Jamel Artis continue to form one of the most dynamic scoring tandems in the country. The duo has combined for 50 or more points in a game twice this season and is currently averaging 41.6 points per game.
- Either Young or Artis have led the Panthers in scoring in 36 of the past 42 games, including all nine contests this season.

### ACC • Top Scoring Tandems

Rk	Players (PPG), Team	PPG
1.	Michael Young (22.3) & Jamel Artis (19.3), Pitt	41.6
2.	L. Kennard (20.4) & G. Allen (15.9), Duke	36.3
3.	D. Smith (18.3) & T. Dorn (17.9), NC State	36.2
4.	B. Colson (17.1) & V. Beachem (16.8), Notre Dame	33.9
5.	D. Bacon (16.7) & J. Isaac (15.1), Florida State	31.8
6.	J. Collins (18.1) & K. Woods (13.0), Wake Forest	31.1

through Dec. 7

## MORE ON PITT'S POTENT 1-2 PUNCH

- Jamel Artis and Michael Young have each topped the 20-point mark in five of Pitt's seven games this season.
- The tandem's five games with each player topping the 20-point mark is already tied for the third-most at Pitt since the start of the 1972-73 season.
- Young leads the ACC in scoring at 22.3 points per game, while Artis is fourth at 19.3 points per game.
- Artis and Young both topped the 20-point mark in three consecutive games from Nov. 17-22, becoming the first duo to accomplish that feat in the past 30 seasons.

### Pitt's 1-2 Punch Production • Artis & Young

Rk	Opponent (Date)	PTS	FG-FGA	FT-FTA
1.	Eastern Michigan (Nov. 11, 2016)	53	13-of-26	22-of-25
2.	vs. Marquette (Nov. 18, 2016)	51	18-of-35	12-of-14
3.	at Maryland (Nov. 29, 2016)	47	15-of-32	13-of-15
4.	Yale (Nov. 22, 2016)	44	16-of-30	12-of-13
5.	vs. SMU (Nov. 17, 2016)	42	13-of-25	14-of-19

### Pitt • 20+ Point Tandems since 1972-73 season

Rk	Players, Year	Games
1.	Brian Shorter & Jason Matthews, 1989-90	7
2.	Charles Smith & Jerome Lane, 1986-87	6
3.	Jamel Artis & Michael Young, 2016-17	5
	Brian Shorter & Bobby Martin, 1989-90	5
	Jason Matthews & Bobby Martin, 1989-90	5
	Charles Smith & Curtis Aiken, 1986-87	5

### ACC • 20+ Point Scoring Games

Rk	Player, Team	Games
1.	Michael Young, Pitt	6
2.	Jamel Artis, Pitt	5
	Luke Kennard, Duke	5
	Jerome Robinson, Boston College	5
3.	Dennis Smith, NC State	4
	Justin Jackson, North Carolina	4
	Joel Berry, North Carolina	4
6.	Ja'Quan Newton, Miami	3
	Grayson Allen, Duke	3
	John Collins, Wake Forest	3
	Bonzi Colson, Notre Dame	3
	Torin Dorn, NC State	3
	Terry Henderson, NC State	3

through Dec. 7

## YOUNG AMONG NCAA BEST

- Michael Young, a preseason second team All-ACC selection, leads the ACC and is tied for 17th nationally in scoring at 22.3 points per game.
- Young registered a career-high 30 points on 11-of-20 shooting from the field and 7-of-7 from the free throw line in a win over Marquette. He had 19 points on 8-of-11 from the field in the second half of play.
- Young scored 20 or more points in five consecutive games from Nov. 17 - Nov. 29. He became the first Panther to top the 20-point mark in five consecutive games since Vonteeogo Cummings scored 20 or more points in the first five games of the 1997-98 season.
- Young has scored in double figures 69 times in his career, including 38 of the past 42 contests.
- In addition to leading the league in scoring, Young ranks ninth in rebounding (7.9 rpg.), eighth in field goal percentage (.527) and ninth in free throw percentage (.836). He is the only player in the ACC to rank in the top 10 in all four categories.

### NCAA • Scoring Leaders

Rk	Player, School	PPG
1.	Marcus Keene, Central Michigan	31.4
2.	DeWayne Russell, Grand Canyon	26.7
3.	Alec Peters, Valparaiso	25.1
4.	Jack Gibbs, Davidson	24.3
5.	Chris Clemons, Campbell	24.0
6.	Peter Jok, Iowa	23.9
7.	Jawun Evans, Oklahoma State	23.6
8.	Tyler Hall, Montana State	23.5
9.	Jaylen Adams, St. Bonaventure	23.4
10.	Garret Covington, Western Illinois	23.3
11.	Marcus Evans, Rice	23.1
12.	Markelle Fultz, Washington	23.0
13.	Tiwan Kendley, Morgan State	22.9
14.	Jonathan Stark, Murray State	22.6
	Dikembe Dixon, Illinois-Chicago	22.6
16.	T.J. Williams, Northeastern	22.4
17.	Michael Young, Pitt	22.3
	Kendrick Ray, Kennesaw State	22.3
	Alec Wintering, Portland	22.3
20.	Nisre Zouzoua, Bryant	22.0

through Dec. 7

## PITT'S 1,400-PT / 700-REB CLUB

- Michael Young is close to joining a select club at Pitt with over 1,400 points and 700 rebounds in a career. He enters Saturday's game against Penn State 12 points and five rebounds shy of becoming the eighth Panther player to reach both of those plateaus.
- Young is also 24 assists shy of becoming just the third player on that list to also surpass the 200-assist mark.

### Pitt • 1,400-Point / 700-Rebound Club

Player, Years	Points	Rebounds	Assists
Billy Knight, 1972-74	1,731	938	206
Sam Clancy, 1978-81	1,671	1,342	188
Clyde Vaughan, 1981-84	2,033	922	90
Charles Smith, 1985-88	2,045	987	171
Brian Shorter, 1989-91	1,633	772	123
Ricardo Greer, 1998-01	1,753	888	373
Sam Young, 2006-09	1,884	712	138

Michael Young, 2014-p.      1,388      695      176

## BACK-TO-BACK ACC POTW HONORS

- **Michael Young** was named ACC Player of the Week in each of the first two weeks of the season. He is the first Panther to claim conference POTW accolades in consecutive weeks since Sam Clancy accomplished that feat during the 1978-79 season.
- Young shared the Nov. 14 award with North Carolina's Joel Berry after registering 26 points, 10 rebounds and five assists in a season-opening win over Eastern Michigan.
- Young claimed ACC POTW honors Nov. 21 after averaging 23.3 points, 7.3 rebounds, 2.0 assists and 1.0 blocks per game as Pitt went 2-1 in the 2K Classic benefiting Wounded Warrior Project. He shot 54.8 percent (23-of-42) from the field, including 50.0 percent (3-of-6) from three-point range, and 91.3 percent (21-of-23) from the foul line for the week.

## Pitt • Career Conference Player of the Week Honors

Rk	Player, Years	Awards
1.	Sam Clancy, 1977-81	3
	Clyde Vaughan, 1980-84	3
	Lamar Patterson, 2010-14	3
	Vonteego Cummings, 1995-99	3
	Brandin Knight, 1999-03	3
	Carl Krauser, 2002-06	3
	Sam Young, 2005-09	3
7.	<b>Michael Young, 2013-p.</b>	2
	<b>Jamel Artis, 2013-p.</b>	2
	Sammie Ellis, 1978-80	2
	Charles Smith, 1984-88	2
	Brian Shorter, 1988-91	2
	Chris McNeal, 1990-93	2
	Jerry McCullough, 1991-96	2
	Ashton Gibbs, 2008-12	2

## ARTIS EMBRACES MOVE TO PG

- **Jamel Artis** has made a smooth transition to the point averaging 19.3 points, 5.4 rebounds and 3.6 assists per game. He ranks fourth in the ACC in scoring and tied for second in 20+ point scoring games with five.
- Artis has 59 double-digit scoring games in his career, including 18 games with 20 or more points scored.
- Artis is one of two players in the ACC (along with Duke's Luke Kennard) currently averaging at least 17.0 points, 5.0 rebounds and 3.0 assists per game.
- Artis opened the 2016-17 campaign with 27 points, nine rebounds and three assists in a win over Eastern Michigan. He was a career-best 11-of-12 from the foul line in the win.
- Artis scored 20 points vs. SMU, 21 points vs. Marquette and 20 points vs. Yale to top the 20-plateau in three consecutive games for the second time in his career.
- Artis is 14 points shy of moving into the top 20 on Pitt's all-time scoring leaders chart. He is currently 23rd overall with 1,268 career points.

## ACC • Players Averaging 17.0 PPG, 5.0 RPG & 3.0 APG

Player, School	PPG	RPG	APG
<b>Jamel Artis, Pitt</b>	<b>19.3</b>	<b>5.4</b>	<b>3.6</b>
Luke Kennard, Duke	20.4	6.2	3.2

through Dec. 7

## JOHNSON AMONG MOST IMPROVED

- **Cameron Johnson** is averaging 11.5 points per game, up 6.7 points per game from a year ago and tied for the eighth-largest increase in the ACC. He has scored in double figures five times, including each of the past four contests.
- Johnson has made three or more three-pointers in a game four times this season. He ranks among the league leaders in three-point percentage (5th - .5450) and three-point field goals (8th - 2.25 3pg.).
- Johnson has scored in double figures in a career-best five consecutive games and is averaging 14.6 points and 5.0 rebounds in that span.
- Johnson set a school record with eight consecutive made three-point field goals earlier this season. He made his final attempt against Eastern Michigan, all four attempts versus Gardner-Webb and his first three attempts against SMU.
- Johnson ranked third in the ACC in three-point percentage (.457) and tied for sixth in three-point field goals per game (2.33 3pg.).

## ACC • Largest Scoring Increase from 2015-16

Rk	Player, School	2015-16	2016-17	+
1.	Ben Lammers, GT	3.6	15.8	+12.2
2.	John Collins, Wake Forest	7.3	18.1	+10.8
3.	Matt Farrell, Notre Dame	2.6	12.4	+9.8
4.	Jerome Robinson, BC	11.7	20.8	+9.1
5.	Luke Kennard, Duke	11.8	20.4	+8.6
6.	<b>Cameron Johnson, Pitt</b>	<b>4.8</b>	<b>12.1</b>	<b>+7.3</b>
7.	Quinten Stephens, GT	5.0	11.8	+6.8
8.	Frank Howard, Syracuse	1.6	8.3	+6.7
9.	<b>Michael Young, Pitt</b>	<b>15.7</b>	<b>22.3</b>	<b>+6.6</b>
10.	Kenny Williams, North Carolina	0.8	7.1	+6.3

through Dec. 7

## Pitt • Consecutive Three-Point Field Goals

Rk	Player (Dates)	Consecutive 3FG
1.	Cameron Johnson (Nov. 11-17, 2016)	8
2.	Sean Miller (Feb. 12-14, 1991)	7
	Sean Miller (Dec. 2-7, 1987)	7
	Josh Newkirk (March 1-8, 2014)	7
5.	Jason Maile (Jan. 29-Feb.1, 1997)	6
	Jason Maile (Feb. 12, 1997)	6
	Jason Maile (Dec. 27, 1996)	6
	Ashton Gibbs (Jan. 29-Feb. 5, 2011)	6

## REUNITED

- Senior **Sheldon Jeter** and head coach **Kevin Stallings** are reunited for the Beaver Falls, Pa., native's final year of eligibility. Jeter committed out of high school to Stallings and played his freshman season at Vanderbilt before electing to transfer closer to home.
- Last season, Jeter emerged as one of the top sixth men in the ACC averaging 8.1 points and 4.8 rebounds in 18.6 minutes per game. He shot a career-best 53.3 percent (104-of-195) from the field and 83.3 percent (45-of-54) from the foul line.
- Jeter opened this season with a 12-point, nine-rebound effort against Eastern Michigan, before posting his second career double-double with 14 points and a career-high 13 rebounds in a win over Gardner-Webb.
- Jeter is currently tied for 13th in the ACC in rebounding at 7.3 rpg. He has grabbed seven or more rebounds six times with a pair of double-digit rebounding efforts.

## PITT CAREER SCORING LEADERS

Rk	Player (Years)	Points
1.	Charles Smith (1984-88)	2,045
2.	Clyde Vaughan (1980-84)	2,033
3.	Larry Harris (1974-78)	1,914
4.	Sam Young (2005-09)	1,884
5.	Don Hennon (1956-59)	1,841
6.	Jason Matthews (1987-91)	1,840
7.	Ricardo Greer (1997-01)	1,753
8.	Ashton Gibbs (2008-12)	1,748
9.	Billy Knight (1971-74)	1,731
10.	Sam Clancy (1977-81)	1,671
11.	Carl Krauser (2002-06)	1,642
12.	Brian Shorter (1988-91)	1,633
13.	Vonteego Cummings (1995-99)	1,581
14.	Demetreus Gore (1984-88)	1,555
15.	Julius Page (2000-04)	1,512
16.	Brandin Knight (1999-03)	1,440
17.	Lamar Patterson (2009-14)	1,410
18.	<b>Michael Young (2013-p.)</b>	<b>1,388</b>
19.	Jerry McCullough (1991-96)	1,342
20.	Sean Miller (1987-92)	1,282
	Bobby Martin (1987-91)	1,282
22.	Chevon Troutman (2001-05)	1,274
23.	<b>Jamel Artis (2013-p.)</b>	<b>1,268</b>
24.	Jaron Brown (2000-04)	1,258
25.	Levance Fields (2005-09)	1,247
26.	Jerome Lane (1985-88)	1,217
27.	Curtis Aiken (1983-87)	1,200
28.	Bob Lazor (1954-57)	1,175
29.	John Riser (1954-57)	1,164
30.	Kent Scott (1969-72)	1,143
31.	Isaac Hawkins (1996-01)	1,127
32.	Talib Zanna (2009-14)	1,117
33.	James Robinson (2012-16)	1,115
	Calvin Sheffield (1961-64)	1,115
35.	Brian Generalovich (1961-64)	1,114
36.	Aaron Gray (2003-07)	1,109
37.	Tray Woodall (2008-13)	1,108
38.	Donatas Zavackas (1999-03)	1,099
39.	Ronald Ramon (2004-08)	1,096
40.	Brad Wanamaker (2007-11)	1,090
41.	Chris McNeal (1990-93)	1,067
42.	Carlton Neverson (1978-81)	1,057
43.	Julius Pegues (1955-58)	1,050
44.	Rod Brookin (1986-90)	1,047
45.	Gilbert Brown (2006-11)	1,046
46.	Darelle Porter (1987-91)	1,007

## PITT CULTURE OF SUCCESS

- Compiled a 392-136 record since the start of the 2001-02 season and .742 winning percentage, which ranks among the nation's top-10 best winning percentages during that span.
- Owns a 169-89 league record and .655 winning percentage in league regular season play (ACC and Big East) since the start of the 2001-02 season.
- Advanced to the NCAA Tournament in 13 of the last 15 seasons, one of only eight schools nationally to achieve that honor. The 13 appearances rank as the second-most in the ACC during that span.
- Claimed six Big East championships, including four regular season titles (2002, 2003, 2004 and 2011), and two tournament titles (2003 and 2008).
- Ascended to the nation's No. 1 ranking for the first time in school history (2008-09 season).
- Awarded with a No. 1 seed upon entering the NCAA Tournament for the first time in school history (2009) and two times overall (2009 and 2011).
- Surpassed both 20 wins overall and 10 wins in conference regular season play 12 times since the 2001-02 season.
- Advanced to the NCAA Elite Eight for the second time in school history (2009) and NCAA Sweet Sixteen play five times since the 2001-02 season. Only 11 programs have advanced to more Sweet Sixteens during that span (Duke-10, Kansas-10, Michigan State-8, Connecticut-7, Arizona-7, Syracuse-7, North Carolina-7, Wisconsin-7, Louisville-6, Kentucky-6, Florida-6).
- Completed six of the last 15 seasons ranked among the nation's top-10 programs and 10 of those years ranked among the nation's top-25.
- Pitt's 227-35 record and .866 winning percentage at the Petersen Events Center ranks as the nation's ninth-best home mark since the arena opened in 2002-03. The Panthers' 227 home wins are second only to Kansas' home win total in that span.
- Pitt won 40 consecutive home games from 2002-04, a streak which spanned two years and 68 days. Pitt also won its first 34 games in the Petersen Events Center, the third longest streak to open a new arena in NCAA Division I basketball history (1. UCLA, 51; 2. Providence, 41; 3. Pitt, 34).
- Attracted 2,518,685 fans since the Petersen Events Center opened in 2002-03, an average of 9,613 per game.
- Achieved four top-10 percent Academic Performance Ratings (2014-15, 2013-14, 2011-12, 2010-11) over the past five seasons.

## SURE-HANDED SENIOR

- Senior **Chris Jones** is poised for a strong year after working diligently throughout the offseason on his strength and conditioning. The Teaneck, N.J., native, is currently averaging 7.7 points, 3.0 rebounds and 3.6 assists per game.
- Jones shares the team lead with 29 assists, while also ranking third in the ACC with a 3.22:1 assist-to-turnover ratio.
- Jones has scored in double figures four times, including a season-high 13 points in a come-from-behind win over Marquette.

### Jones' Year-by-Year Averages

Year	GP/S	MPG	PPG	RPG	APG	FG PCT
2014	30/0	7.4	2.4	0.9	0.2	.444
2015	34/21	27.4	8.5	3.1	2.0	.431
2016	33/9	19.0	6.1	2.1	1.5	.425
2017	9/9	32.1	7.7	3.0	3.6	.455

## LUTHER COMING ON OFF THE BENCH

- Junior **Ryan Luther** has emerged as Pitt's top performer off the bench. He has been the Panthers first substitution seven times and is currently averaging 6.6 points and 4.7 rebounds per game.
- Luther has played 20 or more minutes in a game five times this season. He is averaging 6.6 points and 6.0 rebounds in those contests.
- Luther made his first career start against Gardner-Webb. He finished the game with eight points, six rebounds and a career-high three assists.
- Luther posted a season-high 11 points to go along with seven rebounds against Buffalo.

## HOMEGROWN PANTHERS

- Pitt started three players - **Sheldon Jeter** (Beaver Falls, Pa.), **Cameron Johnson** (Moon Township, Pa.) and **Michael Young** (Duquesne, Pa.) from the Greater Pittsburgh area in the season opener. Sam Clancy (Pittsburgh, Pa.), Terry Knight (Braddock, Pa.) and Wayne Williams (Pittsburgh, Pa.) were the last trio of locals to start a majority of the season (1978-79) for the Panthers.
- The last time Pitt started three players from the Greater Pittsburgh area in a game was Feb. 16, 1980 against West Virginia as Sam Clancy (Pittsburgh, Pa.), John Ryan (Wilkinsburg, Pa.) and Paul Brozovich (Glassport, Pa.) cracked the starting lineup.
- Pitt's quartet of local talent had a season-best 58 points and 30 rebounds in a win over Gardner-Webb and combines to average 47.3 points and 24.1 rebounds per game.

### Homegrown Talent

Name	Hometown	Distance (MI)
Michael Young	Duquesne, Pa.	10
Ryan Luther	Gibsonia, Pa.	17
Cameron Johnson	Moon Township, Pa.	19
Sheldon Jeter	Beaver Falls, Pa.	35

### Pittsburgh Area Production

Rk	Opponent (Date)	PTS	REB	AST
1.	Gardner-Webb (Nov. 14, 2016)	58	30	12
2.	Buffalo (Dec. 7, 2016)	56	22	9
3.	Eastern Michigan (Nov. 11, 2016)	51	22	5
4.	Morehead State (Nov. 25, 2016)	48	24	11
5.	Yale (Nov. 22, 2106)	47	23	7
6.	vs. SMU (Nov. 17, 2016)	43	19	5
7.	at Maryland (Nov. 29, 2016)	43	25	2
8.	vs. Duquesne (Dec. 2, 2016)	42	32	3

## BIG FROM THE START

- Pitt opened the season with a starting lineup featuring **Jamel Artis** (6-7), **Chris Jones** (6-6), **Cameron Johnson** (6-8), **Sheldon Jeter** (6-8) and **Michael Young** (6-9), marking the first time in program history the Panthers have started a lineup featuring five players 6-6 or taller.
- Pitt's starting lineup is tied for the fourth-tallest in the NCAA with an average height of 78.8 inches, according to kenpom.com.

### Pitt's Projected Starting Lineup

Pos.	Name	Height	Weight
G	Jamel Artis	6-7	215
G	Chris Jones	6-6	215
F	Cameron Johnson	6-8	210
F	Sheldon Jeter	6-8	230
F	Michael Young	6-9	235

### ACC • Tallest Average Starting Lineups

Rk	Team	1	2	3	4	5	Avg. Ht.
1.	Florida State	6-4	6-6	6-7	6-10	7-1	6-8
2.	Syracuse	6-5	6-7	6-9	6-9	6-9	6-7.8
3.	Pitt	6-7	6-6	6-8	6-8	6-9	6-7.5
4.	Duke	6-5	6-5	6-6	6-9	6-10	6-7
5.	Miami	6-2	6-6	6-7	6-8	6-10	6-6.5

based on opening night starting lineups

### NCAA • Tallest Average Starting Lineups

Rk	Team	Avg. Ht. (In.)
1.	Syracuse	79.3
2.	Florida State	79.2
3.	East Carolina	78.9
4.	Pitt	78.8
	Arizona	78.8
	Central Florida	78.8

according to KenPom.com

## GREAT START IN COLLEGE PARK

- Pitt was impressive in its opening road game of the season jumping out to a 45-24 lead over Maryland in the ACC-Big Ten Challenge Nov. 29. The 21-point halftime margin is tied for the fifth-largest road margin at intermission in program history.
- The Panthers used a 30-8 run over the 12:25 of play in the first half to take control on the game. **Jamel Artis** scored 11 points during the surge and finish the half with 15 points overall.
- Pitt shot 66.7 percent (18-of-27) from the field in the first half and scored on 14 of its final 18 possessions in the half.
- The Panthers converted 10 first half Maryland turnovers into 16 points, while limiting the Terrapins to 34.6 percent (9-of-26) shooting from the field in the opening 20 minutes.

### Pitt • Largest Road Halftime Scoring Margins

Rk	Opponent (Date)	Score	Margin
1.	at Westminster (Jan. 30, 1974)	53-18	+35
2.	at Carnegie-Mellon (Feb. 21, 1971)	55-22	+33
3.	at St. Francis [Pa.] (Dec. 3, 1986)	55-29	+26
4.	at Jacksonville (Dec. 26, 1987)	41-19	+22
5.	at Maryland (Nov. 29, 2016)	45-24	+21
	at Syracuse (Feb. 13, 1970)	58-37	+21
	at Lafayette (Dec. 4, 1985)	44-23	+21



## COMEBACK PANTHERS

- Pitt overcame an 11-point halftime deficit en route to a 78-75 win over Marquette in the 2K Classic consolation game at Madison Square Garden. The comeback is tied for the ninth-largest halftime deficit overcome in a win in program history.
- The Panthers trailed 48-33 with 18:48 remaining before closing the game on a 45-27 run with **Michael Young** scoring 19 points during that span.
- Pitt shot 60.0 percent (18-of-30) in the second half of play against Marquette with Young leading the charge by going 8-of-11 from the field.
- The Panthers scored on 10 straight possessions during the midpoint of the second half of play.

### Pitt • Largest Halftime Deficit Overcome in a Win

Rk	Opponent (Date)	Halftime	Final	Deficit
1.	UMass (Dec. 8, 1967)	38-18	73-71	-20
2.	Duquesne (Feb. 10, 1937)	30-15	51-50	-15
3.	Oakland (Nov. 17, 2012)	34-20	72-62	-14
	Virginia Tech (Dec. 4, 1964)	48-34	74-69	-14
5.	at Duquesne (Dec. 2, 2009)	33-20	67-58	-13
6.	at St. Francis (Dec. 5, 1983)	47-35	94-80	-12
	Purdue (Dec. 2, 1960)	41-29	81-80	-12
	vs. Duke (Dec. 20, 2008)	34-22	65-64	-12
9.	vs. Marquette (Nov. 18, 2016)	44-33	78-75	-11
	at UConn (Jan. 22, 2005)	43-32	76-66	-11
	vs. Louisville (March 9, 2007)	37-26	65-59	-11

## TOPPING 90

- Pitt scored 90 or more points in each of the first two games of the season for just the third time in program history. The Panthers topped the 90-point mark in each of the first two games of the 1986-87 and 1989-90 seasons.
- Pitt's 192 points scored in the first two games are the fifth-most in program history over the first two games of a season.

### Pitt • Back-to-Back 90+ Point Games to Open the Season

Season	Game 1	Game 2
2016-17	93	99
1989-90	101	102
1986-87	108	108

### Pitt • Most Points Scored Over First Two Games of a Season

Rk	Season	Game 1	Game 2	Total
1.	1986-87	108	108	216
2.	1989-90	101	102	203
3.	1993-94	112	88	200
4.	1985-86	88	107	195
5.	2016-17	93	99	192

## CLARK TO MISS 2016-17 SEASON

- Sophomore guard **Crisshawn Clark** will miss the 2016-17 men's basketball season after suffering a left knee injury during practice Monday, Nov. 7. The Dayton, Ohio, native will undergo surgery to repair ligament and meniscus damage in his left knee before tackling the rehabilitation process.
- Clark, the 2015 NorCal Freshman of the Year, missed the entire 2015-16 season at Canada College with a left knee injury. During his freshman JUCO season, he averaged 15.0 points, 5.2 rebounds and 3.0 assists per game in helping Canada College to a 24-7 record and an appearance in the CCCAA state semifinals.

## ARTIS MISSES CITY GAME

- **Jamel Artis** was sidelined for the City Game against Duquesne Dec. 2 after failing to uphold the standards required of a Pitt basketball player. In his absence the Panthers scored a season-low 55 points, while shooting just 33.3 percent (20-of-60) from the field and 13.6 percent (3-of-22) from three-point range.
- The absence from the lineup snapped a string of 110 consecutive games played and 74 consecutive starts for Artis.

## NEW TO THE ZOO

- Head coach **Kevin Stallings** and his staff hit the ground running on the recruiting trail since taking the reigns of the program in April. The results have been promising as Pitt secured commitments from JUCO All-America candidate **Jared Wilson-Frame** as well as three high school standouts - **Terrell Brown**, **Marcus Carr** and **Aaron Thompson** - during the early signing period.

• Brown, a 6-10 power forward from Barrington, R.I., averaged nearly 12.0 points, 6.0 rebounds and 2.0 blocks per game in helping BABC to the EYBL Finals at the 2016 Nike Peach Jam. Listed as the No. 1 player out of Rhode Island, he shot over 53.0 percent from the field on the EYBL circuit. Brown will play his final season of high school basketball at the Tilton School in New Hampshire, the alma mater of current NBA players Georges Niang and Nerlens Noel. Brown, whose grandfather Vic Soares was a basketball standout at Rhode Island, also has USA Basketball experience, competing for a spot on the 2014 U17 World Championship Team.

• Carr, a 6-2 combo guard from Toronto, is listed as a top-25 shooting guard in the class of 2017 and the No. 3 two-guard out of the state of Florida, where he plays for Montverde Academy, one of the top prep teams in the country that has also recently produced college stars Ben Simmons and D'Angelo Russell. Carr missed the entire 2015-16 high school season with a knee injury. Carr, the younger brother of South Carolina's Duane Notice, helped Team Canada to a silver medal at the 2015 U16 Americas Championship. He averaged 6.2 points and 2.8 rebounds over four games of the tournament. Carr also averaged 7.2 points and 3.2 rebounds per game to help Canada to a silver medal finish at the 2016 Adidas Nations event.

• Thompson, a 6-2 lead guard from Fairfax, Va., averaged 9.3 points per game to lead Paul VI to a 22-11 record and state championship game appearance. He earned second team All-WCAC honors along with current Panther **Corey Manigault** in each of the past two seasons. Thompson, ranked as the 11th-best recruit out of Virginia, averaged 7.2 points, 2.9 rebounds, 3.9 assists and 1.4 steals per game in leading Team Takeover to a 10-6 mark during the 2016 EYBL circuit. Thompson's older brother, Anthony, plays basketball at Holy Cross.

• Wilson-Frame, a 6-5 guard from Hartford, Conn., is ranked second among junior college recruits for the 2017 class according to 247Sports. Wilson-Frame currently plays for Northwest Florida State College, where he averaged 15.4 points, 2.6 three-pointers, 4.4 rebounds and 3.2 assists per game for the Raiders last season, helping the team to a 27-6 overall record. This season, Wilson-Frame looks to lead the preseason No. 1 Raiders to a NCJAA Championship.

## ► ACC / NCAA STAT RANKINGS

Team	ACC Rank	NCAA Rank
W-L Percentage	.778	T-8th
Scoring Offense	77.8	8th
Scoring Defense	72.9	14th
Scoring Margin	+4.9	12th
FG Pct.	.460	10th
Opp. FG Pct.	.417	10th
3-Pt. Pct.	.332	14th
3-Pt. FGs Per Game	6.9	10th
Opp. 3-Pt. Pct.	.294	7th
FT Pct.	.722	8th
Rebound Margin	+3.0	10th
Assists	15.4	9th
Assist/Turnover Ratio	1.36:1	4th
Blocked Shots	4.1	12th
Steals	3.6	15th
Turnovers Per Game	11.3	5th
Turnover Margin	-2.0	14th

### Individual

	ACC Rank	NCAA Rank
<b>Scoring</b>		
Michael Young	22.3	1st
Jamel Artis	19.3	4th

### Field Goal Percentage

Michael Young	.527	8th
---------------	------	-----

### Three-Point Field Goal Percentage

Cameron Johnson	.457	3rd
-----------------	------	-----

### Three-Point Field Goals

Cameron Johnson	2.33	T-6th
-----------------	------	-------

### Free Throw Percentage

Michael Young	.836	9th
---------------	------	-----

### Rebounds

Michael Young	7.9	9th
Sheldon Jeter	7.3	T-13th

### Defensive Rebounds

Michael Young	6.22	5th
---------------	------	-----

### Assist-to-Turnover Ratio

Chris Jones	3.22:1	3rd
-------------	--------	-----

### Minutes

Jamel Artis	33.9	7th
-------------	------	-----

ACC rankings / NCAA rankings through Dec. 7


# 2016-17 TV / RADIO ROSTER



**0**  
**Crisshawn Clark**  
 G • SO-TR • 6-4 • 210  
 Dayton, Ohio



**1**  
**Jamel Artis**  
 G • SR-3L • 6-7 • 215  
 Baltimore, Maryland



**2**  
**Michael Young**  
 F • SR-3L • 6-9 • 235  
 Duquesne, Pennsylvania



**3**  
**Damon Wilson**  
 G • SO-1L • 6-5 • 195  
 Atlanta, Georgia



**4**  
**Ryan Luther**  
 F • JR-2L • 6-9 • 225  
 Gibsonia, Pennsylvania




**5**  
**Justice Kithcart**  
 G • FR-HS • 6-1 • 185  
 Durham, North Carolina



**11**  
**Corey Manigault**  
 F • FR-HS • 6-8 • 230  
 Suitland, Maryland




**12**  
**Chris Jones**  
 G/F • R-SR-4L • 6-6 • 215  
 Teaneck, New Jersey



**21**  
**Sheldon Jeter**  
 F • SR-2L • 6-8 • 230  
 Beaver Falls, Pennsylvania




**23**  
**Cameron Johnson**  
 G • R-SO-2L • 6-8 • 210  
 Moon Twp., Pennsylvania



**25**  
**Rozelle Nix**  
 C • R-JR-1L • 6-11 • 300  
 Cincinnati, Ohio



**35**  
**Zach Smith**  
 G • R-JR-1L • 6-3 • 200  
 Smethport, Pennsylvania



**50**  
**Ryan Seelye**  
 F • SO-1L • 6-6 • 225  
 Saint Marys, Pennsylvania



**55**  
**Jonathan Milligan**  
 G • R-JR-1L • 6-2 • 170  
 Orlando, Florida



**Kevin Stallings**  
 Head Coach  
 First Season



**Tom Richardson**  
 Assistant Coach  
 First Season



**Kevin Sutton**  
 Assistant Coach  
 First Season



**Jeremy Ballard**  
 Assistant Coach  
 First Season



# 2016-17 PITT BASKETBALL ROSTERS

## ALPHABETICAL

NO	NAME	POS	HT	WT	CL-EXP	HOMETOWN (HIGH SCHOOL / PREVIOUS COLLEGE)
1	Jamel Artis	G	6-7	215	SR-3L	Baltimore, Md. (Notre Dame Prep [Mass.])
0	Crisshawn Clark	G	6-4	210	SO-TR	Dayton, Ohio (Wayne / Canada College)
21	Sheldon Jeter	F	6-8	230	SR-2L	Beaver Falls, Pa. (Beaver Falls / Vanderbilt)
23	Cameron Johnson	G	6-8	210	R-SO-2L	Moon Township, Pa. (Our Lady of the Sacred Heart)
12	Chris Jones	G/F	6-6	215	R-SR-3L	Teaneck, N.J. (Teaneck)
5	Justice Kithcart	G	6-1	185	FR-HS	Durham, N.C. (Virginia Episcopal School)
4	Ryan Luther	F	6-9	225	JR-2L	Gibsonia, Pa. (Hampton)
11	Corey Manigault	F	6-8	230	FR-HS	Suitland, Md. (Paul VI [Va.])
55	Jonathan Milligan	G	6-2	170	R-JR-1L	Orlando, Fla. (Mount Zion Academy / Kilgore College)
25	Rozelle Nix	C	6-11	300	R-JR-1L	Cincinnati, Ohio (Withrow / Pensacola State JC)
50	Ryan Seelye	F	6-6	225	SO-1L	Saint Marys, Pa. (Elk County Catholic)
35	Zach Smith	G	6-3	200	R-JR-1L	Smethport, Pa. (Smethport / Pitt-Bradford)
3	Damon Wilson	G	6-5	195	SO-1L	Atlanta, Ga. (Our Savior New American [N.Y.])
2	Michael Young	F	6-9	235	SR-3L	Duquesne, Pa. (St. Benedict's Prep [N.J.])

## NUMERICAL

NO	NAME	POS	HT	WT	CL-EXP	HOMETOWN (HIGH SCHOOL / PREVIOUS COLLEGE)
0	Crisshawn Clark	G	6-4	210	SO-TR	Dayton, Ohio (Wayne / Canada College)
1	Jamel Artis	G	6-7	215	SR-3L	Baltimore, Md. (Notre Dame Prep [Mass.])
2	Michael Young	F	6-9	235	SR-3L	Duquesne, Pa. (St. Benedict's Prep [N.J.])
3	Damon Wilson	G	6-5	195	SO-1L	Atlanta, Ga. (Our Savior New American [N.Y.])
4	Ryan Luther	F	6-9	225	JR-2L	Gibsonia, Pa. (Hampton)
5	Justice Kithcart	G	6-1	185	FR-HS	Durham, N.C. (Virginia Episcopal School)
11	Corey Manigault	F	6-8	230	FR-HS	Suitland, Md. (Paul VI [Va.])
12	Chris Jones	G/F	6-6	215	R-SR-3L	Teaneck, N.J. (Teaneck)
21	Sheldon Jeter	F	6-8	230	SR-2L	Beaver Falls, Pa. (Beaver Falls / Vanderbilt)
23	Cameron Johnson	G	6-8	210	R-SO-2L	Moon Township, Pa. (Our Lady of the Sacred Heart)
25	Rozelle Nix	C	6-11	300	R-JR-1L	Cincinnati, Ohio (Withrow / Pensacola State JC)
35	Zach Smith	G	6-3	200	R-JR-1L	Smethport, Pa. (Smethport / Pitt-Bradford)
50	Ryan Seelye	F	6-6	225	SO-1L	Saint Marys, Pa. (Elk County Catholic)
55	Jonathan Milligan	G	6-2	170	R-JR-1L	Orlando, Fla. (Mount Zion Academy / Kilgore College)

## COACHING STAFF

**Head Coach:** Kevin Stallings (Purdue, '82)

**Assistant Coach:** Tom Richardson (St. Xavier, '77)

**Assistant Coach:** Kevin Sutton (James Madison, '88)

**Assistant Coach:** Jeremy Ballard (Colgate, '03)

**Director of Basketball Operations:** Dan Cage (Vanderbilt, '07)

**Video Coordinator/Director of Analytics:** Jason Richards (Davidson, '08)

**Graduate Manager:** Ontario Lett (Pittsburgh, '03)

**Graduate Manager:** Matt Richardson (Tennessee, '14)

**Strength & Conditioning Coordinator:** Garry Christopher (Baylor, '08)

**Trainer:** Tony Salesi (Pittsburgh, '80)

## PRONUNCIATIONS

JAMEL Artis

Ja-Mel

Corey MANIGAULT

Man-i-galt

ROZELLE Nix

RO-zell

Ryan SEELYE

SEE-LEE



# JAMEL ARTIS | #1

SR-3L • G • 6-7 • 215 • Baltimore, Md. • Notre Dame Prep [Mass.]

## CAREER STATISTICS

Season	gp-gs	min/avg	Total		3-Point		F-Throws		Rebounds				Scoring							
			fg-fga	pct	fg-fga	pct	ft-fga	pct	off	def	tot	avg	pf	fo	ast	to	blk	stl	pts	avg
2013-14	36-0	555/15.4	58-126	.460	8-27	.296	51-72	.708	38	68	106	2.9	54	0	23	29	10	6	175	4.9
2014-15	34-34	1081/31.8	160-341	.469	39-99	.394	105-132	.795	67	138	205	6.0	63	0	77	60	15	25	464	13.6
2015-16	33-33	991/30.0	165-351	.470	49-135	.363	96-123	.780	41	119	160	4.8	59	0	98	80	8	19	475	14.4
2016-17	8-8	271/33.9	52-109	.477	14-42	.333	36-48	.750	11	32	43	5.4	16	0	29	17	1	8	154	19.3
TOTAL	111-75	2898/26.1	435-927	.469	110-303	.363	288-375	.768	157	357	514	4.6	192	0	227	186	34	58	1268	11.4

## 2016-17 GAME-BY-GAME

Opponent	Date	gs	min	Total		3-Pointers		Free throws		Rebounds				pf	a	t/o	blk	stl	pts	avg	
				fg-fga	pct	3fg-fga	pct	ft-fga	pct	off	def	tot	avg								
EASTERN MICHIGAN	11/11/16	*	45	6-16	.375	4-12	.333	11-12	.917	2	7	9	9.0	4	3	0	1	0	27	27.0	
GARDNER-WEBB	11/14/16	*	21	5-8	.625	1-3	.333	0-0	.000	1	2	3	6.0	2	6	4	0	1	11	19.0	
vs SMU	11/17/16	*	39	7-13	.538	2-5	.400	4-7	.571	2	2	4	5.3	2	2	4	0	0	20	19.3	
vs Marquette	11/18/16	*	34	7-15	.467	2-6	.333	5-7	.714	1	6	7	5.8	1	3	0	0	2	21	19.8	
YALE	11/22/16	*	30	7-15	.467	0-3	.000	6-7	.857	1	5	6	5.8	3	4	0	0	2	20	19.8	
MOREHEAD STATE	11/25/16	*	31	5-13	.385	2-5	.400	5-7	.714	2	1	3	5.3	1	5	2	0	0	17	19.3	
at Maryland	01/29/16	*	37	8-15	.533	2-5	.400	4-5	.800	1	5	6	5.4	2	3	2	0	2	22	19.7	
vs Duquesne	12/2/16	dnp		-	-	-	-	-	-	-	-	-	-	-	-	-	-	-	-	-	
BUFFALO	12/7/16	*	34	7-14	.500	1-3	.333	1-3	.333	1	4	5	5.4	1	3	5	0	1	16	19.3	
Totals			8	271	52-109	.477	14-42	.333	36-48	.750	11	32	43	5.4	16	29	17	1	8	154	19.3

Games played: 8  
 Minutes/game: 33.9  
 Points/game: 19.3  
 FG Pct: 47.7  
 3FG Pct: 33.3  
 FT Pct: 75.0

Rebounds/game: 5.4  
 Assists/game: 3.6  
 Turnovers/game: 2.1  
 Assist/turnover ratio: 1.7  
 Steals/game: 1.0  
 Blocks/game: 0.1

## CAREER HIGHS

	2016-17	Career
Points	32, vs. Bryant, 2/2/15	2
FG	11, vs. Bryant, 2/2/15	1
FGA	17, vs. Bryant, 2/2/15	1
3FG	5, at Notre Dame, 1/9/16	5
3FGA	12, vs. Eastern Michigan, 11/11/16	60
FT	11, vs. Eastern Michigan, 11/11/16	3
FTA	12, 3x; last vs. Eastern Michigan, 11/11/16	54
Rebounds	11, at Syracuse, 2/20/16	10
Off. Rebounds	6, at Wake Forest, 3/1/15	8
Def. Rebounds	9, vs. Holy Cross, 12/23/14	52
Assists	8, vs. Syracuse, 12/30/15	1
Steals	3, 2x; last vs. Syracuse, 2/7/15	12
Blocks	4, vs. St. Bonaventure, 12/23/14	
Minutes	45, vs. Eastern Michigan, 11/11/16	



# MICHAEL YOUNG | #2

SR-3L • F • 6-9 • 235 • Duquesne, Pa. • St. Benedict's Prep [N.J.]

## CAREER STATISTICS

Season	gp-gs	min/avg	Total		3-Point		F-Throws		Rebounds				Scoring							
			fg-fga	pct	fg-fga	pct	ft-fa	pct	off	def	tot	avg	pf	fo	ast	to	blk	stl	pts	avg
2013-14	36-36	779/21.6	69-167	.413	10-28	.357	67-82	.817	56	91	147	4.1	63	1	32	32	16	15	215	6.0
2014-15	34-34	1077/31.7	167-315	.530	5-17	.294	115-166	.693	111	138	249	7.3	89	2	44	38	28	21	454	13.4
2015-16	33-32	970/29.4	189-352	.537	4-12	.333	136-175	.777	76	152	228	6.9	54	0	77	81	18	11	518	15.7
2016-17	9-8	293/32.6	68-129	.527	9-21	.429	56-67	.836	15	56	71	7.9	13	0	23	21	11	2	201	22.3
<b>TOTAL</b>	<b>112-110</b>	<b>3119/27.8</b>	<b>493-963</b>	<b>.512</b>	<b>28-78</b>	<b>.359</b>	<b>374-490</b>	<b>.763</b>	<b>258</b>	<b>437</b>	<b>695</b>	<b>6.2</b>	<b>219</b>	<b>3</b>	<b>176</b>	<b>172</b>	<b>73</b>	<b>49</b>	<b>1388</b>	<b>12.4</b>

## 2016-17 GAME-BY-GAME

Opponent	Date	gs	min	Total		3-Pointers		Free throws		Rebounds				pf	a	t/o	blk	stl	pts	avg
				fg-fga	pct	3fg-fga	pct	ft-fa	pct	off	def	tot	avg							
EASTERN MICHIGAN	11/11/16	*	43	7-10	.700	1-2	.500	11-15	.733	3	7	10	10.0	0	5	7	1	0	26	26.0
GARDNER-WEBB	11/14/16		15	6-10	.600	2-3	.667	4-4	1.000	3	4	7	8.5	3	1	0	0	0	18	22.0
vs SMU	11/17/16	*	37	6-12	.500	0-2	.000	10-12	.833	0	8	8	8.3	2	3	4	0	0	22	22.0
vs Marquette	11/18/16	*	36	11-20	.550	1-2	.500	7-7	1.000	2	6	8	8.3	0	2	1	3	1	30	24.0
YALE	11/22/16	*	35	9-15	.600	0-1	.000	6-6	1.000	4	6	10	8.6	1	3	1	4	0	24	24.0
MOREHEAD STATE	11/25/16	*	34	8-14	.571	1-1	1.000	3-4	.750	2	4	6	8.2	0	4	4	1	0	20	23.3
at Maryland	01/29/16	*	33	7-17	.412	2-4	.500	9-10	.900	1	8	9	8.3	2	1	2	1	0	25	23.6
vs Duquesne	12/2/16	*	37	8-21	.381	1-4	.250	2-3	.667	0	6	6	8.0	2	3	2	1	1	19	23.0
BUFFALO	12/7/16	*	23	6-10	.600	1-2	.500	4-6	.667	0	7	7	7.9	3	1	0	0	0	17	22.3
<b>Totals</b>			<b>8</b>	<b>293</b>	<b>.527</b>	<b>9-21</b>	<b>.429</b>	<b>56-67</b>	<b>.836</b>	<b>15</b>	<b>56</b>	<b>71</b>	<b>7.9</b>	<b>13</b>	<b>23</b>	<b>21</b>	<b>11</b>	<b>2</b>	<b>201</b>	<b>22.3</b>

Games played: 9  
 Minutes/game: 32.6  
 Points/game: 22.3  
 FG Pct: 52.7  
 3FG Pct: 42.9  
 FT Pct: 83.6

Rebounds/game: 7.9  
 Assists/game: 2.6  
 Turnovers/game: 2.3  
 Assist/turnover ratio: 1.1  
 Steals/game: 0.2  
 Blocks/game: 1.2

## CAREER HIGHS

	2016-17	Career
Points	30, vs. Marquette, 11/18/16	30
FG	11, 2x; last vs. Marquette, 11/18/16	11
FGA	21, vs. Duquesne, 12/2/16	21
3FG	2, 5x; last vs. Maryland, 11/29/16	5
3FGA	4, 2x; last vs. Duquesne, 12/2/16	4
FT	12, 2x; last vs. Morehead State, 12/13/15	12
FTA	15, 2x; last vs. Eastern Michigan, 11/11/16	15
Rebounds	17, vs. St. Bonaventure, 12/13/14	17
Off. Rebounds	10, vs. Chaminade, 11/24/14	10
Def. Rebounds	14, vs. St. Bonaventure, 12/13/14	14
Assists	9, vs. Boston College, 1/16/16	9
Steals	2, 6x; last at North Carolina, 2/14/16	6
Blocks	4, vs. Yale, 11/22/16	4
Minutes	43, vs. Eastern Michigan, 11/11/16	43
Double-Doubles	2	11
30+ Point Games	1	1
20+ Point Games	6	20
15+ Rebound Games	-	2
Double-Figure Points	9	69
Double-Figure Rebounds	2	13
5 or more Rebounds	9	81
5 or more Assists	1	6
2 or more Steals	-	6
30+ Minutes	7	57
40+ Minutes	1	4





# DAMON WILSON | #3

SO-IL • G • 6-5 • 195 • Atlanta, Ga. • Our Savior New American [N.Y.]

## CAREER STATISTICS

Season	gp-gs	min/avg	Total		3-Point		F-Throws		Rebounds				Scoring							
			fg-fga	pct	fg-fga	pct	ft-fga	pct	off	def	tot	avg	pf	fo	ast	to	blk	stl	pts	avg
2015-16	30-0	324/10.8	29-84	.345	9-27	.333	31-44	.705	4	29	33	1.1	30	0	43	21	2	8	98	3.3
2016-17	9-1	52/5.8	3-7	.429	0-3	.000	2-3	.667	0	7	7	0.8	5	0	5	5	0	0	8	0.9
<b>TOTAL</b>	<b>39-1</b>	<b>376/9.6</b>	<b>32-91</b>	<b>.352</b>	<b>9-30</b>	<b>.300</b>	<b>33-47</b>	<b>.702</b>	<b>4</b>	<b>36</b>	<b>40</b>	<b>1.0</b>	<b>35</b>	<b>0</b>	<b>48</b>	<b>26</b>	<b>2</b>	<b>8</b>	<b>106</b>	<b>2.7</b>

## 2016-17 GAME-BY-GAME

Opponent	Date	gs	min	Total		3-Pointers		Free throws		Rebounds				pf	a	t/o	blk	stl	pts	avg
				fg-fga	pct	3fg-fga	pct	ft-fga	pct	off	def	tot	avg							
EASTERN MICHIGAN	11/11/16		2	0-0	.000	0-0	.000	0-0	.000	0	2	2	2.0	0	0	0	0	0	0	0.0
GARDNER-WEBB	11/14/16		16	2-3	.667	0-1	.000	1-1	1.000	0	4	4	3.0	2	1	2	0	0	5	2.5
vs SMU	11/17/16		0	0-0	.000	0-0	.000	0-0	.000	0	0	0	2.0	0	0	0	0	0	0	1.7
vs Marquette	11/18/16		14	0-1	.000	0-0	.000	1-2	.500	0	1	1	1.8	3	1	1	0	0	1	1.5
YALE	11/22/16		3	0-0	.000	0-0	.000	0-0	.000	0	0	0	1.4	0	0	0	0	0	0	1.2
MOREHEAD STATE	11/25/16		5	0-0	.000	0-0	.000	0-0	.000	0	0	0	1.2	0	1	1	0	0	0	1.0
at Maryland	01/29/16		2	0-0	.000	0-0	.000	0-0	.000	0	0	0	1.0	0	0	0	0	0	0	0.9
vs Duquesne	12/2/16	*	9	1-3	.333	0-2	.000	0-0	.000	0	0	0	0.9	0	2	1	0	0	2	1.0
BUFFALO	12/7/16		1	0-0	.000	0-0	.000	0-0	.000	0	0	0	0.8	0	0	0	0	0	0	0.9
<b>Totals</b>		<b>1</b>	<b>52</b>	<b>3-7</b>	<b>.429</b>	<b>0-3</b>	<b>.000</b>	<b>2-3</b>	<b>.667</b>	<b>0</b>	<b>7</b>	<b>7</b>	<b>0.8</b>	<b>5</b>	<b>5</b>	<b>5</b>	<b>0</b>	<b>0</b>	<b>8</b>	<b>0.9</b>

Games played: 9  
 Minutes/game: 5.8  
 Points/game: 0.9  
 FG Pct: 42.9  
 3FG Pct: 0.0  
 FT Pct: 66.7

Rebounds/game: 0.8  
 Assists/game: 0.6  
 Turnovers/game: 0.6  
 Assist/turnover ratio: 1.0

## CAREER HIGHS

	2016-17	Career
Points	20, vs. Central Arkansas, 12/6/15	20
FG	7, vs. Central Arkansas, 12/6/15	7
FGA	9, 2x; last vs. Central Arkansas, 12/6/15	9
3FG	2, vs. Central Arkansas, 12/6/15	2
3FGA	4, vs. Central Arkansas, 12/6/15	4
FT	4, 3x; last vs. Virginia, 2/6/16	4
FTA	6, 2x; last vs. Eastern Washington, 12/11/15	6
Rebounds	6, vs. Saint Joseph's College, 11/17/15	6
Off. Rebounds	1, 3x; last at Georgia Tech, 3/5/16	1
Def. Rebounds	6, vs. Saint Joseph's College, 11/17/15	6
Assists	7, vs. Maryland Eastern Shore, 1/2/16	7
Steals	2, vs. Boston College, 1/16/16	2
Blocks	1, vs. Detroit, 11/20/15	1
Minutes	21, vs. Boston College, 1/16/16	21



# RYAN LUTHER | #4

JR-2L • F • 6-9 • 225 • Gibsonia, Pa. • Hampton

## CAREER STATISTICS

Season	gp-gs	min/avg	Total		3-Point		F-Throws		Rebounds				Scoring							
			fg-fga	pct	fg-fga	pct	ft-fga	pct	off	def	tot	avg	pf	fo	ast	to	blk	stl	pts	avg
2014-15	23-0	185/8.0	18-35	.514	5-11	.455	3-7	.429	13	11	24	1.0	22	0	7	5	4	1	44	1.9
2015-16	32-0	421/13.2	63-108	.583	8-18	.444	26-39	.667	44	49	93	2.9	51	0	14	29	11	13	160	5.0
2016-17	9-1	185/20.6	19-38	.500	3-11	.273	18-24	.750	9	33	42	4.7	18	2	5	12	9	3	59	6.6
<b>TOTAL</b>	<b>64-1</b>	<b>791/12.4</b>	<b>100-181</b>	<b>.552</b>	<b>16-40</b>	<b>.400</b>	<b>47-70</b>	<b>.671</b>	<b>66</b>	<b>93</b>	<b>159</b>	<b>2.5</b>	<b>91</b>	<b>2</b>	<b>26</b>	<b>46</b>	<b>24</b>	<b>17</b>	<b>263</b>	<b>4.1</b>

## 2016-17 GAME-BY-GAME

Opponent	Date	gs	min	Total		3-Pointers		Free throws		Rebounds				pf	a	t/o	blk	stl	pts	avg
				fg-fga	pct	3fg-fga	pct	ft-fga	pct	off	def	tot	avg							
EASTERN MICHIGAN	11/11/16		18	1-5	.200	0-1	.000	2-2	1.000	1	0	1	1.0	1	0	0	0	0	4	4.0
GARDNER-WEBB	11/14/16 *		20	3-5	.600	0-1	.000	2-3	.667	1	5	6	3.5	0	3	3	0	1	8	6.0
vs SMU	11/17/16		13	3-3	1.000	1-1	1.000	0-0	.000	1	1	2	3.0	5	0	1	1	0	7	6.3
vs Marquette	11/18/16		29	4-6	.667	0-2	.000	0-0	.000	0	5	5	3.5	2	0	2	3	0	8	6.8
YALE	11/22/16		17	1-4	.250	0-1	.000	2-2	1.000	0	2	2	3.2	0	1	1	2	0	4	6.2
MOREHEAD STATE	11/25/16		21	2-2	1.000	1-1	1.000	3-4	.750	1	3	4	3.3	4	1	1	0	0	8	6.5
at Maryland	01/29/16		26	2-5	.400	0-2	.000	1-1	1.000	0	7	7	3.9	0	0	1	0	1	5	6.3
vs Duquesne	12/2/16		22	1-4	.250	0-1	.000	2-4	.500	2	6	8	4.4	5	0	2	2	0	4	6.0
BUFFALO	12/7/16		19	2-4	.500	1-1	1.000	6-8	.750	3	4	7	4.7	1	0	1	1	1	11	6.6
<b>Totals</b>		<b>1</b>	<b>185</b>	<b>19-38</b>	<b>.500</b>	<b>3-11</b>	<b>.273</b>	<b>18-24</b>	<b>.750</b>	<b>9</b>	<b>33</b>	<b>42</b>	<b>4.7</b>	<b>18</b>	<b>5</b>	<b>12</b>	<b>9</b>	<b>3</b>	<b>59</b>	<b>6.6</b>

Games played: 9  
 Minutes/game: 20.6  
 Points/game: 6.6  
 FG Pct: 50.0  
 3FG Pct: 27.3

Rebounds/game: 4.7  
 Assists/game: 0.6  
 Turnovers/game: 1.3  
 Assist/turnover ratio: 0.4  
 Steals/game: 0.3

## CAREER HIGHS

	2016-17	Career
Points	17, vs. Louisville, 2/24/16	17
FG	6, 2x; last vs. Louisville, 2/24/16	6
FGA	9, vs. Detroit, 11/20/15	9
3FG	3, vs. Kansas State, 11/26/14	3
3FGA	4, vs. Kansas State, 11/26/14	4
FT	6, vs. Buffalo, 12/7/16	6
FTA	8, vs. Buffalo, 12/7/16	8
Rebounds	11, vs. Detroit, 11/20/15	11
Off. Rebounds	5, vs. Syracuse, 3/9/16	5
Def. Rebounds	7, 2x; last vs. Maryland, 11/29/16	7
Assists	3, 2x; last vs. Gardner-Webb, 11/14/16	3
Steals	2, 2x; last vs. Syracuse, 3/9/16	2
Blocks	3, 2x; last vs. Marquette, 11/18/16	3
Minutes	29, vs. Marquette, 11/18/16	29



# JUSTICE KITHCART | #5

FR-HS • G • 6-1 • 185 • Durham, N.C. • Virginia Episcopal School

## CAREER STATISTICS

Season	gp-gs		Total		3-Point		F-Throws		Rebounds				Scoring							
	gp-gs	min/avg	fg-fga	pct	fg-fga	pct	ft-fga	pct	off	def	tot	avg	pf	fo	ast	to	blk	stl	pts	avg
2016-17	9-0	129/14.3	5-18	.278	1-10	.100	2-12	.167	0	7	7	0.8	17	0	11	6	1	3	13	1.4
TOTAL	9-0	129/14.3	5-18	.278	1-10	.100	2-12	.167	0	7	7	0.8	17	0	11	6	1	3	13	1.4

## 2016-17 GAME-BY-GAME

Opponent	Date	gs	min	Total		3-Pointers		Free throws		Rebounds				pf	a	t/o	blk	stl	pts	avg
				fg-fga	pct	3fg-fga	pct	ft-fga	pct	off	def	tot	avg							
EASTERN MICHIGAN	11/11/16		27	1-3	.333	1-3	.333	0-2	.000	0	2	2	2.0	4	2	0	1	0	3	3.0
GARDNER-WEBB	11/14/16		17	1-6	.167	0-2	.000	1-5	.200	0	1	1	1.5	2	3	2	0	0	3	3.0
vs SMU	11/17/16		12	2-3	.667	0-1	.000	0-1	.000	0	0	0	1.0	3	1	2	0	1	4	3.3
vs Marquette	11/18/16		13	0-0	.000	0-0	.000	1-4	.250	0	2	2	1.3	1	1	1	0	1	1	2.8
YALE	11/22/16		15	0-2	.000	0-1	.000	0-0	.000	0	0	0	1.0	0	2	0	0	0	0	2.2
MOREHEAD STATE	11/25/16		11	0-0	.000	0-0	.000	0-0	.000	0	1	1	1.0	2	0	0	0	0	0	1.8
at Maryland	01/29/16		7	1-2	.500	0-1	.000	0-0	.000	0	0	0	0.9	1	0	0	0	0	2	1.9
vs Duquesne	12/2/16		15	0-1	.000	0-1	.000	0-0	.000	0	0	0	0.8	2	0	1	0	1	0	1.6
BUFFALO	12/7/16		12	0-1	.000	0-1	.000	0-0	.000	0	1	1	0.8	2	2	0	0	0	0	1.4
Totals		0	129	5-18	.278	1-10	.100	2-12	.167	0	7	7	0.8	17	11	6	1	3	13	1.4

Games played: 9  
 Minutes/game: 14.3  
 Points/game: 1.4  
 FG Pct: 27.8

Rebounds/game: 0.8  
 Assists/game: 1.2  
 Turnovers/game: 0.7  
 Assist/turnover ratio: 1.8

## CAREER HIGHS

Points	4, vs. Marquette, 11/18/16	2016-17
FG	2, vs. Marquette, 11/18/16	-
FGA	6, vs. Gardner-Webb, 11/14/16	-
3FG	1, vs. Eastern Michigan, 11/11/16	-
3FGA	3, vs. Eastern Michigan, 11/11/16	1
FT	1, 2x; last vs. Marquette, 11/18/16	-
FTA	5, vs. Gardner-Webb, 11/14/16	-
Rebounds	2, 2x; last vs. Marquette, 11/18/16	-
Off. Rebounds	-	-
Def. Rebounds	2, 2x; last vs. Marquette, 11/18/16	-
Assists	3, vs. Gardner-Webb, 11/14/16	-
Steals	1, 3x; last vs. Duquesne, 12/2/16	-
Blocks	1, vs. Eastern Michigan, 11/11/16	-
Minutes	27, vs. Eastern Michigan, 11/11/16	1





# COREY MANIGAULT | #11

FR-HS • F • 6-8 • 230 • Suitland, Md. • Paul VI [Va.]

## CAREER STATISTICS

Season	gp-gs	min/avg	Total		3-Point		F-Throws		Rebounds				Scoring							
			fg-fga	pct	fg-fga	pct	ft-fga	pct	off	def	tot	avg	pf	fo	ast	to	blk	stl	pts	avg
2016-17	5-0	25/5.0	2-6	.333	0-0	.000	0-0	.000	1	5	6	1.2	5	0	2	0	1	0	4	0.8
<b>TOTAL</b>	<b>5-0</b>	<b>25/5.0</b>	<b>2-6</b>	<b>.333</b>	<b>0-0</b>	<b>.000</b>	<b>0-0</b>	<b>.000</b>	<b>1</b>	<b>5</b>	<b>6</b>	<b>1.2</b>	<b>5</b>	<b>0</b>	<b>2</b>	<b>0</b>	<b>1</b>	<b>0</b>	<b>4</b>	<b>0.8</b>

## 2016-17 GAME-BY-GAME

Opponent	Date	gs	min	Total		3-Pointers		Free throws		Rebounds				pf	a	t/o	blk	stl	pts	avg
				fg-fga	pct	3fg-fga	pct	ft-fga	pct	off	def	tot	avg							
EASTERN MICHIGAN	11/11/16		dnp	-	-	-	-	-	-	-	-	-	-	-	-	-	-	-	-	-
GARDNER-WEBB	11/14/16		11	1-2	.500	0-0	.000	0-0	.000	0	2	2	2.0	3	0	0	1	0	2	2.0
vs SMU	11/17/16		dnp	-	-	-	-	-	-	-	-	-	-	-	-	-	-	-	-	-
vs Marquette	11/18/16		2	0-1	.000	0-0	.000	0-0	.000	0	0	0	1.0	0	0	0	0	0	0	1.0
YALE	11/22/16		dnp	-	-	-	-	-	-	-	-	-	-	-	-	-	-	-	-	-
MOREHEAD STATE	11/25/16		3	1-1	1.000	0-0	.000	0-0	.000	1	1	2	1.3	0	1	0	0	0	2	1.3
at Maryland	01/29/16		dnp	-	-	-	-	-	-	-	-	-	-	-	-	-	-	-	-	-
vs Duquesne	12/2/16		3	0-1	.000	0-0	.000	0-0	.000	0	1	1	1.3	0	0	0	0	0	0	1.0
BUFFALO	12/7/16		6	0-1	.000	0-0	.000	0-0	.000	0	1	1	1.2	2	1	0	0	0	0	0.8
<b>Totals</b>		<b>0</b>	<b>25</b>	<b>2-6</b>	<b>.333</b>	<b>0-0</b>	<b>.000</b>	<b>0-0</b>	<b>.000</b>	<b>1</b>	<b>5</b>	<b>6</b>	<b>1.2</b>	<b>5</b>	<b>2</b>	<b>0</b>	<b>1</b>	<b>0</b>	<b>4</b>	<b>0.8</b>

Games played: 5  
 Minutes/game: 5.0  
 Points/game: 0.8  
 FG Pct: 33.3

Rebounds/game: 1.2  
 Assists/game: 0.4  
 Assist/turnover ratio: 99.9  
 Blocks/game: 0.2

## CAREER HIGHS

	2016-17	Career
Points	2, 2x; last vs. Morehead State, 11/25/16	-
FG	1, 2x; last vs. Morehead State, 11/25/16	-
FGA	2, vs. Gardner-Webb, 11/14/16	-
3FG	-	-
3FGA	-	-
FT	-	-
FTA	-	-
Rebounds	2, 2x; last vs. Morehead State, 11/25/16	-
Off. Rebounds	1, vs. Morehead State, 11/25/16	-
Def. Rebounds	2, vs. Gardner-Webb, 11/14/16	-
Assists	1, 2x; last vs. Buffalo, 12/7/16	-
Steals	-	-
Blocks	1, vs. Gardner-Webb, 11/14/16	-
Minutes	11, vs. Gardner-Webb, 11/14/16	-



# CHRIS JONES | #12

R-SR-3L • G/F • 6-6 • 215 • Teaneck, N.J. • Teaneck

## CAREER STATISTICS

Season	gp-gs	min/avg	Total		3-Point		F-Throws		Rebounds				Scoring							
			fg-fga	pct	fg-fga	pct	ft-fa	pct	off	def	tot	avg	pf	fo	ast	to	blk	stl	pts	avg
2013-14	30-0	222/7.4	24-54	.444	4-17	.235	20-25	.800	11	15	26	0.9	27	0	7	8	1	3	72	2.4
2014-15	34-21	932/27.4	109-253	.431	41-115	.357	30-55	.545	37	68	105	3.1	83	1	68	34	11	15	289	8.5
2015-16	33-9	628/19.0	71-167	.425	21-73	.288	39-56	.696	29	41	70	2.1	66	1	48	28	11	14	202	6.1
2016-17	9-9	289/32.1	25-55	.455	2-15	.133	17-29	.586	10	17	27	3.0	21	0	29	9	5	4	69	7.7
<b>TOTAL</b>	<b>106-39</b>	<b>2071/19.5</b>	<b>229-529</b>	<b>.433</b>	<b>68-220</b>	<b>.309</b>	<b>106-165</b>	<b>.642</b>	<b>87</b>	<b>141</b>	<b>228</b>	<b>2.2</b>	<b>197</b>	<b>2</b>	<b>152</b>	<b>79</b>	<b>28</b>	<b>36</b>	<b>632</b>	<b>6.0</b>

## 2016-17 GAME-BY-GAME

Opponent	Date	gs	min	Total		3-Pointers		Free throws		Rebounds				pf	a	t/o	blk	stl	pts	avg	
				fg-fga	pct	3fg-fga	pct	ft-fa	pct	off	def	tot	avg								
EASTERN MICHIGAN	11/11/16	*	45	3-9	.333	0-3	.000	4-7	.571	1	2	3	3.0	2	6	0	0	0	10	10.0	
GARDNER-WEBB	11/14/16	*	23	3-6	.500	2-3	.667	0-2	.000	2	2	4	3.5	2	5	2	1	0	8	9.0	
vs SMU	11/17/16	*	25	0-5	.000	0-3	.000	0-0	.000	0	0	0	2.3	1	2	0	0	0	0	6.0	
vs Marquette	11/18/16	*	32	5-7	.714	0-1	.000	3-3	1.000	0	4	4	2.8	4	4	0	0	2	13	7.8	
YALE	11/22/16	*	37	2-8	.250	0-1	.000	1-2	.500	0	4	4	3.0	1	2	0	2	0	5	7.2	
MOREHEAD STATE	11/25/16	*	27	1-3	.333	0-1	.000	2-4	.500	1	1	2	2.8	1	1	1	0	0	4	6.7	
at Maryland	01/29/16	*	30	3-4	.750	0-0	.000	0-1	.000	4	2	6	3.3	3	2	1	0	1	6	6.6	
vs Duquesne	12/2/16	*	38	4-6	.667	0-1	.000	3-4	.750	1	2	3	3.3	3	3	2	2	0	11	7.1	
BUFFALO	12/7/16	*	32	4-7	.571	0-2	.000	4-6	.667	1	0	1	3.0	4	4	3	0	1	12	7.7	
<b>Totals</b>			<b>9</b>	<b>289</b>	<b>25-55</b>	<b>.455</b>	<b>2-15</b>	<b>.133</b>	<b>17-29</b>	<b>.586</b>	<b>10</b>	<b>17</b>	<b>27</b>	<b>3.0</b>	<b>21</b>	<b>29</b>	<b>9</b>	<b>5</b>	<b>4</b>	<b>69</b>	<b>7.7</b>

Games played: 9  
 Minutes/game: 32.1  
 Points/game: 7.7  
 FG Pct: 45.5  
 3FG Pct: 13.3

Rebounds/game: 3.0  
 Assists/game: 3.2  
 Turnovers/game: 1.0  
 Assist/turnover ratio: 3.2  
 Steals/game: 0.4

## CAREER HIGHS

	2016-17	Career
Points	23, vs. Wake Forest, 2/16/16	72
FG	7, 3x; last vs. Wake Forest, 2/16/16	24
FGA	17, at Indiana, 12/2/14	54
3FG	5, 3x; last vs. Wake Forest, 2/16/16	8
3FGA	10, vs. Wake Forest, 2/16/16	24
FT	5, vs. Howard, 11/17/13	25
FTA	7, 2x; last vs. Eastern Michigan, 11/11/16	29
Rebounds	7, 2x; last vs. Wake Forest, 2/16/16	26
Off. Rebounds	7 vs. Wake Forest, 2/16/16	15
Def. Rebounds	6, vs. George Washington, 3/17/15	68
Assists	6, 2x; last vs. Eastern Michigan, 11/11/16	15
Steals	2, 8x; last vs. Marquette, 11/18/16	4
Blocks	3, vs. St. Bonaventure, 12/13/14	11
Minutes	45, vs. Eastern Michigan, 11/11/16	36



# SHELDON JETER | #21

SR-2L • F • 6-8 • 230 • Beaver Falls, Pa. • Beaver Falls / Vanderbilt

## CAREER STATISTICS

Season	gp-gs	min/avg	Total		3-Point		F-Throws		Rebounds				Scoring							
			fg-fga	pct	fg-fga	pct	ft-fga	pct	off	def	tot	avg	pf	fo	ast	to	blk	stl	pts	avg
2014-15	32-9	458/14.3	58-122	.475	10-27	.370	24-39	.615	30	49	79	2.5	53	0	15	19	10	11	150	4.7
2015-16	32-4	595/18.6	104-195	.533	5-23	.217	45-54	.833	54	98	152	4.8	70	1	22	24	24	21	258	8.1
2016-17	9-9	241/26.8	18-53	.340	6-20	.300	15-23	.652	15	51	66	7.3	25	0	10	14	3	8	57	6.3
<b>TOTAL</b>	<b>73-22</b>	<b>1294/17.7</b>	<b>180-370</b>	<b>.486</b>	<b>21-70</b>	<b>.300</b>	<b>84-116</b>	<b>.724</b>	<b>99</b>	<b>198</b>	<b>297</b>	<b>4.1</b>	<b>148</b>	<b>1</b>	<b>47</b>	<b>57</b>	<b>37</b>	<b>40</b>	<b>465</b>	<b>6.4</b>

## 2016-17 GAME-BY-GAME

Opponent	Date	gs	min	Total		3-Pointers		Free throws		Rebounds				pf	a	t/o	blk	stl	pts	avg		
				fg-fga	pct	3fg-fga	pct	ft-fga	pct	off	def	tot	avg									
EASTERN MICHIGAN	11/11/16	*	39	2-8	.250	1-4	.250	7-7	1.000	2	7	9	9.0	3	0	2	0	3	12	12.0		
GARDNER-WEBB	11/14/16	*	27	4-9	.444	2-3	.667	4-6	.667	5	8	13	11.0	2	4	1	1	3	14	13.0		
vs SMU	11/17/16	*	29	2-8	.250	0-1	.000	1-2	.500	2	6	8	10.0	4	1	1	0	0	5	10.3		
vs Marquette	11/18/16	*	11	1-2	.500	1-2	.500	1-2	.500	0	1	1	7.8	4	0	2	0	0	4	8.8		
YALE	11/22/16	*	27	2-5	.400	0-2	.000	0-2	.000	1	6	7	7.6	1	0	1	0	1	4	7.8		
MOREHEAD STATE	11/25/16	*	21	0-5	.000	0-0	.000	0-0	.000	3	5	8	7.7	3	2	1	0	0	0	6.5		
at Maryland	01/29/16	*	23	1-3	.333	0-1	.000	0-2	.000	0	6	6	7.4	4	0	2	0	1	2	5.9		
vs Duquesne	12/2/16	*	31	1-6	.167	1-4	.250	2-2	1.000	2	8	10	7.8	2	0	3	1	0	5	5.8		
BUFFALO	12/7/16	*	33	5-7	.714	1-3	.333	0-0	.000	0	4	4	7.3	2	3	1	1	0	11	6.3		
<b>Totals</b>			<b>9</b>	<b>241</b>		<b>18-53</b>	<b>.340</b>	<b>6-20</b>	<b>.300</b>	<b>15-23</b>	<b>.652</b>	<b>15</b>	<b>51</b>	<b>66</b>	<b>7.3</b>	<b>25</b>	<b>10</b>	<b>14</b>	<b>3</b>	<b>8</b>	<b>57</b>	<b>6.3</b>

Games played: 9  
 Minutes/game: 26.8  
 Points/game: 6.3  
 FG Pct: 34.0  
 3FG Pct: 30.0  
 FT Pct: 65.2

Rebounds/game: 7.3  
 Assists/game: 1.1  
 Turnovers/game: 1.6  
 Assist/turnover ratio: 0.7  
 Steals/game: 0.9  
 Blocks/game: 0.3

## CAREER HIGHS

	2016-17	Career
Points	23, vs. Virginia Tech, 1/31/16	2
FG	10, vs. North Carolina, 2/14/15	26
FGA	14, vs. North Carolina, 2/14/15	3
3FG	3, 2x; last vs. Miami, 3/4/15	3
3FGA	6, Ole Miss, 1/15/13	2
FT	7, vs. Eastern Michigan, 11/11/16	37
FTA	8, vs. Syracuse, 2/7/15	8
Rebounds	13, vs. Gardner-Webb, 11/14/16	11
Off. Rebounds	5, 3x; last vs. Gardner-Webb, 11/14/16	9
Def. Rebounds	8, 2x; last vs. Duquesne, 12/2/16	9
Assists	4, vs. Gardner-Webb, 11/14/16	42
Steals	3, 5x; last vs. Gardner-Webb, 11/14/16	6
Blocks	3, vs. Davison, 12/20/15	
Minutes	39, vs. Eastern Michigan, 11/11/16	





# CAMERON JOHNSON | #23

R-SO-2L • G • 6-8 • 210 • Moon Township, Pa. • Our Lady of the Sacred Heart

## CAREER STATISTICS

Season	gp-gs	min/avg	Total		3-Point		F-Throws		Rebounds				Scoring							
			fg-fga	pct	fg-fga	pct	ft-fga	pct	off	def	tot	avg	pf	fo	ast	to	blk	stl	pts	avg
2014-15	8-0	115/14.4	13-33	.394	8-23	.348	2-4	.500	2	7	9	1.1	12	0	4	4	3	1	36	4.5
2015-16	32-1	374/11.7	52-131	.397	30-80	.375	21-26	.808	13	46	59	1.8	41	1	16	15	5	10	155	4.8
2016-17	9-9	278/30.9	37-75	.493	21-46	.457	14-17	.824	9	29	38	4.2	23	1	20	7	5	4	109	12.1
<b>TOTAL</b>	<b>49-10</b>	<b>767/15.7</b>	<b>102-239</b>	<b>.427</b>	<b>59-149</b>	<b>.396</b>	<b>37-47</b>	<b>.787</b>	<b>24</b>	<b>82</b>	<b>106</b>	<b>2.2</b>	<b>76</b>	<b>2</b>	<b>40</b>	<b>26</b>	<b>13</b>	<b>15</b>	<b>300</b>	<b>6.1</b>

## 2016-17 GAME-BY-GAME


Opponent	Date	gs	min	Total		3-Pointers		Free throws		Rebounds				pf	a	t/o	blk	stl	pts	avg	
				fg-fga	pct	3fg-fga	pct	ft-fga	pct	off	def	tot	avg								
EASTERN MICHIGAN	11/11/16	*	23	4-9	.444	1-6	.167	0-0	.000	1	1	2	2.0	5	0	1	0	0	9	9.0	
GARDNER-WEBB	11/14/16	*	25	7-8	.875	4-4	1.000	0-0	.000	1	3	4	3.0	1	4	1	1	1	18	13.5	
vs SMU	11/17/16	*	38	3-7	.429	3-5	.600	0-0	.000	0	1	1	2.3	2	1	1	2	0	9	12.0	
vs Marquette	11/18/16	*	22	0-3	.000	0-2	.000	0-1	.000	3	3	6	3.3	4	4	2	0	0	0	9.0	
YALE	11/22/16	*	27	4-7	.571	4-5	.800	3-4	.750	0	4	4	3.4	3	1	1	0	0	15	10.2	
MOREHEAD STATE	11/25/16	*	34	5-8	.625	4-7	.571	2-2	1.000	1	5	6	3.8	1	4	0	0	1	16	11.2	
at Maryland	01/29/16	*	35	3-7	.429	1-4	.250	4-4	1.000	0	3	3	3.7	1	1	0	1	0	11	11.1	
vs Duquesne	12/2/16	*	38	5-16	.313	1-7	.143	3-4	.750	3	5	8	4.3	3	0	1	1	1	14	11.5	
BUFFALO	12/7/16	*	36	6-10	.600	3-6	.500	2-2	1.000	0	4	4	4.2	3	5	0	0	1	17	12.1	
<b>Totals</b>			<b>9</b>	<b>278</b>	<b>37-75</b>	<b>.493</b>	<b>21-46</b>	<b>.457</b>	<b>14-17</b>	<b>.824</b>	<b>9</b>	<b>29</b>	<b>38</b>	<b>4.2</b>	<b>23</b>	<b>20</b>	<b>7</b>	<b>5</b>	<b>4</b>	<b>109</b>	<b>12.1</b>

Games played: 9  
 Minutes/game: 30.9  
 Points/game: 12.1  
 FG Pct: 49.3  
 3FG Pct: 45.7

Rebounds/game: 4.2  
 Assists/game: 2.2  
 Turnovers/game: 0.8  
 Assist/turnover ratio: 2.9  
 Steals/game: 0.4

## CAREER HIGHS

	2016-17	Career
Points	24, vs. Syracuse, 3/9/16	2
FG	8, vs. Syracuse, 3/9/16	2
FGA	16, 2x; last vs. Duquesne, 12/2/16	10
3FG	4, 4x; last vs. Yale, 11/22/16	12
3FGA	11, vs. Syracuse, 3/9/16	6
FT	4, 2x; last vs. Syracuse, 3/9/16	1
FTA	6, vs. Maryland Eastern Shore, 1/2/16	2
Rebounds	8, vs. Duquesne, 12/2/16	12
Off. Rebounds	2, at Virginia Tech, 3/2/16	2
Def. Rebounds	5, 4x; last vs. Duquesne, 12/2/16	5
Assists	5, vs. Buffalo, 12/7/16	1
Steals	2, 2x; last vs. NC State, 1/19/16	2
Blocks	2, 2x; last vs. SMU, 11/18/16	5
Minutes	38, 2x; last vs. Duquesne, 12/2/16	5



# ROZELLE NIX | #25

R-JR-1L • C • 6-11 • 300 • Cincinnati, Ohio • Withrow / Pensacola State JC

## CAREER STATISTICS

Season	gp-gs	min/avg	Total		3-Point		F-Throws		Rebounds				Scoring							
			fg-fga	pct	fg-fga	pct	ft-fga	pct	off	def	tot	avg	pf	fo	ast	to	blk	stl	pts	avg
2016-17	3-0	6/2.0	0-1	.000	0-0	.000	0-0	.000	1	4	5	1.7	2	0	0	1	1	0	0	0.0
TOTAL	3-0	6/2.0	0-1	.000	0-0	.000	0-0	.000	1	4	5	1.7	2	0	0	1	1	0	0	0.0

## 2016-17 GAME-BY-GAME

Opponent	Date	gs	min	Total		3-Pointers		Free throws		Rebounds				pf	a	t/o	blk	stl	pts	avg
				fg-fga	pct	3fg-fga	pct	ft-fga	pct	off	def	tot	avg							
EASTERN MICHIGAN	11/11/16		dnp	-	-	-	-	-	-	-	-	-	-	-	-	-	-	-	-	-
GARDNER-WEBB	11/14/16	4	4	0-1	.000	0-0	.000	0-0	.000	1	3	4	4.0	1	0	0	1	0	0	0.0
vs SMU	11/17/16		dnp	-	-	-	-	-	-	-	-	-	-	-	-	-	-	-	-	-
vs Marquette	11/18/16	1	1	0-0	.000	0-0	.000	0-0	.000	0	1	1	2.5	0	0	0	0	0	0	0.0
YALE	11/22/16		dnp	-	-	-	-	-	-	-	-	-	-	-	-	-	-	-	-	-
MOREHEAD STATE	11/25/16	1	1	0-0	.000	0-0	.000	0-0	.000	0	0	0	1.7	1	0	1	0	0	0	0.0
at Maryland	01/29/16		dnp	-	-	-	-	-	-	-	-	-	-	-	-	-	-	-	-	-
vs Duquesne	12/2/16		dnp	-	-	-	-	-	-	-	-	-	-	-	-	-	-	-	-	-
BUFFALO	12/7/16		dnp	-	-	-	-	-	-	-	-	-	-	-	-	-	-	-	-	-
Totals		0	6	0-1	.000	0-0	.000	0-0	.000	1	4	5	1.7	2	0	1	1	0	0	0.0

Games played: 3  
 Minutes/game: 2.0  
 FG Pct: 0.0

Rebounds/game: 1.7  
 Turnovers/game: 0.3  
 Blocks/game: 0.3

## CAREER HIGHS

	2016-17	Career
Points	-	-
FG	-	-
FGA	1, vs. Gardner-Webb, 11/14/16	-
3FG	-	-
3FGA	-	-
FT	-	-
FTA	-	-
Rebounds	4, vs. Gardner-Webb, 11/14/16	-
Off. Rebounds	1, vs. Gardner-Webb, 11/14/16	-
Def. Rebounds	3, vs. Gardner-Webb, 11/14/16	-
Assists	-	-
Steals	-	-
Blocks	1, vs. Gardner-Webb, 11/14/16	-
Minutes	4, vs. Gardner-Webb, 11/14/16	-
Double-Figure Points	-	-
5 or more Rebounds	-	-
2 or more Steals	-	-
2 or more Blocks	-	-
20+ Minutes	-	-



# ZACH SMITH | #35

R-JR-1L • G • 6-3 • 200 • Smethport, Pa. • Smethport / Pitt-Bradford

## CAREER STATISTICS

Season	gp-gs	min/avg	Total		3-Point		F-Throws		Rebounds				Scoring							
			fg-fga	pct	fg-fga	pct	ft-fta	pct	off	def	tot	avg	pf	fo	ast	to	blk	stl	pts	avg
2016-17	1-0	2/2.0	0-0	.000	0-0	.000	0-0	.000	0	0	0	0.0	0	0	0	1	0	0	0	0.0
TOTAL	1-0	2/2.0	0-0	.000	0-0	.000	0-0	.000	0	0	0	0.0	0	0	0	1	0	0	0	0.0

## 2016-17 GAME-BY-GAME


Opponent	Date	gs	min	Total		3-Pointers		Free throws		Rebounds				pf	a	t/o	blk	stl	pts	avg
				fg-fga	pct	3fg-fga	pct	ft-fta	pct	off	def	tot	avg							
EASTERN MICHIGAN	11/11/16		dnp	-	-	-	-	-	-	-	-	-	-	-	-	-	-	-	-	-
GARDNER-WEBB	11/14/16		2	0-0	.000	0-0	.000	0-0	.000	0	0	0	0.0	0	0	1	0	0	0	0.0
vs SMU	11/17/16		dnp	-	-	-	-	-	-	-	-	-	-	-	-	-	-	-	-	-
vs Marquette	11/18/16		dnp	-	-	-	-	-	-	-	-	-	-	-	-	-	-	-	-	-
YALE	11/22/16		dnp	-	-	-	-	-	-	-	-	-	-	-	-	-	-	-	-	-
MOREHEAD STATE	11/25/16		dnp	-	-	-	-	-	-	-	-	-	-	-	-	-	-	-	-	-
at Maryland	01/29/16		dnp	-	-	-	-	-	-	-	-	-	-	-	-	-	-	-	-	-
vs Duquesne	12/2/16		dnp	-	-	-	-	-	-	-	-	-	-	-	-	-	-	-	-	-
BUFFALO	12/7/16		dnp	-	-	-	-	-	-	-	-	-	-	-	-	-	-	-	-	-
Totals		0	2	0-0	.000	0-0	.000	0-0	.000	0	0	0	0.0	0	0	1	0	0	0	0.0

Games played: 1  
Minutes/game: 2.0

Turnovers/game: 1.0

## CAREER HIGHS

Points	-	2016-17
FG	-	20+ Point Games
FGA	-	Double-Figure Points
3FG	-	2 or more 3PT FG
3FGA	-	5 or more Rebounds
FT	-	2 or more Steals
FTA	-	20+ Minutes
Rebounds	-	30+ Minutes
Off. Rebounds	-	
Def. Rebounds	-	
Assists	-	
Steals	-	
Blocks	-	
Minutes	2, vs. Gardner-Webb, 11/14/16	



# RYAN SEELYE | #50

SO-IL • F • 6-6 • 225 • Saint Marys, Pa. • Elk County Catholic

## CAREER STATISTICS

Season	gp-gs	min/avg	Total		3-Point		F-Throws		Rebounds				Scoring							
			fg-fga	pct	fg-fga	pct	ft-fga	pct	off	def	tot	avg	pf	fo	ast	to	blk	stl	pts	avg
2015-16	8-0	12/1.5	2-5	.400	0-1	.000	0-0	.000	1	0	1	0.1	2	0	0	0	0	0	4	0.5
2016-17	1-0	2/2.0	1-1	1.000	0-0	.000	0-0	.000	0	0	0	0.0	0	0	0	0	0	0	2	2.0
<b>TOTAL</b>	<b>9-0</b>	<b>14/1.6</b>	<b>3-6</b>	<b>.500</b>	<b>0-1</b>	<b>.000</b>	<b>0-0</b>	<b>.000</b>	<b>1</b>	<b>0</b>	<b>1</b>	<b>0.1</b>	<b>2</b>	<b>0</b>	<b>0</b>	<b>0</b>	<b>0</b>	<b>0</b>	<b>6</b>	<b>0.7</b>

## 2016-17 GAME-BY-GAME

Opponent	Date	gs	min	Total		3-Pointers		Free throws		Rebounds				pf	a	t/o	blk	stl	pts	avg
				fg-fga	pct	3fg-fga	pct	ft-fga	pct	off	def	tot	avg							
EASTERN MICHIGAN	11/11/16		dnp	-	-	-	-	-	-	-	-	-	-	-	-	-	-	-	-	-
GARDNER-WEBB	11/14/16		2	1-1	1.000	0-0	.000	0-0	.000	0	0	0	0.0	0	0	0	0	0	2	2.0
vs SMU	11/17/16		dnp	-	-	-	-	-	-	-	-	-	-	-	-	-	-	-	-	-
vs Marquette	11/18/16		dnp	-	-	-	-	-	-	-	-	-	-	-	-	-	-	-	-	-
YALE	11/22/16		dnp	-	-	-	-	-	-	-	-	-	-	-	-	-	-	-	-	-
MOREHEAD STATE	11/25/16		dnp	-	-	-	-	-	-	-	-	-	-	-	-	-	-	-	-	-
at Maryland	01/29/16		dnp	-	-	-	-	-	-	-	-	-	-	-	-	-	-	-	-	-
vs Duquesne	12/2/16		dnp	-	-	-	-	-	-	-	-	-	-	-	-	-	-	-	-	-
BUFFALO	12/7/16		dnp	-	-	-	-	-	-	-	-	-	-	-	-	-	-	-	-	-
<b>Totals</b>		<b>0</b>	<b>2</b>	<b>1-1</b>	<b>1.000</b>	<b>0-0</b>	<b>.000</b>	<b>0-0</b>	<b>.000</b>	<b>0</b>	<b>0</b>	<b>0</b>	<b>0.0</b>	<b>0</b>	<b>0</b>	<b>0</b>	<b>0</b>	<b>0</b>	<b>2</b>	<b>2.0</b>

Games played: 1  
 Minutes/game: 2.0  
 Points/game: 2.0  
 FG Pct: 100.0

## CAREER HIGHS

	2016-17	Career
Points	2, 3x, last vs. Gardner-Webb, 11/14/16	-
FG	1, 3x; last vs. Gardner-Webb, 11/14/16	-
FGA	1, 6x; last vs. Gardner-Webb, 11/14/16	-
3FG	-	-
3FGA	1, vs. Detroit, 11/20/15	-
FT	-	-
FTA	-	-
Rebounds	1, vs. Detroit, 11/20/15	-
Off. Rebounds	1, vs. Detroit, 11/20/15	-
Def. Rebounds	-	-
Assists	-	-
Steals	-	-
Blocks	-	-
Minutes	3, vs. Central Arkansas, 12/6/15	-



# JONATHAN MILLIGAN | #55

R-JR-1L • G • 6-2 • 170 • Orlando, Fla. • Mount Zion Academy / Kilgore College

## CAREER STATISTICS

Season	gp-gs	min/avg	Total		3-Point		F-Throws		Rebounds				Other					Scoring		
			fg-fga	pct	fg-fga	pct	ft-fga	pct	off	def	tot	avg	pf	fo	ast	to	blk	stl	pts	avg
2015-16	4-0	39/9.8	4-7	.571	3-4	.750	2-2	1.000	0	1	1	0.3	7	0	3	2	0	0	13	3.3
2016-17	9-0	77/8.6	7-23	.304	6-19	.316	4-4	1.000	1	2	3	0.3	9	0	5	4	0	0	24	2.7
<b>TOTAL</b>	<b>13-0</b>	<b>116/8.9</b>	<b>11-30</b>	<b>.367</b>	<b>9-23</b>	<b>.391</b>	<b>6-6</b>	<b>1.000</b>	<b>1</b>	<b>3</b>	<b>4</b>	<b>0.3</b>	<b>16</b>	<b>0</b>	<b>8</b>	<b>6</b>	<b>0</b>	<b>0</b>	<b>37</b>	<b>2.8</b>

## 2016-17 GAME-BY-GAME

Opponent	Date	gs	min	Total		3-Pointers		Free throws		Rebounds				pf	a	t/o	blk	stl	pts	avg
				fg-fga	pct	3fg-fga	pct	ft-fga	pct	off	def	tot	avg							
EASTERN MICHIGAN	11/11/16		8	1-3	.333	0-2	.000	0-0	.000	0	0	0	0.0	3	1	1	0	0	2	2.0
GARDNER-WEBB	11/14/16		17	2-6	.333	2-6	.333	4-4	1.000	0	1	1	0.5	1	2	2	0	0	10	6.0
vs SMU	11/17/16		7	0-1	.000	0-1	.000	0-0	.000	1	0	1	0.7	1	0	0	0	0	0	4.0
vs Marquette	11/18/16		6	0-2	.000	0-2	.000	0-0	.000	0	0	0	0.5	0	0	1	0	0	0	3.0
YALE	11/22/16		9	1-2	.500	1-1	1.000	0-0	.000	0	1	1	0.6	0	0	0	0	0	3	3.0
MOREHEAD STATE	11/25/16		12	3-5	.600	3-4	.750	0-0	.000	0	0	0	0.5	2	0	0	0	0	9	4.0
at Maryland	01/29/16		7	0-1	.000	0-1	.000	0-0	.000	0	0	0	0.4	2	0	0	0	0	0	3.4
vs Duquesne	12/2/16		7	0-2	.000	0-2	.000	0-0	.000	0	0	0	0.4	0	1	0	0	0	0	3.0
BUFFALO	12/7/16		4	0-1	.000	0-0	.000	0-0	.000	0	0	0	0.3	0	1	0	0	0	0	2.7
<b>Totals</b>		<b>0</b>	<b>77</b>	<b>7-23</b>	<b>.304</b>	<b>6-19</b>	<b>.316</b>	<b>4-4</b>	<b>1.000</b>	<b>1</b>	<b>2</b>	<b>3</b>	<b>0.3</b>	<b>9</b>	<b>5</b>	<b>4</b>	<b>0</b>	<b>0</b>	<b>24</b>	<b>2.7</b>

Games played: 9  
 Minutes/game: 8.6  
 Points/game: 2.7  
 FG Pct: 30.4  
 3FG Pct: 31.6  
 FT Pct: 100.0

Rebounds/game: 0.3  
 Assists/game: 0.6  
 Turnovers/game: 0.4  
 Assist/turnover ratio: 1.3

## CAREER HIGHS

	2016-17	Career
Points	10, vs. Gardner-Webb, 11/14/16	1
FG	3, vs. Morehead State, 11/25/16	1
FGA	6, vs. Gardner-Webb, 11/14/16	3
3FG	3, vs. Morehead State, 11/25/16	-
3FGA	6, vs. Gardner-Webb, 11/14/16	-
FT	4, vs. Gardner-Webb, 11/14/16	-
FTA	4, vs. Gardner-Webb, 11/14/16	-
Rebounds	1, 3x; last vs. Yale, 11/22/16	-
Off. Rebounds	1, vs. Marquette, 11/18/16	-
Def. Rebounds	1, 3x; last vs. Yale, 11/22/16	-
Assists	2, 2x; last vs. Gardner-Webb, 11/14/16	-
Steals	-	-
Blocks	-	-
Minutes	17, vs. Gardner-Webb, 11/14/16	-





# KEVIN STALLINGS | PURDUE '82

Head Coach • First Season at Pitt (24th overall)

Overall Record: 462-285 (.619)

Conference Record: 225-175 (.561)

Kevin Stallings was announced as the 15th head coach in Pitt men's basketball history March 28, 2016 after spending the previous 17 seasons at Vanderbilt. Stallings enters his 24th season as a head coach with an impressive 462-285 (.619) record overall.

Stallings' success comes as no surprise to players and coaches alike as his competitiveness, passion, intensity, work ethic, preparation and personality are driving forces behind his career.

In fact, success has followed Stallings throughout his career as a player at Purdue, an assistant at Purdue and Kansas and at previous head coaching positions at Illinois State and Vanderbilt. During his 37 years in college basketball, Stallings has been a part of 25 seasons with 20-or-more victories and a basketball season that concluded during postseason play 30 times.

As a head coach, Stallings has quietly put together an impressive resume that includes:

- 462 wins, including 224 conference victories
- 12 seasons with 20 or more wins
- 16 postseason appearances, including nine NCAA Tournament bids
- 10 NBA Draft picks, including two first round selections in the 2012 and 2016 drafts
- Five All-America selections
- Five Academic All-America award winners
- 45 all-conference selections, including 37 All-SEC honorees
- 62 Academic all-conference performers
- Four conference Player of the Year selections
- Three conference Coach of the Year honors
- Three conference tournament championships, including the 2012 SEC Championship

## STALLINGS' RECORD WHEN...

	2016-17	Total
Overall	7-2	462-285
Home	5-0	304-85
Road	1-0	106-157
Neutral	1-2	52-43
Conf. Regular Season	-	213-175
Home	-	135-59
Road	-	78-116
Neutral	-	-
Conference Tournament	-	23-20
NCAA Tournament	-	5-9
NIT	-	7-7
Regular Season Non-Con	7-2	211-74
Home	5-0	157-22
Road	1-0	26-34
Neutral	1-2	28-18
Shoots 60% or better	-	23-0
Shoots 50% or better	2-0	191-20
Shoots under 30%	-	1-8
Holds Opp. to less than 50%	7-2	422-186
Holds Opp. to less than 40%	2-0	233-42
Holds Opp. to less than 30%	-	25-0
Outrebounds Opp.	6-1	273-75
20 or more assists	2-0	114-12
7 or more 3FG	4-0	297-131
More made FTs than Opp.	7-2	327-79
Overtime Games	1-0	19-20
Double-overtime games	1-0	5-1
vs. Ranked Opponents (AP)	-	35-70
vs. Unranked Opponents	7-2	427-215
In November	6-1	89-26
In December	1-1	109-44
In January	-	104-87
In February	-	112-72
In March	-	48-56
Scores 59 points or less	0-1	19-76
Scores 60+ points	7-1	443-209
Scores 70+ points	7-0	353-88
Scores 80+ points	3-0	180-14
Scores 90+ points	2-0	60-0
Scores 100+ points	-	11-0

## YEAR-BY-YEAR WITH KEVIN STALLINGS

Year	Overall		Conference		Con. Tourn.		NCAA		NIT		RS Non-Conf.		Home		Road		Neutral		vs. Top-25	
	W-L	Pct.	W-L	Pct.	W-L	Pct.	W-L	Pct.	W-L	Pct.	W-L	Pct.	W-L	Pct.	W-L	Pct.	W-L	Pct.	W-L	Pct.
<i>Illinois State</i>																				
1993-94	16-11	.593	12-6	.667	0-1	.000	-	-	-	-	4-4	.500	11-2	.846	4-9	.308	1-0	.000	-	-
1994-95	20-13	.606	13-5	.722	1-1	.500	-	-	1-1	.500	5-6	.462	13-4	.764	6-8	.429	1-1	.500	-	-
1995-96	22-12	.647	11-5	.688	1-1	.500	-	-	2-1	.667	6-5	.545	11-5	.688	9-6	.600	2-1	.667	0-1	.000
1996-97	24-6	.800	14-4	.778	3-0	1.000	0-1	.000	-	-	7-1	.875	14-1	.933	9-4	.692	1-1	.500	0-1	.000
1997-98	25-6	.806	16-2	.889	3-0	1.000	1-1	.500	-	-	5-3	.625	14-1	.933	9-4	.692	2-1	.667	0-1	.000
1998-99	16-15	.516	7-11	.389	1-1	.500	-	-	-	-	8-3	.727	11-7	.611	2-8	.200	3-0	1.000	0-1	.000
<i>Vanderbilt</i>																				
1999-2000	19-11	.633	8-8	.500	1-1	.500	-	-	0-1	.000	10-1	.909	14-3	.824	4-7	.364	1-1	.500	4-4	.500
2000-01	15-15	.500	4-12	.333	0-1	.000	-	-	-	-	11-2	.846	12-7	.632	3-7	.300	0-1	.000	2-6	.250
2001-02	17-15	.531	6-10	.375	0-1	.000	-	-	0-1	.000	10-3	.769	13-4	.765	2-9	.182	2-2	.500	3-3	.500
2002-03	11-18	.379	3-13	.188	1-1	.500	-	-	-	-	7-4	.636	10-6	.625	0-11	.000	1-1	.500	2-10	.167
2003-04	23-10	.697	8-8	.500	2-1	.667	2-1	.667	-	-	11-0	1.000	15-2	.882	4-6	.400	4-2	.667	4-5	.444
2004-05	20-14	.588	8-8	.500	0-1	.000	-	-	2-1	.667	10-4	.714	17-2	.894	2-8	.200	1-4	.200	1-2	.333
2005-06	17-13	.567	7-9	.438	1-1	.500	-	-	0-1	.000	9-2	.818	9-6	.600	7-5	.583	1-2	.333	0-6	.000
2006-07	22-12	.647	10-6	.625	0-1	.000	2-1	.667	-	-	10-4	.714	14-3	.824	4-6	.400	4-3	.571	6-2	.750
2007-08	26-8	.765	10-6	.625	1-1	.500	0-1	.000	-	-	15-0	1.000	19-0	1.000	4-6	.400	3-2	.600	1-2	.333
2008-09	19-12	.613	8-8	.500	0-1	.000	-	-	-	-	11-3	.786	13-4	.765	3-7	.300	3-1	.750	1-1	.500
2009-10	24-9	.727	12-4	.667	1-1	.500	0-1	.000	-	-	11-3	.786	14-2	.875	7-3	.700	3-4	.429	2-2	.500
2010-11	23-11	.676	9-7	.563	2-1	.667	0-1	.000	-	-	12-2	.857	14-3	.824	5-5	.500	4-3	.571	4-4	.500
2011-12	25-11	.694	10-6	.625	3-0	1.000	0-1	.000	-	-	11-4	.733	13-5	.722	6-5	.545	6-1	.857	3-6	.333
2012-13	16-17	.485	8-10	.444	2-1	.667	-	-	-	-	6-6	.500	9-6	.600	4-8	.333	3-3	.500	0-3	.000
2013-14	15-16	.484	7-11	.389	0-1	.000	-	-	-	-	8-4	.667	10-6	.625	3-8	.273	2-2	.500	0-2	.000
2014-15	21-14	.600	9-9	.500	0-1	.000	-	-	2-1	.667	10-3	.769	15-4	.789	5-8	.385	1-2	.333	0-2	.000
2015-16	19-14	.576	11-7	.611	0-1	.000	0-1	.000	-	-	8-5	.615	14-2	.875	3-9	.250	2-3	.400	2-6	.250
<i>Pittsburgh</i>																				
2016-17	7-2	.778	-	-	-	-	-	-	-	-	7-2	.778	5-0	1.000	1-0	1.000	1-2	.333	-	-
Career	462-285	.619	213-175	.549	23-20	.535	5-9	.357	7-7	.500	211-74	.740	304-85	.781	106-157	.403	52-43	.547	35-70	.333

# 2016-17 Pitt Basketball Charts

Overall Record: 7-2 (Home: 5-0; Road: 1-0; Neutral: 1-2)

ACC Record: 0-0 (Home: 0-0; Road: 0-0)

Date	Opponent	Result	Pitt High Scorer	Opponent High Scorer	Pitt High Rebounder	Opponent High Rebounder	Pitt High Assists	Att.
N. 11	EASTERN MICHIGAN	W 93-90 [20T]	ARTIS (27)	LEE (27)	YOUNG (10)	THOMPSON (13)	JONES (6)	6,411
N. 14	GARDNER-WEBB	W, 99-80	JOHNSON & YOUNG (18)	RIDEAU (23)	JETER (13)	RIDEAU (8)	ARTIS (6)	4,614
N. 17	+ vs. SMU	L, 76-67	Young (24)	Ojeleye (24)	Jeter & Young (8)	Emelogu (7)	Young (3)	8,126
N. 18	+ vs. Marquette	W, 78-75	Young (30)	Rowsey (20)	Young (8)	Fischer (9)	Johnson & Jones (4)	8,088
N. 22	YALE	W, 75-70	YOUNG (24)	DOWNEY (17)	YOUNG (10)	ONI (11)	ARTIS (4)	6,719
N. 25	MOREHEAD STATE	W, 76-63	YOUNG (20)	MARRERO (18)	JETER (8)	MARRERO (13)	ARTIS (5)	7,025
N. 29	at Maryland	W, 73-59	Young (25)	Trimble (13)	Young (9)	Huerter (9)	Artis (3)	17,144
D. 2	vs. Duquesne	L, 64-55	Young (19)	Blackman (21)	Jeter (10)	Isiaha (8)	Young & Jones (3)	10,997
D. 7	BUFFALO	W, 84-79	YOUNG & JOHNSON (17)	PERKINS (23)	YOUNG & LUTHER (7)	PERKINS (8)	JOHNSON (8)	7,007
D. 10	> vs. Penn State							
D. 17	RICE							
D. 21	OMAHA							
D. 28	MARSHALL							
D. 31	NOTRE DAME *							
J. 4	VIRGINIA *							
J. 7	at Syracuse *							
J. 11	at Louisville *							
J. 14	MIAMI *							
J. 17	at NC State *							
J. 24	LOUISVILLE *							
J. 28	CLEMSON *							
J. 31	at North Carolina *							
F. 4	at Duke *							
F. 8	at Boston College *							
F. 11	SYRACUSE *							
F. 14	VIRGINIA TECH *							
F. 18	FLORIDA STATE *							
F. 22	at Wake Forest *							
F. 25	NORTH CAROLINA *							
F. 28	at Georgia Tech *							
M. 4	at Virginia *							
M. 7-11	^ ACC Tournament							

Home games in **BOLDFACE CAPS**

\* - indicates Atlantic Coast Conference game

[ ] - denotes Pitt/opponent AP ranking at time of game

+ Madison Square Garden - New York, N.Y.

& CONSOL Energy Center - Pittsburgh, Pa.

> Prudential Center - Newark, N.J.

^ Barclays Center - Brooklyn, N.Y.

All game times are Eastern Time Zone

• Overtimes

## ► 2016-17 ATTENDANCE FIGURES

Site	Games	Total	Average
Home	5	31,776	6,355
Away	1	17,144	17,144
Neutral	3	27,211	9,070
<b>Totals</b>	<b>9</b>	<b>76,131</b>	<b>8,459</b>

## ► PITT BY THE NUMBERS

Seasons of Men's Basketball	110th
Total Games	2,702
All-time record	1,590-1,112
All-time ACC record (regular season only)	28-26 (3rd season)
NCAA Tournament Appearances	26 (last in 2016)
NIT Appearances	9 (last in 2015)
20+ Win Seasons	22 (last in 2016)
30+ Win Seasons	2 (last in 2004)
Overtime Games	102 (56-46)
Pitt 100-Point Games	42 (42-0)
Consecutive games holding opponents under .500 shooting	10
Consecutive games holding opponents under 100 points	752
Consecutive games scoring at least 70 points	1

# Team Highs/Lows

		PITT	OPPONENT
Points 1st Half	High Low	52 vs. Gardner-Webb (11/14/16) 30 vs. Duquesne (12/2/16)	44 by Marquette (11/18/16) 24, 2x; last by Maryland (11/29/16)
Points 2nd Half	High Low	47 vs. Gardner-Webb (11/14/16) 25 vs. Duquesne (12/2/16)	48 by Gardner-Webb (11/14/16) 31 by Marquette (11/18/16)
Total Points	High Low	99 vs. Gardner-Webb (11/14/16) 55 vs. Duquesne (12/2/16)	90 by Eastern Michigan (11/11/16) 59 by Maryland (11/29/16)
FG Made	High Low	35 vs. Gardner-Webb (11/14/16) 20 vs. Duquesne (12/2/16)	33 by Eastern Michigan (11/11/16) 21 by Maryland (11/29/16)
FG Attempted	High Low	65 vs. Gardner-Webb (11/14/16) 51 vs. Morehead State (11/25/16)	77 by Eastern Michigan (11/11/16) 61, 2x; last by Maryland (11/29/16)
FG Percentage	High Low	.545 [30-of-55] vs. Buffalo (12/7/16) .333 [20-of-60] vs. Duquesne (12/2/16)	.492 [30-of-61] by Buffalo (12/7/16) .344 [21-of-61] by Maryland (11/29/16)
3-Pt. FG Made	High Low	13 vs. Gardner-Webb (11/14/16) 3 vs. Duquesne (12/2/16)	11 by Yale (11/22/16) 4 by Gardner-Webb (11/14/16)
3-Pt. FG Att.	High Low	33 vs. Eastern Michigan (11/11/16) 15 vs. Yale (11/24/16)	36 by Maryland (11/29/16) 15 by Gardner-Webb (11/14/16)
3-Pt. FG Pct.	High Low	.579 [11-of-19] vs. Morehead State (11/25/16) .136 [3-of-22] vs. Duquesne (12/2/16)	.407 [11-of-27] by Yale (11/22/16) .238 [5-of-21] by Eastern Michigan (11/11/16)
FT Made	High Low	35 vs. Eastern Michigan (11/11/16) 12 vs. Duquesne (12/2/16)	19 by Eastern Michigan (11/11/16) 5 by Yale (11/22/16)
FT Attempted	High Low	45 vs. Eastern Michigan (11/11/16) 17 vs. Duquesne (12/2/16)	23 by Eastern Michigan (11/11/16) 6 by Yale (11/22/16)
FT Percentage	High Low	.783 [18-of-23], 2x; last vs. Maryland (11/29/16) .640 [16-of-25] vs. Gardner-Webb (11/14/16)	.842 [16-of-19] by Marquette (11/18/16) .583 [7-of-12] by Maryland (11/29/16)
Off. Rebounds	High Low	14 vs. Gardner-Webb (11/14/16) 5 vs. Buffalo (12/7/16)	15, 2x; last by Morehead State (11/25/16) 8 by Marquette (11/18/16)
Def. Rebounds	High Low	36 vs. Gardner-Webb (11/14/16) 21 vs. SMU (11/17/16)	32 by Duquesne (12/2/16) 21 by Gardner-Webb (11/14/16)
Total Rebounds	High Low	50 vs. Gardner-Webb (11/14/16) 30 vs. SMU (11/17/16)	45 by Eastern Michigan (11/11/16) 30, 2x; last by Buffalo (12/7/16)
Assists	High Low	29 vs. Gardner-Webb (11/14/16) 7 vs. Maryland (11/29/16)	18 by Buffalo (12/7/16) 11 by Morehead State (11/25/16)
Blocked Shots	High Low	8 vs. Yale (11/22/16) 1 vs. Morehead State (11/24/16)	6 by Maryland (11/29/16) 0 by Morehead State (11/25/16)
Steals	High Low	6, 2x; last vs. Marquette (11/18/16) 1, 2x; last vs. Morehead State (11/25/16)	8, 2x; last by Gardner-Webb (11/14/16) 2, 2x; last by Maryland (11/29/16)
Turnovers	High Low	19 vs. Gardner-Webb (11/14/16) 5 vs. Yale (11/22/16)	14 by Maryland (11/29/16) 8, 4x; last by Buffalo (12/7/16)
Personal Fouls	High Low	22 vs. Eastern Michigan (11/11/16) 9 vs. Yale (11/22/16)	30 by Eastern Michigan (11/11/16) 16, by Duquesne (12/2/16)

# Individual Game Highs

	PITT	OPPONENT
Points	30 by Michael Young vs. Marquette (11/18/16)	27 by Ray Lee, Eastern Michigan (11/11/16)
FG Made	11 by Michael Young vs. Marquette (11/18/16)	11 by Nick Perkins, Buffalo (12/7/16)
FG Attempted	21 by Michael Young vs. Duquesne (12/2/16)	22 by Ray Lee, Eastern Michigan (11/11/16)
3-Pt. FG Made	4, 4x; last by Cameron Johnson vs. Morehead State (11/25/16)	4, 3x; last by Emile Blackman, Duquesne (12/2/16)
3-Pt. FG Attempted	12 by Jamel Artis vs. Eastern Michigan (11/11/16)	9, 5x; last by Kevin Huerter, Maryland (11/29/16)
FT Made	11 by Jamel Artis and Michael Young vs. Eastern Michigan (11/11/16)	11 by Laquincy Rideau, Gardner-Webb (11/14/16)
FT Attempted	15 by Michael Young vs. Eastern Michigan (11/11/16)	13 by Laquincy Rideau, Gardner-Webb (11/14/16)
Rebounds	13 by Sheldon Jeter vs. Gardner-Webb (11/14/16)	13, 2x; last by DeJuan Marrero, Morehead State (11/25/16)
Offensive Rebounds	5 by Sheldon Jeter vs. Gardner-Webb (11/14/16)	7 by James Thompson, Eastern Michigan (11/11/16)
Defensive Rebounds	8, 4x; last by Sheldon Jeter vs. Duquesne (12/2/16)	11 by Miye Oni, Yale (11/22/16)
Assists	6, 2x; last by Jamel Artis vs. Gardner-Webb (11/14/16)	6, 3x; last by Davonta Jordan, Buffalo (12/7/16)
Turnovers	7 by Michael Young vs. Eastern Michigan (11/11/16)	4 by Laquincy Rideau, Gardner-Webb (11/14/16)
Blocked Shots	4 by Michael Young vs. Yale (11/22/16)	3, vs. Damonte Dodd, Maryland (11/29/16)
Steals	3, 2x; last by Sheldon Jeter vs. Gardner-Webb (11/14/16)	4 by Laquincy Rideau, Gardner-Webb (11/14/16)
Minutes	45 by Jamel Artis and Chris Jones vs. Eastern Michigan (11/11/16)	42 by Ray Lee, Eastern Michigan (11/11/16)

# Pitt Player Season / Career Highs

2016-17		CAREER	2016-17		CAREER
<b>0 - Crisshawn Clark</b>					
Pts	-	-	Pts	13 vs. Marquette (11/18/16)	23 vs. Wake Forest (2/16/16)
Rebs	-	-	Rebs	6 vs. Maryland (11/29/16)	8 vs. Duke (2/28/16)
Asts	-	-	Asts	6 vs. Eastern Michigan (11/11/16)	6, 2x; last vs. Eastern Michigan (11/11/16)
Blks	-	-	Blks	2, 2x; last vs. Duquesne (12/2/16)	3, vs. St. Bonaventure (12/13/14)
Stls	-	-	Stls	2 vs. Marquette (11/18/17)	2, 8x; last vs. Marquette (11/18/16)
Mins	-	-	Mins	45 vs. Eastern Michigan (11/11/16)	same
<b>1 - Jamel Artis</b>					
Pts	27 vs. Eastern Michigan (11/11/16)	32, vs. Bryant (2/2/15)	Pts	14 vs. Gardner-Webb (11/14/16)	23 vs. Virginia Tech (1/31/16)
Rebs	9 vs. Eastern Michigan (11/11/16)	11, at Syracuse (2/20/16)	Rebs	13 vs. Gardner-Webb (11/14/16)	same
Asts	6 vs. Gardner-Webb (11/14/16)	8, vs. Syracuse (12/30/15)	Asts	4 vs. Gardner-Webb (11/14/16)	same
Blks	1 vs. Eastern Michigan (11/11/16)	4, vs. St. Bonaventure (12/23/14)	Blks	1, 2x; last vs. Buffalo (12/7/16)	3 vs. Davidson (12/20/15)
Stls	2, 3x; last vs. Maryland (11/29/16)	3, 2x; last vs. Syracuse (2/7/15)	Stls	3, 2x; last vs. Gardner-Webb (11/14/16)	3, 5x; last vs. Gardner-Webb (11/14/16)
Mins	45 vs. Eastern Michigan (11/11/16)	45, vs. Eastern Michigan (11/11/16)	Mins	39 vs. Eastern Michigan (11/11/16)	same
<b>2 - Michael Young</b>					
Pts	30 vs. Marquette (11/18/16)	same	Pts	18 vs. Gardner-Webb (11/14/16)	24 vs. Syracuse (3/9/16)
Rebs	10, 2x; last vs. Yale (11/22/16)	17, vs. St. Bonaventure (12/13/14)	Rebs	8 vs. Duquesne (12/2/16)	7 at Virginia Tech (3/2/16)
Asts	5 vs. Eastern Michigan (11/11/16)	9, vs. Boston College (1/16/16)	Asts	5 vs. Buffalo (12/7/16)	same
Blks	4 vs. Yale (11/22/16)	same	Blks	2 vs. SMU (11/17/16)	2, 2x; last vs. SMU (11/17/16)
Stls	1 vs. Duquesne (12/2/16)	2, 5x; last at North Carolina (2/14/16)	Stls	1, 4x; last vs. Buffalo (12/7/16)	2, 2x; last vs. NC State (1/19/16)
Mins	43 vs. Eastern Michigan (11/11/16)	43 vs. Eastern Michigan (11/11/16)	Mins	38 vs. Duquesne (12/2/16)	same
<b>3 - Damon Wilson</b>					
Pts	5 vs. Gardner-Webb (11/14/16)	20 vs. Central Arkansas (12/6/15)	Pts	-	-
Rebs	4 vs. Gardner-Webb (11/14/16)	6 vs. Saint Joseph's College (11/17/15)	Rebs	4 vs. Gardner-Webb (11/14/16)	same
Asts	2 vs. Duquesne (12/2/16)	7 vs. Maryland Eastern Shore (1/2/16)	Asts	-	-
Blks	-	1 vs. Central Arkansas (12/6/15)	Blks	1 vs. Gardner-Webb (11/14/16)	same
Stls	-	2 vs. Boston College (1/16/16)	Stls	-	-
Mins	16 vs. Gardner-Webb (11/14/16)	21 vs. Boston College (1/16/16)	Mins	4 vs. Gardner-Webb (11/14/16)	same
<b>4 - Ryan Luther</b>					
Pts	11 vs. Buffalo (12/7/16)	17 vs. Louisville (2/24/16)	Pts	-	-
Rebs	8 vs. Duquesne (12/2/16)	11 vs. Detroit (11/20/15)	Rebs	-	-
Asts	3 vs. Gardner-Webb (11/14/16)	3, 2x; last vs. Gardner-Webb (11/14/16)	Asts	-	-
Blks	3 vs. Marquette (11/18/16)	3, 2x; last vs. Marquette (11/18/15)	Blks	-	-
Stls	1, 3x; last vs. Buffalo (12/7/16)	2, 2x; last vs. Syracuse (3/9/16)	Stls	-	-
Mins	29 vs. Marquette (11/18/16)	same	Mins	2 vs. Gardner-Webb (11/14/16)	same
<b>5 - Justice Kithcart</b>					
Pts	4 vs. SMU (11/17/16)	same	Pts	2 vs. Gardner-Webb (11/14/16)	2, 3x; last vs. Gardner-Webb (11/14/16)
Rebs	2, 2x; last vs. Marquette (11/18/16)	same	Rebs	-	1 vs. Detroit (11/20/15)
Asts	3 vs. Gardner-Webb (11/14/16)	same	Asts	-	-
Blks	1 vs. Eastern Michigan (11/11/16)	same	Blks	-	-
Stls	1, 3x; last vs. Duquesne (12/2/16)	same	Stls	-	-
Mins	27 vs. Eastern Michigan (11/11/16)	same	Mins	2 vs. Gardner-Webb (11/14/16)	3 vs. Central Arkansas (12/6/15)
<b>11 - Corey Manigault</b>					
Pts	2, 2x; last vs. Morehead State (11/25/16)	same	Pts	10 vs. Gardner-Webb (11/14/16)	same
Rebs	2, 2x; last vs. Morehead State (11/25/16)	same	Rebs	1, 3x; last vs. Yale (11/22/16)	1, 4x; last vs. Yale (11/22/16)
Asts	1, 2x; last vs. Buffalo (12/7/16)	-	Asts	2 vs. Gardner-Webb (11/14/16)	2, 2x; last vs. Gardner-Webb (11/14/16)
Blks	1 vs. Gardner-Webb (11/14/16)	same	Blks	-	-
Stls	-	-	Stls	-	-
Mins	11 vs. Gardner-Webb (11/14/16)	same	Mins	17 vs. Gardner-Webb (11/14/16)	same
<b>12 - Chris Jones</b>					
<b>21 - Sheldon Jeter</b>					
<b>23 - Cameron Johnson</b>					
<b>25 - Rozelle Nix</b>					
<b>35 - Zach Smith</b>					
<b>50 - Ryan Seelye</b>					
<b>55 - Jonathan Milligan</b>					

# The Last Time It Happened ...

## ► TEAM

### Pitt Was Ranked (AP Poll)

No. 1	Feb. 23, 2009
Top 5 (2-5)	No. 4 on March 14, 2011
Top 10 (6-10)	No. 6 on Dec. 27, 2010
Top 25 (11-25)	No. 20 on Jan. 11, 2016

### Pitt Played a Ranked Opponent (AP Poll)

No. 1	vs. Syracuse on Feb. 12, 2014
Top 5	vs. No. 2 Virginia on Feb. 16, 2015
Top 10	vs. No. 7 North Carolina on March 10, 2016
Top 25	vs. No. 15 Duke on Feb. 28, 2016

### Pitt Defeated a Ranked Opponent (AP Poll)

No. 1	vs. Connecticut (70-60) on March 7, 2009
Top 5	vs. No. 3 Syracuse (74-66) on Jan. 17, 2011
Top 10	vs. No. 8 Notre Dame (76-72) on Jan. 31, 2015
Top 25	vs. No. 15 Duke (76-62) on Feb. 28, 2016

### Pitt Lost To a Ranked Opponent (AP Poll)

No. 1	vs. Syracuse (58-56) on Feb. 12, 2014
Top 5	vs. No. 2 Virginia (61-49) on Feb. 16, 2015
Top 10	vs. No. 7 North Carolina (88-71) on March 10, 2016
Top 25	vs. No. 11 Louisville (67-60) on Feb. 24, 2016

### Pitt Faced No. 1 (AP Poll)

Home	vs. Syracuse (L, 58-56) on Feb. 12, 2014
Road	at Syracuse (L, 71-63) on Jan. 16, 2012
Neutral	vs. Florida (L, 61-45) on March 22, 2014

### 100 Points by a Team

By Pitt	101, vs. Wake Forest (2/16/16)
By Opponent	106, North Carolina (12/20/93)

### 40+ Point Win

By Pitt	53 [100-43], vs. Central Arkansas (12/6/15)
By Opponent	41 [120-79], at LSU (1/31/69)

### 30-39 Point Win

By Pitt	34 [92-58], vs. Maryland Eastern Shore (1/2/16)
By Opponent	33 [85-52], vs. Miami [Fla.] (2/23/99)

### 20-29 Point Win

By Pitt	23 [84-61], vs. Boston College (1/16/16)
By Opponent	21 [85-64], at North Carolina (2/14/16)

### Overtime Game

Pitt Win	93-90, vs. Eastern Michigan (11/11/16)
Pitt Loss	70-67, at Virginia Tech (1/27/15)

### Double Overtime Game

Pitt Win	93-90, vs. Eastern Michigan (11/11/16)
Pitt Loss	95-89, vs. Oklahoma State (12/21/06)

### Triple Overtime Game

Pitt Win	98-95, vs. West Virginia (2/12/10)
Pitt Loss	74-73, at George Washington (1/10/76)

### Won The Game In The Final Seconds

By Pitt	Ashton Gibbs three-point field goal at the buzzer gave Pitt a 73-71 win over Providence March 4, 2010
By Opponent	Angel Rodriguez tip-in with 1.4 seconds remaining gave Miami a 65-63 win Feb. 9, 2016.

### Five or More Players in Double-Digit Scoring

By Pitt	6, vs. Buffalo (12/7/16)
By Opponent	5, North Carolina (2/14/16)

### Made 40-49 Field Goals

By Pitt	41, vs. Maryland-Eastern Shore (12/18/10)
By Opponent	41, UCLA (2/2/91)

### Made Fewer Than 20 Field Goals

By Pitt	18 vs. Wisconsin (3/18/16)
By Opponent	17 by Wisconsin (3/18/16)

### Had 70-79 Field Goal Attempts

By Pitt	70, vs. Saint Joseph's College (11/17/15)
By Opponent	73, Gardner-Webb (11/14/16)

### Had 80-89 Field Goal Attempts

By Pitt	83, vs. Wake Forest (2/16/16)
By Opponent	89, Villanova (3/4/98)

### Had 90-99 Field Goal Attempts

By Pitt	92, vs. Houston Baptist (11/9/07)
By Opponent	95, West Virginia (1/18/67)

### Had Fewer Than 35 Field Goal Attempts

By Pitt	35, vs. Cincinnati (12/17/13)
By Opponent	34, Notre Dame (3/11/10)

### Shot Over 60 Percent From The Field

By Pitt	.649 [37-of-57], vs. North Carolina (2/14/15)
By Opponent	.652 [30-of-46], Louisville (1/25/15)

### Shot Over 70 Percent From The Field

By Pitt	.717 [33-of-46], at DePaul (3/9/13)
By Opponent	.700 [42-of-60], Syracuse (2/4/89)

### Shot Less Than 30 Percent From The Field

By Pitt	.286 [14-of-49], at Louisville (1/14/16)
By Opponent	.295 [18-of-61], Cornell (11/25/15)

### Made 10+ Three-Point Field Goals

By Pitt	11, vs. Morehead State (11/25/16)
By Opponent	10, Maryland (11/29/16)

### Made 15+ Three-Point Field Goals

By Pitt	16, vs. Notre Dame (1/29/97)
By Opponent	17, Lafayette (1/2/08)

### Made 0 Three-Point Field Goals

By Pitt	at Georgia Tech (3/5/16)
By Opponent	Louisville (2/11/15)

### Had 30+ Three-Point Field Goal Attempts

By Pitt	33, vs. Eastern Michigan (11/11/16)
By Opponent	36, Maryland (11/29/16)

### Shot Over 60 Percent From The 3-Point Line

By Pitt	.625 [10-of-16], vs. Kent State (11/28/15)
By Opponent	.632 [12-of-19], Syracuse (3/14/13)

### Shot Over 70 Percent From The 3-Point Line

By Pitt	.727 [8-of-11], vs. Connecticut (3/10/11)
By Opponent	.700 [7-of-10], Georgetown (1/20/10)

### Shot Over 80 Percent From The 3-Point Line

By Pitt	.833 [5-of-6], vs. Providence (2/11/90)
By Opponent	-

### Shot Less Than 20 Percent From 3-Point Line

By Pitt	.136 [3-of-22] vs. Duquesne (12/2/16)
By Opponent	.091 [1-of-11], Louisville (1/14/16)

### Made 30-39 Free Throws

By Pitt	35, vs. Eastern Michigan (11/11/16)
By Opponent	33, Wichita State (3/21/13)

### Made 40+ Free Throws

By Pitt	42, vs. Oklahoma (1/15/89)
By Opponent	42, St. John's (3/9/95)

### Made 5 Or Fewer Free Throws

By Pitt	5, at North Carolina (2/14/16)
By Opponent	5, Yale (11/22/16)

### Had 40-49 Free Throw Attempts

By Pitt	45, vs. Eastern Michigan (11/11/16)
By Opponent	41, Wichita State (3/21/13)

### Had 50+ Free Throw Attempts

By Pitt	50, vs. Seton Hall (2/8/97)
By Opponent	-

### Shot Over 90 Percent From The Foul Line

By Pitt	1.000 [10-of-10], at Miami (2/9/16)
By Opponent	.938 [15-of-16], Duke (2/28/16)

### Shot 100 Percent From The Foul Line

By Pitt	10-of-10, at Miami (2/9/16)
By Opponent	12-of-12, Oklahoma State (3/22/09)

### Had 50-59 Rebounds

By Pitt	50, vs. Gardner-Webb (11/14/16)
By Opponent	51, Rutgers (1/11/12)

### Had 60+ Rebounds

By Pitt	60, vs. VMI (12/6/11)
By Opponent	74, West Virginia (2/12/64)

### Five Players Fouled Out

By Pitt	vs. Villanova (2/7/86)
By Opponent	Seton Hall (2/9/85)

### Had 20-29 Assists

By Pitt	20, vs. Buffalo (12/7/16)
By Opponent	24, Wake Forest (2/16/16)

### Had 30+ Assists

By Pitt	30, vs. Virginia Tech (1/31/16)
By Opponent	31, UCLA (2/2/91)

### Had 10+ Blocked Shots

By Pitt	11, vs. Saint Joseph's College (11/17/15)
By Opponent	10, San Diego State (11/25/14)

### Had 15+ Steals

By Pitt	16, vs. Duquesne (12/3/08)
By Opponent	16, Boston College (3/10/01)

### Had 20+ Turnovers

By Pitt	20, vs. Syracuse (2/2/13)
By Opponent	20, Virginia Tech (1/31/16)

### Had 30+ Turnovers

By Pitt	30, at Navy (11/26/99)
By Opponent	31, Carnegie Mellon (12/16/96)

### Committed 10 Or Fewer Turnovers

By Pitt	10, vs. Buffalo (12/7/16)
By Opponent	8, Buffalo (12/7/16)



# The Last Time It Happened ...

## ► INDIVIDUAL

### 30-39 Points by a Player

By Pitt 30, Michael Young vs. Marquette (11/18/16)  
By Opp. 31, Anthony Barber, NC State (1/19/16)

### 40+ Points by a Player

By Pitt 40, Jason Maile vs. Villanova (2/12/97)  
By Opp. 41, T.J. Warren, NC State (3/3/14)

### Two Players Scored 20 or More Points

By Pitt Michael Young (25) and Jamel Artis (22)  
vs. Maryland (11/29/16)  
By Opp. Laquincy Rideau (23) and David Efanayi (20)  
Gardner-Webb (11/14/16)

### Three Players Scored 20-29 Points

By Pitt Chris Taft (24), Chevon Troutman (23)  
and Carl Krauser (22) at Providence (3/2/04)  
By Opp. Billy Owens (23), Derrick Coleman (21) and  
Stephen Thompson (20), Syracuse (1/23/90)

### 10+ Field Goals Made by a Player

By Pitt 11, Michael Young vs. Marquette (11/18/16)  
By Opp. 11, Nick Perkins, Buffalo (2/7/16)

### 15+ Field Goals Made by a Player

By Pitt 16, Isaac Hawkins at Syracuse (2/26/98)  
By Opp. 16, T.J. Warren, NC State (3/3/14)

### 20-29 Field Goal Attempts by a Player

By Pitt 20, Michael Young vs. Marquette (11/18/16)  
By Opp. 22, Ray Lee, Eastern Michigan (11/11/16)

### Player Shot 1.000 With 5+ Field Goal Attempts

By Pitt 6-of-6, Michael Young vs. Manhattan (12/17/14)  
By Opp. 7-of-7, Malik Beasley, Florida State (1/23/16)

### Player Shot .800 With 10+ Field Goal Attempts

By Pitt 8-of-10 [.800], Jamel Artis vs. Kent State (11/28/15)  
By Opp. 13-fo-14 [.933] Stephen Thompson, Syracuse (2/4/89)

### Player Shot .900 With 10+ Field Goal Attempts

By Pitt 9-of-10 [.900], Talib Zanna at Clemson (1/21/14)  
By Opp. 13-fo-14 [.933] Stephen Thompson, Syracuse (2/4/89)

### 5+ 3pt Field Goals Made by a Player

By Pitt 5, Chris Jones vs. Wake Forest (2/16/16)  
By Opp. 5, Adam Smith, Georgia Tech (3/5/16)

### 10+ 3pt Field Goal Attempts by a Player

By Pitt 12, Jamel Artis vs. Eastern Michigan (11/11/16)  
By Opp. 10, Cornelius Hudson, Wake Forest (2/16/16)

### Player Shot .800 With 5+ 3pt Field Goal Attempts

By Pitt .800 [4-of-5], Cameron Johnson vs. Yale (11/22/16)  
By Opp. 1.000 [5-of-5], Seth Allen, Virginia Tech (1/31/16)

### 10+ Free Throws Made by a Player

By Pitt 10, Michael Young vs. SMU (11/17/16)  
By Opp. 11, Laquincy Rideau, Gardner-Webb (11/14/16)

### 15+ Free Throws Made by a Player

By Pitt 15, Chevon Troutman at Syracuse (2/14/05)  
By Opp. 16, Michael Sweetney, Georgetown (1/19/02)

### 10+ Free Throws Attempted by a Player

By Pitt 10, Michael Young vs. Maryland (11/29/16)  
By Opp. 13, Laquincy Rideau, Gardner-Webb (11/14/16)

### 15+ Free Throws Attempted by a Player

By Pitt 15, Michael Young vs. Eastern Michigan (11/11/16)  
By Opp. 20, Ovie Soko, Duquesne (11/30/13)

### Player Shot 1.000 With 10+ Free Throw Attempts

By Pitt 12-of-12, Tray Woodall vs. Villanova (2/5/12)  
By Opp. 14-of-14, Anthony Barber, NC State (1/19/16)

### 10+ Rebounds by a Player

By Pitt 10, Sheldon Jeter vs. Duquesne (12/2/16)  
By Opp. 13, DeJuan Marrero, Morehead State (11/25/16)

### 15+ Rebounds by a Player

By Pitt 17, Michael Young vs. St. Bonaventure (12/13/14)  
By Opp. 17, Charles Mitchell, Georgia Tech (1/6/16)

### 20+ Rebounds by a Player

By Pitt 21, Derek Randall vs. Chaminade (11/24/14)  
By Opp. 21, Mike Davis, Maryland (2/15/77)

### Two Players with 10 or More Rebounds

By Pitt Michael Young (13) and Jamel Artis (11)  
at Syracuse (2/20/16)  
By Opp. Nick Jacobs (12) and Charles Mitchell (11)  
Georgia Tech (3/5/16)

### 5+ Offensive Rebounds by a Player

By Pitt 5, Sheldon Jeter vs. Gardner-Webb (11/14/16)  
By Opp. 6, DeJuan Marrero, Morehead State (11/25/16)

### 10+ Defensive Rebounds by a Player

By Pitt 10, James Robinson vs. Wisconsin (3/18/16)  
By Opp. 11, Miye Oni, Yale (11/22/16)

### 10+ Assists by a Player

By Pitt 11, James Robinson vs. Virginia Tech (1/31/16)  
By Opp. 10, Shane McLaughlin, Bryant (2/2/15)

### 5+ Blocked Shots by a Player

By Pitt 5, Steven Adams vs. South Florida (2/27/13)  
By Opp. 5, Brice Johnson, North Carolina (3/10/16)

### 5+ Steals by a Player

By Pitt 5, Lamar Patterson vs. Duquesne (11/30/14)  
By Opp. 5, Bryant Crawford, Wake Forest (2/16/16)

### Double-Double by a Player\*

By Pitt 24/10, Michael Young vs. Yale (11/22/16)  
By Opp. 18/13, DeJuan Marrero, Morehead State (11/25/16)

### 20 - 20 Games (Points - Rebounds)

By Pitt 20/20, DeJuan Blair at Connecticut (2/16/09)  
By Opp. 42/20, Bruce King, Iowa (12/30/76)

### Triple-Double by a Player^

By Pitt 23/12/11, Ricardo Greer vs. Villanova (3/4/98)  
By Opp. 14/10/11, Mike Griffin, Syracuse (2/27/01)

\*Double-doubles are points and rebounds unless otherwise indicated

^Triple-doubles are points, rebounds, and assists

# Pitt Miscellaneous Statistics

## Games as Leading Scorer

Michael Young	8
Cameron Johnson	2
Jamel Artis	1

## Games as Leading Rebounder

Michael Young	6
Sheldon Jeter	4
Ryan Luther	1

## Games Leading in Assists

Jamel Artis	4
Chris Jones	3
Michael Young	2
Cameron Johnson	2

## Double-Figure Scoring Games

Michael Young	9
Jamel Artis	8
Cameron Johnson	6
Chris Jones	4
Sheldon Jeter	3
Ryan Luther	1
Jonathan Milligan	1

## 20+ Point Games

Michael Young	6
Jamel Artis	5

## 30+ Point Games

Michael Young	1
---------------	---

## 10+ Rebound Games

Michael Young	2
Sheldon Jeter	2

## Double-Doubles

Michael Young	2
Sheldon Jeter	1

## Dunks

Opponent	12
Pitt	11
Michael Young	4
Ryan Luther	3
Sheldon Jeter	2
Chris Jones	1
Cameron Johnson	1

## Technical Fouls

Opponent	2
Pitt	1
Jamel Artis	1

## Charges Drawn

Opponent	5
Pitt	7
Ryan Luther	2
Cameron Johnson	2
Sheldon Jeter	1
Chris Jones	1
Jonathan Milligan	1

## Three-Point Plays

Opponent	11
Pitt	15

Michael Young	6
Jamel Artis	2
Ryan Luther	2
Cameron Johnson	2
Chris Jones	2
Damon Wilson	1

## Jump Balls Controlled

Opponent	5
Pitt	6
Sheldon Jeter	6

## Pitt's First Substitution

Ryan Luther	7
Justice Kithcart	3
Michael Young	1

## Largest Halftime Lead

21 [45-24], vs. Maryland (11/29/16)
-------------------------------------

## Largest Halftime Deficit

11 [44-33] vs. Marquette (11/18/16)
-------------------------------------

## Largest Halftime Deficit Overcome to Win

11 [44-33] vs. Marquette (11/18/16)
-------------------------------------

## Largest Halftime Overcome to Win

15 [48-33; 18:50; 2nd half] vs. Marquette (11/18/16)
--

## Largest Pitt Lead

28 [89-61], vs. Gardner-Webb (11/14/16)
---

## Largest Pitt Deficit

15 [48-33] vs. Marquette (11/18/16)
-------------------------------------

## Largest Pitt Win

19 [99-80], vs. Gardner-Webb (11/14/16)
---

## Largest Pitt Defeat

9, vs. SMU (11/17/16)
9, vs. Duquesne (12/2/16)

## Most Consecutive Points Scored

15 vs. SMU (11/17/16)
15 vs. Buffalo (12/7/16)

## Most Consecutive Points Allowed

16, vs. SMU (11/17/16)
------------------------

## Longest Winning Streak

4, Nov. 18 - Nov. 29
----------------------

## Longest Losing Streak

1, Nov. 17
1, Dec. 2

## Largest Home Crowd

7,025, vs. Morehead State (11/25/16)
--------------------------------------

## Largest Road Crowd

17,144, at Maryland (11/29/16)
--------------------------------

## Largest Neutral Crowd

10,997, vs. Duquesne at PPG Paints Arena (12/2/16)
--

## ► PITT'S 2016-17 RECORD WHEN ...

Plays at home	5-0
Plays on the road	1-0
Plays at neutral site	1-2
Record vs. the ACC (regular season)	-
Record against non-conference	7-2
Wins the game before	4-2
Loses the game before	2-0
Leads at half	6-2
Trails at half	1-0
Tied at half	-
Plays an overtime game	1-0
Shoots 50% or better	2-0
Shoots less than 50%	5-2
Opp. shoots 50% or less	7-2
Shoots better than opp.	6-0
Shoots worse than opp.	1-2
Has more FTs made than opp.	7-2
Has equal FTs made	-
Has less FTs made than opp.	-
Outrebounds opp.	6-1
Is outrebounded	1-1
Has equal rebounds	-
Has more TOs than opp.	4-2
Has equal or less TOs than opp.	3-0
Scores more/equal bench pts.	2-1
Scores less bench pts.	5-1
Plays a ranked opp. (AP)	-
Makes 5+ 3-Pt. shots	6-1
No Pitt player fouls out	6-0
1+ Pitt player fouls out	1-2
Has 20+ assists	1-0
Wears white uniforms	6-1
Wears gold uniforms	-
Wears blue uniforms	1-1
Wears black uniforms	-
Plays in tournaments	3-1
Plays on television	2-1
Plays in November	6-1
Plays in December	1-1
Plays in January	-
Plays in February	-
Plays in March	-
Plays during the day	-
Plays at night	7-2
Plays on Sunday	-
Plays on Monday	1-0
Plays on Tuesday	2-0
Plays on Wednesday	1-0
Plays on Thursday	0-1
Plays on Friday	3-1
Plays on Saturday	-
Margin is 5 pts. or less	4-0
Margin is 10 pts. or less	4-2
Margin is between 11-20	3-0
Margin is more than 20	-
Has a 20-pt. scorer	5-1
Has a 30-pt. scorer	1-0
Scores 59 points or less	0-1
Scores 60+ points	7-1
Scores 70+ points	7-0
Scores 80+ points	3-0
Scores 90+ points	2-0
Scores 100+ points	-

## ► BY STARTING LINEUP

J. Artis, C. Jones, C. Johnson, S. Jeter, M. Young	6-1
J. Artis, C. Jones, C. Johnson, S. Jeter, R. Luther	1-0
D. Wilson, C. Jones, C. Johnson, S. Jeter, M. Young	0-1

# Pitt Basketball in the Polls

The Pitt basketball program has held a prominent spot in the national basketball scene for the past 15 seasons. The final national rankings are just one area to measure the Panthers success in that span. Pitt has finished in the Associated Press top 25 in eight of the past seasons, including three times concluded the year ranked in the top 10 in the nation.

- Pitt has been ranked in the top 25 of the AP Poll at some point in 14 of the past 15 seasons.
- Pitt concluded the 2008-09 and 2010-11 season ranked No. 4 in the AP Poll.
- Pitt claimed its first No. 1 ranking in the AP Poll during the 2008-09 season.
- The Panthers have been ranked in the AP top 25 a total of 260 weeks.
- Pitt has been ranked in the top 10 of the AP Poll 117 times.
- The Panthers spent entire 2008-09 season ranked in the top 10 of the AP Poll including 17 weeks in the top 5 and three weeks ranked No. 1 overall.

## AP POLL RECORDS

### ► ALL-TIME RECORD - RANKED

Rk	W-L	Pct.
1	3-2	.600
2	11-6	.647
3	24-4	.857
4	36-7	.837
5	25-2	.926
6	17-4	.810
7	17-6	.739
8	8-5	.615
9	13-9	.591
10	15-3	.833
11	14-5	.737
12	11-4	.733
13	18-6	.750
14	11-2	.846
15	14-4	.778
16	11-7	.611
17	26-8	.765
18	12-9	.571
19	4-2	.667
20	14-6	.700
21	3-2	.600
22	17-11	.607
23	6-1	.857
24	8-3	.727
25	4-3	.571
<b>Total</b>	<b>342-121</b>	<b>.739</b>

### ► ALL-TIME RECORD - VS. RANKED

Rk	W-L	Pct.
1	2-16	.111
2	3-9	.250
3	5-15	.250
4	5-9	.357
5	8-8	.500
6	3-11	.214
7	2-4	.333
8	4-9	.308
9	8-10	.444
10	3-12	.200
11	4-18	.182
12	8-12	.450
13	7-6	.538
14	2-14	.143
15	8-9	.471
16	2-8	.200
17	4-10	.286
18	2-14	.143
19	6-10	.375
20	9-7	.563
21	0-8	.000
22	1-2	.333
23	4-3	.571
24	2-5	.286
25	6-5	.545
<b>Total</b>	<b>108-236</b>	<b>.314</b>

## ► PITT IN THE AP POLL

Total Polls Ranked	260
Top 10 Rankings	117
Longest Consecutive Polls Ranked	60
Current Streak	0

### Years Ranked

Total Years	23
Consecutive Years	13
Current Streak	1

### Final Poll

Total Polls	12
Top 10	5
High Rank	4

### No. 1 Ranking

Total Rankings	3
Most No. 1 Weeks in Succession	2

### Weeks Ranked By Ranking

First Ranked: Dec. 16, 1958 (No. 18)  
Last Ranked: Jan. 11, 2016 (No. 20)

Rank	Weeks
No. 1	3
No. 2	11
No. 3	16
No. 4	21
No. 5	15
No. 6	12
No. 7	12
No. 8	7
No. 9	13
No. 10	10
No. 11	10
No. 12	9
No. 13	10
No. 14	8
No. 15	10
No. 16	13
No. 17	18
No. 18	11
No. 19	3
No. 20	12
No. 21	3
No. 22	14
No. 23	6
No. 24	8
No. 25	4

## ► PITT IN THE 2016-17 RANKINGS

Date	AP	Coaches
Preseason	nr	nr
Nov. 14	nr	rv
Nov. 21	nr	nr
Nov. 28	nr	nr
Dec. 5	nr	nr

# 2016-17 Box Scores

**Official Basketball Box Score -- Game Totals -- Final Statistics**  
**Eastern Michigan vs Pitt**  
 11/11/16 7:00 PM at Petersen Events Center (Pittsburgh, Pa.)

## Eastern Michigan 90 • (0-1)

#	Player	Total			3-Ptr			Rebounds			PF	TP	A	TO	Blk	Stl	Min
		FG	FGA	FT	FTA	Off	Def	Total	Off	Def							
01	Tim Bond	f	7-9	1-1	6-8	0	2	2	5	21	1	3	2	2	26		
35	Nick Madray	f	0-2	0-2	2-2	0	2	2	3	2	0	0	0	0	23		
02	James Thompson	c	4-9	0-0	0-0	7	6	13	5	8	1	3	1	0	33		
00	Ray Lee	g	9-22	2-9	7-7	1	1	2	1	27	3	3	0	2	42		
32	Ty Toney	g	4-14	0-4	4-5	0	3	3	4	12	6	1	0	1	37		
10	Willie Mangum	g	4-12	1-4	0-0	1	3	4	3	9	1	1	0	1	20		
15	Jordan Nobles	g	1-2	1-1	0-0	1	2	3	2	3	0	0	0	0	25		
23	L Wofford-Humphrey	g	1-2	0-0	0-0	1	2	3	2	2	0	0	0	0	17		
40	Baylee Steele	g	3-5	0-0	0-1	1	4	5	5	6	0	0	2	2	27		
	<b>Team</b>					3	5	8									
	<b>Totals</b>		33-77	5-21	19-23	15	30	45	30	90	12	11	5	8	250		

FG % 1st Half: 14-35 40.0% 2nd half: 13-25 52.0% OT: 6-17 35.3% Game: 33-77 42.9% Deadball Rebounds 3  
 3FG % 1st Half: 3-10 30.0% 2nd half: 1-4 25.0% OT: 1-7 14.3% Game: 5-21 23.8%  
 FT % 1st Half: 0-0 0.0% 2nd half: 14-18 77.8% OT: 5-5 100.0% Game: 19-23 82.6%

## Pitt 93 • (1-0)

#	Player	Total			3-Ptr			Rebounds			PF	TP	A	TO	Blk	Stl	Min
		FG	FGA	FT	FTA	Off	Def	Total	Off	Def							
02	Michael Young	f	7-10	1-2	11-15	3	7	10	0	26	5	7	1	0	43		
21	Sheldon Jeter	f	2-8	1-4	7-7	2	7	9	3	12	0	2	0	0	39		
23	Cameron Johnson	f	4-9	1-6	0-0	1	1	2	5	9	0	1	0	0	23		
01	Jamel Artis	g	6-16	4-12	11-12	2	7	9	4	27	3	1	0	0	45		
12	Chris Jones	g	3-9	0-3	4-7	1	2	3	2	10	6	0	0	0	45		
03	Damon Wilson	g	0-0	0-0	0-0	0	2	2	0	0	0	0	0	0	2		
04	Ryan Luther	g	1-5	0-1	2-2	1	0	1	1	4	0	0	0	0	18		
05	Justice Kithcart	g	1-3	1-3	0-2	0	2	2	4	3	2	0	1	0	27		
55	Jonathan Milligan	g	1-3	0-2	0-0	0	0	0	3	2	1	1	0	0	8		
	<b>Team</b>					1	2	3									
	<b>Totals</b>		25-63	8-33	35-45	11	30	41	22	93	17	12	3	3	250		

FG % 1st Half: 13-32 40.6% 2nd half: 9-20 45.0% OT: 3-11 27.3% Game: 25-63 39.7% Deadball Rebounds 7  
 3FG % 1st Half: 4-17 23.5% 2nd half: 4-8 50.0% OT: 0-8 0.0% Game: 8-33 24.2%  
 FT % 1st Half: 10-11 90.9% 2nd half: 10-17 58.8% OT: 15-17 88.2% Game: 35-45 77.8%

Officials: Tim Kelly (R), A.J. Desai, Jeff Pon  
 Technical fouls: Eastern Michigan-None. Pitt-None.  
 Attendance: 6411  
 2K Classic benefiting WOUNDED WARRIOR PROJECT - PITTSBURGH REGIONAL - GAME 1

Score by periods	1st	2nd	OT	OT2	Total
Eastern Michigan	31	41	11	7	90
Pitt	40	32	11	10	93

	In	Off	2nd	Fast	Bench
	Paint	T/O	Chance	Break	
Eastern Michigan	48	20	8	18	20
Pitt	20	14	9	8	9

**Official Basketball Box Score -- Game Totals -- Final Statistics**  
**Gardner-Webb vs Pitt**  
 11/14/16 7:00 PM at Petersen Events Center (Pittsburgh, Pa.)

## Gardner-Webb 80 • (0-2)

#	Player	Total			3-Ptr			Rebounds			PF	TP	A	TO	Blk	Stl	Min
		FG	FGA	FT	FTA	Off	Def	Total	Off	Def							
20	Tyrell Nelson	f	4-8	0-0	2-2	2	0	2	4	10	1	1	1	0	29		
31	L'Hassane Niangane	f	0-2	0-0	0-0	1	1	2	1	0	0	0	0	0	11		
00	Jamaal Robateau	g	1-4	1-2	0-0	0	5	5	2	3	3	1	0	2	19		
03	Laquincy Rideau	g	6-18	0-2	11-13	2	6	8	2	23	6	4	0	4	34		
05	Liam O'Reilly	g	6-11	1-4	1-1	1	4	5	2	14	0	2	0	2	32		
01	Justin Jenkins	g	0-1	0-1	0-0	0	0	0	0	0	0	0	0	0	2		
02	Eric Jamison	g	0-1	0-1	0-1	0	0	0	3	0	1	0	0	11			
04	Christian Turner	g	0-3	0-1	0-0	0	0	0	3	0	1	1	0	6			
11	David Efanayi	g	9-16	2-3	0-1	1	1	2	1	20	0	0	0	0	23		
24	Patrick Zeck	g	1-1	0-0	0-0	1	2	3	4	2	0	0	0	0	15		
25	Dj Laster	g	4-8	0-1	0-0	1	0	1	0	8	1	0	0	0	18		
	<b>Team</b>					0	2	2									
	<b>Totals</b>		31-73	4-15	14-18	9	21	30	22	80	13	9	1	8	200		

FG % 1st Half: 12-32 37.5% 2nd half: 19-41 46.3% Game: 31-73 42.5% Deadball Rebounds 1  
 3FG % 1st Half: 1-4 25.0% 2nd half: 3-11 27.3% Game: 4-15 26.7%  
 FT % 1st Half: 7-10 70.0% 2nd half: 7-8 87.5% Game: 14-18 77.8%

## Pitt 99 • (2-0)

#	Player	Total			3-Ptr			Rebounds			PF	TP	A	TO	Blk	Stl	Min
		FG	FGA	FT	FTA	Off	Def	Total	Off	Def							
04	Ryan Luther	f	3-5	0-1	2-3	1	5	6	0	8	3	3	0	1	20		
21	Sheldon Jeter	f	4-9	2-3	4-6	5	8	13	2	14	4	1	1	3	27		
23	Cameron Johnson	f	7-8	4-4	0-0	1	3	4	1	18	4	1	1	1	25		
01	Jamel Artis	g	5-8	1-3	0-0	1	2	3	2	11	6	4	0	1	21		
12	Chris Jones	g	3-6	2-3	0-2	2	2	4	2	8	5	2	1	0	23		
02	Michael Young	g	6-10	2-3	4-4	3	4	7	3	18	1	0	0	0	15		
03	Damon Wilson	g	2-3	0-1	1-1	0	4	4	2	5	1	2	0	0	16		
05	Justice Kithcart	g	1-6	0-2	1-5	0	1	1	2	3	3	2	0	0	17		
11	Corey Manigault	g	1-2	0-0	0-0	0	2	2	3	2	0	0	1	0	11		
25	Rozelle Nix	g	0-1	0-0	0-0	1	3	4	1	0	0	0	1	0	4		
35	Zach Smith	g	0-0	0-0	0-0	0	0	0	0	0	0	1	0	0	2		
50	Ryan Seelye	g	1-1	0-0	0-0	0	0	0	0	2	0	0	0	0	2		
55	Jonathan Milligan	g	2-6	2-6	4-4	0	1	1	1	10	2	2	0	0	17		
	<b>Team</b>					0	1	1									
	<b>Totals</b>		35-65	13-26	16-25	14	36	50	19	99	29	19	5	6	200		

FG % 1st Half: 20-35 57.1% 2nd half: 15-30 50.0% Game: 35-65 53.8% Deadball Rebounds 4  
 3FG % 1st Half: 9-16 56.3% 2nd half: 4-10 40.0% Game: 13-26 50.0%  
 FT % 1st Half: 3-3 100.0% 2nd half: 13-22 59.1% Game: 16-25 64.0%

Officials: Mike Eades (R), Tim Comer, Earl Walton  
 Technical fouls: Gardner-Webb-None. Pitt-None.  
 Attendance: 4614  
 2K CLASSIC benefiting WOUNDED WARRIOR PROJECT - PITTSBURGH REGIONAL - GAME 2

Score by periods	1st	2nd	Total
Gardner-Webb	32	48	80
Pitt	52	47	99

	In	Off	2nd	Fast	Bench
	Paint	T/O	Chance	Break	
Gardner-Webb	52	17	10	21	30
Pitt	32	12	14	10	40

**Official Basketball Box Score -- Game Totals -- Final Statistics**  
**Pitt vs SMU**  
 11/17/16 7pm at Madison Square Garden, New York, NY

## Pitt 67 • 2-1

#	Player	Total			3-Ptr			Rebounds			PF	TP	A	TO	Blk	Stl	Min
		FG	FGA	FT	FTA	Off	Def	Total	Off	Def							
02	Michael Young	f	6-12	0-2	10-12	0	6	8	2	22	3	4	0	0	37		
21	Sheldon Jeter	f	2-8	0-1	1-2	2	6	8	4	5	1	0	0	0	29		
01	Jamel Artis	g	7-13	2-5	4-7	2	2	4	2	20	2	4	0	0	39		
12	Chris Jones	g	0-5	0-3	0-0	0	0	0	1	0	2	0	0	0	25		
23	Cameron Johnson	g	3-7	3-5	0-0	0	1	1	2	9	1	2	0	0	38		
03	Damon Wilson	g	0-0	0-0	0-0	0	0	0	0	0	0	0	0	0	4		
04	Ryan Luther	g	3-3	1-1	0-0	1	1	2	5	7	0	1	1	0	13		
05	Justice Kithcart	g	2-3	0-1	0-1	0	0	0	3	4	1	2	0	1	12		
55	Jonathan Milligan	g	0-1	0-1	0-0	1	0	1	1	0	0	0	0	0	7		
	<b>Team</b>					3	3	6									
	<b>Totals</b>		23-52	6-19	15-22	9	21	30	20	67	10	13	3	1	200		

FG % 1st Half: 11-26 42.3% 2nd half: 12-26 46.2% Game: 23-52 44.2% Deadball Rebounds 3  
 3FG % 1st Half: 5-12 41.7% 2nd half: 1-7 14.3% Game: 6-19 31.6%  
 FT % 1st Half: 6-7 85.7% 2nd half: 9-15 60.0% Game: 15-22 68.2%

## SMU 76 • 3-0

#	Player	Total			3-Ptr			Rebounds			PF	TP	A	TO	Blk	Stl	Min
		FG	FGA	FT	FTA	Off	Def	Total	Off	Def							
00	Ben Moore	g	4-7	0-0	4-4	1	2	3	4	12	2	1	1	0	29		
01	Shake Milton	g	5-10	2-5	2-2	0	2	2	2	14	5	0	0	2	28		
03	Sterling Brown	g	4-9	1-4	0-0	2	4	6									

# 2016-17 Box Scores

## Official Basketball Box Score -- Game Totals -- Final Statistics

### Yale vs Pitt

11/22/16 7:00 PM at Petersen Events Center (Pittsburgh, Pa.)

#### Yale 70 • (2-2)

#	Player	Total			3-Ptr			Rebounds			PF	TP	A	TO	Blk	Stl	Min
		FG-FGA	FG-FGA	FT-FTA	FG-FGA	FG-FGA	FT-FTA	Off	Def	Tot							
32	Blake Reynolds	f	5-10	4-6	0-0	4	2	6	2	14	2	0	0	0	0	31	
44	Sam Downey	f	8-15	0-0	1-2	2	2	4	3	17	0	1	0	1	37		
01	Anthony Dallier	g	2-6	2-4	0-0	1	2	3	5	6	5	1	2	0	31		
13	Trey Phills	g	1-6	0-2	0-0	0	5	5	3	2	2	1	0	0	20		
24	Miye Oni	g	4-12	3-9	2-2	0	11	11	2	13	1	3	2	0	27		
03	Alex Copeland	g	6-13	2-5	2-2	0	2	2	1	16	3	1	0	1	27		
10	Eric Anderson	g	1-3	0-0	0-0	0	2	2	0	2	0	0	0	0	16		
22	Austin Williams	g	0-2	0-1	0-0	0	0	0	3	0	3	0	0	0	11		
Team						3	0	3									
Totals			27-67	11-27	5-6	10	26	36	19	70	16	8	4	2	200		

FG % 1st Half: 12-30 40.0% 2nd half: 15-37 40.5% Game: 27-67 40.3%  
 3FG % 1st Half: 5-12 41.7% 2nd half: 6-15 40.0% Game: 11-27 40.7%  
 FT % 1st Half: 1-1 100.0% 2nd half: 4-5 80.0% Game: 5-6 83.3%

Deadball  
Rebounds  
1

#### Pitt 75 • (4-1)

#	Player	Total			3-Ptr			Rebounds			PF	TP	A	TO	Blk	Stl	Min
		FG-FGA	FG-FGA	FT-FTA	FG-FGA	FG-FGA	FT-FTA	Off	Def	Tot							
02	Michael Young	f	9-15	0-1	6-6	4	6	10	1	24	3	1	4	0	35		
21	Sheldon Jeter	f	2-5	0-2	0-2	1	6	7	1	4	0	1	0	1	27		
01	Jamel Artis	g	7-15	0-3	6-7	1	5	6	3	20	4	0	0	2	30		
12	Chris Jones	g	2-8	0-1	1-2	0	4	4	1	5	2	0	2	0	37		
23	Cameron Johnson	g	4-7	4-5	3-4	0	4	4	3	15	1	1	0	0	27		
03	Damon Wilson	g	0-0	0-0	0-0	0	0	0	0	0	0	0	0	0	3		
04	Ryan Luther	g	1-4	0-1	2-2	0	2	2	0	4	1	1	2	0	17		
05	Justice Kithcart	g	0-2	0-1	0-0	0	0	0	0	2	0	0	0	0	15		
55	Jonathan Milligan	g	1-2	1-1	0-0	0	1	1	0	3	0	0	0	0	9		
Team						1	2	3									
Totals			26-58	5-15	18-23	7	30	37	9	75	13	5	8	3	200		

FG % 1st Half: 15-34 44.1% 2nd half: 11-24 45.8% Game: 26-58 44.8%  
 3FG % 1st Half: 1-6 16.7% 2nd half: 4-9 44.4% Game: 5-15 33.3%  
 FT % 1st Half: 1-1 100.0% 2nd half: 17-22 77.3% Game: 18-23 78.3%

Deadball  
Rebounds  
4

Officials: Ron Groover (R), Jeff Pon, Ron Tyburski

Technical fouls: Yale-None. Pitt-None.

Attendance: 6719

Score by periods	1st	2nd	Total
Yale	30	40	70
Pitt	32	43	75

	In	Off	2nd	Fast	Bench
Points	Paint	T/O	Chance	Break	
YALE	28	5	10	7	18
UP	34	8	9	14	7

Last FG - YALE 2nd-00:23, UP 2nd-04:16.  
 Largest lead - YALE by 7 1st-09:50, UP by 11 2nd-13:21.  
 YALE led for 09:00. UP led for 29:54. Game was tied for 01:05.

Score tied - 2 times.  
 Lead changed - 10 times.

## Official Basketball Box Score -- Game Totals -- Final Statistics

### Pitt vs Maryland

01/29/16 7 p.m. at XFINITY Center - College Park, Md.

#### Pitt 73 • 6-1

#	Player	Total			3-Ptr			Rebounds			PF	TP	A	TO	Blk	Stl	Min
		FG-FGA	FG-FGA	FT-FTA	FG-FGA	FG-FGA	FT-FTA	Off	Def	Tot							
02	Michael Young	f	7-17	2-4	9-10	1	8	9	2	25	1	2	1	0	33		
12	Chris Jones	f	3-4	0-0	0-1	4	2	6	3	6	2	1	0	1	30		
21	Sheldon Jeter	f	1-3	0-1	0-2	0	6	6	4	2	0	2	0	1	23		
01	Jamel Artis	g	8-15	2-5	4-5	1	5	6	2	22	3	2	0	2	37		
23	Cameron Johnson	g	3-7	1-4	4-4	0	3	3	1	11	1	0	1	0	35		
03	Damon Wilson	g	0-0	0-0	0-0	0	0	0	0	0	0	0	0	0	2		
04	Ryan Luther	g	2-5	0-2	1-1	0	7	7	0	5	0	1	0	1	26		
05	Justice Kithcart	g	1-2	0-1	0-0	0	0	0	1	2	0	0	0	0	7		
55	Jonathan Milligan	g	0-1	0-1	0-0	0	0	0	2	0	0	0	0	0	7		
Team						0	1	1									
Totals			25-54	5-18	18-23	6	32	38	15	73	7	9	2	5	200		

FG % 1st Half: 18-27 66.7% 2nd half: 7-27 25.9% Game: 25-54 46.3%  
 3FG % 1st Half: 5-10 50.0% 2nd half: 0-8 0.0% Game: 5-18 27.8%  
 FT % 1st Half: 4-4 100.0% 2nd half: 14-19 73.7% Game: 18-23 78.3%

Deadball  
Rebounds  
3,1

#### Maryland 59 • 7-1

#	Player	Total			3-Ptr			Rebounds			PF	TP	A	TO	Blk	Stl	Min
		FG-FGA	FG-FGA	FT-FTA	FG-FGA	FG-FGA	FT-FTA	Off	Def	Tot							
21	Justin Jackson	f	3-8	2-4	0-0	0	3	3	2	8	0	1	0	0	27		
35	Damonte Dodd	f	1-3	0-0	0-0	3	4	7	5	2	1	3	3	0	13		
00	Anthony Cowan	g	4-11	1-4	2-4	1	0	1	3	11	3	3	0	0	29		
02	Melo Trimble	g	4-13	2-8	3-4	2	4	6	4	13	5	3	0	2	35		
04	Kevin Huerter	g	2-9	2-9	0-0	0	9	9	1	6	1	3	1	0	30		
01	Jaylen Brantley	g	0-3	0-2	0-0	1	0	1	2	0	2	0	0	0	14		
05	Dion Wiley	g	2-4	2-4	0-0	0	1	1	0	6	0	1	0	0	11		
10	L.G. Gill	g	0-0	0-0	0-0	0	0	0	0	0	0	0	0	0	3		
11	Jared Nickens	g	1-6	1-5	0-0	0	0	0	0	3	0	0	0	0	8		
13	Ivan Bender	g	0-0	0-0	0-0	0	3	3	1	0	0	0	0	0	10		
15	Michal Cekovsky	g	4-4	0-0	2-4	2	1	3	1	10	0	0	2	0	20		
Team						2	0	2									
Totals			21-61	10-36	7-12	11	25	36	19	59	12	14	6	2	200		

FG % 1st Half: 9-26 34.6% 2nd half: 12-35 34.3% Game: 21-61 34.4%  
 3FG % 1st Half: 4-16 25.0% 2nd half: 6-20 30.0% Game: 10-36 27.8%  
 FT % 1st Half: 2-3 66.7% 2nd half: 5-9 55.6% Game: 7-12 58.3%

Deadball  
Rebounds  
1

Officials: Gene Steratore, Larry Scirotno, Rob Riley

Technical fouls: Pitt-None. Maryland-None.

Attendance: 17144

Score by periods	1st	2nd	Total
Pitt	45	28	73
Maryland	24	35	59

	In	Off	2nd	Fast	Bench
Points	Paint	T/O	Chance	Break	
UP	32	18	6	12	7
UMD	22	5	14	3	19

Last FG - UP 2nd-00:13, UMD 2nd-00:19.  
 Largest lead - UP by 25 2nd-15:45, UMD by 6 1st-18:56.  
 UP led for 32:43. UMD led for 06:29. Game was tied for 00:48.

Score tied - 1 time.  
 Lead changed - 5 times.

## Official Basketball Box Score -- Game Totals -- Final Statistics

### Morehead State vs Pitt

11/25/16 7:00 PM at Petersen Events Center (Pittsburgh, Pa.)

#### Morehead State 63 • (2-3)

#	Player	Total			3-Ptr			Rebounds			PF	TP	A	TO	Blk	Stl	Min
		FG-FGA	FG-FGA	FT-FTA	FG-FGA	FG-FGA	FT-FTA	Off	Def	Tot							
01	Treshaad Williams	f	0-1	0-0	0-0	2	1	3	2	0	0	1	0	0	10		
15	DeJuan Marrero	f	8-13	0-0	2-4	6	7	13	2	18	2	1	0	1	40		
05	Miguel Dicont	g	2-8	2-6	0-0	0	0	0	4	6	2	1	0	2	29		
11	Malik Maitland	g	5-11	4-9	2-2	2	2	4	3	16	2	3	0	1	37		
22	Xavier Moon	g	5-17	1-9	4-4	0	0	0	1	15	4	1	0	1	40-		
00	Ty'Quan Biting	g	1-2	0-0	1-2	0	1	1	3	3	0	1	0	0	11		
02	Jordan Walker	g	0-0	0-0	0-0	0	0	0	1	0	0	0	0	0	5		
13	Lamontray Harris	g	1-7	0-2	0-0	3	3	6	1	2	1	0	0	0	15		
25	Ronnye Beamon	g	0-0	0-0	1-2	1	1	2	2	1	0	0	0	0	10		
35	Soufiyane Diakite	g	1-2	0-0	0-0	0	0	0	0	2	0	0	0	0	3		
Team						1	1	2									
Totals			23-61	7-26	10-14	15	16	31	19	63	11	8	0	5	200		

FG % 1st Half: 11-30 36.7% 2nd half: 12-31 38.7% Game: 23-61 37.7%  
 3FG % 1st Half: 1-11 9.1% 2nd half: 6-15 40.0% Game: 7-26 26.9%  
 FT % 1st Half: 3-4 75.0% 2nd half: 7-10 70.0% Game: 10-14 71.4%

Deadball  
Rebounds  
3,1

#### Pitt 76 • (5-1)

#	Player	Total			3-Ptr			Rebounds			PF	TP	A	TO	Blk	Stl	Min
		FG-FGA	FG-FGA	FT-FTA	FG-FGA	FG-FGA	FT-FTA	Off	Def	Tot							
02	Michael Young	f	8-14	1-1	3-4	2	4	6	0								



# 2016-17 Box Scores

Official Basketball Box Score -- Game Totals -- Final Statistics

## Buffalo vs Pitt

12/7/16 7:00 PM at Petersen Events Center (Pittsburgh, Pa.)

### Buffalo 79 • (4-5)

#	Player	Total		3-Ptr	Rebounds			PF	TP	A	TO	Blk	Stl	Min	
		FG-FGA	FG-FGA	FT-FTA	Off	Def	Tot								
02	Willie Conner	f	2-8	1-5	1-2	0	0	0	1	6	1	1	0	0	35
33	Nick Perkins	f	11-18	0-3	1-2	3	5	8	2	23	0	2	1	0	34
34	Ikenna Smart	f	2-3	0-0	0-0	1	0	1	2	4	0	0	0	0	8
00	Blake Hamilton	g	7-15	1-5	3-3	0	4	4	4	18	3	1	0	0	29
03	Davonta Jordan	g	1-4	0-1	4-8	0	2	2	4	6	6	2	0	1	29
04	David Kadiri		0-1	0-0	0-0	0	0	0	0	0	0	0	0	0	1
05	Cj Massinburg		4-8	3-5	3-4	0	3	3	2	14	5	1	0	1	25
22	Dontay Caruthers		1-1	0-0	0-0	0	0	0	1	2	3	1	0	1	13
24	Quate Mckinzie		2-3	0-1	2-2	2	4	6	3	6	0	0	1	0	20
31	Raheem Johnson		0-0	0-0	0-0	0	3	3	3	0	0	0	1	0	6
	Team					1	2	3							
Totals			30-61	5-20	14-21	7	23	30	22	79	18	8	3	3	200

FG % 1st Half: 14-29 48.3% 2nd half: 16-32 50.0% Game: 30-61 49.2% Deadball  
 3FG % 1st Half: 2-12 16.7% 2nd half: 3-8 37.5% Game: 5-20 25.0% Rebounds  
 FT % 1st Half: 7-12 58.3% 2nd half: 7-9 77.8% Game: 14-21 66.7% 4

### Pitt 84 • (7-2)

#	Player	Total		3-Ptr	Rebounds			PF	TP	A	TO	Blk	Stl	Min	
		FG-FGA	FG-FGA	FT-FTA	Off	Def	Tot								
02	Michael Young	f	6-10	1-2	4-6	0	7	7	3	17	1	0	0	0	23
21	Sheldon Jeter	f	5-7	1-3	0-0	0	4	4	2	11	3	1	1	0	33
01	Jamel Artis	g	7-14	1-3	1-3	1	4	5	1	16	3	5	0	1	34
12	Chris Jones	g	4-7	0-2	4-6	1	0	1	4	12	4	3	0	1	32
23	Cameron Johnson	g	6-10	3-6	2-2	0	4	4	3	17	5	0	0	1	36
03	Damon Wilson		0-0	0-0	0-0	0	0	0	0	0	0	0	0	0	1
04	Ryan Luther		2-4	1-1	6-8	3	4	7	1	11	0	1	1	1	19
05	Justice Kithcart		0-1	0-1	0-0	0	1	1	2	0	2	0	0	0	12
11	Corey Manigault		0-1	0-0	0-0	0	1	1	2	0	1	0	0	0	6
55	Jonathan Milligan		0-1	0-0	0-0	0	0	0	0	0	1	0	0	0	4
	Team					0	2	2							
Totals			30-55	7-18	17-25	5	27	32	18	84	20	10	2	4	200

FG % 1st Half: 17-29 58.6% 2nd half: 13-26 50.0% Game: 30-55 54.5% Deadball  
 3FG % 1st Half: 5-11 45.5% 2nd half: 2-7 28.6% Game: 7-18 38.9% Rebounds  
 FT % 1st Half: 10-12 83.3% 2nd half: 7-13 53.8% Game: 17-25 68.0% 5

Officials: Tim Clougherty (R), Pat Driscoll, Tony Chiazza

Technical fouls: Buffalo-None. Pitt-None.

Attendance: 7007

Score by periods	1st	2nd	Total
Buffalo	37	42	79
Pitt	49	35	84

Points	In	Off	2nd	Fast	Bench
UB	48	9	10	11	22
UP	32	17	9	9	11

Last FG - UB 2nd-00:05, UP 2nd-00:25.  
 Largest lead - UB None, UP by 26 1st-05:15.  
 UB led for 00:00. UP led for 39:46. Game was tied for 00:13.

Score tied - 0 times.  
 Lead changed - 0 times.

**2016-17 Pitt Men's Basketball**  
**Pitt Combined Team Statistics (as of Dec 07, 2016)**  
**All games**

<b>RECORD:</b>	<b>OVERALL</b>	<b>HOME</b>	<b>AWAY</b>	<b>NEUTRAL</b>
ALL GAMES	7-2	5-0	1-0	1-2
CONFERENCE	0-0	0-0	0-0	0-0
NON-CONFERENCE	7-2	5-0	1-0	1-2

##	Player	gp-gs	min	avg	Total		3-Point		F-Throw		Rebounds				pf	dq	a	to	blk	stl	pts	avg
					fg-fga	fg%	3fg-fga	3fg%	ft-fta	ft%	off	def	tot	avg								
02	Michael Young	9-8	293	32.6	68-129	.527	9-21	.429	56-67	.836	15	56	71	7.9	13	0	23	21	11	2	201	22.3
01	Jamel Artis	8-8	271	33.9	52-109	.477	14-42	.333	36-48	.750	11	32	43	5.4	16	0	29	17	1	8	154	19.3
23	Cameron Johnson	9-9	278	30.9	37-75	.493	21-46	.457	14-17	.824	9	29	38	4.2	23	1	20	7	5	4	109	12.1
12	Chris Jones	9-9	289	32.1	25-55	.455	2-15	.133	17-29	.586	10	17	27	3.0	21	0	29	9	5	4	69	7.7
04	Ryan Luther	9-1	185	20.6	19-38	.500	3-11	.273	18-24	.750	9	33	42	4.7	18	2	5	12	9	3	59	6.6
21	Sheldon Jeter	9-9	241	26.8	18-53	.340	6-20	.300	15-23	.652	15	51	66	7.3	25	0	10	14	3	8	57	6.3
55	Jonathan Milligan	9-0	77	8.6	7-23	.304	6-19	.316	4-4	1.000	1	2	3	0.3	9	0	5	4	0	0	24	2.7
50	Ryan Seelye	1-0	2	2.0	1-1	1.000	0-0	.000	0-0	.000	0	0	0	0.0	0	0	0	0	0	0	2	2.0
05	Justice Kithcart	9-0	129	14.3	5-18	.278	1-10	.100	2-12	.167	0	7	7	0.8	17	0	11	6	1	3	13	1.4
03	Damon Wilson	9-1	52	5.8	3-7	.429	0-3	.000	2-3	.667	0	7	7	0.8	5	0	5	5	0	0	8	0.9
11	Corey Manigault	5-0	25	5.0	2-6	.333	0-0	.000	0-0	.000	1	5	6	1.2	5	0	2	0	1	0	4	0.8
25	Rozelle Nix	3-0	6	2.0	0-1	.000	0-0	.000	0-0	.000	1	4	5	1.7	2	0	0	1	1	0	0	0.0
35	Zach Smith	1-0	2	2.0	0-0	.000	0-0	.000	0-0	.000	0	0	0	0.0	0	0	0	1	0	0	0	0.0
Team											8	23	31				5					
Total.....		9	1850		237-515	.460	62-187	.332	164-227	.722	80	266	346	38.4	154	3	139	102	37	32	700	77.8
Opponents.....		9	1850		245-588	.417	63-214	.294	103-140	.736	96	223	319	35.4	189	8	119	84	31	44	656	72.9

<b>TEAM STATISTICS</b>	<b>UP</b>	<b>OPP</b>	<b>Date</b>	<b>Opponent</b>	<b>Score</b>	<b>Att.</b>
SCORING	700	656	11/11/16	EASTERN MICHIGAN	wo2 93-90	6411
Points per game	77.8	72.9	11/14/16	GARDNER-WEBB	w 99-80	4614
Scoring margin	+4.9	-	11/17/16	vs SMU	L 67-76	8126
FIELD GOALS-ATT	237-515	245-588	11/18/16	vs Marquette	w 78-75	8088
Field goal pct	.460	.417	11/22/16	YALE	w 75-70	6719
3 POINT FG-ATT	62-187	63-214	11/25/16	MOREHEAD STATE	w 76-63	7025
3-point FG pct	.332	.294	01/29/16	at Maryland	w 73-59	17144
3-pt FG made per game	6.9	7.0	12/2/16	vs Duquesne	L 55-64	10997
FREE THROWS-ATT	164-227	103-140	12/7/16	BUFFALO	w 84-79	7007
Free throw pct	.722	.736				
F-Throws made per game	18.2	11.4				
REBOUNDS	346	319				
Rebounds per game	38.4	35.4				
Rebounding margin	+3.0	-				
ASSISTS	139	119				
Assists per game	15.4	13.2				
TURNOVERS	102	84				
Turnovers per game	11.3	9.3				
Turnover margin	-2.0	-				
Assist/turnover ratio	1.4	1.4				
STEALS	32	44				
Steals per game	3.6	4.9				
BLOCKS	37	31				
Blocks per game	4.1	3.4				
ATTENDANCE	31776	44355				
Home games-Avg/Game	5-6355	1-17144				
Neutral site-Avg/Game	-	3-9070				

\* - Conference game

<b>Score by Periods</b>	<b>1st</b>	<b>2nd</b>	<b>OT</b>	<b>OT2</b>	<b>Totals</b>
Pitt	356	323	11	10	700
Opponents	284	354	11	7	656