



RECORDS

Coaching Records, 110
General Records, 111-113
Individual/Team Success Records/Quickest to 1,000 Points, 114
Scoring Leaders, 115-116
1,000-Point Club, 117-122
Individual Performance Records, 123
Field Goal Leaders, 124
Three-Point Field Goal Leaders, 125
Free Throw Leaders, 126
Rebound Leaders, 127
Assists Leaders, 128
Blocked Shots Leaders, 129
Steals Leaders, 130
Participation Leaders, 131
Individual Game Records/Consecutive Game Streaks, 132-134
Team Game Records/Superlative Team Records, 135-137
Opponent Game Records, 138
Freshman Season Records, 139
Freshman Game Records, 140
Year-by-Year Statistics, 141-142
Team Season Highs/Winning Streaks, 143-144
Postseason History, 145
NCAA Tournament Records, 146-148
Big East Championship History, 149-150
National Polls, 151
Attendance Records, 152
100 Point Games/Margin of Victory Records, 153
Comeback Wins/Halftime Leads/Deficits, 154
Overtime Games/Miscellaneous Records, 155
Petersen Events Center Records, 156



COACHING RECORDS

PITT'S YEAR-BY-YEAR RECORDS

Year	Overall Record	Conf. Record	Head Coach
1905-06	2-9	—	Benjamin F. Printz
1906-07	6-5	—	Benjamin F. Printz
1907-08	10-6	—	Harry Hough
1908-09		No Team	
1909-10		No Team	
1910-11	6-6	—	Wohlparth Wegner
1911-12	10-9	—	Dr. George M. Flint
1912-13	15-7	—	Dr. George M. Flint
1913-14	9-8	—	Dr. George M. Flint
1914-15	14-4	—	Dr. George M. Flint
1915-16	16-2	—	Dr. George M. Flint
1916-17	13-6	—	Dr. George M. Flint
1917-18	6-9	—	Dr. George M. Flint
1918-19	7-7	—	Dr. George M. Flint
1919-20	9-6	—	Dr. George M. Flint
1920-21	12-9	—	Dr. George M. Flint
1921-22	12-8	—	Andrew Kerr
1922-23	10-5	—	Dr. H.C. Carlson
1923-24	10-7	—	Dr. H.C. Carlson
1924-25	4-10	—	Dr. H.C. Carlson
1925-26	12-5	—	Dr. H.C. Carlson
1926-27	10-7	—	Dr. H.C. Carlson
1927-28	21-0	—	Dr. H.C. Carlson
1928-29	16-5	—	Dr. H.C. Carlson
1929-30	23-2	—	Dr. H.C. Carlson
1930-31	20-4	—	Dr. H.C. Carlson
1931-32	14-16	—	Dr. H.C. Carlson
1932-33	17-5	7-1+	Dr. H.C. Carlson
1933-34	18-4	8-0+	Dr. H.C. Carlson
1934-35	18-6	6-2+	Dr. H.C. Carlson
1935-36	18-9	7-3+	Dr. H.C. Carlson
1936-37	14-7	7-3+	Dr. H.C. Carlson
1937-38	9-12	5-5+	Dr. H.C. Carlson
1938-39	10-8	5-5+	Dr. H.C. Carlson
1939-40	8-9	—	Dr. H.C. Carlson
1940-41	13-6	—	Dr. H.C. Carlson
1941-42	5-10	—	Dr. H.C. Carlson
1942-43	10-5	—	Dr. H.C. Carlson

Year	Overall Record	Conf. Record	Head Coach
1943-44	7-7	—	Dr. H.C. Carlson
1944-45	8-4	—	Dr. H.C. Carlson
1945-46	7-7	—	Dr. H.C. Carlson
1946-47	8-10	—	Dr. H.C. Carlson
1947-48	10-11	—	Dr. H.C. Carlson
1948-49	12-13	—	Dr. H.C. Carlson
1949-50	4-14	—	Dr. H.C. Carlson
1950-51	9-17	—	Dr. H.C. Carlson
1951-52	10-12	—	Dr. H.C. Carlson
1952-53	12-11	—	Dr. H.C. Carlson
1953-54	9-14	—	Robert Timmons
1954-55	10-16	—	Robert Timmons
1955-56	15-10	—	Robert Timmons
1956-57	16-11	—	Robert Timmons
1957-58	18-7	—	Robert Timmons
1958-59	10-14	—	Robert Timmons
1959-60	11-14	—	Robert Timmons
1960-61	12-11	—	Robert Timmons
1961-62	12-11	—	Robert Timmons
1962-63	19-6	—	Robert Timmons
1963-64	17-8	—	Robert Timmons
1964-65	7-16	—	Robert Timmons
1965-66	5-17	—	Robert Timmons
1966-67	6-19	—	Robert Timmons
1967-68	7-15	—	Robert Timmons
1968-69	4-20	—	Charles "Buzz" Ridl
1969-70	12-12	—	Charles "Buzz" Ridl
1970-71	14-10	—	Charles "Buzz" Ridl
1971-72	12-12	—	Charles "Buzz" Ridl
1972-73	12-14	—	Charles "Buzz" Ridl
1973-74	25-4	—	Charles "Buzz" Ridl
1974-75	18-11	—	Charles "Buzz" Ridl
1975-76	12-15	—	Tim Grgurich
1976-77	6-21	1-9&	Tim Grgurich
1977-78	16-11	5-5^	Tim Grgurich
1978-79	18-11	6-4^	Tim Grgurich
1979-80	17-12	5-5^	Tim Grgurich
1980-81	19-12	8-5^	Dr. Roy Chipman

Year	Overall Record	Conf. Record	Head Coach
1981-82	20-10	8-6^	Dr. Roy Chipman
1982-83	13-15	6-10*	Dr. Roy Chipman
1983-84	18-13	6-10*	Dr. Roy Chipman
1984-85	17-12	8-8*	Dr. Roy Chipman
1985-86	15-14	6-10*	Dr. Roy Chipman
1986-87	25-8	12-4*	Paul Evans
1987-88	24-7	12-4*	Paul Evans
1988-89	17-13	9-7*	Paul Evans
1989-90	12-17	5-11*	Paul Evans
1990-91	21-12	9-7*	Paul Evans
1991-92	18-16	9-9*	Paul Evans
1992-93	17-11	9-9*	Paul Evans
1993-94	13-14	7-11*	Paul Evans
1994-95	10-18	5-13*	Ralph Willard
1995-96	10-17	5-13*	Ralph Willard
1996-97	18-15	10-8*	Ralph Willard
1997-98	11-16	6-12*	Ralph Willard
1998-99	14-16	5-13*	Ralph Willard
1999-00	13-15	5-11*	Ben Howland
2000-01	19-14	7-9*	Ben Howland
2001-02	29-6	13-3*	Ben Howland
2002-03	28-5	13-3*	Ben Howland
2003-04	31-5	13-3*	Jamie Dixon
2004-05	20-9	10-6*	Jamie Dixon
2005-06	25-8	10-6*	Jamie Dixon
2006-07	29-8	12-4*	Jamie Dixon
2007-08	27-10	10-8*	Jamie Dixon
2008-09	31-5	15-3*	Jamie Dixon
2009-10	25-9	13-5*	Jamie Dixon
2010-11	28-6	15-3*	Jamie Dixon
2011-12	22-17	5-13*	Jamie Dixon
Totals	1493-1064	270-236*	
Pct.	.584	.534	

*Big East regular season record
 ^Eastern 8 regular season record
 &Eastern Collegiate Basketball League record
 +Eastern Intercollegiate season record

PITT'S HEAD COACHES

Coach	Tenure	Overall		League		Postseason/Yearly Accomplishments
		W	L	W	L	
Benjamin F. Prinz	1905-07	8	14			
Harry Hough	1907-08	10	6			
Wohlparth Wegner	1910-11	6	6			
Dr. George M. Flint	1911-21	111	68			
Andrew Kerr	1921-22	12	8			
Dr. H.C. Carlson	1922-53	367	248	—	—	1927-28 National Champions, 1929-30 National Champions, 1941 NCAA Semifinals (Final Four) 1932-33 EIC Champion, 1933-34 EIC Champion, 1934-35 EIC Champion; 1936-37 EIC Champion
Robert Timmons	1953-68	174	189	—	—	1957 NCAA Second Round; 1958 NCAA Quarterfinals; 1964 NIT
Charles "Buzz" Ridl	1968-75	97	83	—	—	1974 NCAA "Sweet Sixteen", Eastern Regional; 1975 NIT
Tim Grgurich	1975-80	69	70	17	23	1978 Eastern 8 Tournament Semifinals; 1979 Eastern 8 Tournament Finalists; 1980 NIT
Dr. Roy Chipman	1980-86	102	76	42	49	1981 Eastern 8 Champion; 1981 NCAA Second Round; 1982 Eastern 8 Tournament Champions; 1982 NCAA First Round; 1984 NIT Quarterfinals; 1985 NCAA Midwest Regionals; 1986 NIT.
Paul Evans	1986-94	147	98	72	62	1987 co-Big East Regular Season Champion; 1987 NCAA Second Round; 1988 Big East Regular Season Champion; 1988 NCAA Second Round; 1989 NCAA First Round; 1991 NCAA Second Round; 1992 NIT Second Round; 1993 NCAA First Round
Ralph Willard	1994-99	63	82	31	59	1997 NIT Second Round
Ben Howland	1999-2003	89	40	38	26	2001 NIT Second Round; 2002 Big East West Champion; 2002 NCAA Sweet Sixteen; 2003 Big East Tournament Champion; 2003 co-Big East West Champion, 2003 NCAA Sweet Sixteen
Jamie Dixon	2003-12	238	77	103	51	2004 Big East Regular Season Champion; 2004 NCAA Sweet Sixteen; 2005 NCAA First Round; 2006 NCAA Second Round; 2007 NCAA Sweet Sixteen, 2008 Big East Tournament Champion; 2008 NCAA Second Round, 2009 NCAA Elite Eight, 2010 NCAA Second Round, 2011 Big East Regular Season Champion; 2011 NCAA Second Round; 2012 CBI Champion
TOTALS		1493	1064	270	236	(League record depicts Big East record only)
		(.584)		(.534)		



GENERAL RECORDS

INDIVIDUAL RECORDS

GAME RECORDS

- **Minutes Played:** 50, by nine players.
Big East play: 50, four times- Jerome Lane, Boston College, 2/14/87; Ashton Gibbs, West Virginia, 2/12/10; Darelle Porter, at West Virginia, 12/9/89; Jason Matthews, West Virginia, 12/9/89.
- **Most Points:** 45, Don Hennon, Duke, 12/21/57.
Big East play: 40, Jason Maile, Villanova, 2/12/97.
- **Most Points, Home Floor:** 45, Don Hennon, Duke, 12/21/57.
Big East play: 40, Jason Maile, Villanova, 2/12/97.
- **Most Points, Opponent's Floor:** 38, three times- Larry Harris, at Maryland, 2/15/77; Don Hennon, at West Virginia, 2/23/57; Don Hennon, at Furman, 12/6/57.
Big East play: 37, Clyde Vaughan, at Boston Coll., 1/4/84.
- **Most Points-Half:** 28, two times- Jason Maile, Villanova, 2/12/97; Demetreus Gore, vs. Wisconsin, 12/30/86.
Big East play: 28, Jason Maile, Villanova, 2/12/97.
- **Most Field Goals Made:** 20, Don Hennon, Duke, 12/21/57.
Big East play: 16, Isaac Hawkins, vs. Syracuse, 2/26/98.
- **Most Field Goals Made-No Misses:** 11, Brian Shorter, Providence, 2/11/90.
- **Longest Field Goal Made:** 70-feet, Pat Cavanaugh (halftime buzzer), vs. Alabama, 12/29/87.
- **Most Field Goals Attempted:** 42, Don Hennon, Duke, 12/21/57.
Big East play: 27, Clyde Vaughan, Boston College, 2/26/83.
- **Best Field Goal Percentage:** 1.000, several times, top two- Brian Shorter (11-11), Providence, 2/11/90; Eric Mobley (10-10), Youngstown State, 11/27/93.
Big East play: 1.000, Brian Shorter (11-11), Providence, 2/11/90.
- **Most Three-Point Field Goals Made:** 8, two times- Jason Maile, Villanova, 2/12/97; Andre Alridge, Georgia, 12/17/94.
Big East play: 8, Jason Maile, Villanova, 2/12/97.
- **Most Three-Point Field Goal Attempts:** 15, three times- Ashton Gibbs, VMI, 12/6/11; Ashton Gibbs, vs. Indiana, 12/8/09; Andre Alridge, Georgia, 12/17/94.
Big East play: 14, two times- Jarrett Lockhart, at Seton Hall, 3/1/98; Jarrett Lockhart, at Notre Dame, 1/22/00.
- **Best Three-Point Field Goal Percentage:** 1.000, two times- Sean Miller (6-6), Seton Hall, 2/12/91; Sean Miller (6-6), St. Francis, Pa., 12/2/87.
Big East play: 1.000, three times- Sean Miller (6-6), Seton Hall, 2/12/91; Jason Maile (5-5), Notre Dame, 1/29/97; Ashton Gibbs (5-5), Cincinnati, 2/5/11.

TOP AVERAGE ACHIEVEMENTS

AVERAGE 20-PLUS POINTS IN THREE YEARS

Don Hennon (1956-59)
Larry Harris (1975-78)
Billy Knight (1971-74)

AVERAGE 10-PLUS REBOUNDS IN THREE YEARS

4 years- Sam Clancy (1977-81)
3 years- Billy Knight (1971-74)

CAREER AVERAGE: 10.0+ POINTS, 4.0+ REBOUNDS, 4.0+ ASSISTS

Player (Years)	PPG	RPG	APG
Vonteego Cummings (1995-99)	15.3	4.0	4.4
Brandin Knight (1999-03)	11.3	3.9	6.2
Carl Krauser (2002-06)	13.0	4.2	4.5

SEASON AVERAGE: 10.0+ POINTS, 4.0+ REBOUNDS, 4.0+ ASSISTS

Player (Year)	PPG	RPG	APG
Brad Wanamaker (2010-11)	11.7	5.2	5.1
Brad Wanamaker (2009-10)	12.3	5.7	4.7
Carl Krauser (2005-06)	15.0	4.3	4.8
Carl Krauser (2004-05)	16.0	4.8	5.9
Brandin Knight (2001-02)	15.6	4.8	7.1
Darelle Porter (1990-91)	10.1	4.8	5.1
Ricardo Greer (1997-98)	12.4	6.7	4.3
Jerry McCullough (1993-94)	13.3	4.0	7.0
Jerry McCullough (1995-96)	13.4	4.0	5.3

- **Most Free Throws Made:** 18, Charles Smith, at Boston College, 1/21/85.
Big East play: 18, Charles Smith (18-21), at Boston College, 1/21/85.
- **Most Free Throws Made-No Misses:** 15, Jerry McCullough, Marshall, 12/5/92.
- **Most Free Throws Attempted:** 23, Brian Shorter, vs. West Virginia, 12/9/89.
Big East play: 21, Charles Smith, at Boston College, 1/21/85.
- **Best Free Throw Percentage:** 1.000, Jerry McCullough (15-15), Marshall, 12/5/92.
- **Most Rebounds:** 26, Don Virostek, Westminster, 12/9/52.
Big East play: 23, DeJuan Blair, at Connecticut, 2/16/09.
- **Most Offensive Rebounds:** 11, two times- DeJuan Blair, Notre Dame, 1/31/09; Jerome Lane, Syracuse, 2/9/87.
Big East play: 11, two times- DeJuan Blair, Notre Dame, 1/31/09; Jerome Lane, Syracuse, 2/9/87.
- **Most Assists:** 16, two times- LeVance Fields, at DePaul, 2/7/09; Bob Shrewsbury, South Carolina, 2/14/76.
Big East play: 16, LeVance Fields, at DePaul, 2/7/09.
- **Assist:Turnover Ratio:** 13:0, LeVance Fields, Cincinnati, 2/14/09.
Big East play: 13:0, LeVance Fields, Cincinnati, 2/14/09.
- **Most Turnovers:** 12, Vonteego Cummings, Providence, 1/10/98.
Big East play: 12, Vonteego Cummings, Providence, 1/10/98.
- **Steals:** 8, two times- George Allen, at Lafayette, 11/30/83; Wayne Williams, at Duke, 2/10/79.
Big East play: 7, four times.
- **Blocked Shots:** 7, 15 times.
Big East play: 7, four times- Mark Blount, Connecticut, 12/4/96; Charles Smith, vs. Connecticut, 3/11/88; Charles Smith, Syracuse, 2/9/87; Bobby Martin, Seton Hall, 1/20/90.

SEASON RECORDS

- **Most Games Played:** 39, three times- Nasir Robinson, Talib Zanna, John Johnson, all in 2011-12.
- **Most Games Started:** 39, Nasir Robinson, 2011-12.
- **Percentage of Games Started:** 100 percent, many players.
- **Most Minutes Played:** 1,284, Brandin Knight, 2001-02.
- **Highest Minutes Per Game Average:** 40.1, Vonteego Cummings, 1997-98.
Big East play: 40.3, Vonteego Cummings, 1997-98.
- **Most Points:** 690, Sam Young, 2008-09.
Big East play: 375, Clyde Vaughn, 1982-83.
- **Highest Scoring Average:** 26.0, Don Hennon, 1957-58.
Big East play: 22.0, Clyde Vaughan, 1982-83.
- **Most Field Goals Made:** 275, Billy Knight, 1972-73.
Big East play: 143, Clyde Vaughan, 1982-83.
- **Most Field Goal Attempts:** 654, Don Hennon, 1957-58.
Big East play: 251, Clyde Vaughan, 1982-83.
- **Highest Field Goal Percentage (min. 300 FGA):** .600, Brian Shorter (204-340), 1988-89.
Big East play: .599, Brian Shorter (109-182), 1988-89.
- **Highest Field Goal Percentage (min. 150 FGA):** .718, Chevon Troutman (135-188), 2002-03.
- **Most Three-Point Field Goals Made:** 102, Ashton Gibbs, 2010-11.
Big East play: 49, Ashton Gibbs, 2010-11.
- **Most Three-Point Field Goals Attempted:** 261, Brandin Knight, 2001-02.
Big East play: 120, Brandin Knight, 2001-02.
- **Highest Three-Point Field Goal Percentage (min 100 3FGA):** .482, Jason Matthews (66-137), 1988-89.
Big East play: .522, Jason Matthews (36-69), 1988-89.
- **Highest Three-Point Field Goal Percentage (min. 50 3FGA):** .494, Donatas Zavackas (41-83), 2000-01.
- **Most Free Throws Made:** 204, Brian Shorter, 1989-90.
Big East play: 112, two times- Brian Shorter, 1989-90; Charles Smith, 1986-87.
- **Most Free Throws Attempted:** 308, Brian Shorter, 1989-90.
Big East play: 166, Brian Shorter, 1989-90.
- **Highest Free Throw Percentage:** .914, Sean Miller (74-81), 1988-89.
Big East play: .927, Sean Miller (76-82), 1991-92.
- **Most Rebounds:** 444, Jerome Lane, 1986-87.

TOP SEASON STATISTICAL TANDEM

SCORING

DeJuan Blair and Sam Young, 2008-09	1,240
Brian Shorter and Jason Matthews, 1989-90	1,151
DeJuan Blair and Sam Young, 2007-08	1,097
Don Hennon and Julius Pegues, 1957-58	1,090
Charles Smith and Jerome Lane, 1986-87	1,084
Brian Shorter and Jason Matthews, 1988-89	1,083
Charles Smith and Jerome Lane, 1987-88	1,018
Clyde Vaughan and George Allen, 1983-84	1,014
Jason Matthews and Brian Shorter, 1990-91	992
Don Hennon and John Riser, 1956-57	986

REBOUNDING

Jerome Lane and Charles Smith, 1987-88	726
DeJuan Blair and Sam Young, 2008-09	657
Jerome Lane and Charles Smith, 1987-88	617
Bob Lazor and Ed Pavlick, 1953-54	603
Don Virostek and Dick Dietrick, 1952-53	595
Sam Young and DeJuan Blair, 2007-08	569
Bob Lazor and Chuck Hursh, 1955-56	547
Aaron Gray and Levon Kendall, 2006-07	545
Sam Clancy and Terry Knight, 1978-79	539

ASSISTS

LeVance Fields and Brad Wanamaker, 2008-09	347
Brandin Knight and Jaron Brown, 2001-02	330
Sean Miller and Darelle Porter, 1990-91	327
Sean Miller and Darelle Porter, 1988-89	322
Sean Miller and Jerry McCullough, 1991-92	312
Tray Woodall and Lamar Patterson, 2011-12	304
Brandin Knight and Carl Krauser, 2002-03	302

- Big East play: 224, Jerome Lane, 1986-87.
- **Rebounding Average:** 20.2, Don Virostek, 1952-53.
Big East play: 14.0, Jerome Lane, 1986-87.
- **Offensive Rebounds (since 1986-87):** 198, Jerome Lane, 1986-87.
- **Defensive Rebounds (since 1986-87):** 246, Jerome Lane, 1986-87.
- **Personal Fouls:** 122, Charles Smith, 1986-87.
- **Disqualifications:** 15, John Kendrick, 1951-52.
- **Most Assists:** 270, LeVance Fields, 2008-09.
Big East play: 147, LeVance Fields, 2008-09.
- **Assists Average:** 7.9, Darelle Porter, 1989-90.
Big East play: 8.2, LeVance Fields, 2008-09.
- **Assist:Turnover Ratio:** 3.80, LeVance Fields, 2008-09.
Big East play: 3.87, LeVance Fields, 2008-09.
- **Most Turnovers:** 129, Vonteego Cummings, 1996-97.
- **Steals:** 101, Kellii Taylor, 1996-97.
Big East play: 55, Jerry McCullough, 1995-96.
- **Steals Average:** 3.2, Kellii Taylor, 1996-97.
Big East play: 3.0, two times- Kellii Taylor, 1996-97; Kellii Taylor, 1997-98.
- **Blocked Shots:** 106, Charles Smith, 1986-87.
Big East play: 53, Charles Smith, 1986-87.
- **Blocked Shots Average:** 3.2, Charles Smith, 1986-87.
Big East play: 3.1, Charles Smith, 1986-87.

CAREER RECORDS

- **Most Games Played:** 143, Sam Young, 2005-09; 141, Tyrell Biggs, 2005-09; 137, Ashton Gibbs, 2008-12; 137, Jaron Brown, 2000-04; 128, Sean Miller, 1987-92; 127.
- **Most Games Started:** 136, Julius Page, 2000-04.
- **Consecutive Games Played:** 143, Sam Young, 2005-09; 137, Jaron Brown, 2000-04.
- **Consecutive Games Started:** 122, Charles Smith, 11/22/85-3/20/88; 116, Sam Clancy, 1977-81.
Big East play: 64, Charles Smith, 1984-88.
- **Percentage of Games Started:** 100 percent, three players- Charles Smith (122-122), 1985-88; Sam Clancy (116-166), 1977-81; Attila Cosby (55-55), 1998-99..
Big East play: 100 percent, two players- Sean Miller (66-66), 1987-92; Charles Smith (64-64), 1984-88.
- **Most Minutes Played:** 4,398, Julius Page, 2000-04.
Big East play: 2,242, Brandin Knight, 1999-03.
- **Minutes Per Game:** 34.4, Ricardo Greer, 1997-01.
- **Most Points:** 2,045, Charles Smith, 1984-88.



SUPERLATIVE PERFORMANCES

TRIPLE DOUBLES

- Ricardo Greer (23 points, 12 rebounds, 11 assists), vs. Villanova (BET), 3/4/98
- Darelle Porter (13 points, 10 rebounds, 11 assists), at Providence, 1/23/91
- Keith Starr (13 points, 11 rebounds, 11 assists), Marquette, 12/18/74

20/20 CLUB (points/rebounds)

- DeJuan Blair (22/23), at Connecticut, 2/16/09.
- DeJuan Blair (23/22), Notre Dame, 1/31/09
- Chris McNeal (27/20), Boston College, 3/3/92
- Bobby Martin (27/20), at Georgetown, 2/7/90
- Brian Shorter (26/20), vs. Northwestern, 12/28/88
- Jerome Lane (20/21), at Connecticut, 2/21/87
- Sam Clancy (20/20), Duquesne, 2/22/78
- Mel Bennett (22/21), at West Virginia, 3/7/75
- Billy Knight (25/21), Buffalo, 1/20/74
- Billy Knight (26/21), Lafayette, 1/26/72
- Paul O'Gorek (25/20), at George Washington, 1/6/71

30/10 CLUB (points/rebounds)

- Sam Young (31/10), Connecticut, 3/7/09
- DeJuan Blair (32/14), at DePaul, 2/7/09
- Isaac Hawkins (32/14), at Syracuse, 2/26/98
- Eric Mobley (30/10), Villanova, 2/19/94
- Brian Shorter (30/10), Villanova, 1/7/91
- Brian Shorter (32/11), Syracuse, 2/20/89
- Brian Shorter (37/12), Oklahoma, 1/15/89
- Charles Smith (31/12), vs. E. Michigan, 3/18/88
- Charles Smith (34/10), Chicago State, 12/7/87
- Clyde Vaughan (30/10), at La Salle, 3/16/84
- Clyde Vaughan (37/13), at Boston College, 1/4/84
- Clyde Vaughan (33/10), at St. Francis, Pa., 12/5/83
- Sam Clancy (31/15), vs. Massachusetts, 12/27/78
- Larry Harris (32/11), Penn, 1/30/76
- Larry Harris (39/12), Syracuse, 12/6/75
- Billy Knight (34/16), at Virginia, 1/2/74
- Billy Knight (32/11), Duquesne, 12/7/73
- Billy Knight (30/12), at West Virginia, 12/1/73
- Billy Knight (31/16), Colgate, 2/17/73
- Billy Knight (31/12), at George Washington, 2/10/73
- Billy Knight (33/13), at Notre Dame, 1/17/73
- Brian Generalovich (30/11), vs. Drake, 3/14/64
- Brian Generalovich (31/12), Carnegie Tech, 2/1/64
- Brian Generalovich (30/10), Michigan, 12/28/63
- John Riser (34/10), vs. Notre Dame, 3/16/57
- John Riser (30/13), vs. Kentucky, 3/15/57

20/10 CLUB (points/assists)

- Tray Woodall (25/10), Albany, 11/11/11
- Brad Wanamaker (24/10), West Virginia, 2/12/10
- Brandin Knight (20/14), vs. Miami, Fla., 3/8/02
- Ricardo Greer (29/10), Norfolk State, 12/1/99
- Ricardo Greer (23/10), vs. Villanova, 3/4/98
- Darelle Porter (21/12), Siena, 11/28/89
- Keith Starr (22/10), Notre Dame, 1/13/75

FRESHMAN 20/10 CLUB

Freshmen were sanctioned to compete by the NCAA in the 1972-73 season. Only six freshmen on 18 occasions have achieved a 20-10 performance. All are point-rebound 20-10s.

- DeJuan Blair (22/14), DePaul, 3/09/08
- DeJuan Blair (20/11), Louisville, 2/24/08
- DeJuan Blair (20/14), Seton Hall, 1/12/08
- DeJuan Blair (20/10), Oklahoma State, 12/15/07
- DeJuan Blair (20/14), Houston Baptist, 11/09/07
- Ricardo Greer (23/12), vs. Villanova, 3/4/98
- Ricardo Greer (20/10), at Connecticut, 2/14/98
- Ricardo Greer (26/10), Providence, 2/21/98
- Ricardo Greer (22/10), Rutgers, 1/17/98
- Ricardo Greer (20/10), at Providence, 1/10/98
- Ricardo Greer (23/11), Navy, 12/18/97
- Charles Smith (23/14), Boston College, 2/23/85
- Charles Smith (23/16), at Duquesne, 2/4/85
- Charles Smith (26/11), at Boston College, 1/21/85
- Clyde Vaughan (20/11), Delaware State, 1/17/81
- Sam Clancy (24/12), at Cincinnati, 1/23/78
- Mel Bennett (22/15), Virginia, 2/15/75
- Mel Bennett (24/15), vs. Penn State, 12/7/74

- Big East play: 1,047, Charles Smith, 1984-88.
- **Highest Scoring Average:** 24.2, Don Hennon, 1957-59. Big East play: 19.5, Clyde Vaughan, 1982-84.
- **Most Field Goals Made:** 803, Larry Harris, 1974-78. Big East play: 355, Charles Smith, 1984-88.
- **Most Field Goal Attempts:** 1,827, Don Hennon, 1956-59. Big East play: 846, Ricardo Greer, 1997-01.
- **Highest Field Goal Percentage** (min. 800 FGA): .538, Brian Shorter (540-1,004), 1988-91. Big East play: .528, Charles Smith (355-675), 1984-88.
- **Highest Field Goal Percentage** (min. 400 FGA): .589, Ontario Lett (245-416), 2001-03.
- **Most 3-point Field Goals Made:** 297, Ashton Gibbs, 2008-12. Big East play: 139, two times- Ashton Gibbs, 2008-12; Jason Matthews, 1987-91.
- **Most 3-point Field Goals Attempted:** 725, Ashton Gibbs, 2008-12. Big East play: 343, Ashton Gibbs, 2008-12.
- **Highest 3-point Field Goal Percentage:** .457, Jason Matthews (259-567), 1988-91. Big East play: .466, Jason Matthews (139-298), 1987-91.
- **Highest Free Throw Percentage:** .885, Sean Miller (317-358), 1987-92. Big East play: .909, Sean Miller (209-230), 1987-92; .889, Jason Matthews (255-287), 1987-91.
- **Consecutive Free Throws Made:** 46, Ashton Gibbs, 11/24/09-1/4/10. Big East play: 40, Sean Miller, 1990-91 to 1991-92.
- **Most Free Throws Made:** 628, Charles Smith, 1984-88. Big East play: 334, Charles Smith, 1984-88.
- **Most Free Throw Attempts:** 834, Charles Smith, 1984-88. Big East play: 447, Charles Smith, 1984-88.
- **Most Rebounds:** 1,342, Sam Clancy, 1977-81. Big East play: 502, Charles Smith, 1984-88.
- **Best Rebounding Average:** 12.0, Billy Knight, 1971-74. Big East play: 10.9, DeJuan Blair, 2007-09.
- **Offensive Rebounds** (since 1986-87): 365, Ricardo Greer, 1997-01.
- **Defensive Rebounds** (since 1986-87): 814, Charles Smith, 1984-88.
- **Personal Fouls:** 410, Sam Clancy, 1977-81.
- **Disqualifications:** 29, Julius Pegues, 1955-58.
- **Most Assists:** 785, Brandin Knight, 1999-03. Big East play: 401, Sean Miller, 1987-92.
- **Best Assists Average:** 6.2, Brandin Knight, 1999-03. Big East play: 6.0, Sean Miller, 1987-92.
- **Assist:Turnover Ratio** (since 1978-79): 2.89, LeVance Fields, 2005-09.
- **Turnovers:** 406, Brandin Knight, 1999-03.
- **Most Steals:** 298, Brandin Knight, 1999-03. Big East play: 174, Jerry McCullough, 1991-96.
- **Steals Average:** 2.6, Kellii Taylor, 1995-00. Big East play: 2.48, Jerry McCullough, 1991-96.
- **Most Blocked Shots:** 364, Charles Smith, 1984-88. Big East play: 158, Charles Smith, 1984-88.
- **Blocks Per Game:** 2.8, Charles Smith, 1984-88. Big East play: 2.47, Charles Smith, 1984-88.

TEAM RECORDS

GAME RECORDS

- **Most Minutes:** 55, at George Washington, 1/10/76. Big East play: 50, West Virginia, 2/12/10.
- **Longest Game:** 3 overtimes, three times- at George Washington, 1/10/76; at Penn State, 1/16/82; West Virginia, 2/12/10. Big East play: 3 overtimes, West Virginia, 2/12/10.
- **Most Points:** 127, Syracuse, 2/13/70. Big East play: 117, Providence, 2/10/90.
- **Most Points Both Teams:** 235, Syracuse, 2/13/70. Big East play: 219, vs. Providence, 2/11/90.
- **Most Points Home Floor:** 127, Syracuse, 2/13/70.
- **Most Points on Opponent's Floor:** 108, at St. Francis, Pa., 12/3/86.
- **Most Points Half:** 69, Syracuse, 2/13/70. Big East play: 69, Syracuse, 2/13/70.
- **Fewest Points Scored:** 4, at Penn State, 3/5/06. Big East play: 39, Rutgers, 1/11/12.
- **Most Points Allowed:** 120, at LSU, 1/31/69. Big East play: 103, Syracuse, 2/4/89.
- **Fewest Points Allowed:** 10, three times- Carnegie Tech, 2/26/29; at Thiel, 2/9/25; Mount Union, 2/13/14.
- **Fewest Points One Half:** 2, vs. Penn State, 3/5/06.

- **Fewest Points Both Teams:** 27, Penn State (15-12 loss), 1/15/44.
- **Largest Victory Margin:** 59, vs. Indiana, Pa. (108-49), 11/29/86. Big East play: 36, West Virginia (82-46), 2/12/03
- **Largest Victory Margin- Road Game:** 45, at Carnegie Mellon (104-49), 2/20/71. Big East play: 30, at DePaul (80-50), 1/22/11.
- **Worst Defeat:** 51, at Wichita State (109-58), 12/26/64. Big East play: 33, at Villanova (88-55), 2/3/96.
- **Most Points in a Loss:** 96, Geneva (101-96), 1/19/55.
- **Most Field Goals Made:** 52, Cleveland State, 2/14/74. Big East play: 48, Syracuse, 2/13/70.
- **Most Field Goals Attempted:** 103, at Carnegie Tech, 2/25/64. Big East play: 81, at West Virginia, 1/6/96.
- **Best Field Goal Percentage:** .698, George Washington (37-53), 1/9/80. Big East play: .674, Cincinnati (31-46), 2/14/09.
- **Most Three-Point Field Goals Made:** 16, Notre Dame, 1/29/97. Big East play: 16, Notre Dame, 1/29/97.
- **Most Three-Point Field Goals Attempted:** 36, Georgia, 12/2/95. Big East play: 31, at Seton Hall, 2/26/02.
- **Most Free Throws Made:** 44, New York Univ., 12/18/54. Big East play: 39, Villanova, 1/2/91
- **Most Free Throw Attempts:** 60, New York Univ., 12/18/54. Big East play: 55, at Providence, 2/7/87.
- **Highest Free Throw Percentage:** 1.000, Syracuse (16-16), 2/1/98. Big East play: 1.000, Syracuse (16-16), 2/1/98.
- **Most Rebounds:** 83, at Tampa, 2/7/55; 69, Rollins, 1/22/75. Big East play: 58, Providence, 2/7/87.
- **Most Offensive Rebounds:** 32, North Florida, 11/13/10. Big East play: 26, three times- at Miami, Fla., 2/5/97; at West Virginia, 1/6/96; at Georgetown, 2/7/90.
- **Personal Fouls:** 38, Villanova, 2/7/86. Big East play: 38, Villanova, 2/7/86.
- **Most Assists:** 34, Cleveland State, 2/14/74. Big East play: 30, two times- Notre Dame, 1/4/06; Boston College, 1/31/90.
- **Most Turnovers Caused:** 35, two times- Ohio Wesleyan, 12/6/71; Evansville, 12/5/78. Big East play: 27, Connecticut, 12/4/96.
- **Most Turnovers Committed:** 38, at Iona, 1/22/79. Big East play: 35, Georgetown, 1/3/95.
- **Best Assist:Turnover Ratio:** 5.33, Washington State (16:3), 3/30/12. Big East play: 4.50, Louisville (18:4), 2/24/08.
- **Most Assisted Field Goals-Percentage:** 93.8%, Notre Dame (30-32), 1/4/06. Big East play: 93.8%, Notre Dame (30-32), 1/4/06.
- **Steals:** 23, vs. Maryland, 11/28/98. Big East play: 16, at Boston College, 2/20/99.
- **Blocked Shots:** 13, Duquesne, 1/20/86. Big East play: 11, three times- at St. John's, 1/22/98; Rutgers, 2/21/02; Villanova, 2/10/92.
- **Most Players Disqualified:** 5, two times- at Iona, 1/22/79; Villanova, 2/7/86. Big East Play: 5, Villanova, 2/7/86.

SEASON RECORDS

- **Most Games Played:** 39 in 2011-12.
- **Most Minutes Played** (since 1978-79): 7825 in 2011-12.
- **Most Overtime Games Played:** 4 two times- 2001-02; 1954-55.
- **Total Overtime Games:** 88.
- **Record in Overtime Games** (all-time): 45-43.
- **Most Wins** (post-1940): 31, two times- 2003-04; 2008-09.
- **Most Wins** (pre-1940): 23 in 1929-30.
- **Most Losses:** 21 in 1976-77.
- **Fewest Wins** (pre-1940): 2 in 1905-06.
- **Fewest Wins** (post-1940): 4 in 1968-69.
- **Fewest Losses:** 0 (21-0) in 1927-28.
- **Longest Win Streak:** 22 from 12/4/73-2/20/74
- **Longest Losing Streak:** 10 two times- 12/7/68-1/22/69; 2/5/93-3/10/93.
- **Best Winning Percentage** (pre-1940): 1.000 (21-0) in 1927-28.
- **Best Winning Pct.** (post-1940): .861, two times- 31-5 in 2003-04 and 31-5 in 2008-09.
- **Worst Winning Percentage:** .166 (4-20) in 1968-69.
- **Most Points:** 2,772, 1986-87.



AVERAGE DOUBLE-DOUBLE IN SEASON

Only 11 players in 20 different years, have completed a season averaging double figures in both points and rebounds.

Player	Year	PPG	RPG
Don Virostek	1952-53	13.3	20.2
Ed Pavlick	1954-55	23.8	11.0
John Riser	1954-55	13.3	10.7
Bob Lazor	1954-55	19.8	11.6
John Riser	1955-56	15.3	10.5
John Fridley	1958-59	12.2	10.2
John Fridley	1959-60	12.2	10.7
John Fridley	1960-61	11.0	12.5
Paul O'Gorek	1970-71	12.3	10.2
Billy Knight	1971-72	21.0	11.5
Billy Knight	1972-73	23.7	11.0
Billy Knight	1973-74	21.8	13.4
Sam Clancy	1977-78	14.0	12.1
Sam Clancy	1978-79	15.4	12.5
Sam Clancy	1979-80	11.8	11.1
Sam Clancy	1980-81	16.3	10.7
Jerome Lane	1986-87	15.8	13.5
Jerome Lane	1987-88	13.9	12.2
Aaron Gray	2005-06	13.9	10.5
DeJuan Blair	2008-09	15.7	12.3

- **Fewest Points:** 1,466, 1950-51.
- **Highest Scoring Average:** 84.0 in 1986-87.
- **Lowest Scoring Average:** 66.0 in 1968-69.
- **Fewest Points Per Game Allowed:** 59.2 in 2002-03.
- **Most Field Goals Made:** 1,040 in 2008-09.
- **Fewest Field Goals Made:** 557 in 1952-53.
- **Most Field Goal Attempts:** 2,185 in 2007-08.
- **Fewest Field Goal Attempts:** 1,468 in 1961-62.
- **Highest Field Goal Pct.:** .509 (1000-1965) in 1986-87.
- **Worst Field Goal Pct.:** .363 (438-1206) in 1948-49.
- **Most 3-Point Field Goals Made:** 229 in 2006-07.
- **Least 3-Point Field Goals Made:** 110 in 1986-87.
- **Most 3-Point Field Goal Attempts:** 707 in 2011-12.
- **Fewest 3-Point Field Goal Attempts:** 287 in 1987-88.
- **Highest 3-Point Field Goal Percentage:** .417 (211-506) in 1990-91.
- **Worst 3-Point Field Goal Pct.:** .307 (159-518) in 1998-99.
- **Most Free Throws Made:** 741 in 1990-91.
- **Fewest Free Throws Made:** 323 in 1973-74.
- **Most Free Throws Attempted:** 994 in 1991-92.
- **Fewest Free Throws Attempted:** 488 in 1998-99.

- **Highest Free Throw Percentage:** .748 (741-991) in 1990-91.
- **Worst Free Throw Percentage:** .617 (417-676) in 2000-01.
- **Most Rebounds:** 1,432 in 2008-09.
- **Fewest Rebounds:** 936 in 1983-84.
- **Best Rebound Average:** 55.8 in 1952-53.
- **Worst Rebound Average:** 34.3 in 1982-83.
- **Most Offensive Rebounds** (since 1986-87): 533, two times- 2007-08 and 2008-09.
- **Fewest Offensive Rebounds** (since 1986-87): 368 in 2002-03.
- **Most Personal Fouls:** 735 in 1991-92.
- **Fewest Personal Fouls:** 403 in 1949-50.
- **Most Disqualifications:** 43 in 1951-52.
- **Fewest Disqualifications:** 6 two times- 1973-74; 1990-91.
- **Most Assists:** 647 in 2006-07.
- **Fewest Assists:** 309 in 1973-74.
- **Best Assists Average:** 19.4 in 1973-74.
- **Worst Assists Average:** 11.8 in 1982-83.
- **Best Assist Turnover Ratio:** 1.49 in 2010-11.
- **Worst Assist:Turnover Ratio:** 0.770 in 1996-97.
- **Most Turnovers** (since 1978-79): 584 in 1994-95.
- **Fewest Turnovers** (since 1978-79): 208 in 1984-85.
- **Most Blocked Shots:** 157 in 2001-02.
- **Fewest Blocked Shots:** 43 in 1982-83.
- **Worst Blocks Average:** 5.2 in 1993-94.
- **Worst Blocks Average:** 1.5 in 1982-83.
- **Most Steals:** 338 in 1998-99.
- **Fewest Steals:** 176 in 1992-93
- **Best Steals Average:** 11.3 in 1998-99.
- **Worst Steals Average:** 4.7 in 2011-12.

- **Most Free Throws Made:** 22, Bill Mullan (Penn State), 2/28/20.
- **Most Free Throws Attempted:** 34, Frank Wolf (at Penn State), 2/19/20.
- **Most Free Throws Made-No Misses:** 16, Frank Edwards (at Cleveland State), 1/23/80.
- **Most Rebounds:** 27, Peter White (at West Virginia), 1/29/55.
- **Most Assists:** 16, Tony Wysinger (Illinois), 12/6/86.
- **Most Steals:** 9, John Linehan (at Providence), 2/16/88.
- **Most Blocked Shots:** 9, two times- Patrick Ewing (Georgetown), 2/19/85; Etan Thomas (at Syracuse), 2/16/00.
- **Most Minutes Played:** 55, Pat Tallent (at George Washington), 1/10/76.

TEAM GAME RECORDS

- **Most Points Scored:** 120, at LSU, 1/31/69.
- **Fewest Points-pre-1954-55:** 9, at Penn State, 3/1/52.
- **Fewest Points-since 1954-55:** 32, New Hampshire, 12/4/09.
- **Fewest Points-Half, since 1954-55:** 7, New Hampshire, 12/4/09.
- **Most Field Goals Made:** 42, Syracuse, 2/4/89.
- **Fewest Field Goals Made:** 11, Carnegie Mellon, 12/16/96.
- **Most Field Goal Attempts:** 95, Ohio State, 12/3/58.
- **Fewest Field Goal Attempts:** 34, Notre Dame, 3/11/10.
- **Highest Field Goal Percentage:** .700, Syracuse (42-60), 2/4/89.
- **Lowest Field Goal Percentage:** .239, at Duquesne, 12/2/09.
- **Most Three-Point Field Goals Made:** 17, Lafayette, 1/2/08.
- **Most Three-Point Field Goals Attempted:** 40, at West Virginia, 2/5/05.
- **Highest Three-Point Field Goal Percentage:** .857, Georgetown (6-7), 1/10/87.
- **Most Free Throws Made:** 42, vs. St. John's, 3/9/95.
- **Fewest Free Throws Made:** 1, Albany, 11/28/03; William & May, 1/3/04; Connecticut, 1/31/87.
- **Most Free Throw Attempts:** 58, Geneva, 1/7/53.
- **Fewest Free Throw Attempts:** 1, Albany, 11/28/03.
- **Most Free Throws Made-No Misses:** 10, at Penn State, 12/7/02.
- **Highest Free Throw Percentage:** 1.000, Rutgers (7-7), 1/8/05.
- **Most Rebounds:** 71, Holy Cross, 2/3/58; West Virginia, 2/18/59.
- **Most Assists:** 28, at Notre Dame, 1/5/99.
- **Most Blocked Shots:** 15, at Seton Hall, 1/7/86.
- **Most Turnovers:** 35, Ohio Wesleyan, 12/6/71.
- **Most Personal Fouls:** 38, Villanova, 1/2/91.
- **Fewest Personal Fouls:** 6, Wofford, 3/14/12.

OPPONENT RECORDS

INDIVIDUAL GAME RECORDS

- **Most Points Scored:** 48, Eric Murdoch (at Providence), 1/23/91; 46, Bob Tallent (at George Washington), 1/11/69.
- **Most Field Goals Made:** 17, Bob Tallent (at George Washington), 1/11/69.
- **Most Field Goal Attempts:** 37, Rod Hundley (at West Virginia), 1/29/55.
- **Highest Field Goal Percentage:** 1.000, John Wallace, 8-8 (at Syracuse), 2/21/95.
- **Most Three-Point Field Goals Made:** 9, Dana Barros (Boston College), 1/7/89.
- **Most Three-Point Field Goals Attempted:** 16, Dana Barros (Boston College), 1/7/89.
- **Most Three-Point Field Goals Made-No Misses:** 6, Matt Bentley (Lafayette), 1/2/08.

MULTI-FACETED CAREER AND SEASON ACHIEVEMENTS

1,000 POINTS, 1,000 REBOUNDS- CAREER

Player (Years)	Points	Reb.
Sam Clancy (1977-81)	1671	1342

1,500 POINTS, 500 REBOUNDS, 500 ASSISTS-CAREER

Player (Years)	Points	Reb.	Asst.
Carl Krauser (2002-06)	1642	526	568
*Brad Wanamaker (2007-11)	1090	525	454

**did not qualify, but came close to achieving mark*

1,000 POINTS, 500 REBOUNDS- CAREER

Player (Years)	Points	Reb.
John Riser (1954-57)	1164	775
Bob Lazor (1954-57)	1175	841
Brian Generalovich (1961-64)	1114	622
Larry Harris (1974-78)	1914	569
Billy Knight (1971-74)	1731	938
Sam Clancy (1977-81)	1671	1342
Chris McNeal (1980-83)	1067	695
Clyde Vaughan (1980-84)	2033	922
Charles Smith (1984-88)	2045	987
Jerome Lane (1985-88)	1217	970
Brian Shorter (1988-91)	1633	772
Bobby Martin (1987-91)	1282	775
Isaac Hawkins (1996-01)	1127	834
Ricardo Greer (1997-01)	1753	888

Chevon Troutman (2001-05)	1274	711
Carl Krauser (2002-06)	1642	526
Aaron Gray (2003-07)	1109	790
Sam Young (2005-09)	1884	712

1,000 POINTS AND 400 ASSISTS- CAREER

Player (Years)	Points	Asst.
Darelle Porter (1987-90)	1007	617
Sean Miller (1987-92)	1282	744
Jerry McCullough (1991-96)	1342	552
Vonteego Cummings (1995-99)	1581	458
Brandin Knight (1999-03)	1440	785
Carl Krauser (2002-05)	1642	568
Levance Fields (2005-09)	1247	645
Brad Wanamaker (2007-11)	1090	454

500 POINTS AND 250 REBOUNDS- SEASON

Player (Year)	Points	Reb.
Billy Knight (1973-74)	609	375
Clyde Vaughan (1981-82)	541	284
Clyde Vaughan (1982-83)	613	258
Clyde Vaughan (1983-84)	651	256
Charles Smith (1986-87)	562	282
Jerome Lane (1986-87)	522	444
Brian Shorter (1988-89)	587	288
Brian Shorter (1989-90)	598	274
Ricardo Greer (1999-00)	506	275
DeJuan Blair (2008-09)	550	432

300 POINTS AND 150 ASSISTS- SEASON

Player (Year)	Points	Asst.
Keith Starr (1974-75)	389	180
Dwayne Wallace (1981-82)	341	187
Sean Miller (1990-91)	344	159
Darelle Porter (1990-91)	333	168
Sean Miller (1991-92)	361	224
Jerry McCullough (1992-93)	428	156
Jerry McCullough (1993-94)	333	175
Vonteego Cummings (1997-98)	507	154
Brandin Knight (2001-02)	546	251
Brandin Knight (2002-03)	370	209
Carl Krauser (2004-05)	463	170
Carl Krauser (2005-06)	494	160
Levance Fields (2006-07)	339	169
Levance Fields (2008-09)	386	270
Brad Wanamaker (2009-10)	417	160
Brad Wanamaker (2010-11)	399	174
Tray Woodall (2011-12)	327	171

1,000 POINTS, 600 REBOUNDS, 200 ASSISTS-CAREER

Player (Years)	Points	Reb.	Asst.
Billy Knight (1971-74)	1,731	938	206
Jerome Lane (1985-88)	1,217	970	206
Ricardo Greer (1997-01)	1,753	888	373
Jaron Brown (2000-04)	1,258	651	295



INDIVIDUAL/TEAM SUCCESS RECORDS

MOST OVERALL VICTORIES	
Levance Fields, 2005-09	112
Tyrell Biggs, 2005-09	112
Sam Young, 2005-09	112
Gilbert Brown, 2007-11	111
Gary McGhee, 2007-11	111
Brad Wanamaker, 2007-11	111
Chevon Troutman, 2001-05	108
Mark McCarroll, 2001-05	108
Jaron Brown, 2000-04	107
Julius Page, 2000-04	107
Toree Morris, 2000-04	107
Ashton Gibbs, 2008-12	106
Nasir Robinson, 2008-12	106
Aaron Gray, 2003-07	105
Levon Kendall, 2003-07	105
Antonio Graves, 2003-07	105
Carl Krauser, 2002-06	104
Ronald Ramon, 2004-08	101
Keith Benjamin, 2004-08	101

BEST OVERALL WINNING PERCENTAGE	
Chevon Troutman, 2001-05	.812 (108-25)
Mark McCarroll, 2001-05	.812 (108-25)
Carl Krauser, 2002-06	.794 (104-27)
Gilbert Brown, 2007-11	.793 (111-29)
Gary McGhee, 2007-11	.793 (111-29)
Brad Wanamaker, 2007-11	.793 (111-29)
Levance Fields, 2005-09	.783 (112-31)
Sam Young, 2005-09	.783 (112-31)
Tyrell Biggs, 2005-09	.783 (112-31)
Jaron Brown, 2000-04	.781 (107-30)
Julius Page, 2000-04	.781 (107-30)
Toree Morris, 2000-04	.781 (107-30)
Aaron Gray, 2003-07	.778 (105-30)
Levon Kendall, 2003-07	.778 (105-30)
Antonio Graves, 2003-07	.778 (105-30)
Ronald Ramon, 2004-08	.743 (101-35)
Keith Benjamin, 2004-08	.743 (101-35)
Ashton Gibbs, 2008-12	.726 (106-40)
Nasir Robinson, 2008-12	.726 (106-40)

MOST BIG EAST VICTORIES	
Gilbert Brown, 2007-11	53
Gary McGhee, 2007-11	53
Brad Wanamaker, 2007-11	53
Chevon Troutman, 2001-05	49
Mark McCarroll, 2001-05	49
Ashton Gibbs, 2008-12	48
Nasir Robinson, 2008-12	48
Sam Young, 2005-09	47
Levance Fields, 2005-09	47
Tyrell Biggs, 2005-09	47
Carl Krauser, 2002-06	46
Jaron Brown, 2000-04	46
Julius Page, 2000-04	46
Toree Morris, 2000-04	46
Aaron Gray, 2003-07	45
Levon Kendall, 2003-07	45
Antonio Graves, 2003-07	45
Ronald Ramon, 2004-08	42
Keith Benjamin, 2004-08	42

MOST BIG EAST CHAMPIONSHIP WINS	
Jaron Brown, 2001-04	10
Julius Page, 2001-04	10
Toree Morris, 2001-04	10
Levance Fields, 2005-09	9
Sam Young, 2005-09	9
Tyrell Biggs, 2005-09	9
Ronald Ramon, 2004-08	9
Keith Benjamin, 2004-08	9
Carl Krauser, 2003-06	8
Brandin Knight, 2000-03	8
Donatas Zavackas, 2000-03	8
Aaron Gray, 2003-07	7
Levon Kendall, 2003-07	7
Antonio Graves, 2003-07	7
Chevon Troutman, 2002-05	7
Mark McCarroll, 2002-05	7

MOST LEAGUE CHAMPIONSHIPS	
Jaron Brown, 2001-04	3
Julius Page, 2001-04	3
Toree Morris, 2001-04	3
Chevon Troutman, 2002-05	3
Mark McCarroll, 2002-05	3
Many others tied	2

**League championships include tournament titles, regular season titles and co-titles.*

**Note: these records are Big East era only.*

BEST WINNING PERCENTAGE (BIG EAST)	
Chevon Troutman, 2001-05	.765 (49-15)
Mark McCarroll, 2001-05	.765 (49-15)
Gilbert Brown, 2007-11	.736 (53-19)
Gary McGhee, 2007-11	.736 (53-19)
Brad Wanamaker, 2007-11	.736 (53-19)
Carl Krauser, 2002-06	.719 (46-18)
Jaron Brown, 2000-04	.719 (46-18)
Julius Page, 2000-04	.719 (46-18)
Toree Morris, 2000-04	.719 (46-18)
Aaron Gray, 2003-07	.703 (45-19)
Levon Kendall, 2003-07	.703 (45-19)
Antonio Graves, 2003-07	.703 (45-19)
Sam Young, 2005-09	.691 (47-21)
Levance Fields, 2005-09	.691 (47-21)
Tyrell Biggs, 2005-09	.691 (47-21)

MOST NCAA SWEET SIXTEEN APPEARANCES	
Jaron Brown, 2001-04	3
Julius Page, 2001-04	3
Toree Morris, 2001-04	3
Chevon Troutman, 2002-05	3
Mark McCarroll, 2002-05	3
Brandin Knight, 2000-03	2
Donatas Zavackas, 2000-03	2
Carl Krauser, 2003-06	2
Ontario Lett, 2001-02	2
Aaron Gray, 2003-07	2
Levon Kendall, 2003-07	2
Antonio Graves, 2003-07	2
Levance Fields, 2005-09	2
Sam Young, 2005-09	2
Tyrell Biggs, 2005-09	2

MOST NCAA TOURNAMENT WINS	
Levance Fields, 2005-09	7
Sam Young, 2005-09	7
Tyrell Biggs, 2005-09	7
Chevon Troutman, 2002-05	6
Mark McCarroll, 2002-05	6
Jaron Brown, 2002-04	6
Julius Page, 2002-04	6
Toree Morris, 2002-04	6
Gilbert Brown, 2007-11	6
Gary McGhee, 2007-11	6
Brad Wanamaker, 2007-11	6
Aaron Gray, 2003-07	5
Levon Kendall, 2003-07	5
Antonio Graves, 2003-07	5
Ashton Gibbs, 2009-12	5
Nasir Robinson, 2009-12	5

MOST NCAA TOURNAMENT APPEARANCES	
Chevon Troutman, 2002-05	4
Mark McCarroll, 2002-05	4
Carl Krauser, 2003-06	4
Aaron Gray, 2003-07	4
Levon Kendall, 2003-07	4
Antonio Graves, 2003-07	4
Levance Fields, 2005-09	4
Sam Young, 2005-09	4
Tyrell Biggs, 2005-09	4
Gilbert Brown, 2007-11	4
Gary McGhee, 2007-11	4
Brad Wanamaker, 2007-11	4
Many others tied	3

QUICKEST TO 1,000 CAREER POINTS									
Name	Years	Games to 1,000 Pts.	Opponent, Date	Career Points	Name	Years	Games to 1,000 Pts.	Opponent, Date	Career Points
Don Hennon	1956-59	38	Connecticut, 2/14/58	1841	Jason Matthews	1987-91	75	at St. John's, 1/13/90	1840
Charles Smith	1984-88	43	Robert Morris, 12/20/86	2045	Jerome Lane	1985-88	81	Syracuse, 2/10/88	1217
Billy Knight	1971-74	45	North Carolina A&T, 2/14/73	1731	Carl Krauser	2002-05	82	St. John's, 2/8/05	1642
Brian Shorter	1988-91	50	at Georgetown, 2/7/90	1633	Carlton Neverson	1978-81	83	at Massachusetts, 2/24/81	1057
Brian Generalovich	1961-64	63	Carnegie Tech, 2/1/64	1114	Jerry McCullough	1991-96	84	at Connecticut, 2/26/94	1342
Calvin Sheffield	1961-64	64	Carnegie Tech, 2/1/64	1115	Ashton Gibbs	2008-12	87	at DePaul, 1/22/11	1748
Kent Scott	1969-72	65	at William & Mary, 2/5/72	1143	Brandin Knight	1999-03	90	Miami, 3/8/02	1440
Larry Harris	1974-78	65	Iowa, 12/30/76	1914	Chris McNeal	1990-93	91	Georgetown, 2/28/93	1067
Vonteego Cummings	1995-99	69	Boston College, 2/8/98	1581	Bobby Martin	1987-91	91	NW Missouri State, 11/23/90	1282
Ricardo Greer	1997-01	70	Seton Hall, 1/16/00	1753	Rod Brookin	1986-90	91	St. John's, 2/26/90	1047
Clyde Vaughan	1980-84	72	Lafayette, 1/8/83	2033	Julius Page	2000-04	96	vs. Connecticut, 3/3/03	1512
Sam Clancy	1977-81	73	Duke, 2/26/80	1671	Sam Young	2007-08	96	Louisville, 2/24/08	1194
Demetreus Gore	1984-85	74	Chicago State, 1/17/87	1555	Sean Miller	1987-92	101	at West Virginia, 12/14/91	1282




SCORING LEADERS

TOP SINGLE GAME SCORING/30-POINT CLUB

Pts.	Player	Opponent	Date
45	Don Hennon	Duke	12/21/57
41	Don Hennon	Ohio State	12/3/58
41	Don Hennon	Geneva	2/24/58
40	Ed Pavlick	Ohio State	12/1/54
40	Jason Maile	Villanova	2/12/97
39	Larry Harris	Syracuse	12/6/75
39	Larry Harris	at Maryland	2/15/77
38	Don Hennon	Furman	12/6/57
38	Don Hennon	at West Virginia	2/23/57
37	Billy Knight	at UCLA	12/22/72
37	Brian Shorter	Oklahoma	1/15/89
37	Clyde Vaughan	at Boston College	1/4/84
37	Curtis Aiken	vs. Arkansas	12/29/86
37	Don Hennon	at UCLA	1/13/59
37	Don Hennon	at Carnegie Tech	2/10/59
37	Oland Canterna	Westminster	2/14/45
37	Vonteego Cummings	vs. Villanova	3/4/98
36	Sammy David	Carnegie Tech	2/23/49
35	Don Hennon	Manhattan	12/29/57
35	Don Hennon	Holy Cross	2/6/59
35	George McCrossin	Grove City	1/17/50
35	Larry Harris	Duquesne	2/12/77
34	Billy Knight	at Virginia	1/2/74
34	Charles Smith	Chicago State	12/7/87
34	Don Hennon	at Penn State	1/25/58
34	Don Hennon	at N.C. State	12/1/56
34	John Riser	vs. Notre Dame	3/16/57
34	Don Hennon	at Carnegie Tech	1/20/58
34	Brian Shorter	vs. Providence	2/11/90
34	Larry Harris	at Virginia	1/21/76
34	Clyde Vaughan	Florida State	12/20/84
34	Billy Knight	vs. Furman	3/14/74
34	Jason Matthews	Jacksonville	12/6/88
33	Charles Smith	at Providence	2/16/88
33	Sam Young	Belmont	11/25/08
33	Billy Knight	Syracuse	2/11/72
33	Don Hennon	Duquesne	12/13/58
33	Larry Harris	Canisius	2/2/78
33	Ricardo Greer	at Syracuse	2/16/00
33	Charles Smith	Providence	1/25/88
33	Billy Knight	at Notre Dame	1/17/73
33	Clyde Vaughan	at St. Francis, Pa.	12/5/83
32	DeJuan Blair	at DePaul	2/7/09
32	Sam Young	vs. Okla. State	3/22/09
32	Carl Krauser	Syracuse	1/23/06
32	Brian Shorter	Syracuse	1/7/91
32	Terry Knight	Cincinnati	1/10/79
32	Billy Knight	Duquesne	12/7/73
32	Billy Knight	at Rutgers	1/5/72
32	Curtis Aiken	St. Francis, Pa.	12/3/86

Don Hennon (1956-59) owns nine of the top-20 single-game scoring performances in school history, including the top three efforts. He scored over 35 points in nine career games and 30-plus points 24 different times.



ANNUAL SCORING LEADERS

Year	Player	Pts.	Avg.
1943-44	Tay Malarkey	178	11.9
1944-45	Do Do Canterna	157	13.1
1945-46	Hank Zeller	171	12.2
1946-47	Sam David	177	9.8
1947-48	Oland Canterna	244	11.6
1948-49	Sam David	390	15.6
1949-50	George McCrossin	251	13.9
1950-51	Michael Belich	415	15.9
1951-52	Mickey Zernich	334	15.2
1952-53	Mickey Zernich	309	13.4
1953-54	Clarence Butch	363	15.8
1954-55	Ed Pavlick	622	23.9
1955-56	Bob Lazor	495	19.8
1956-57	Don Hennon	573	21.2
1957-58	Don Hennon	651	26.0
1958-59	Don Hennon	617	25.5
1959-60	John Mills	348	13.9
1960-61	Ben Jinks	298	13.0
1961-62	Calvin Sheffield	463	18.5
1962-63	Dave Roman	359	15.0
1963-64	Calvin Sheffield	375	16.3
1964-65	Larry Szykowny	364	15.8
1965-66	Larry Szykowny	339	15.4
1966-67	Jim LaValley	297	11.9
1967-68	Tony Delisio	266	12.1
1968-69	Mike Caldwell	280	11.6
1969-70	Kent Scott	405	16.9
1970-71	Kent Scott	328	13.6
1971-72	Billy Knight	505	21.0
1972-73	Billy Knight	617	23.7
1973-74	Billy Knight	609	21.8
1974-75	Kirk Bruce	497	17.1
1975-76	Larry Harris	574	22.1
1976-77	Larry Harris	617	22.9
1977-78	Larry Harris	516	20.6
1978-79	Sam Clancy	447	15.4
1979-80	Sammie Ellis	471	17.4
1980-81	Sam Clancy	504	16.3
1981-82	Clyde Vaughan	541	18.0
1982-83	Clyde Vaughan	613	21.9
1983-84	Clyde Vaughan	651	21.0
1984-85	Charles Smith	435	15.0
1985-86	Demetres Gore	466	16.1
1986-87	Charles Smith	562	17.0
1987-88	Charles Smith	587	18.9
1988-89	Brian Shorter	587	19.6
1989-90	Brian Shorter	598	20.6
1990-91	Jason Matthews	544	16.5
1991-92	Chris McNeal	492	14.5
1992-93	Jerry McCullough	428	15.3
1993-94	Eric Mobley	370	13.7
1994-95	Jaime Peterson	389	13.9
1995-96	Jerry McCullough	336	13.4
1996-97	Vonteego Cummings	539	16.3
1997-98	Vonteego Cummings	507	19.5
1998-99	Vonteego Cummings	419	16.1
1999-00	Ricardo Greer	506	18.1
2000-01	Ricardo Greer	548	16.6
2001-02	Brandin Knight	546	15.6
2002-03	Julius Page	391	12.2
2003-04	Carl Krauser	493	15.4
2004-05	Carl Krauser	463	16.0
2005-06	Carl Krauser	494	15.0
2006-07	Aaron Gray	499	13.9
2007-08	Sam Young	668	18.1
2008-09	Sam Young	690	19.2
2009-10	Ashton Gibbs	533	15.7
2010-11	Ashton Gibbs	522	16.8
2011-12	Ashton Gibbs	541	14.6

CLASS RECORDS

POINTS
Freshman: 435, Charles Smith, 1984-85.
Sophomore: 587, Brian Shorter, 1988-89.
Junior: 668, Sam Young, 2007-08.
Senior: 690, Sam Young, 2008-09.

SCORING AVERAGE
Freshman: 15.0, Charles Smith, 1984-85.
Sophomore: 22.1, Larry Harris, 1975-76.
Junior: 26.0, Don Hennon, 1957-58.
Senior: 25.7, Don Hennon, 1958-59.



SEASON RECORDS

POINTS			SCORING AVERAGE		
Pts.	Player (GP)	Year	Pts.	Player (GP)	Year
690	Sam Young (36)	2008-09	26.0	Don Hennon (25)	1957-58
668	Sam Young (37)	2007-08	25.7	Don Hennon (24)	1958-59
651	Clyde Vaughan (31)	1983-84	23.9	Ed Pavlick (26)	1954-55
651	Don Hennon (25)	1957-58	23.7	Billy Knight (26)	1972-73
622	Ed Pavlick (26)	1954-55	22.9	Larry Harris (27)	1976-77
617	Larry Harris (27)	1976-77	22.1	Larry Harris (26)	1975-76
617	Don Hennon (24)	1958-59	21.9	Clyde Vaughan (28)	1982-83
617	Billy Knight (26)	1972-73	21.8	Billy Knight (28)	1973-74
613	Clyde Vaughan (28)	1982-83	21.2	Don Hennon (27)	1956-57
609	Billy Knight (28)	1973-74	21.0	Billy Knight (24)	1971-72
598	Brian Shorter (29)	1989-90	21.0	Clyde Vaughan (31)	1983-84
587	Brian Shorter (30)	1988-89	20.6	Larry Harris (25)	1977-78
587	Charles Smith (31)	1987-88	20.6	Brian Shorter (29)	1989-90
574	Larry Harris (26)	1975-76	19.8	Bob Lazor (25)	1955-56
573	Don Hennon (27)	1956-57	19.6	Brian Shorter (30)	1988-89
562	Charles Smith (33)	1986-87	19.5	Vonteego Cummings (26)	1997-98
553	Jason Matthews (29)	1989-90	19.2	Sam Young (36)	2008-09
550	DeJuan Blair (36)	2008-09	19.1	Jason Matthews (29)	1989-90
548	Ricardo Greer (33)	2000-01	18.9	Charles Smith (31)	1987-88
546	Brandin Knight (35)	2001-02	18.5	Calvin Sheffield (25)	1963-64
544	Jason Matthews (33)	1990-91	18.1	Sam Young (37)	2007-08
541	Clyde Vaughan (30)	1981-82	18.1	Ricardo Greer (28)	1999-00
541	Ashton Gibbs (37)	2011-12	18.0	Clyde Vaughan (30)	1981-82
539	Vonteego Cummings (33)	1996-97	17.6	Julius Pegues (25)	1957-58
533	Ashton Gibbs (34)	2009-10	17.4	Sammie Ellis (27)	1979-80
522	Ashton Gibbs (34)	2010-11	17.2	Brian Generalovich (25)	1963-64
522	Jerome Lane (33)	1986-87	17.1	Kirk Bruce (29)	1974-75
516	Larry Harris (25)	1977-78	17.1	Kent Scott (24)	1971-72
507	Vonteego Cummings (26)	1997-98	17.0	Charles Smith (33)	1986-87
506	Ricardo Greer (28)	1999-01	16.9	Kent Scott (29)	1969-70
505	Billy Knight (24)	1971-72	16.6	Ricardo Greer (33)	2000-01
504	Sam Clancy (31)	1980-81	16.5	Jason Matthews (30)	1988-89



Rod Brookin (1986-90) connected on 40.8 percent of his 3-point shots to rank fourth on Pitt's all-time list. He also scored 1,047 career points and ranks 38th on the school's all-time scoring list.

CAREER RECORDS


POINTS			SCORING AVERAGE (Minimum 40 GP)		
Pts.	Player (GP)	Year	Pts.	Player (GP)	Year
2045	Charles Smith (122)	1984-88	24.2	Don Hennon (76)	1956-59
2033	Clyde Vaughan (120)	1980-84	22.2	Billy Knight (78)	1971-74
1914	Larry Harris (107)	1974-78	18.2	Ed Pavlick (51)	1952-55
1884	Sam Young (143)	2005-09	17.9	Larry Harris (107)	1974-78
1841	Don Hennon (76)	1956-59	17.8	Brian Shorter (92)	1988-91
1840	Jason Matthews (123)	1987-91	16.9	Clyde Vaughan (120)	1980-84
1753	Ricardo Greer (117)	1997-01	16.8	Charles Smith (122)	1984-88
1748	Ashton Gibbs (137)	2008-12	16.5	Sammie Ellis (55)	1978-80
1731	Billy Knight (78)	1971-74	15.9	Kent Scott (72)	1969-72
1671	Sam Clancy (116)	1977-81	15.5	Brian Generalovich (72)	1961-64
1642	Carl Krauser (126)	2002-06	15.5	Bob Lazor (76)	1954-57
1633	Brian Shorter (92)	1988-91	15.3	Vonteego Cummings (103)	1995-99
1581	Vonteego Cummings (103)	1995-99	15.3	Calvin Sheffield (73)	1961-64
1555	Demetreus Gore (122)	1984-88	15.0	Ricardo Greer (117)	1997-01
1512	Julius Page (136)	2000-04	15.0	Jason Matthews (123)	1987-91
1440	Brandin Knight (127)	1999-03	14.9	John Riser (78)	1954-57
1342	Jerry McCullough (111)	1991-96	14.4	Sam Clancy (116)	1977-81
1282	Sean Miller (128)	1987-92	13.6	DeJuan Blair (72)	2007-09
1282	Bobby Martin (117)	1987-91	13.6	Julius Pegues (77)	1955-58
1274	Chevon Troutman (124)	2001-05	13.4	Samuel David (46)	1947-49
1258	Jaron Brown (137)	2000-04	13.2	Sam Young (143)	2005-09
1247	Levance Fields (131)	2005-09	13.1	Jerome Lane (93)	1985-88
1217	Jerome Lane (93)	1985-88	13.1	Clarence Burch (45)	1951-54
1200	Curtis Aiken (120)	1983-87	13.0	Carl Krauser (126)	2002-06
1175	Bob Lazor (76)	1954-57	12.8	Ashton Gibbs (137)	2008-12
1164	John Riser (78)	1954-57	12.7	Demetreus Gore (122)	1984-88
1143	Kent Scott (72)	1969-72	12.6	Dave Roman (50)	1962-64
1127	Isaac Hawkins (118)	1996-01	12.5	Oland Canterna (45)	1947-49
1115	Calvin Sheffield (73)	1961-64	12.1	Ben Jinks (70)	1960-63
1114	Brian Generalovich (72)	1961-64	12.1	Jerry McCullough (111)	1991-96
1109	Aaron Gray (113)	2003-07	12.1	Larry Szykowny (67)	1963-66
1099	Donatas Zavackas (118)	1999-03	12.0	Chris Taft (65)	2003-05
1096	Ronald Ramon (135)	2004-08	11.9	Michael Zernich (71)	1950-53
1090	Brad Wanamaker (134)	2007-11	11.9	Carlton Neverson (89)	1978-81
1067	Chris McNeal (95)	1990-93	11.8	John Fridley (72)	1958-61
1057	Carlton Neverson (89)	1978-81	11.6	Mike Paul (68)	1969-72
1050	Julius Pegues (77)	1955-58	11.3	Brandin Knight (127)	1999-03
1047	Rod Brookin (94)	1986-90	11.2	Chris McNeal (95)	1990-93
1046	Gilbert Brown (129)	2006-11	11.2	Bob Lovett (64)	1963-66
1007	Darelle Porter (123)	1987-91	11.1	Rod Brookin (94)	1986-90
979	DeJuan Blair (72)	2007-09	11.1	Julius Page (136)	2000-04

OTHER SCORING RECORDS

- DOUBLE FIGURE SCORING GAMES**
- Career: 106, Charles Smith, 1984-88.
 - Season: 36, Sam Young, 2007-08.
 - Consecutive: 81, Larry Harris, 3/8/75-3/3/78.
- 20-PLUS POINT GAMES**
- Career: 52, Don Hennon, 1956-59.
 - Season: 20, Don Hennon, 1958-59.
 - Consecutive: 12, Don Hennon, 2/22/58-12/29/58.
- 30-PLUS POINT GAMES**
- Career: 24, Don Hennon, 1956-59.
 - Season: 9, Don Hennon, two times, 1957-58 and 1958-59.
 - Consecutive: 2, three players.
- 40-PLUS POINT GAMES**
- Career: 3, Don Hennon, 1956-59.
 - Season: 2, Don Hennon, 1957-58.
- 20.0-PLUS AVERAGE SEASONS**
- Career: 3, Don Hennon, 1956-59; Larry Harris, 1974-78; Billy Knight, 1971-74.
- POINTS OVER A TWO-GAME STRETCH**
- Career: 76, Don Hennon (45-Duke/31-Duquesne), 1956-57.
- PCT. OF DOUBLE-FIGURE SCORING GAMES**
- Career: 96.0%, Don Hennon (73-76), 1956-59.
 - Season: 100.0%, many players.
- MULTIPLE SEASON SCORING LEADERS**
- Career: 3, Don Hennon, 1956-58; Billy Knight, 1971-74; Larry Harris, 1974-78; Vonteego Cummings, 1995-99; Clyde Vaughan, 1980-84; Charles Smith, 1984-88; Carl Krauser, 2002-06; Ashton Gibbs, 2010-12.
- MULTIPLE 500-PLUS POINT SEASONS**
- Career: 3, four players- Don Hennon, 1956-58; Billy Knight, 1971-74; Larry Harris, 1974-78; Clyde Vaughan, 1980-84.



1,000-POINT CLUB




1. CHARLES SMITH ■ 2,045 POINTS

JERSEY RETIRED

No. 32 ■ 6-10 ■ 230 ■ Center ■ Bridgeport, Conn. (Warren Harding)

Year	GP	GS	Min	Avg	Total					Rebounds															
					FG	FGA	Pct	3FG	3FGA	Pct	FT	FTA	Pct	Off	Def	Tot	Avg	PF	FO	Ast	TO	Blk	Stl	Pts	Avg
1984-85	29	29	956	33.0	151	301	.502	-	-	-	133	175	.760	--	--	231	8.0	79	1	15	58	63	24	435	15.0
1985-86	29	29	1077	37.1	165	318	.519	-	-	-	131	172	.762	--	--	235	8.1	97	7	46	59	81	27	461	15.9
1986-87	33	33	1050	31.8	180	327	.550	0	0	.000	202	275	.735	96	186	282	8.5	122	9	53	65	106	25	562	17.0
1987-88	31	31	1020	32.9	211	378	.558	3	11	.273	162	212	.764	77	162	239	7.7	94	5	57	67	96	38	587	18.9
TOTAL	122	122	4103	33.6	707	1324	.534	3	11	.273	628	834	.753	173	814	987	8.1	392	22	171	249	346	114	2045	16.8



2. CLYDE VAUGHAN ■ 2,033 POINTS

No. 42 ■ 6-4 ■ 210 ■ Forward ■ Mount Vernon, N.Y. (New Rochelle)

Year	GP	GS	Min	Avg	Total					Rebounds															
					FG	FGA	Pct	3FG	3FGA	Pct	FT	FTA	Pct	Off	Def	Tot	Avg	PF	FO	Ast	TO	Blk	Stl	Pts	Avg
1980-81	31	--	447	14.4	89	198	.449	--	--	--	50	94	.532	--	--	124	4.0	30	0	9	27	2	7	228	7.4
1981-82	30	--	1081	36.0	199	397	.501	--	--	--	143	200	.715	--	--	284	9.5	63	0	19	67	9	22	541	18.0
1982-83	28	--	1067	38.1	228	478	.477	--	--	--	157	213	.737	--	--	258	9.2	63	1	19	26	6	17	613	21.9
1983-84	31	--	1146	37.0	254	526	.483	--	--	--	143	189	.757	--	--	256	8.3	61	1	43	64	3	18	651	21.0
TOTAL	120	--	3741	31.2	770	1599	.482	--	--	--	493	696	.708	--	--	922	7.7	217	2	90	184	20	64	2033	16.9



3. LARRY HARRIS ■ 1,914 POINTS

No. 24 ■ 6-6 ■ 205 ■ Forward ■ Loraine, Ohio (Clearview)


Year	GP	GS	Min	Avg	Total					Rebounds															
					FG	FGA	Pct	3FG	3FGA	Pct	FT	FTA	Pct	Off	Def	Tot	Avg	PF	FO	Ast	TO	Blk	Stl	Pts	Avg
1974-75	29	--	--	--	90	200	.450	--	--	--	27	44	.614	--	--	96	3.3	52	2	25	--	19	--	207	7.1
1975-76	26	--	--	--	242	475	.509	--	--	--	90	117	.769	--	--	167	6.4	77	4	20	--	24	--	574	22.1
1976-77	27	--	--	--	254	494	.514	--	--	--	109	133	.820	--	--	175	6.5	81	4	41	--	4	--	617	22.9
1977-78	25	--	--	--	217	415	.523	--	--	--	82	102	.804	--	--	131	5.2	74	3	37	--	16	--	516	20.6
TOTAL	107	--	--	--	803	1584	.507	--	--	--	308	396	.778	--	--	569	5.3	284	13	123	--	63	--	1914	17.9



4. SAM YOUNG ■ 1,884 POINTS

No. 23 ■ 6-7 ■ 215 ■ Forward ■ Clinton, Md. (Hargrave Military Academy/Friendly)

Year	GP	GS	Min	Avg	Total					Rebounds															
					FG	FGA	Pct	3FG	3FGA	Pct	FT	FTA	Pct	Off	Def	Tot	Avg	PF	FO	Ast	TO	Blk	Stl	Pts	Avg
2005-06	33	3	672	20.4	98	188	.521	4	21	.190	61	88	.693	59	85	144	4.4	45	0	28	50	20	22	261	7.9
2006-07	37	2	637	17.2	103	225	.458	13	42	.310	46	77	.597	47	64	111	3.0	60	1	25	42	17	21	265	7.2
2007-08	37	37	1187	32.1	254	505	.503	44	115	.383	116	168	.690	83	149	232	6.3	73	1	45	87	42	41	668	18.1
2008-09	36	36	1146	31.8	261	520	.502	54	145	.372	114	154	.740	69	156	225	6.3	60	1	40	88	30	35	690	19.2
TOTAL	143	78	3642	25.5	716	1438	.498	115	323	.356	337	487	.692	258	454	712	5.0	238	3	138	267	109	119	1884	13.2




5. DON HENNON ■ 1,841 POINTS

JERSEY RETIRED

No. 10 ■ 5-8 1/2 ■ 188 ■ Guard ■ Wampum, Pa. (Wampum)

Year	GP	GS	Min	Avg	Total					Rebounds															
					FG	FGA	Pct	3FG	3FGA	Pct	FT	FTA	Pct	Off	Def	Tot	Avg	PF	FO	Ast	TO	Blk	Stl	Pts	Avg
1956-57	27	--	--	--	225	541	.416	--	--	--	123	149	.826	--	--	95	3.5	68	2	--	--	--	--	573	21.2
1957-58	25	--	--	--	267	654	.408	--	--	--	117	140	.836	--	--	118	4.7	65	0	--	--	--	--	651	26.0
1958-59	24	--	--	--	231	632	.366	--	--	--	155	191	.812	--	--	105	4.4	77	1	--	--	--	--	617	25.7
TOTAL	76	--	--	--	723	1827	.396	--	--	--	395	480	.823	--	--	318	4.2	210	3	--	--	--	--	1841	24.2



6. JASON MATTHEWS ■ 1,840 POINTS

No. 22 ■ 6-3 ■ 180 ■ Guard ■ Los Angeles, Calif. (St. Monica)

Year	GP	GS	Min	Avg	Total					Rebounds															
					FG	FGA	Pct	3FG	3FGA	Pct	FT	FTA	Pct	Off	Def	Tot	Avg	PF	FO	Ast	TO	Blk	Stl	Pts	Avg
1987-88	31	23	638	20.6	85	191	.445	26	58	.448	51	61	.836	19	27	46	1.5	68	2	49	46	2	17	247	8.0
1988-89	30	30	884	29.5	144	300	.480	66	137	.482	142	158	.899	33	51	84	2.8	83	3	37	57	7	25	496	16.5
1989-90	29	29	1092	37.7	166	361	.460	80	175	.457	141	158	.892	28	60	88	3.0	99	0	69	65	4	30	553	19.1
1990-91	33	30	938	28.4	155	360	.431	87	197	.442	147	171	.860	13	57	70	2.1	75	0	70	56	7	37	544	16.5
TOTAL	123	112	3552	28.9	550	1212	.454	259	567	.457	481	548	.878	93	195	288	2.3	325	5	225	224	20	109	1840	15.0



INDIVIDUAL PERFORMANCE RECORDS

DOUBLE-FIGURE SCORING GAMES

CAREER		30		1987-88	
106	Charles Smith	1984-88	30	Jerome Lane	1986-87
97	Sam Young	2005-09	29	Ricardo Greer	1997-01
94	Jason Matthews	1987-91	29	Ashton Gibbs	2011-12
92	Clyde Vaughan	1980-84	28	Ashton Gibbs	2009-10
90	Larry Harris	1974-78	28	Clyde Vaughan	1981-82
89	Sam Clancy	1977-81	28	Clyde Vaughan	1982-83
89	Ricardo Greer	1997-01	28	Clyde Vaughan	1983-84
89	Ashton Gibbs	2008-12	28	Billy Knight	1973-74
81	Carl Krauser	2002-06	28	Charles Smith	1986-87
81	Brian Shorter	1988-91	28	Brian Shorter	1988-89
81	Julius Page	2000-04	28	Brian Shorter	1989-90
80	Brandin Knight	1999-03	27	Aaron Gray	2006-07
75	Billy Knight	1971-74	27	Carl Krauser	2005-06
75	Vonteeo Cummings	1995-99	27	Larry Harris	1076-77
73	Don Hennon	1956-59	27	Jason Matthews	1989-90
73	Jaron Brown	2000-04	26	Sam Clancy	1980-81
68	Jerry McCullough	1991-92	26	Carl Krauser	2003-04
68	Jerome Lane	1985-88	26	Ricardo Greer	1999-00
67	Sean Miller	1987-92	26	Larry Harris	1975-76
60	Bobby Martin	1987-91	25	Seven players	
60	Calvin Sheffield	1961-64			

SEASON		CONSECUTIVE GAMES		
36	Sam Young	2007-08	81	Larry Harris, 3/8/75-3/3/78
34	Sam Young	2008-09	58	Don Hennon, 1/31/57-2/3/59
33	Brandin Knight	2001-02	52	Clyde Vaughan, 1/26/82-1/7/84
32	Jason Matthews	1990-91	48	Billy Knight, 12/22/72-3/16/74
			48	Brian Shorter, 2/4/89-3/9/90

20-PLUS POINT SCORING GAMES

CAREER		SEASON			
52	Don Hennon	1956-59	20	Don Hennon	1958-59
50	Larry Harris	1974-78	19	Larry Harris	1976-77
49	Billy Knight	1971-74	18	Billy Knight	1972-73
48	Clyde Vaughan	1980-84	17	Larry Harris	1975-76
41	Charles Smith	1984-88	17	Don Hennon	1957-58
33	Vonteeo Cummings	1995-99	17	Clyde Vaughan	1982-83
33	Brian Shorter	1988-91	16	Billy Knight	1973-74
33	Ashton Gibbs	2008-11	16	Clyde Vaughan	1983-84
32	Sam Young	2005-09	15	Six players	
27	Ricardo Greer	1997-01			
26	Jason Matthews	1987-91			
22	Demetreus Gore	1984-88			
21	Carl Krauser	2002-06			
21	Brian Generalovich	1961-64			
21	Sam Clancy	1977-81			
21	Bobby Martin	1987-91			
18	Jerome Lane	1985-88			
16	Chris McNeal	1990-93			

CONSECUTIVE GAMES	
12	Don Hennon, 2/22/58-12/29/58
11	Don Hennon, 2/1957-12/1958
9	Billy Knight, 1/27/73-2/24/73
8	Clyde Vaughan, 2/26/83-12/5/83
7	Larry Harris, 12/4/76-12/29/76
6	Larry Harris, 1/21/76-2/4/76
6	Brian Shorter, 12/9/89-1/3/90

40-PLUS SCORING GAMES

CAREER		
3	Don Hennon	1956-59
1	Ed Pavlick	1952-55
1	Jason Maile	1992-97

DOUBLE-DOUBLES

CAREER		SEASON			
66	Sam Clancy	1977-81	26	Jerome Lane	1986-87
50	Billy Knight	1971-72	21	DeJuan Blair	2008-09
46	Jerome Lane	1985-88	21	Billy Knight	1973-74
42	Charles Smith	1984-88	20	Sam Clancy	1978-79
35	DeJuan Blair	2007-09	18	Aaron Gray	2003-06
35	Ricardo Greer	1997-01	18	Sam Clancy	1980-81
32	Brian Generalovich	1961-64	17	Jerome Lane	1987-88
33	Aaron Gray	2003-07	15	Aaron Gray	2006-07
31	Brian Shorter	1988-91	15	Sam Clancy	1977-78
			15	Billy Knight	1972-73
			15	Ricardo Greer	1999-00
			15	Charles Smith	1989-90
			15	Brian Shorter	1989-90

CONSECUTIVE GAMES	
11	Billy Knight, 12/15/73-1/27/74
8	Jerome Lane, 2/7/87-3/6/87
8	Jerome Lane, 12/8/86-12/29/86
7	Sam Clancy, 2/2/78-2/22/78
6	Jerome Lane, 1/3/87-1/17/87

30-PLUS POINT SCORING GAMES

CAREER		5		1956-57	
24	Don Hennon	1956-59	4	Billy Knight	1973-74
12	Billy Knight	1971-74	4	Charles Smith	1987-88
11	Larry Harris	1974-78	4	Larry Harris	1975-76
5	Clyde Vaughan	1980-84	4	Larry Harris	1976-77
4	Brian Shorter	1988-91	4	Clyde Vaughan	1983-84
4	Charles Smith	1984-88	3	Larry Harris	1977-78
4	Vonteeo Cummings	1995-99	3	Brian Generalovich	1961-64
4	Brian Generalovich	1961-64			

SEASON		CONSECUTIVE GAMES		
9	Don Hennon	1957-58	2	Don Hennon, seven times
9	Don Hennon	1958-59	2	Larry Harris, three times
6	Billy Knight	1972-73	2	Billy Knight, two times

10-PLUS ASSIST GAMES

CAREER		SEASON			
13	Darelle Porter	1987-91	9	Levance Fields	2008-09
11	Brandin Knight	1999-03	9	Darelle Porter	1989-90
9	Levance Fields	2005-09	6	Tray Woodall	2011-12
7	Tray Woodall	2008-12	5	Jerry McCullough	1993-94
6	Jerry McCullough	1991-96	5	Brandin Knight	2001-02
6	Sean Miller	1987-92			

10-PLUS REBOUND GAMES

CAREER		20		2005-06	
78	Sam Clancy	1977-81	19	Aaron Gray	2006-07
53	Jerome Lane	1985-86	18	Sam Clancy	1977-78
50	Billy Knight	1971-74	17	DeJuan Blair	2007-08
42	Charles Smith	1984-88	17	Sam Clancy	1979-80
41	DeJuan Blair	2007-09	16	Ricardo Greer	1999-00
39	Aaron Gray	2003-07	16	Billy Knight	1972-73
38	Ricardo Greer	1997-01	15	Brian Shorter	1989-90
35	Isaac Hawkins	1996-01	15	Charles Smith	1986-87
34	Brian Generalovich	1961-64	13	Brian Generalovich	1961-62
33	Brian Shorter	1988-91	13	Billy Knight	1971-72
32	Clyde Vaughan	1980-84	13	Brian Shorter	1988-89
25	Chris McNeal	1990-93	13	Isaac Hawkins	1998-99

SEASON		CONSECUTIVE GAMES		
28	Jerome Lane	1986-87	9	Sam Clancy, 12/29/77-1/25/78
24	DeJuan Blair	2008-09	9	Jerome Lane, 11/29/86-12/29/86
22	Sam Clancy	1978-79	8	Billy Knight, 1/10/73-2/5/73
21	Sam Clancy	1980-81	8	Jerome Lane, 1/25/88-2/22/88
21	Billy Knight	1973-74	7	Jerome Lane, 11/28/87-12/28/87
21	Jerome Lane	1987-88	7	Sam Clancy, 2/2/78-2/22/78

PERCENTAGE OF DOUBLE-FIGURE SCORING GAMES-CAREER

96.0	Don Hennon	1956-58	76.7	Sam Clancy	1977-81
88.0	Brian Shorter	1988-91	76.6	Clyde Vaughan	1980-84
86.8	Charles Smith	1984-88	76.4	Jason Matthews	1987-91
84.1	Larry Harris	1974-78	76.1	Ricardo Greer	1997-01

PERCENTAGE OF DOUBLE-FIGURE SCORING GAMES-SEASON

100.0	Larry Harris	1976-77	100.0	Larry Harris	1975-76
100.0	Don Hennon	1957-58	100.0	Billy Knight	1973-74
100.0	Larry Harris	1977-78	100.0	Clyde Vaughan	1982-83

20-PLUS REBOUND GAMES

CAREER		SEASON			
3	DeJuan Blair	2007-09	41	DeJuan Blair	2008-09
3	Jerome Lane	1985-88	2	Jerome Lane	1987-88
2	Billy Knight	1971-74			
1	Many players				

MULTIPLE GAME RECORDS

POINTS OVER TWO-GAME STRETCH		REBOUNDS OVER TWO-GAME STRETCH			
76	Don Hennon (31-Duquesne, 45-Duke)	12/14/56-12/21/56	41	DeJuan Blair (23-at Connecticut, 18-DePaul)	2/16/09-2/21/09
74	Larry Harris (35-Duquesne, at 39-Maryland)	2/12/77-2/15/77	38	Jerome Lane (21-at Connecticut, 17-Villanova)	2/21/87-2/23/87
72	Don Hennon (41-Geneva, 31-Westminster)	2/24/58-2/27/58	37	Jerome Lane (21-Florida, 16-at Georgetown)	1/2/88-1/6/88
70	Don Hennon (38-at West Virginia, 32-at Penn State)	2/25/56-3/3/56	37	Jerome Lane (19-Chicago State, 18-St. John's)	1/17/87-1/19/87
69	Don Hennon (28-at Michigan, 41-Ohio State)	12/1/58-12/3/58			

REBOUNDS OVER THREE-GAME STRETCH		
56	Jerome Lane (21-at Connecticut, 17-Villanova, 18-at St. John's)	2/21/87-2/28/87
52	Jerome Lane (21-Florida, 16-at Georgetown, 15-St. John's)	1/2/88-1/9/88
49	DeJuan Blair (23-at Connecticut, 18-DePaul, 8-at Providence)	2/16/09-2/24/09

3-POINTERS MADE OVER TWO-GAME STRETCH		
13	Jason Matthews (7-at Providence, 3/3/90, 6-vs. Boston College)	3/3/90-3/8/90

ASSISTS OVER TWO-GAME STRETCH		
29	Levance Fields (13-Robert Morris, 16-at DePaul)	2/2/09-2/7/09
24	Sean Miller (13-Seton Hall, 11-St. John's)	2/8/89-2/14/89
22	Levance Fields (10-Marquette, 12-Connecticut)	3/4/09-2/7/09



FIELD GOAL LEADERS

SINGLE GAME RECORDS

FIELD GOALS MADE
20 Don Hennon, vs. Duke 12/21/57

FIELD GOAL ATTEMPTS
42 Don Hennon, vs. Duke 1/21/57


FIELD GOAL PERCENTAGE (Min.: 10 FGA)
1.00 Brian Shorter (11-11), vs. Providence 2/11/90

CLASS RECORDS

FIELD GOALS MADE
Freshman: 155, Sam Clancy, 1977-78.
Sophomore: 226, DeJuan Blair, 2008-09.
Junior: 275, Billy Knight, 1972-73.
Senior: 270, Billy Knight, 1973-74.

FIELD GOAL ATTEMPTS
Freshman: 320, Sam Clancy, 1977-78.
Sophomore: 541, Don Hennon, 1956-57.
Junior: 654, Don Hennon, 1957-58.
Senior: 632, Don Hennon, 1958-59.

FIELD GOAL PERCENTAGE (Min. 125 FGM)
Freshman: .564, Rod Brookin, 1986-87.
Sophomore: .718, Chevon Troutman, 2002-03.
Junior: .654, Chevon Troutman, 2003-04.
Senior: .608, Ontario Lett, 2002-03.



During his career from 1996-2001, Isaac Hawkins connected on 51.6 percent of his field goals. Hawkins, who scored 1,127 career points, led the Panthers in field goal percentage in three of his four years played at Pitt.

SEASON RECORDS

FIELD GOALS MADE

FGM	Player (GP)	Year
275	Billy Knight (26)	1972-73
270	Billy Knight (28)	1973-74
267	Don Hennon (25)	1957-58
261	Sam Young (36)	2008-09
254	Sam Young (37)	2007-08
254	Larry Harris (27)	1976-77
254	Clyde Vaughan (31)	1983-84
242	Larry Harris (26)	1975-76
231	Don Hennon (24)	1958-59
228	Clyde Vaughan (28)	1982-83
226	DeJuan Blair (35)	2008-09
225	Don Hennon (27)	1956-57
224	Kirk Bruce (29)	1974-75

FIELD GOAL ATTEMPTS

FGA	Player (GP)	Year
654	Don Hennon (25)	1957-58
632	Don Hennon (24)	1958-59
541	Don Hennon (27)	1956-57
530	Billy Knight (26)	1972-73
526	Clyde Vaughan (31)	1983-84
525	Billy Knight (28)	1973-74
520	Sam Young (36)	2008-09
510	Ed Pavlick (26)	1954-55
505	Sam Young (37)	2007-08
494	Larry Harris (27)	1976-77

FIELD GOAL PERCENTAGE (Minimum 5 FGM/G)

Pct.	Player (FGM-A)	Year
.600	Brian Shorter (204-340)	1988-89
.593	DeJuan Blair (226-381)	2008-09
.580	Chris Taft (159-274)	2004-05
.569	Curtis Aiken (177-311)	1985-86
.568	Jerome Lane (187-329)	1986-87
.568	Eric Mobley (155-273)	1993-94
.566	Chevon Troutman (151-267)	2004-05
.565	Aaron Gray (204-361)	2006-07
.564	Rod Brookin (127-225)	1986-87
.558	Charles Smith (211-378)	1987-88
.555	Demetreus Gore (197-355)	1985-86
.550	Charles Smith (180-327)	1986-87

CAREER RECORDS

FIELD GOALS MADE

FGM	Player (GP)	Year
803	Larry Harris (107)	1974-78
770	Clyde Vaughan (120)	1980-84
750	Billy Knight (78)	1971-74
723	Don Hennon (76)	1956-59
716	Sam Young (143)	2005-09
707	Charles Smith (122)	1984-88
672	Ricardo Greer (117)	1997-01
656	Sam Clancy (116)	1977-81
645	Demetreus Gore (122)	1984-88
562	Ashton Gibbs (137)	2008-12
554	Vonteego Cummings (103)	1995-99
550	Jason Matthews (123)	1987-91

FIELD GOAL ATTEMPTS

FGA	Player (GP)	Year
1827	Don Hennon (76)	1956-58
1599	Clyde Vaughan (120)	1980-83
1584	Larry Harris (107)	1974-77
1468	Ricardo Greer (117)	1997-00
1438	Sam Young (143)	2005-09
1436	Billy Knight (78)	1971-73
1362	Sam Clancy (116)	1977-80
1360	Ashton Gibbs (137)	2008-12
1347	Demetreus Gore (122)	1984-87
1324	Charles Smith (122)	1984-87
1309	Vonteego Cummings (103)	1995-98
1233	Brandin Knight (127)	1999-02

FIELD GOAL PERCENTAGE (Minimum 400 FGA)

Pct.	Player (FGM-A)	Year
.625	Chevon Troutman (486-778)	2001-05
.589	Ontario Lett (245-416)	2001-03
.569	Chris Taft (321-564)	2003-05
.568	DeJuan Blair (394-694)	2007-09
.557	Eric Mobley (371-666)	1991-94
.550	Aaron Gray (434-789)	2003-07
.538	Brian Shorter (540-1004)	1988-91
.534	Charles Smith (707-1324)	1984-88
.533	Nasir Robinson (407-764)	2008-12
.525	Jerome Lane (436-831)	1985-88
.522	Billy Knight (750-1436)	1971-74

ANNUAL FIELD GOAL PCT. LEADERS

(Minimum 100 Field Goal Attempts)

Year	Player	FG	FGA	Pct.
1948-49	Sam David	145	330	.439
1949-50	George Hromanik	44	108	.407
1950-51	Michael Belich	161	463	.348
1951-52	Michael Zernich	115	278	.414
1952-53	Don Virostek	108	263	.411
1953-54	Clarence Burch	110	284	.387
1954-55	Ed Pavlick	214	510	.419
1955-56	Julius Pegues	91	231	.420
1956-57	Julius Pegues	102	233	.437
1958-59	Chuck Hursh	80	190	.495
1958-59	John Mills	50	106	.472
1959-60	John Fridley	120	268	.448
1960-61	Don Steinhart	69	170	.406
1962-62	Dave Sauer	90	196	.459
1992-63	Dave Roman	146	286	.511
1963-64	Dave Roman	120	259	.463
1964-65	Daryle Ruby	140	321	.436
1965-66	Ken Bollens	50	101	.495
1966-67	Len Kalata	95	231	.411
1967-68	Ken Bollens	62	130	.477
1968-69	Jerry Causar	71	166	.421
1969-70	Paul O'Gorek	107	239	.447
1970-71	Bill Downes	73	125	.584
1971-72	Billy Knight	205	381	.538
1972-73	Billy Knight	275	530	.518
1973-74	Billy Knight	270	525	.514
1974-75	Kirk Bruce	224	449	.499
1975-76	Larry Harris	242	475	.509
1976-77	Larry Harris	254	494	.494
1977-78	Larry Harris	217	415	.523
1978-79	Wayne Williams	108	220	.491
1979-80	Carlton Neverson	158	307	.515
1980-81	Sam Clancy	203	410	.495
1981-82	Andre Williams	75	138	.543
1982-83	Trent Johnson	96	194	.495
1983-84	Andre Williams	86	170	.507
1984-85	Keith Armstrong	86	153	.562
1985-86	Curtis Aiken	177	311	.569
1986-87	Jerome Lane	187	329	.568
1987-88	Charles Smith	211	378	.558
1988-89	Brian Shorter	204	340	.600
1989-90	Bobby Martin	145	270	.537
1990-91	Bobby Martin	97	197	.492
1991-92	Darren Morningstar	164	326	.503
1992-93	Eric Mobley	117	216	.542
1993-94	Eric Mobley	155	273	.568
1994-95	Jamie Peterson	153	298	.513
1995-96	Chad Varga	132	270	.489
1996-97	Gerald Jordan	81	152	.533
1997-98	Isaac Hawkins	159	294	.541
1998-99	Isaac Hawkins	149	309	.482
1999-00	Chris Seabrooks	128	242	.529
2000-01	Isaac Hawkins	125	230	.543
2001-02	Ontario Lett	118	207	.570
2002-03	Chevon Troutman	135	188	.718
2003-04	Chevon Troutman	136	208	.654
2004-05	Chris Taft	159	274	.580
2005-06	Aaron Gray	170	323	.526
2006-07	Aaron Gray	204	361	.565
2007-08	DeJuan Blair	168	313	.537
2008-09	DeJuan Blair	226	381	.593
2009-10	Gary McGhee	94	151	.623
2010-11	Dante Taylor	69	112	.616
2011-12	Dante Taylor	86	149	.577



THREE-POINT FIELD GOAL LEADERS

SINGLE GAME RECORDS

THREE-POINT FIELD GOALS MADE

8	Andre Alridge, vs. Georgia	12/17/94
8	Jason Maile, vs. Villanova	2/12/97

THREE-POINT FIELD GOAL ATTEMPTS

15	Ashton Gibb, vs. VMI	12/6/11
15	Ashton Gibbs, vs. Indiana	12/8/09
15	Andre Alridge, vs. Georgia	12/17/94

THREE-POINT FG PERCENTAGE (Min.: 6 FGA)

1.00	Sean Miller (6-6), vs. Seton Hall	2/11/91
1.00	Sean Miller (6-6), vs. St. Francis, Pa.	12/2/87

CLASS RECORDS

THREE-POINT FG MADE

Freshman: 58, Sean Miller, 1987-88.
Sophomore: 78, Ashton Gibbs, 2009-10.
Junior: 102, Ashton Gibbs, 2010-11.
Senior: 87, Jason Matthews, 1990-91.

THREE-POINT FG ATTEMPTS

Freshman: 133, Sean Miller, 1987-88.
Sophomore: 200, Ashton Gibbs, 2009-10.
Junior: 261, Brandin Knight, 2001-02.
Senior: 235, Ashton Gibbs, 2011-12.


THREE-POINT PERCENTAGE (Min. 30 3FGM)

Freshman: .439, Ashton Gibbs, 2008-09.
Sophomore: .494, Donatas Zavackas, 2000-01.
Junior: .490, Ashton Gibbs, 2010-11.
Senior: .447, Garrick Thomas, 1995-96.

ANNUAL THREE POINT PCT. LEADERS

(Minimum One 3FGA Per Game)

Year	Player	3FGM	3FGA	Pct.
1986-87	Curtis Aiken	46	117	.393
1987-88	Jason Matthews	26	58	.448
1988-89	Jason Matthews	66	137	.482
1989-90	Jason Matthews	80	175	.457
1990-91	Jason Matthews	87	197	.442
1991-92	Orlando Antigua	15	36	.417
1992-93	Orlando Antigua	14	39	.359
1993-94	Orlando Antigua	47	112	.420
1994-95	Jason Maile	58	142	.408
1995-96	Garrick Thomas	42	94	.447
1996-97	Vonteego Cummings	42	105	.400
1997-98	Jarrett Lockhart	60	160	.381
1998-99	Kellii Taylor	37	109	.339
1999-00	Donatas Zavackas	14	42	.333
2000-01	Donatas Zavackas	41	83	.494
2001-02	Brandin Knight	93	261	.356
2002-03	Donatas Zavackas	51	115	.443
2003-04	Carl Krauser	48	144	.333
2004-05	Antonio Graves	36	78	.462
2005-06	Ronald Ramon	44	118	.415
2006-07	Ronald Ramon	74	164	.451
2007-08	Sam Young	44	115	.383
2008-09	Sam Young	54	145	.372
2009-10	Ashton Gibbs	78	200	.390
2010-11	Ashton Gibbs	102	208	.490
2011-12	Lamar Patterson	41	100	.410



One of the best shooters in school history, Jason Matthews (1987-91) ranks among the NCAA top-20 in all-time 3-point percentage (12th at .457) and free throw percentage (18th at .878). Additionally, he heads the Big East career 3-point field goal percentage list, converting on 46.6 percent of his treys in league play.

SEASON RECORDS

THREE-POINT FG MADE

3FGM	Player (GP)	Year
102	Ashton Gibbs (34)	2010-11
93	Brandin Knight (35)	2001-02
87	Jason Matthews (33)	1990-91
85	Jason Maile (33)	1996-97
81	Ashton Gibbs (37)	2011-12
80	Jason Matthews (29)	1989-90
78	Ashton Gibbs (34)	2009-10
74	Ronald Ramon (37)	2006-07
68	Sean Miller (33)	1990-91
67	Ronald Ramon (37)	2007-08
67	Carl Krauser (33)	2005-06
66	Jason Matthews (30)	1988-89
64	Andre Alridge (27)	1994-95
61	Jarrett Lockhart (28)	1999-00
61	Jarrett Lockhart (27)	1997-98

THREE-POINT FG ATTEMPTS

3FGA	Player (GP)	Year
261	Brandin Knight (35)	2001-02
235	Ashton Gibbs (37)	2011-12
217	Jason Maile (33)	1996-97
208	Ashton Gibbs (34)	2010-11
200	Ashton Gibbs (34)	2009-10
197	Jason Matthews (33)	1990-91
187	Jarrett Lockhart (28)	1999-00
185	Brandin Knight (33)	2002-03
183	Andre Alridge (27)	1994-95
182	Julius Page (35)	2001-02
182	Carl Krauser (33)	2005-06

THREE-POINT PERCENTAGE (Min. 1 3FGM/G)

Pct.	Player (3FGM-A)	Year
.494	Donatas Zavackas (41-83)	2000-01
.490	Ashton Gibbs (102-208)	2010-11
.482	Jason Matthews (66-137)	1988-89
.462	Antonio Graves (36-78)	2004-05
.457	Jason Matthews (80-175)	1989-90
.451	Ronald Ramon (74-164)	2006-07
.448	Jason Matthews (26-58)	1987-88
.447	Garrick Thomas (42-94)	1995-96
.443	Donatas Zavackas (51-115)	2002-03
.442	Jason Matthews (87-197)	1990-91
.439	Ashton Gibbs (36-82)	2008-09
.436	Sean Miller (58-133)	1987-88
.436	Sean Miller (68-156)	1990-91

CAREER RECORDS

THREE-POINT FG MADE

3FGM	Player (GP)	Year
297	Ashton Gibbs (137)	2008-12
259	Jason Matthews (123)	1987-91
239	Sean Miller (128)	1987-92
233	Ronald Ramon (135)	2004-08
210	Julius Page (100)	2000-04
209	Brandin Knight (127)	1999-03
196	Jason Maile (111)	1992-97
190	Carl Krauser (126)	2002-06
167	Jarrett Lockhart (103)	1996-00
159	Levance Fields (131)	2005-09
152	Jerry McCullough (111)	1991-97
147	Donatas Zavackas (118)	1999-03
134	Vonteego Cummings (103)	1995-99

THREE-POINT FG ATTEMPTS

3FGA	Player (GP)	Year
725	Ashton Gibbs (137)	2008-12
654	Brandin Knight (127)	1999-03
624	Julius Page (100)	2000-04
590	Ronald Ramon (135)	2004-08
574	Sean Miller (128)	1987-92
567	Jason Matthews (123)	1987-91
517	Carl Krauser (126)	2002-06
504	Jarrett Lockhart (103)	1996-00
500	Jason Maile (111)	1992-97
477	Jerry McCullough (111)	1991-96
459	Levance Fields (131)	2005-09

THREE-POINT PERCENTAGE (Min. 1 3FGM/G)

Pct.	Player (3FGM-A)	Year
.457	Jason Matthews (259-567)	1987-91
.416	Sean Miller (239-574)	1987-92
.410	Ashton Gibbs (297-725)	2008-12
.409	Rod Brookin (94-230)	1986-90
.405	Donatas Zavackas (147-363)	1999-03
.395	Ronald Ramon (233-590)	2004-08
.392	Jason Maile (196-500)	1992-97
.386	Orlando Antigua (117-303)	1991-95
.379	Antonio Graves (119-314)	2003-07
.368	Carl Krauser (190-517)	2002-06
.367	Garrick Thomas (108-294)	1992-96
.358	Andre Alridge (110-307)	1992-96
.356	Sam Young (115-323)	2005-09
.337	Julius Page (210-624)	2000-04



Jason Maile converted eight 3-pointers vs. Villanova (1997) to tie the school's single-game record.



FREE THROW LEADERS

SINGLE GAME RECORDS

FREE THROWS MADE
18 Charles Smith, vs. Boston College 1/21/85

FREE THROW ATTEMPTS
23 Brian Shorter, at West Virginia 12/9/89

FREE THROW PERCENTAGE (Min. 14 FTA)
1.000 Jerry McCullough (15-15), vs. Marshall 12/5/92
1.000 Brian Shorter (14-14), vs. Syracuse 1/7/91
1.000 Ashton Gibbs (14-14), at Seton Hall 1/24/10

CLASS RECORDS

FREE THROWS MADE
Freshman: 133, Charles Smith, 1984-85.
Sophomore: 178, Brian Shorter, 1988-89.
Junior: 204, Brian Shorter, 1989-90.
Senior: 170, Brian Shorter, 1990-91.

FREE THROW ATTEMPTS
Freshman: 175, Charles Smith, 1984-85.
Sophomore: 249, Brian Shorter, 1988-89.
Junior: 308, Brian Shorter, 1989-90.
Senior: 276, Ed Pavlick, 1954-55.

FREE THROW PERCENTAGE (Min. 50 FTM)
Freshman: .851, Sean Miller, 1987-88.
Sophomore: .914, Sean Miller, 1988-89.
Junior: .905, Sean Miller, 1990-91.
Senior: .877, Bill Mauro, 1959-60.

SEASON RECORDS

FREE THROWS MADE


FTM	Player (GP)	Year
204	Brian Shorter (29)	1989-90
202	Charles Smith (33)	1986-87
194	Ed Pavlick (26)	1954-55
178	Brian Shorter (30)	1988-89
170	Brian Shorter (33)	1990-91
162	Charles Smith (31)	1987-88
157	Clyde Vaughan (28)	1982-83
155	Don Hennon (24)	1958-59
153	John Riser (27)	1956-57
149	Sammie Ellis (27)	1979-80
147	Jason Matthews (33)	1990-91
144	Jerome Lane (33)	1986-87

FREE THROW ATTEMPTS

FTA	Player (GP)	Year
308	Brian Shorter (29)	1989-90
276	Ed Pavlick (26)	1954-55
275	Charles Smith (33)	1986-87
249	Brian Shorter (30)	1988-89
230	Jerome Lane (33)	1986-87
221	Brian Shorter (33)	1990-91
213	Clyde Vaughan (28)	1982-83
212	Charles Smith (31)	1987-88
206	John Riser (27)	1956-57
205	Bobby Martin (30)	1988-89
201	Sammie Ellis (27)	1979-80

FREE THROW PERCENTAGE (Min. 2.5 FTM/G)

Pct.	Player (FTM-A)	Year
.914	Sean Miller (74-81)	1988-89
.905	Sean Miller (76-84)	1990-91
.899	Jason Matthews (142-158)	1988-89
.892	Jason Matthews (141-158)	1989-90
.889	Ashton Gibbs (80-90)	2010-11
.884	Ashton Gibbs (137-155)	2009-10
.877	Bill Mauro (64-73)	1959-60
.873	Sean Miller (110-126)	1991-92
.862	Pete Smith (50-58)	1967-68
.861	Andre Williams (62-72)	1982-83
.860	Jason Matthews (147-171)	1990-91
.851	Pete Smith (57-67)	1966-67



Sean Miller ranks first at Pitt for his 88.5 percent career free throw shooting. Miller also owns three of the top six single-season free throw percentage performances.

CAREER RECORDS

FREE THROWS MADE

FTM	Player (GP)	Year
628	Charles Smith (122)	1984-88
552	Brian Shorter (92)	1988-91
493	Clyde Vaughan (120)	1980-84
481	Jason Matthews (123)	1987-91
448	Bobby Martin (117)	1987-91
444	Carl Krauser (126)	2002-06
434	Jerry McCullough (111)	1991-96
395	Don Hennon (76)	1956-59
376	John Riser (78)	1954-57
371	Calvin Sheffield (73)	1961-64
359	Sam Clancy (116)	1977-81
341	Jerome Lane (93)	1985-88
340	Julius Pegues (77)	1954-57

FREE THROW ATTEMPTS

FTA	Player (GP)	Year
834	Charles Smith (122)	1984-88
778	Brian Shorter (92)	1988-91
696	Clyde Vaughan (120)	1980-84
641	Bobby Martin (117)	1987-91
597	Jerry McCullough (111)	1991-96
592	Carl Krauser (126)	2002-06
566	John Riser (78)	1954-57
548	Jason Matthews (123)	1987-91
543	Jerome Lane (93)	1985-88
538	Sam Clancy (116)	1977-81
505	Calvin Sheffield (73)	1961-64

FREE THROW PERCENTAGE (Min. 175 FTM)

Pct.	Player (FTM-A)	Year
.885	Sean Miller (317-358)	1987-92
.878	Jason Matthews (481-548)	1987-91
.872	Ashton Gibbs (327-375)	2008-12
.823	Don Hennon (395-480)	1956-59
.808	Mike Paul (198-245)	1969-72
.807	Donatas Zavackas (302-374)	1999-03
.806	Bob Lovett (183-227)	1963-66
.801	Ronald Ramon (181-226)	2004-08
.790	Demetreus Gore (241-305)	1984-88
.783	Terry Knight (177-226)	1974-79
.778	Larry Harris (308-396)	1974-78
.761	Brian Generalovich (274-360)	1961-64


ANNUAL FREE THROW PCT. LEADERS

(Minimum 50 FT attempts)

Year	Player	FT	FTA	Pct.
1947-48	Sam David	100	138	.725
1948-49	Sam David	100	149	.671
1949-50	George McCrossin	41	61	.683
1950-51	Michael Zernich	68	101	.673
1951-52	Don Virostek	49	67	.731
1952-53	Michael Zernich	113	174	.649
1953-54	Clarence Burch	143	199	.719
1954-55	Ed Pavlick	194	276	.703
1955-56	Bob Lazor	117	157	.745
1956-57	Don Hennon	123	149	.826
1957-58	Don Hennon	117	140	.836
1958-59	Don Hennon	155	191	.812
1959-60	Bill Mauro	64	73	.877
1960-61	Don Steinhart	56	77	.727
1961-62	Brian Generalovich	89	113	.788
1962-63	Dave Roman	67	85	.788
1963-64	Calvin Sheffield	141	191	.738
1964-65	Bob Lovett	81	96	.844
1965-66	Larry Szykowny	73	91	.802
1966-67	Pete Smith	57	67	.851
1967-68	Pete Smith	50	58	.862
1968-69	Mike Caldwell	48	55	.873
1969-70	Kent Scott	49	61	.803
1970-71	Kent Scott	52	63	.825
1971-72	Mike Paul	84	99	.848
1972-73	Billy Knight	67	89	.752
1973-74	Billy Knight	69	89	.775
1974-75	Keith Starr	69	93	.742
1975-76	Larry Harris	90	117	.769
1976-77	Larry Harris	109	133	.819
1977-78	Larry Harris	82	102	.804
1978-79	Terry Knight	99	121	.818
1979-80	Carlton Neverson	56	73	.767
1980-81	Dwayne Wallace	76	100	.760
1981-82	Darrell Gissendanner	64	77	.831
1982-83	Andre Williams	62	72	.861
1983-84	George Allen	95	119	.798
1984-85	Chip Watkins	52	67	.776
1985-86	Demetreus Gore	72	86	.837
1986-87	Demetreus Gore	73	94	.777
1987-88	Sean Miller	57	67	.851
1988-89	Sean Miller	74	81	.914
1989-90	Jason Matthews	141	158	.892
1990-91	Sean Miller	76	84	.905
1991-92	Sean Miller	110	126	.873
1992-93	Brian Bush	45	58	.776
1993-94	Chris Gant	66	85	.776
1994-95	Jason Maille	52	64	.813
1995-96	Jerry McCullough	118	157	.752
1996-97	Jason Maille	53	66	.803
1997-98	Ricardo Greer	48	66	.727
1998-99	Ricardo Greer	68	97	.701
1999-00	Donatas Zavackas	43	56	.768
2000-01	Donatas Zavackas	69	84	.821
2001-02	Donatas Zavackas	114	140	.814
2002-03	Donatas Zavackas	76	94	.809
2003-04	Carl Krauser	139	179	.777
2004-05	Carl Krauser	141	188	.750
2005-06	Ronald Ramon	54	65	.831
2006-07	Ronald Ramon	59	68	.868
2007-08	Gilbert Brown	51	68	.750
2008-09	Brad Wanamaker	53	71	.746
2009-10	Ashton Gibbs	137	155	.884
2010-11	Ashton Gibbs	80	90	.889
2011-12	Ashton Gibbs	94	110	.855



ASSISTS LEADERS



Brandin Knight holds school records for both career assists and career assist average.

SINGLE GAME RECORDS

ASSISTS			
16	Levance Fields	at DePaul	2/7/09
16	Bob Shrewsbury	South Carolina	2/14/76
15	Carl Krauser	at West Virginia	2/5/05
14	Brandin Knight	West Virginia	3/2/02
14	Brandin Knight	vs. Miami	3/8/02
14	Darelle Porter	Syracuse	1/23/90
13	Tray Woodall	Binghamton	11/17/09
13	Brad Wanamaker	Providence	3/4/10
13	Billy Culbertson	Seton Hall	2/22/83
13	Cleveland Edwards	Marshall	1/26/69
13	Cleveland Edwards	Syracuse	2/13/70
13	Darelle Porter	Oklahoma State	12/1/90
13	Jerry McCullough	Georgetown	1/10/96
13	Pete Strickland	Villanova	3/3/78
13	Sean Miller	Seton Hall	2/18/89
13	Sean Miller	Boston College	3/3/92
13	Levance Fields	Cincinnati	2/14/09
13	Levance Fields	Robert Morris	2/2/09
13	Levance Fields	South Florida	1/14/09
12	Levance Fields	Connecticut	3/7/09
12	Levance Fields	Miami, Ohio	11/17/08
12	Andre Alridge	Prairie View A&M	12/23/95
12	Darelle Porter	West Virginia	1/28/90
12	Darelle Porter	Boston College	1/31/90
12	Darelle Porter	Siena	11/28/90
12	Darelle Porter	Northwestern	12/28/88
12	Darelle Porter	Providence	2/11/90
12	Darelle Porter	West Virginia	12/8/90
12	Jeremy Holmes	Norfolk State	12/1/99
12	Jerry McCullough	at Miami, Fla.	2/1/94
12	Jerry McCullough	at Syracuse	1/8/94
12	Sean Miller	Penn State	3/18/92

ANNUAL ASSISTS LEADERS

Year	Player	Total	GP	Avg.
1970-71	Bill Downes	85	24	3.5
1971-72	Cleveland Edwards	108	20	5.4
1972-73	Billy Knight	77	26	3.0
1973-74	Tom Richards	98	28	3.5
1974-75	Keith Starr	180	29	6.2
<hr/>				
1975-76	Bob Shrewsbury	147	26	5.7
1976-77	Pete Strickland	108	25	4.3
1977-78	Pete Strickland	110	26	4.2
1978-79	Pete Strickland	111	29	3.8
1979-80	Dwayne Wallace	103	24	4.3
<hr/>				
1980-81	Dwayne Wallace	137	31	4.4
1981-82	Dwayne Wallace	187	30	6.2
1982-83	Billy Culbertson	143	28	5.1
1983-84	Billy Culbertson	169	31	5.5
1984-85	Curtis Aiken	123	29	4.2
<hr/>				
1985-86	Joey David	105	29	3.6
1986-87	Mike Goodson	159	33	4.8
1987-88	Sean Miller	180	31	5.8
1988-89	Sean Miller	181	30	6.0
1989-90	Darelle Porter	229	29	7.9
<hr/>				
1990-91	Darelle Porter	168	33	5.1
1991-92	Sean Miller	224	34	6.6
1992-93	Jerry McCullough	156	28	5.6
1993-94	Jerry McCullough	175	25	7.0
1994-95	Andre Alridge	156	27	5.8
<hr/>				
1995-96	Jerry McCullough	133	25	5.3
1996-97	Vonteego Cummings	140	33	4.2
1997-98	Vonteego Cummings	154	26	5.9
1998-99	Vonteego Cummings	112	26	4.3
1999-00	Brandin Knight	154	28	5.5
<hr/>				
2000-01	Brandin Knight	171	31	5.5
2001-02	Brandin Knight	251	35	7.2
2002-03	Brandin Knight	209	33	6.3
2003-04	Carl Krauser	145	32	4.5
2004-05	Carl Krauser	170	29	5.9
<hr/>				
2005-06	Carl Krauser	160	33	4.8
2006-07	Levance Fields	169	37	4.6
2007-08	Levance Fields	133	25	5.3
	Ronald Ramon	133	37	3.6
2008-09	Levance Fields	270	36	7.5
<hr/>				
2009-10	Brad Wanamaker	160	34	4.7
2010-11	Brad Wanamaker	174	34	5.1
2011-12	Tray Woodall	171	28	6.1

SEASONS RECORDS

ASSISTS		
Total	Player (GP)	Year
270	Levance Fields (36)	2008-09
251	Brandin Knight (35)	2001-02
229	Darelle Porter (29)	1989-90
224	Sean Miller (34)	1991-92
209	Brandin Knight (33)	2002-03
187	Dwayne Wallace (30)	1981-82
181	Sean Miller (30)	1988-89
180	Sean Miller (31)	1987-88
180	Keith Starr (29)	1974-75
175	Jerry McCullough (25)	1993-94
174	Brad Wanamaker (34)	2010-11
171	Tray Woodall (28)	2011-12
171	Brandin Knight (31)	2000-01
170	Carl Krauser (29)	2004-05
169	Levance Fields (37)	2006-07
169	Billy Culbertson (28)	1983-84
168	Darelle Porter (33)	1990-91
160	Two players	

ASSISTS AVERAGE (Minimum 20 GP)

Avg.	Player (GP)	Year
7.9	Darelle Porter (29)	1989-90
7.5	Levance Fields (36)	2008-09
7.2	Brandin Knight (35)	2001-02
7.0	Jerry McCullough (25)	1993-94
6.6	Sean Miller (34)	1991-92
6.3	Brandin Knight (33)	2002-03
6.2	Dwayne Wallace (30)	1981-82
6.2	Keith Starr (29)	1974-75
6.1	Tray Woodall (28)	2011-12
6.0	Sean Miller (30)	1988-89
6.0	Clarence Burch (22)	1951-52
5.9	Vonteego Cummings (26)	1997-98
5.9	Carl Krauser (29)	2004-05

ASSIST:TURNOVER RATIO (Since 1978-79)

Avg.	Player (GP)	Year
3.80	Levance Fields (36)	2008-09
2.95	Levance Fields (25)	2007-08
2.61	Ronald Ramon (37)	2007-08
2.41	Levance Fields (37)	2006-07
2.41	Sean Miller (33)	1990-91
2.38	Sean Miller (34)	1991-92
2.37	Darelle Porter (33)	1990-91
2.34	Tray Woodall (34)	2010-11
2.29	Darelle Porter (29)	1989-90
2.27	Sean Miller (31)	1987-88

CAREER RECORDS

ASSISTS		
Total	Player (GP)	Year
785	Brandin Knight (127)	1999-03
744	Sean Miller (128)	1987-92
645	Levance Fields (131)	2005-09
617	Darelle Porter (123)	1987-91
568	Carl Krauser (126)	2002-06
552	Jerry McCullough (111)	1991-96
458	Vonteego Cummings (103)	1995-99
454	Brad Wanamaker (100)	2007-11
436	Dwayne Wallace (101)	1978-82
413	Tray Woodall (106)	2008-12
378	Curtis Aiken (120)	1983-87
373	Ricardo Greer (117)	1997-01
363	Pete Strickland (104)	1975-79
343	Billy Culbertson (78)	1981-84
339	Ronald Ramon (135)	2004-08
329	Keith Starr (78)	1972-75
307	Tom Richards (101)	1972-76

ASSISTS AVERAGE (Minimum 50 GP)

Avg.	Player (GP)	Year
6.2	Brandin Knight (127)	1999-03
5.8	Sean Miller (128)	1987-92
5.0	Darelle Porter (123)	1987-91
5.0	Jerry McCullough (111)	1991-96
4.9	Levance Fields (131)	2005-09
4.5	Carl Krauser (126)	2002-06
4.4	Vonteego Cummings (103)	1995-99
4.4	Billy Culbertson (78)	1981-84
4.3	Dwayne Wallace (101)	1978-82
4.2	Keith Starr (78)	1972-75

ASSIST:TURNOVER RATIO (Since 1978-79)

Avg.	Player (GP)	Year
2.89	Levance Fields (131)	2005-09
2.32	Sean Miller (128)	1987-92
2.04	Ronald Ramon (135)	2004-08
2.03	Tray Woodall (106)	2008-12
1.95	Darelle Porter (123)	1987-91
1.95	Lamar Patterson (79)	2009-12
1.93	Brandin Knight (127)	1999-03
1.88	Billy Culbertson (78)	1981-84
1.80	Jerry McCullough (111)	1991-96
1.77	Brad Wanamaker (134)	2007-11
1.53	Curtis Aiken (120)	1983-87
1.49	Antonio Graves (130)	2003-07
1.47	Dwayne Wallace (101)	1978-92
1.47	Ashton Gibbs (137)	2008-12

CLASS RECORDS

TOTAL ASSISTS

Freshman: 180, Sean Miller, 1987-88.
Sophomore: 181, Sean Miller, 1988-89.
Junior: 251, Brandin Knight, 2001-02.
Senior: 270, Levance Fields, 2008-09.

ASSISTS AVERAGE

Freshman: 5.8, Sean Miller, 1987-88.
Sophomore: 6.0, Sean Miller, 1988-89.
Junior: 7.9, Darelle Porter, 1989-90.
Senior: 7.5, Levance Fields, 2008-09.

ASSIST:TURNOVER RATIO

Freshman: 2.27, Sean Miller, 1987-88.
Sophomore: 2.41, Levance Fields, 2006-07.
Junior: 2.95, Levance Fields, 2007-08.
Senior: 3.80, Levance Fields, 2008-09.



BLOCKED SHOTS LEADERS

SINGLE GAME RECORDS

BLOCKED SHOTS

7	Chris Taft	Murray State	12/20/03
7	Gary McGhee	vs. Duquesne	12/1/10
7	Bobby Martin	Seton Hall	1/20/90
7	Carlton Neverson	West Virginia	1/21/81
7	Charles Smith	Florida	1/2/88
7	Charles Smith	Duquesne	1/20/86
7	Charles Smith	Indiana, Pa.	1/29/86
7	Charles Smith	Robert Morris	11/28/87
7	Charles Smith	Alabama	12/29/87
7	Charles Smith	Syracuse	2/9/87
7	Attila Cosby	UM-Balt. County	11/13/98
7	Attila Cosby	at Connecticut	2/14/98
7	Charles Smith	Connecticut	3/1/88
7	Mark Blount	Connecticut	12/4/96
7	Sam Clancy	Penn State	2/18/78
6	Gary McGhee	at Marquette	2/18/10
6	Charles Smith	Duquesne	1/12/87
6	Charles Smith	Westminster	1/2/85
6	Charles Smith	Boston College	1/22/86
6	Charles Smith	Boston College	1/24/87
6	Charles Smith	West Virginia	12/13/86
6	Charles Smith	vs. Florida State	12/28/87
6	Charles Smith	at Providence	2/19/86
6	Charles Smith	at Providence	2/7/87
6	Mel Bennett	Saint Joseph's	12/14/74
6	Khem Birch	Robert Morris	11/27/11
6	Eric Mobley	Providence	2/8/94
6	Eric Mobley	at Seton Hall	3/5/94
6	Jaime Peterson	Duquesne	12/19/94
6	Jaime Peterson	Connecticut	1/11/95

ANNUAL BLOCKED SHOTS LEADERS

Year	Player	Total	GP	Avg.
1974-75	Mel Bennett	70	29	2.4
1975-76	Willie Kelly	34	26	1.3
1976-77	Michael Rice	16	24	0.7
1977-78	Sam Clancy	53	27	2.0
1978-79	Sam Clancy	27	29	0.9
1979-80	Sam Clancy	50	29	1.7
1980-81	Sam Clancy	40	31	1.3
1981-82	Steve Beatty	13	25	0.5
1982-83	Keith Armstrong	12	24	0.5
1983-84	Keith Armstrong	56	31	1.8
1984-85	Charles Smith	63	29	2.2
1985-86	Charles Smith	81	29	2.8
1986-87	Charles Smith	106	33	3.2
1987-88	Charles Smith	96	31	3.1
1988-89	Bobby Martin	30	30	1.0
1989-90	Bobby Martin	34	29	1.2
1990-91	Bobby Martin	27	27	1.0
1991-92	Eric Mobley	57	33	1.7
1992-93	Eric Mobley	52	28	1.9
1993-94	Eric Mobley	75	27	2.8
1994-95	Jamie Peterson	70	28	2.5
1995-96	Mark Blount	27	27	1.0
1996-97	Mark Blount	78	29	2.7
1997-98	Attila Cosby	53	27	2.0
1998-99	Attila Cosby	43	28	1.5
1999-00	Chris Seabrooks	30	28	1.1
2000-01	Isaac Hawkins	39	32	1.2
2001-02	Ontario Lett	37	35	1.1
2002-03	Ontario Lett	39	33	1.2
2003-04	Chris Taft	60	36	1.7
2004-05	Chris Taft	50	29	1.7
2005-06	Aaron Gray	49	33	1.5
2006-07	Aaron Gray	62	36	1.7
2007-08	Sam Young	42	37	1.1
2008-09	DeJuan Blair	34	35	0.9
2009-10	Gary McGhee	59	34	1.7
2010-11	Gary McGhee	44	34	1.3
2011-12	Dante Taylor	25	37	0.7

SEASON RECORDS

BLOCKED SHOTS

Total	Player (GP)	Year
106	Charles Smith (33)	1986-87
96	Charles Smith (31)	1987-88
81	Charles Smith (29)	1985-86
78	Mark Blount (29)	1996-97
75	Eric Mobley (27)	1993-94
70	Jaime Peterson (28)	1994-95
70	Mel Bennett (29)	1974-75
63	Charles Smith (29)	1984-85
62	Aaron Gray (36)	2006-07
60	Chris Taft (36)	2003-04
59	Gary McGhee (34)	2009-10
57	Eric Mobley (33)	1991-92
56	Keith Armstrong (31)	1983-84
53	Attila Cosby (27)	1997-98
53	Sam Clancy (27)	1977-78
52	Eric Mobley (29)	1992-93
50	Sam Clancy (29)	1979-80
50	Chris Taft (29)	2004-05
49	Aaron Gray (33)	2005-06
45	Isaac Hawkins (27)	1997-98
44	Gary McGhee (34)	2010-11
43	Attila Cosby (28)	1998-99

BLOCKED SHOTS AVERAGE (Minimum: 20)

Total	Player (GP)	Year
3.2	Charles Smith (33)	1986-87
3.1	Charles Smith (31)	1987-88
2.8	Charles Smith (29)	1985-87
2.8	Eric Mobley (27)	1993-94
2.7	Mark Blount (29)	1996-97
2.5	Jaime Peterson (28)	1994-95
2.4	Mel Bennett (29)	1974-75
2.2	Charles Smith (29)	1984-85
2.0	Sam Clancy (27)	1977-78
2.0	Attila Cosby (27)	1997-98
1.9	Eric Mobley (28)	1992-93
1.8	Keith Armstrong (31)	1983-84
1.7	Gary McGhee (34)	2009-10
1.7	Chris Taft (36)	2003-04
1.7	Eric Mobley (33)	1991-92
1.7	Chris Taft (29)	2004-05
1.7	Isaac Hawkins (27)	1997-98
1.7	Aaron Gray (36)	2006-07
1.5	Attila Cosby (28)	1998-99
1.5	Aaron Gray (33)	2005-06

CAREER RECORDS

BLOCKED SHOTS

Total	Player (GP)	Year
346	Charles Smith (122)	1984-88
184	Eric Mobley (88)	1991-94
170	Sam Clancy (116)	1977-81
143	Isaac Hawkins (118)	1996-01
130	Aaron Gray (113)	2003-07
114	Gary McGhee (120)	2007-11
110	Chris Taft (65)	2003-05
109	Sam Young (143)	2005-09
109	Bobby Martin (117)	1987-91
108	Keith Armstrong (112)	1982-87
105	Mark Blount (56)	1995-97
96	Attila Cosby (55)	1997-99
89	Jaime Peterson (54)	1993-95
86	Chevon Troutman (124)	2001-05
78	Orlando Antigua (116)	1991-95
76	Ontario Lett (68)	2001-03
75	DeJuan Blair (72)	2007-09
70	Mel Bennett (29)	1974-75
67	Dante Taylor (104)	2009-12
64	Toree Morris (98)	2000-03
63	Larry Harris (107)	1974-78
55	Brandin Knight (127)	1999-03
52	Carlton Neverson (89)	1978-81
50	Jaron Brown (101)	2000-03
45	Ed Scheuermann (98)	1976-81
45	Brian Shorter (92)	1988-91
45	Mark McCarroll (116)	2000-05

BLOCKED SHOTS AVERAGE (Min.: 50 games)

Total	Player (GP)	Year
2.8	Charles Smith (122)	1984-88
2.1	Eric Mobley (88)	1991-94
1.9	Mark Blount (56)	1995-97
1.7	Chris Taft (65)	2003-05
1.7	Attila Cosby (55)	1997-99
1.6	Jaime Peterson (54)	1993-95
1.5	Sam Clancy (116)	1977-81
1.2	Aaron Gray (113)	2003-07
1.2	Isaac Hawkins (118)	1996-01
1.1	Ontario Lett (68)	2001-03
1.0	DeJuan Blair (72)	2007-09
1.0	Keith Armstrong (112)	1982-86
1.0	Gary McGhee (120)	2007-11
0.9	Bobby Martin (117)	1987-91
0.7	Five players	

CLASS RECORDS

BLOCKED SHOTS

Freshman: 70, Mel Bennett, 1974-75.
Sophomore: 81, Charles Smith, 1985-86.
Junior: 106, Charles Smith, 1986-87.
Senior: 96, Charles Smith, 1987-88.

BLOCKED SHOTS PER GAME

Freshman: 2.4, Mel Bennett, 1974-75.
Sophomore: 2.8, Charles Smith, 1985-86.
Junior: 3.2, Charles Smith, 1986-87.
Senior: 3.1, Charles Smith, 1987-88.



Charles Smith became just the second player in school history to lead his team in blocked shots over four consecutive seasons from 1984 to 1988. Smith, who blocked 346 career shots from 1984-88, holds 11 of the school's 14 blocked shot records.



STEALS LEADERS

SINGLE GAME RECORDS

STEALS		
8	George Allen	at Lafayette 11/30/83
8	Wayne Williams	at Duke 2/10/79
7	Chip Watkins	LaSalle 3/16/84
7	Brandin Knight	at Notre Dame 1/22/00
7	Brandin Knight	at Nebraska 12/11/99
7	Carlton Neverson	St. Francis (Pa.) 12/29/80
7	George Allen	Robert Morris 12/12/82
7	Kellii Taylor	at Navy 3/12/97
7	Kellii Taylor	New Orleans 3/12/97
7	Jaron Brown	vs. Connecticut 3/13/04
7	Curtis Aiken	Syracuse 1/26/85
7	Ricardo Greer	Notre Dame 1/22/00
6	Kellii Taylor	Georgetown 2/20/97
6	Jermaine Dixon	at Villanova 1/28/09
6	Jermaine Dixon	St. John's 1/11/09
6	DeJuan Blair	St. John's 1/11/09
6	Carl Krauser	Marquette 1/28/06
6	Carl Krauser	St. Francis, N.Y. 11/29/05
6	Billy Culbertson	Duquesne 1/14/84
6	Brandin Knight	Georgetown 1/26/02
6	Chevon Troutman	vs. Boston College 3/12/04
6	Brandin Knight	at Duquesne 12/20/99
6	Carlton Neverson	Rhode Island 3/6/81
6	Carlton Neverson	at St. Francis, Pa. 1/28/80
6	Carlton Neverson	Eastern Kentucky 2/4/80
6	Chip Watkins	Seton Hall 2/22/84
6	Curtis Aiken	Syracuse 1/26/85
6	Dwayne Wallace	Rhode Island 2/22/84
6	Jaron Brown	at Seton Hall 2/15/03
6	Jaron Brown	Georgetown 1/26/02
6	Lennie McMillian	at Massachusetts 2/24/81
6	Lennie McMillian	Rutgers 1/10/81
6	Lennie McMillian	St. Bonaventure 12/2/80
6	Pete Strickland	St. Francis, Pa. 12/10/77
6	Wayne Williams	Duke 2/10/79
6	Vonteego Cummings	Boston College 2/23/97
6	Vonteego Cummings	Howard 12/22/98
6	Vonteego Cummings	St. Francis, Pa. 11/29/97
6	Vonteego Cummings	Mount St. Mary's 12/23/96
6	Jerry McCullough	vs. Duquesne 12/19/92
6	Jerry McCullough	VCU 12/9/95
6	Jerry McCullough	Connecticut 1/25/96
6	Jerry McCullough	Providence 1/28/96
6	Sotiris Aggelou	at St. John's 1/22/95
6	Sam Young	at DePaul 2/7/09
6	Darelle Porter	at Boston College 1/17/89
6	Kellii Taylor	Carnegie Mellon 12/16/96
6	Kellii Taylor	Notre Dame 1/29/97

CLASS RECORDS

STEALS

Freshman: 101, Kellii Taylor, 1996-97.
Sophomore: 85, Vonteego Cummings, 1996-97.
Junior: 82, Brandin Knight, 2001-02.
Senior: 83, Carlton Neverson, 1980-81.

STEALS PER GAME

Freshman: 3.2, Kellii Taylor, 1996-97.
Sophomore: 2.6, Vonteego Cummings, 1996-97.
Junior: 2.8, Jerry McCullough, 1993-94.
Senior: 3.0, Jerry McCullough, 1995-96.

ANNUAL STEALS LEADERS

Year	Player	Total	GP	Avg.
1970-71	Bill Downes	85	24	3.5
1978-79	Wayne Williams	49	29	1.7
1979-80	Carlton Neverson	78	29	2.7
1980-81	Carlton Neverson	83	31	2.7
1981-82	Dwayne Wallace	73	30	2.4
1982-83	George Allen	43	28	1.5
1983-84	Billy Culbertson	68	31	2.2
1984-85	Curtis Aiken	47	29	1.6
1985-86	Demetreus Gore	42	29	1.4
1986-87	Jerome Lane	42	33	1.3
1987-88	Jerome Lane	40	31	1.3
1988-89	Rod Brookin	39	29	1.3
1989-90	Darelle Porter	54	29	1.9
1990-91	Darelle Porter	63	33	1.9
1991-92	Jerry McCullough	47	33	1.4
1992-93	Jerry McCullough	64	28	2.3
1993-94	Jerry McCullough	70	25	2.8
1994-95	Jamie Peterson	50	28	1.8
1995-96	Jerry McCullough	76	25	3.0
1996-97	Kellii Taylor	101	32	3.2
1997-98	Vonteego Cummings	66	26	2.5
1998-99	Kellii Taylor	67	24	2.8
1999-00	Brandin Knight	77	28	2.8
2000-01	Brandin Knight	69	31	2.2
2001-02	Brandin Knight	82	35	2.3
2002-03	Brandin Knight	70	33	2.1
2003-04	Jaron Brown	65	36	1.8
2004-05	Carl Krauser	51	29	1.8
2005-06	Carl Krauser	53	33	1.6
2006-07	Levance Fields	39	37	1.1
2007-08	DeJuan Blair	62	37	1.7
2008-09	DeJuan Blair	54	35	1.5
2009-10	Brad Wanamaker	41	34	1.2
2010-11	Brad Wanamaker	49	34	1.4
2011-12	Lamar Patterson	38	37	1.0

SEASON RECORDS

STEALS		
Total	Player (GP)	Year
101	Kellii Taylor (32)	1996-97
85	Vonteego Cummings (33)	1996-97
83	Carlton Neverson (31)	1980-81
82	Brandin Knight (35)	2001-02
78	Carlton Neverson (29)	1979-80
77	Brandin Knight (28)	1999-00
76	Lennie McMillian (30)	1980-81
76	Jerry McCullough (25)	1995-96
73	Dwayne Wallace (30)	1981-82
70	Brandin Knight (33)	2002-03
70	Jerry McCullough (25)	1993-94
70	Sam Clancy (31)	1980-81
69	Brandin Knight (28)	2000-01
69	Vonteego Cummings (26)	1998-99
68	Two times	
STEALS AVERAGE (Minimum 20 steals)		
Avg.	Player (GP)	Year
3.2	Kellii Taylor (32)	1996-97
3.0	Jerry McCullough (25)	1995-96
2.8	Jerry McCullough (25)	1993-94
2.8	Kellii Taylor (24)	1998-99
2.8	Brandin Knight (28)	1999-00
2.7	Carlton Neverson (29)	1979-80
2.7	Carlton Neverson (31)	1980-81
2.7	Vonteego Cummings (26)	1998-99
2.6	Vonteego Cummings (33)	1996-97
2.5	Vonteego Cummings (26)	1997-98
2.5	Lennie McMillian (30)	1980-81
2.4	Dwayne Wallace (30)	1981-82
2.3	Brandin Knight (35)	2001-02
2.3	Jerry McCullough (28)	1992-93
2.3	Darrell Gissendanner (30)	1981-82
2.3	Dwayne Wallace (24)	1979-80

CAREER RECORDS

STEALS		
Total	Player (GP)	Year
298	Brandin Knight (112)	1999-03
257	Jerry McCullough (111)	1991-96
235	Vonteego Cummings (103)	1995-99
202	Kellii Taylor (79)	1995-00
196	Ricardo Greer (117)	1997-01
194	Carlton Neverson (89)	1978-81
192	Jaron Brown (137)	2000-04
190	Carl Krauser (126)	2002-06
170	Darelle Porter (123)	1987-91
169	Dwayne Wallace (101)	1978-82
161	Sam Clancy (116)	1977-81
155	Curtis Aiken (120)	1983-87
134	Chevon Troutman (124)	2001-05
130	Brad Wanamaker (134)	2007-11
126	Demetreus Gore (122)	1984-88
120	George Allen (77)	1981-84
119	Sam Young (143)	2005-09
STEALS AVERAGE (Minimum 50 games)		
Avg.	Player (GP)	Year
2.6	Kellii Taylor (79)	1995-99
2.3	Brandin Knight (127)	1999-02
2.3	Jerry McCullough (111)	1991-93,95
2.3	Vonteego Cummings (103)	1995-98
2.2	Carlton Neverson (89)	1978-80
1.9	Lennie McMillian (59)	1979-80
1.7	Ricardo Greer (117)	1997-00
1.7	Dwayne Wallace (101)	1978-81
1.6	DeJuan Blair (72)	2007-09
1.6	George Allen (77)	1981-83
1.5	Carl Krauser (126)	2002-06
1.4	Billy Culbertson (78)	1981-83
1.4	Darelle Porter (123)	1987-90
1.4	Jaron Brown (101)	2000-04



Darelle Porter led Pitt in steals over two straight seasons (1989-91).



PARTICIPATION LEADERS

ANNUAL MINUTES PER GAME LEADERS		
Year	Player	Avg.
1978-79	Sam Clancy	36.9
1979-80	Sam Clancy	36.7
1980-81	Sam Clancy	36.7
1981-82	Clyde Vaughan	36.0
1982-83	Clyde Vaughan	38.1
1983-84	Clyde Vaughan	37.0
1984-85	Charles Smith	33.0
1985-86	Curtis Aiken	32.4
1986-87	Jerome Lane	35.4
1987-88	Sean Miller	35.0
1988-89	Sean Miller	35.0
1989-90	Jason Matthews	37.7
1990-91	Sean Miller	30.0
1991-92	Sean Miller	33.4
1992-93	Jerry McCullough	35.4
1993-94	Jerry McCullough	35.2
1994-95	Jaime Peterson	36.4
1995-96	Andre Alridge	39.0
1996-97	Vonteego Cummings	40.1
1997-98	Isaac Hawkins	37.4
1998-99	Vonteego Cummings	35.5
1999-00	Ricardo Greer	36.0
2000-01	Ricardo Greer	34.0
2001-02	Brandin Knight	36.7
2002-03	Brandin Knight	32.9
2003-04	Carl Krauser	36.1
2004-05	Carl Krauser	35.6
2005-06	Carl Krauser	31.9
2006-07	Levance Fields	29.6
2007-08	Sam Young	32.1
2008-09	Levance Fields	32.4
2009-10	Ashton Gibbs	34.6
2010-11	Ashton Gibbs	32.8
2011-12	Ashton Gibbs	34.3

CLASS RECORDS	
GAMES STARTED	
Freshman: 36, DeJuan Blair, 2007-08.	
Sophomore: 37, Levance Fields, 2006-07.	
Junior: 37, Sam Young, 2007-08.	
Senior: 37, by three players.	
MINUTES PLAYED (Since 1978-79)	
Freshman: 1,072, Sean Miller, 1987-88.	
Sophomore: 1,201, Julius Page, 2001-02.	
Junior: 1,284, Brandin Knight, 2001-02.	
Senior: 1,281, Julius Page, 2003-04.	
MINUTES PER GAME	
Freshman: 35.8, Ricardo Greer, 1997-98	
Sophomore: 37.4, Isaac Hawkins, 1997-98.	
Junior: 40.1, Vonteego Cummings, 1997-98.	
Senior: 39.0, Andre Alridge, 1995-96.	

FOUR-YEAR STARTERS	
Since freshmen were sanctioned to participate in varsity play in 1972-73, only seven players have started all four seasons at Pitt:	Sam Clancy, 1977-81 Demetreus Gore, 1984-88 Charles Smith, 1984-88 Sean Miller 1987-92 Ricardo Greer, 1997-01 Brandin Knight 1999-03 Julius Page, 2000-04

SEASON RECORDS		
GAMES PLAYED		
GP	Player	Year
39	Nasir Robinson	2011-12
39	Talib Zanna	2011-12
39	John Johnson	2011-12
38	J.J. Moore	2011-12
37	18 tied at 37	06-07, 07-08, 11-12
36	Nine tied at 36	2003-04 and 2008-09
GAMES STARTED		
GS	Player	Year
39	Nasir Robinson	2011-12
37	Ashton Gibbs	2011-12
37	Lamar Patterson	2011-12
37	Sam Young	2007-08
37	Ronald Ramon	2007-08
37	Levance Fields	2006-07
37	Mike Cook	2006-07
37	Levon Kendall	2006-07
37	Antonio Graves	2006-07
36	Nine tied at 36	2003-04 and 2008-09
MINUTES PLAYED (Since 1978-79)		
MP	Player	Year
1284	Brandin Knight	2001-02
1281	Julius Page	2003-04
1270	Ashton Gibbs	2011-12
1237	Jaron Brown	2003-04
1201	Julius Page	2001-02
1187	Sam Young	2007-08
1177	Ashton Gibbs	2009-10
1174	Ronald Ramon	2007-08
1169	Jerome Lane	1986-87
1165	Levance Fields	2008-09
1155	Carl Krauser	2003-04
1146	Sam Young	2008-09
1146	Clyde Vaughan	1983-84
1139	Sam Clancy	1980-81
1135	Nasir Robinson	2011-12
1129	Vonteego Cummings	1996-97
1123	Ricardo Greer	2000-01
1112	Mike Goodson	1986-87
1106	Brad Wanamaker	2009-10
1094	Levance Fields	2006-07
1092	Jason Matthews	1989-90
MINUTES PER GAME (Since 1978-79)		
MPG	Player	Year
40.1	Vonteego Cummings	1997-98
39.0	Andre Alridge	1995-96
38.1	Clyde Vaughan	1982-83
37.7	Jason Matthews	1989-90
37.4	Isaac Hawkins	1997-98
37.1	Charles Smith	1985-86
37.0	Clyde Vaughan	1983-84
36.9	Sam Clancy	1978-79
36.8	Darelle Porter	1989-90
36.8	Brian Shorter	1989-90
36.7	Sam Clancy	1980-81
36.7	Sam Clancy	1979-80
36.7	Brandin Knight	2001-02
36.4	Jaime Peterson	1994-95
36.1	Carl Krauser	2003-04
36.0	Clyde Vaughan	1981-82
36.0	Ricardo Greer	1999-00
PERSONAL FOULS		
PF	Player	Year
122	Charles Smith	1986-87
117	Ontario Lett	2001-02
114	Ontario Lett	2002-03
113	Sam Clancy	1980-81
DISQUALIFICATIONS (Since 1950-51)		
DISQ.	Player	Year
15	John Kendrick	1951-52
12	Michael Zernich	1950-51
11	John Mills	1957-58
11	Chuck Hursh	1956-57
11	Julius Pegues	1956-57

CAREER RECORDS		
GAMES PLAYED		
GP	Player	Year
143	Sam Young	2005-09
141	Tyrell Biggs	2005-09
137	Ashton Gibbs	2008-12
137	Jaron Brown	2000-04
136	Julius Page	2000-04
135	Ronald Ramon	2004-08
134	Brad Wanamaker	2007-10
133	Nasir Robinson	2008-12
131	Toree Morris	2000-04
131	Levance Fields	2005-09
130	Antonio Graves	2003-07
129	Gilbert Brown	2006-10
128	Sean Miller	1987-92
127	Brandin Knight	1999-03
126	Carl Krauser	2002-06
124	Chevon Troutman	2001-05
GAMES STARTED (Since 1982-83)		
GS	Player	Year
128	Julius Page	2000-04
124	Sean Miller	1987-92
122	Charles Smith	1984-88
119	Brandin Knight	1999-03
115	Ricardo Greer	1997-01
112	Jason Matthews	1987-91
112	Demetreus Gore	1984-88
MINUTES PLAYED (Since 1978-79)		
MP	Player	Year
4398	Julius Page	2000-04
4307	Brandin Knight	1999-03
4146	Sean Miller	1987-92
4103	Charles Smith	1984-88
4026	Ricardo Greer	1997-01
3837	Carl Krauser	2002-06
3836	Ashton Gibbs	2008-12
3777	Jaron Brown	2000-04
3747	Levance Fields	2005-09
3741	Clyde Vaughan	1980-84
3642	Sam Young	2005-09
3612	Ronald Ramon	2004-08
3552	Jason Matthews	1987-91
3532	Vonteego Cummings	1995-99
3388	Isaac Hawkins	1996-01
3369	Darelle Porter	1987-91
3337	Jerry McCullough	1991-96
3273	Sam Clancy	1977-80
MINUTES PER GAME (Since 1978-79)		
MPG	Player	Year
34.4	Ricardo Greer	1997-01
34.3	Vonteego Cummings	1995-99
34.2	Sammie Ellis	1978-80
33.9	Brandin Knight	1999-03
33.6	Charles Smith	1984-88
32.4	Sean Miller	1987-92
32.3	Julius Page	2000-04
32.1	Brian Shorter	1988-91
31.9	Jerome Lane	1985-88
31.2	Clyde Vaughan	1980-84
PERSONAL FOULS		
PF	Player	Year
410	Sam Clancy	1977-81
392	Charles Smith	1984-88
382	Bobby Martin	1987-91
358	Wayne Williams	1975-79
331	Andre Williams	1981-85
328	Keith Armstrong	1982-86
DISQUALIFICATIONS (Since 1950-51)		
DISQ.	Player	Year
29	Julius Pegues	1955-58
27	Chuck Hursh	1955-58
25	Sam Clancy	1977-81
25	Keith Armstrong	1982-86
25	John Riser	1954-57
23	Michael Zernich	1950-53



INDIVIDUAL GAME RECORDS

- 6 Dwayne Wallace, Rhode Island, 2/22/84
- 6 Jaron Brown, at Seton Hall, 2/15/03
- 6 Jaron Brown, Georgetown, 1/26/02
- 6 Lennie McMillian, at UMass, 2/24/81
- 6 Lennie McMillian, Rutgers, 1/10/81
- 6 Lennie McMillian, St. Bon., 12/2/80
- 6 P. Strickland, St. Francis, Pa., 12/10/77
- 6 Wayne Williams, Duke, 2/10/79
- 6 V. Cummings, Boston Coll., 2/23/97
- 6 Vonteeo Cummings, Howard, 12/22/98
- 6 V. Cummings, St. Francis, Pa., 11/29/97
- 6 V. Cummings, Mt. St. Mary's, 12/23/96
- 6 J. McCullough, vs. Duquesne, 12/19/92
- 6 Jerry McCullough, VCU, 12/9/95
- 6 Jerry McCullough, Connecticut, 1/25/96
- 6 Jerry McCullough, Providence, 1/28/96
- 6 Sotiris Aggelou, at St. John's, 1/22/95
- 6 Sam Young, at DePaul, 2/7/09
- 6 Darelle Porter, at Boston Coll., 1/17/89
- 6 Kellii Taylor, Carnegie Mellon, 12/16/96
- 6 Kellii Taylor, Notre Dame, 1/29/97

FEWEST FIELD GOAL ATTEMPTS- MINIMUM 20 POINTS

- fga-pts
- 2-20 C. Troutman, at Syracuse, 2/14/05 (2-2 FG, 16-20 FT)
 - 4-21 Jerry McCullough, Seton Hall, 1/2/92 (4-4 FG, 3-3 3FG, 10-12 FT)
 - 5-21 Bobby Martin, Boston College, 1/7/89 (5-5 FG, 11-14 FT)
 - 5-20 C. Troutman, Georgetown, 1/25/03 (5-5 FG, 10-10 FT)
 - 6-22 Charles Smith, Indiana, Pa., 11/29/86 (6-6 FG, 10-12 FT)
 - 7-20 J. McCullough, Miami, Fla., 1/12/94 (6-7 FG, 5-5 3FG, 3-3 FT)
 - 7-20 D. Zavackas, Penn State, 12/7/02 (6-7 FG, 4-4 3FG, 4-4 FT)
 - 7-20 Brian Shorter, Boston College, 1/7/89 (6-7 FG, 8-12 FT)
 - 7-20 Brandin Knight, Georgetown, 2/5/01 (6-7 FG, 1-2 3FG, 7-9 FT)
 - 8-22 Sean Miller, at Seton Hall, 2/12/91 (6-8 FG, 6-6 3FG, 4-4 FT)
 - 8-21 G. Thomas, Robert Morris, 12/22/93 (6-8 FG, 6-8 3FG, 3-5 FT)
 - 8-21 Donatas Zavackas, Oakland, 11/23/01 (5-8 FG, 1-1 3FG, 10-12 FT)
 - 8-21 Charles Smith, at Providence, 2/16/88 (7-8 FG, 0-1 3FG, 7-9 FT)

FEWEST FIELD GOAL ATTEMPTS- MINIMUM 30 POINTS

- Fga/pts
- 11-34 Brian Shorter, Providence, 2/11/90 (11-11 FG, 12-17 FT)
 - 13-34 J. Matthews, Jacksonville, 12/6/88 (10-13 FG, 4-4 3FG, 10-10 FT)
 - 14-37 Brian Shorter, Oklahoma, 1/15/89 (11-14 FG, 15-18 FT)
 - 14-32 Larry Harris, Duquesne, 12/11/76 (11-14 FG, 10-10 FT)
 - 14-32 Brian Shorter, Syracuse, 1/7/91 (9-14 FG, 14-14 FT)
 - 15-30 S. Ellis, vs. CSU-Fullerton, 12/28/79 (11-15 FG, 8-9 FT)
 - 15-31 Larry Harris, Robert Morris, 1/18/78 (12-15 FG, 7-7 FT)
 - 16-30 Jarrett Lockhart, Rutgers, 2/26/00 (11-16 FG, 5-7 3FG, 3-4 FT)
 - 16-30 Chris McNeal, at Illinois, 2/13/93 (11-16 FG, 2-2 3FG, 6-7 FT)
 - 17-30 Jason Matthews, at Cornell, 11/26/90 (9-17 FG, 7-13 3FG, 5-6 FT)

FEWEST FIELD GOAL ATTEMPTS- MINIMUM 40 POINTS

- Fga/pts
- 16-40 Jason Maile, Villanova, 2/12/97 (12-16 FG, 8-12 3FG, 8-9 FT)
 - 25-40 Ed Pavlick, Ohio State, 12/1/54, (15-25 FG, 10-12 FT)
 - 30-41 Don Hennon, Geneva, 2/24/58 (17-30 FG, 7-9 FT)
 - 33-41 Don Hennon, Ohio State, 12/3/58 (16-33 FG, 9-12 FT)

HIGHEST POINTS EFFICIENCY- MINIMUM 20 POINTS

- 1.000 C. Troutman, Georgetown, 1/25/03, 20 pts/20 tpp (5-5 FG, 10-10 FT)
- 1.000 Eric Mobley, Youngstown St., 11/27/93 20 pts/20 tpp (10-10 FG)
- .958 Nasir Robinson, Georgetown, 1/28/12, 23 pts/24 tpp (9-9 FG, 5-6 FT)
- .956 Aaron Gray, at Providence, 2/15/06, 22 pts/23 tpp (9-9 FG, 4-5 FT)
- .952 Keith Armstrong, Xavier, 12/1/84, 20 pts/21 tpp (8-8 FG, 4-5 FT)
- .931 DeJuan Blair, Indiana, Pa., 11/22/08, 27 pts/29 tpp (13-14 FG, 1-1 FT)
- .923 Chris Taft, at Providence, 3/2/04, 24 pts/26 tpp (10-11 FG, 4-4 FT)

- .923 C. Troutman, Robert Morris, 1/1/03 24 pts/26 tpp (11-12 FG, 2-2 FT)
- Points divided by total possible points if hit every shot*

HIGHEST POINTS EFFICIENCY- MINIMUM 30 POINTS

- .872 Brian Shorter, Providence, 2/11/90, 34 pts/39 tpp (11-11 FG, 12-17 FT)
 - .850 J. Matthews, Jacksonville, 12/6/88, 34 pts/40 tpp (10-13 FG, 4-4 3FG, 10-10 FT)
 - .842 Larry Harris, Duquesne, 12/11/76, 32 pts/38 tpp (11-14 FG, 10-10 FT)
 - .838 Larry Harris, Robert Morris, 1/18/78, 31 pts/37 tpp (12-15 FG, 7-7 FT)
 - .804 Brian Shorter, Oklahoma, 1/15/89, 37 pts/46 tpp (11-14 FG, 15-18 FT)
- Points divided by total possible points if hit every shot*

HIGHEST POINTS EFFICIENCY- MINIMUM 40 POINTS

- Fga/pts
- .755 J. Maile, Villanova, 2/12/97, 40 pts/53 tpp (12-16 FG, 8-12 3FG, 8-9 FT)
 - .645 Ed Pavlick, Ohio State, 12/1/54, 40 pts/62 tpp (15-25 FG, 10-12 FT)
 - .594 Don Hennon, Geneva, 2/24/58, 41 pts/69 tpp (17-30 FG, 7-9 FT)
 - .526 Don Hennon, Ohio State, 12/3/58, 41 pts/78 tpp (16-33 FG, 9-12 FT)
- Points divided by total possible points if hit every shot*

MOST POINTS-100 PERCENT EFFICIENCY

- 20 Eric Mobley, Youngstown St., 11/27/93 (10-10 FG)
- 20 C. Troutman, Georgetown, 1/25/03 (5-5 FG, 10-10 FT)
- 17 Aaron Gray, vs. Kent State, 3/17/06 (6-6 FG, 5-5 FT)
- 17 Dante Taylor, St. John's, 3/6/12 (8-8 FG, 1-1 FT)
- 16 O. Antigua, Youngstown St., 11/27/93 (7-7 FG, 2-2 3FG)

SCORING EFFICIENCY PER MINUTE- MINIMUM 20 POINTS

- 1.412 Charles Smith, Akron, 1/5/87 (24 points/17 minutes)
- 1.313 G. Thomas, Robert Morris, 12/22/93 (21 points/16 minutes)

- 1.286 DeJuan Blair, Indiana, Pa., 11/22/08 (27 points/21 minutes)
 - 1.176 Eric Mobley, Youngstown St., 11/27/93 (20 points, 17 minutes)
 - 1.176 C. Troutman, Georgetown, 1/25/03 (20 points/17 minutes)
 - 1.077 C. Smith, St. Francis, Pa., 11/27/85 (28 points/26 minutes)
 - 1.053 Demetreus Gore, RMU, 11/28/88 (20 points/19 minutes)
 - 1.043 Jason Matthews, Okla. St., 11/26/88 (24 points/23 minutes)
 - 0.962 Mark McCarroll, Georgia, 12/30/03 (26 points/27 minutes)
 - 0.960 Aaron Gray, Northeastern (11/17/06) (24 points/25 minutes)
 - 0.960 Chevon Troutman, RMU, 1/4/03 (24 points/25 minutes)
- Points divided by minutes*

SCORING EFFICIENCY PER MINUTE- MINIMUM 30 POINTS

- 1.052 Jason Maile, Villanova, 2/12/97 (40 points/38 minutes)
 - 1.000 Curtis Aiken, vs. Arkansas, 11/29/86 (37 points/37 minutes)
 - 1.000 C. Aiken, at St. Francis, Pa., 12/3/86 (32 points/32 minutes)
 - 1.000 DeJuan Blair, at DePaul, 2/7/09 (32 points/32 minutes)
 - 0.971 Brian Shorter, Providence, 2/10/90 (34 points/35 minutes)
 - 0.971 J. Matthews, Jacksonville, 12/6/88 (34 points/35 minutes)
 - 0.969 Carl Krauser, Syracuse, 1/23/06 (32 points/33 minutes)
 - 0.950 Larry Harris, at Maryland, 2/15/77 (38 points/40 minutes)
 - 0.948 Brian Shorter, Oklahoma, 1/15/89 (37 points/39 minutes)
- Points divided by minutes*

SCORING EFFICIENCY PER MINUTE- MINIMUM 40 POINTS

- 1.052 Jason Maile, Villanova, 2/12/97 (40 points/38 minutes)
 - 1.025 Don Hennon, Ohio State, 12/3/58 (41 points/40 minutes)
 - 1.025 Don Hennon, Geneva, 2/24/58 (41 points/40 minutes)
 - 1.000 Ed Pavlick, Ohio State, 12/1/54 (40 points/40 minutes)
- Points divided by minutes*

CONSECUTIVE GAME STREAKS

CONSECUTIVE GAMES PLAYED

- 143 Sam Young, 2005-09
- 137 Jaron Brown, 2000-04
- 122 Demetreus Gore, 1984-88
- 122 Charles Smith, 1984-88
- 117 Ronald Ramon, 2004-08
- 116 Sam Clancy, 1977-81
- 110 Tyrell Biggs, 2005-09
- 104 Brad Wanamaker, 2007-11
- 103 Toree Morris, 2000-04
- 91 Brandin Knight, 2000-03
- 90 Antonio Graves, 2004-07

CONSECUTIVE GAMES STARTED

- 122 Charles Smith, 11/22/85-3/20/88
- 116 Sam Clancy, 11/26/77-3/15/81
- 97 Demetreus Gore, 2/26/85-3/20/88
- 91 Brandin Knight, 12/30/00-3/27/03
- 83 Carl Krauser, 1/10/04-3/19/06
- 81 Jason Matthews, 11/26/88-2/2/91
- 75 Jaron Brown, 3/7/02-3/25/04
- 74 Ricardo Greer, 1/23/99-3/8/00
- 74 Nasir Robinson, 11/13/09-3/30/12

CONSECUTIVE FIELD GOALS MADE

- 14 Charles Smith, Georgetown, 1/6/88-St. John's, 1/9/88-Duquesne, 1/11/88
- 13 Nasir Robinson, Georgetown, 1/28/12-at West Virginia, 1/30/12
- 13 Brian Shorter, Providence, 2/11/90-Connecticut, 2/13/90
- 13 Eric Mobley, Youngstown State, 11/27/93-St. Francis, Pa., 12/1/93
- 11 Aaron Gray, Cincinnati, 2/12/06-at Providence, 2/15/06
- 10 Dante Taylor, at Louisville, 2/26/12-St. John's, 2/29/12
- 9 Mark McCarroll, Georgia, 12/30/03
- 9 C. Troutman, Robert Morris, 1/4/03
- 9 DeJuan Blair, vs. Villanova, 3/26/09-vs. Xavier, 3/28/09
- 9 Aaron Gray, at Providence, 2/15/06

CONSECUTIVE 3-POINT FG MADE

- 7 Sean Miller, at Seton Hall, 2/12/91-St. John's, 2/14/91

- 7 Sean Miller, St. Francis, Pa., 12/2/87-Chicago State, 12/7/87
- 6 Jason Maile, Notre Dame, 1/29/97-at West Virginia, 2/1/97
- 6 Jason Maile, Villanova, 2/12/97
- 6 Jason Maile, Maryland, 12/27/96
- 6 Ashton Gibbs, Rutgers, 1/29/11-Cincinnati, 2/5/11
- 5 Ronald Ramon, BU, 11/27/07
- 5 Jerry McCullough, vs. Miami, Fla., 1/12/94

CONSECUTIVE FREE THROWS MADE

- 46 Ashton Gibbs, 11/24/09-1/4/10
- 34 J. Matthews, 11/30/88-12/22/88
- 34 Don Hennon, 1/4/58-1/30/58
- 34 Sean Miller, 1/11/88-2/29/88
- 31 Ashton Gibbs, 1/13/10-2/3/10

CONSECUTIVE GAMES WITH AT LEAST ONE ASSIST

- 91 Brandin Knight, 12/30/00-3/27/03
- 83 Darelle Porter, 12/28/88-3/16/91

- 69 Levance Fields, 1/15/06-12/29/07
- 67 Sean Miller, 11/23/90-3/23/92
- 61 Brad Wanamaker, 12/2/09-3/19/11
- 61 Sean Miller, 11/28/87-3/20/88
- 54 Carl Krauser, 1/10/04-11/29/05
- 49 Levance Fields, 2/15/08-3/28/09
- 44 Tray Woodall, 2/3/10-3/10/11

CONSECUTIVE GAMES PLAYED WITHOUT FOULING OUT

- 137 Ashton Gibbs, 2008-12
- 131 Toree Morris, 2000-04

LEAST AMOUNT OF GAMES PLAYED WITHOUT FOULING OUT

- 0:137 Ashton Gibbs, 2008-12
- 0:131 Toree Morris, 2000-04
- 1:137 Jaron Brown, 2000-04
- 1:136 Julius Page, 2000-04
- 1:135 Ronald Ramon, 2004-08
- 1:120 Gary McGhee, 2007-11



TEAM GAME RECORDS

MINUTES PLAYED

55 at George Washington (30T), 1/10/76
 50 West Virginia (30T), 2/12/10
 50 at Penn State, 1/16/82
 50 at Penn State (30T), 1/28/54
 45 Many games

MOST POINTS

127 Syracuse, 2/13/70
 118 Carnegie Mellon, 2/6/71
 117 Providence, 2/10/90
 114 vs. Arkansas, 1/29/86
 112 Youngstown State, 11/27/93
 112 Chicago State, 1/17/87
 110 Boston College, 1/31/90
 109 Geneva, 2/24/58
 109 Syracuse, 2/11/72
 108 vs. Eastern Michigan, 3/18/88
 108 Carnegie Mellon, 2/1/64
 108 Indiana, Pa., 11/29/86
 108 Long Island, 12/16/95

MOST POINTS, HALF

69 Syracuse, 2/13/70
 67 Boston College, 1/31/90
 67 Providence, 2/10/90
 62 Chicago State, 1/17/87
 62 Youngstown State, 11/27/93
 61 vs. Arkansas, 12/29/86
 61 vs. Seton Hall, 3/6/87
 61 Carnegie Tech, 2/6/71
 61 Arizona, 1/27/90
 59 Connecticut, 3/4/89
 59 Long Island, 12/16/96
 59 at St. Francis, Pa., 12/5/83
 59 Robert Morris, 11/28/87
 58 Three times

MOST POINTS, BACK-TO-BACK GAMES

216 11/29-12/3/86 (Indiana, Pa.-108, at St. Francis, Pa.-108)
 212 12/29-12/30/86 (vs. Arkansas-114, vs. Wisconsin-98)
 210 1/27-1/31/90 (Arizona-100, Boston College-110)
 203 11/28-12/1/89 (Siena-101, vs. Oklahoma State-102)
 201 12/6-12/8/90 (Marshall-105, West Virginia-96)
 201 11/27-11/30/85 (St. Francis, Pa.-107, Indiana, Pa.-94)
 200 11/27-12/1/93 (Youngstown State-112, St. Francis, Pa.-88)
 200 2/13-2/18/70 (Syracuse-127, at Baldwin-Wallace-73)

MOST POINTS ALLOWED

120 at Louisiana State, 1/31/69
 112 at UCLA, 2/2/91
 111 vs. Georgia Tech, 12/28/89
 110 at Cornell, 2/1/67
 110 at Tulane, 2/1/69
 109 at Wichita State, 12/26/64
 108 at Navy, 2/3/54
 108 Syracuse, 2/13/70
 107 at West Virginia, 2/23/57
 106 Two times

MOST POINTS ALLOWED, HALF

71 Syracuse, 2/13/70
 65 Providence, 2/10/90
 62 vs. Arkansas, 12/29/86
 61 at Rutgers, 1/27/76

**MOST POINTS ALLOWED-
 BACK-TO-BACK GAMES**

230 1/31-2/1/69 (at LSU-120, at Tulane-110)
 211 12/2-12/4/90 (vs. NC State-100, vs. Georgia Tech-111)

209 2/11-2/13/70 (Temple-101, Syracuse-108)
 203 12/30/76-1/30/77 (vs. Iowa-103, West Virginia-100)

FEWEST POINTS SCORED (pre-1954-55)

4 Penn State, 3/5/1906
 9 at Penn State, 3/1/1952
 10 Bucknell, 2/23/1924
 10 at Mount Union, 2/29/1907
 11 at Penn State, 2/17/1923
 11 at Wooster, 3/2/1908
 11 Grove City, 1/27/1925
 12 Three times

FEWEST POINTS SCORED (since 1954-55)

30 at Temple, 1/15/69
 39 Rutgers, 1/11/12
 41 Lafayette, 1/8/69
 40 at Penn State, 1/23/65
 42 Miami, Ohio, 1/30/68
 42 at Duquesne, 12/7/68
 42 vs. Georgetown, 3/10/07
 43 Penn State, 1/16/68
 44 Fordham, 2/19/69
 44 at Penn State, 1/14/67
 45 Three times

FEWEST POINTS SCORED, HALF

0 at Penn State, 1/21/50
 2 Penn State, 3/5/1906
 13 Georgetown, 2/18/87
 14 at St. John's, 1/3/00
 15 New Hampshire, 12/4/09
 15 Villanova, 1/12/83
 16 vs. Notre Dame, 3/11/10
 16 at South Carolina, 2/5/75
 16 at Seton Hall, 2/17/92
 17 Four times

FEWEST POINTS ALLOWED (pre-1954-55)

10 Carnegie Tech, 2/26/1929
 10 at Thiel, 2/9/1925
 10 Mount Union, 2/13/1914
 11 at Stanford, 12/29/1931
 11 at Gettysburg, 3/4/1912
 12 Carnegie Tech, 1906-07
 12 Westinghouse Club, 1/29/1918
 13 Three times

FEWEST POINTS ALLOWED (since 1954-55)

32 New Hampshire, 12/4/09
 35 Savannah State, 12/1/01
 36 Ohio Northern, 11/30/74
 37 Penn State, 12/6/03
 38 New Hampshire, 12/27/03
 39 Carnegie Mellon, 12/16/96
 41 St. Francis, Pa., 12/1/04
 41 George Mason, 12/28/02
 41 Westminster, 2/10/71
 41 Auburn, 12/4/05
 42 Seven times

FEWEST POINTS ALLOWED, HALF (since 1954-55)

7 New Hampshire, 12/4/09
 11 Penn State, 12/6/03
 13 New Hampshire, 12/27/03
 14 Rutgers, 2/22/03
 14 Saint Joseph's, 12/14/74
 15 Howard, 11/20/04
 15 Auburn, 12/4/05
 15 St. John's, 2/8/05
 16 vs. Louisville, 3/8/06
 16 Youngstown State, 12/13/03
 16 Savannah State, 12/1/01
 16 Connecticut, 2/24/86
 17 Three times

MOST FIELD GOALS MADE

52 Cleveland State, 2/14/74
 48 Syracuse, 2/13/70
 48 vs. Rio Grande, 11/29/78
 48 Youngstown State, 11/27/93
 48 Carnegie Mellon, 2/6/71
 47 at Carnegie Mellon, 2/20/71
 46 Carnegie Tech, 2/1/64
 46 Dartmouth, 1/2/64
 46 at Carnegie Tech, 2/25/64
 46 Geneva, 2/24/58
 45 vs. Arkansas, 12/29/86
 45 Rollins, 1/22/75
 44 Chicago State, 1/17/87
 44 George Washington, 1/3/72
 43 Six times

FEWEST FIELD GOALS MADE

12 at Penn State, 2/14/79
 12 Rutgers, 1/11/12
 13 vs. Central Florida, 3/19/04
 14 at Boston College, 1/21/85
 14 West Virginia, 1/29/80
 14 Penn State, 1/27/79
 14 Penn State, 1/13/68
 14 vs. Maryland, 11/28/98
 15 Georgetown, 1/3/95
 16 Six times

MOST FIELD GOAL ATTEMPTS

103 at Carnegie Tech, 2/25/64
 101 Duquesne, 12/6/74
 101 Rollins, 1/22/75
 101 Carnegie Tech, 2/6/71
 99 vs. Rio Grande, 11/29/78
 96 Dartmouth, 1/2/64
 94 Cleveland State, 2/14/74
 93 vs. Fordham, 12/29/58
 92 Ohio Wesleyan, 12/6/71
 92 Houston Baptist, 11/9/07
 91 Buffalo, 1/20/74
 91 George Washington, 1/3/72
 90 Purdue, 12/2/60
 89 Two times

FEWEST FIELD GOAL ATTEMPTS

22 at Penn State, 2/14/79
 34 at Providence, 2/16/88
 36 Villanova, 3/9/03
 38 at Cincinnati, 1/24/07
 39 St. John's, 2/8/05
 39 St. John's 2/1/83
 39 at Villanova, 2/4/87
 40 Westminster, 1/16/60
 40 at Boston College, 1/21/85
 41 at Notre Dame, 2/15/84
 41 Ohio State, 12/18/02
 41 at Penn State, 2/13/80
 42 Four times

HIGHEST FIELD GOAL PERCENTAGE

.698 George Washington (37-53), 1/9/80
 .674 Cincinnati (31-46), 2/14/09
 .674 vs. Kent State (31-46), 3/17/06
 .673 Lafayette (35-52), 1/12/08
 .661 Providence (37-56), 2/11/90
 .661 Duquesne (39-59), 1/20/86
 .651 St. Francis, Pa., (28-43), 11/29/00
 .649 Youngstown State (48-74), 11/27/93
 .648 Syracuse (48-74), 2/13/70
 .642 SE Louisiana (34-53), 12/14/02
 .642 Robert Morris (34-53), 12/15/90
 .641 at SW Missouri State (25-39), 3/12/86
 .638 vs. West Virginia (30-47), 3/6/82
 .633 at West Virginia (31-49), 1/14/03
 .632 Xavier (36-57), 12/8/86
 .631 Robert Morris (41-65), 1/4/03
 .630 Marquette (34-54), 3/4/09
 .629 at St. John's (34-54), 1/4/86
 .627 St. Francis, Pa. (42-67), 11/22/03

BEST FIELD GOAL PERCENTAGE-HALF

.808 George Washington (21-26), 1/9/80
 .800 Lafayette (20-25), 1/2/08
 .750 at St. John's (18-24), 1/3/00
 .760 St. John's (19-25), 1/25/86
 .750 St. Bonaventure (18-24), 12/2/80
 .743 Robert Morris (26-35), 11/28/87
 .737 at Marquette (14-19), 2/18/06
 .720 at St. John's (18-25), 1/4/86
 .720 Cincinnati (18-25), 2/14/09
 .714 at LaSalle (20-28), 3/16/84
 .714 at St. Francis, Pa. (20-28), 12/5/81
 .706 Boston College (12-17), 2/15/95
 .704 Albany (19-27), 11/28/03
 .704 vs. Iowa State (19-27), 12/28/81
 .704 IUPUI (19-27), 11/27/99
 .700 at Villanova (14-20), 2/13/88

WORST FIELD GOAL PERCENTAGE

.210 Rutgers (12-57), 1/11/12
 .230 vs. Maryland (14-61), 11/28/98
 .247 at Miami, Ohio (19-77), 1/28/61
 .254 Northwestern (17-67), 12/3/62
 .259 Penn State (14-54), 1/13/68
 .260 Miami, Ohio (19-73), 1/30/68
 .262 vs. Georgetown (16-61), 3/10/07
 .263 at Virginia (20-76), 2/17/68
 .264 Georgia (19-72), 12/2/95
 .265 Brown (21-79), 12/30/60
 .278 St. John's (15-54), 2/8/05
 .281 vs. Fordham (23-81), 12/26/59
 .284 at Seton Hall (19-67), 12/8/96
 .286 vs. Rutgers (18-63), 3/3/99
 .286 Westminster (20-70), 1/14/61
 .288 Carnegie Tech (16-56), 12/1/65
 .290 vs. Clemson (18-62), 12/29/58
 .293 at Georgetown (17-58), 2/19/85

WORST FIELD GOAL PERCENTAGE-HALF

.125 Rutgers (4-32), 1/11/12
 .156 at Seton Hall (5-32), 2/17/92
 .200 vs. Louisville (4-20), 3/8/06
 .200 at West Virginia (6-30), 2/3/10
 .207 Notre Dame(6-29), 1/12/02
 .207 St. John's (6-29), 2/8/05
 .222 Penn State (6-27), 12/8/01
 .227 at Georgetown (5-22), 2/18/87
 .229 at Dayton (8-35), 12/29/07
 .233 IUPUI (7-30), 11/27/99

MOST 3-POINT FIELD GOALS MADE

16 Notre Dame, 1/29/97
 14 Wofford, 3/14/12
 14 Marshall, 12/6/90
 14 Miami, Fla., 2/18/95
 14 Maryland-Baltimore County, 12/13/08
 14 Albany, 11/28/03
 14 vs. Georgia, 12/17/94
 13 VMI, 12/6/11
 13 Albany, 11/11/11
 13 West Virginia, 2/29/96
 13 Florida A&M, 12/30/06

MOST 3-POINT FIELD GOAL ATTEMPTS

36 Georgia, 12/2/95
 34 vs. Georgia, 12/14/94
 34 Houston Baptist, 11/9/07
 34 Rider, 11/13/11
 33 VMI, 12/6/11
 31 Prairie View A&M, 12/23/95
 31 Florida A&M, 12/30/06
 31 at Seton Hall, 2/26/02
 31 vs. South Florida, 11/25/01
 30 St. John's, 12/5/94
 30 Connecticut, 1/11/95
 29 Five times

FEWEST 3-POINT FIELD GOALS MADE

0 vs. West Virginia, 3/12/09
 0 vs. Duquesne, 12/19/90



TEAM GAME RECORDS

- 0 Providence, 2/21/98
- 0 at Providence, 2/16/88
- 0 vs. Villanova, 3/12/88
- 0 St. John's, 1/9/88

FEWEST 3-POINT FIELD GOAL ATTEMPTS

- 2 at Connecticut, 2/21/87
- 2 at Providence, 2/16/88
- 2 vs. Duquesne, 12/19/90
- 2 vs. Seton Hall, 3/6/87
- 3 at Providence, 2/7/87
- 4 at Syracuse, 3/6/88
- 4 St. John's, 1/9/88
- 4 at Boston College, 1/24/87
- 4 vs. Eastern Michigan, 3/18/88
- 5 Five times

HIGHEST 3-POINT FIELD GOAL PERCENTAGE

- .833 Providence (5-6), 2/11/90
- .750 St. John's (9-12), 2/16/91

- .727 vs. Connecticut (8-11), 3/10/11
- .727 at Jacksonville (8-11), 12/26/87
- .714 Syracuse (5-7), 1/3/90
- .700 Seton Hall (7-10), 3/5/03
- .696 Notre Dame (16-23), 1/29/97
- .688 at Rutgers (11-16), 1/17/96
- .667 St. Francis, Pa. (8-12), 12/2/87
- .667 vs. Wisconsin (6-9), 12/30/86
- .632 at Cincinnati (12-19), 1/24/07
- .625 Connecticut (10-16), 3/4/89
- .625 Villanova (10-16), 2/12/97
- .625 Lafayette (10-16), 1/2/08
- .625 South Florida (10-16), 1/7/07
- .615 at Illinois (8-13), 2/13/93

WORST 3-POINT FIELD GOAL PERCENTAGE

- .000 Providence (0-9), 2/21/98
- .000 vs. West Virginia (0-8), 3/12/09
- .000 Providence (0-6), 1/3/87
- .000 vs. Duquesne (0-2), 12/19/90
- .000 at Providence (0-2), 2/16/88

- .000 Nebraska (0-1), 12/2/00
- .067 Tennessee (1-15), 12/4/99
- .071 at Georgetown (1-14), 2/2/99
- .071 at Notre Dame (1-14), 12/27/11
- .091 at Marquette (1-11), 2/15/08
- .091 Robert Morris (1-11), 1/4/03
- .091 at Georgetown (1-11), 2/7/90
- .100 Navy (1-10), 12/18/97
- .100 at Villanova (1-10), 2/12/11
- .100 at Connecticut (2-20), 1/31/06
- .100 Villanova (2-20), 2/3/93

MOST FREE THROWS MADE

- 44 New York University, 12/18/54
- 42 Oklahoma, 1/15/89
- 41 vs. Western Kentucky, 12/28/56
- 40 Army, 1/25/64
- 39 Arizona, 1/27/90
- 39 Villanova, 1/2/91
- 38 Boston College, 1/31/90
- 38 Providence, 2/11/90

- 37 at Providence, 2/7/87
- 36 vs. Duquesne, 12/19/90
- 35 Syracuse, 2/7/83
- 35 Geneva, 1/7/53
- 35 West Virginia, 12/8/90
- 34 Providence, 1/3/87
- 34 Indiana, Pa., 12/16/78
- 33 Six times

FEWEST FREE THROWS MADE

- 0 Nebraska, 12/2/00
- 1 Virginia, 12/4/76
- 1 at St. John's, 12/9/98
- 1 Louisville, 1/21/12
- 1 New Hampshire, 12/27/03
- 1 Wofford, 3/14/12
- 2 at Southwest Missouri State, 3/12/86
- 2 Temple, 1/24/76
- 2 at Syracuse, 2/4/75
- 2 at North Carolina, 11/29/96
- 2 at Massachusetts, 12/7/94

SUPERLATIVE TEAM PERFORMANCES

MOST PLAYERS WITH 30+ POINTS-GAME

- 1 Many times

MOST PLAYERS WITH 20+ POINTS-GAME

- 3 Syracuse, 2/13/70 (28-Scott, 27-O'Gorek, 20-Edwards)
- 3 Syracuse, 2/11/72 (33-Knight, 26-Martin, 22-Scott)
- 3 Kent State, 2/9/72 (23-Knight, 21-Paul, 20-Scott)
- 3 Illinois, 12/6/86 (22-Lane, 27-Smith, 29-Aiken)
- 3 vs. Eastern Michigan, 3/18/88 (31-Smith, 24-Gore, 22-Lane)
- 3 George Washington, 2/27/79 (21-T. Knight, 20-Clancy, 20-Ellis)
- 3 at Massachusetts, 2/24/81 (24-Clancy, 22-Wallace, 20-Vaughan)
- 3 Duquesne, 1/12/87 (27-Smith, 21-Lane, 20-Aiken)
- 3 at Providence, 3/2/04 (24-Taft, 23-Troutman, 22-Krauser)
- 3 Siena, 11/28/89 (29-Shorter, 21-Martin, 21-Porter)
- 3 Rutgers, 1/17/98 (22-Greer, 22-Cummings, 22-Lockhart)
- 3 vs. Oklahoma State, 12/27/89 (26-Martin, 27-Matthews, 20-Shorter)
- 3 vs. Georgia Tech, 12/28/89 (29-Shorter, 26-Matthews, 21-Martin)
- 3 Arizona, 1/27/90 (26-Matthews, 23-Shorter, 21-Brooklin)
- 3 Boston College, 1/31/90 (28-Shorter, 25-Martin, 24-Matthews)
- 3 at Seton Hall, 2/20/90 (23-Martin, 21-Shorter, 21-Matthews)

MOST PLAYERS IN DOUBLE FIGURE SCORING

- 7 at St. John's, 2/3/88
- 7 Youngstown State, 11/27/93
- 6 vs. Kent State, 3/17/06
- 6 Syracuse, 2/13/70
- 6 SE Louisiana, 12/14/02
- 6 vs. Oakland, 3/19/10
- 6 Carnegie Tech, 2/6/71
- 6 Ohio Wesleyan, 12/6/71
- 6 at Westminster, 1/30/74
- 6 Cleveland State, 2/14/74
- 6 Maryland, 2/11/78
- 6 Florida State, 12/20/83

- 6 Indiana, Pa., 11/30/85
- 6 Chicago State, 1/17/87
- 6 at Seton Hall, 1/14/87
- 6 Robert Morris, 12/8/99
- 6 Prairie View A&M, 12/23/95
- 6 Northwest Missouri State, 11/23/90
- 6 Villanova, 2/3/90

MOST PLAYERS WITH DOUBLE-DOUBLE

- 4 St. Francis, Pa., 12/1/93 (McCullough 20-11 assists, Gant 17-17 reb., Antigua 11-12 reb., Mobley 20-10 reb.)
- 3 Massachusetts, 12/2/78 (Clancy 20-10 reb., Ellis 11-12 reb., T. Knight 13-11 reb.)
- 3 vs. Rio Grande, 11/29/78 (Clancy 29-18 reb., Ellis 26-13 reb., T. Knight 14-12 reb.)

MOST PLAYERS WITH 10+ FIELD GOALS MADE

- 3 vs. Eastern Michigan, 3/18/88 (13-Smith, 10-Lane, 10-Gore)
- 2 Buffalo, 1/20/74 (12-Martin, 11-Knight)
- 2 vs. Rio Grande, 11/29/78 (13-Clancy, 11-Ellis)
- 2 Xavier, 12/8/86 (10-Gore, 10-Aiken)
- 2 Illinois, 12/6/86 (11-Aiken, 10-Smith)
- 2 vs. George Washington, 1/6/71 (11-Scott, 10-O'Gorek)
- 2 at Carnegie Tech, 2/1/64 (13-Generalovich, 11-Sauer)
- 2 Syracuse, 2/13/70 (12-Scott 12, 10-O'Gorek)
- 2 vs. George Washington, 3/8/75 (11-Knight, 10-Paul)
- 2 Youngstown State, 2/16/74 (12-Knight, 11-L. Hill)

MOST PLAYERS WITH 10+ FREE THROWS MADE

- 2 at Providence, 2/7/87 (12-Lane, 11-Smith)
- 2 Arizona, 1/27/90 (11-Shorter, 11-Brooklin)
- 2 at St. Francis, Pa., 12/5/83 (15-Vaughan, 11-Allen)
- 2 St. John's, 2/1/83 (10-Vaughan, 10-Williams)
- 2 Georgetown, 1/10/86 (12-Smith, 10-Lane)

- 2 Robert Morris, 11/30/88 (11-Shorter, 10-Martin)

MOST PLAYERS WITH 10+ FREE THROW ATTEMPTS

- 3 at Providence, 2/7/87 (15-Lane, 14-Smith, 12-Gore)
- 3 Boston College, 1/31/90 (15-Shorter, 12-Martin, 10-Matthews)
- 3 vs. Morehead State, 3/11/57 (11-Hennon, 11-Pegues, 10-Riser)

MOST PLAYERS WITH THREE 3-POINTERS MADE

- 4 Florida A&M, 12/30/06 (3-Cook, 3-Fields, 3-Graves, 3-Ramon)
- 3 Norfolk State, 12/1/99 (4-Lockhart, 3-Finneman, 3-Greer)
- 3 Albany, 11/28/03 (6-Krauser, 4-Page, 3-Graves)
- 3 UM-Baltimore County, 12/13/08 (3-Young, 3-Gibbs, 3-Fields)
- 3 Wofford, 3/14/12 (4-Gibbs, 4-Woodall, 4-Moore)
- 3 DePaul, 3/9/08 (3-Benjamin, 3-Young, 3-Ramon)
- 3 Marquette, 1/28/06 (3-Graves, 3-Ramon, 3-Krauser)
- 3 vs. Villanova, 3/4/98 (5-Cummings, 4-Lockhart, 3-Greer)
- 3 West Virginia, 2/26/96 (4-Alridge, 3-McCullough, 3-Cummings)
- 3 Miami, Fla., 2/18/95 (6-Thomas, 4-Alridge, 3-Antigua)
- 3 Marshall, 12/6/90 (5-Miller, 4-Matthews, 3-Porter)

MOST PLAYERS WITH 10+ REBOUNDS

- 3 Massachusetts, 12/2/78 (12-Ellis, 10 Clancy, 11-Terry Knight)
- 3 at Providence, 2/7/87 (17-Lane, 17-Smith, 12-Gore)
- 3 St. Francis, Pa., 11/27/93 (17-Gant, 12-Antigua, 10-Mobley)
- 3 Westminster, 2/26/59 (15-Fridley, 15-Mills, 11-Sawyer)
- 3 vs. Rio Grande, 11/29/78 (18-Clancy, 13-Ellis, 12-T. Knight)
- 3 New Hampshire, 12/27/03 (12-Taft, 11-Brown, 10-Troutman)

MOST PLAYERS WITH 10+ ASSISTS

- 2 Buffalo State, 2/18/76 (10-Richards, 10-Shrewsbury)
- 2 vs. Northwestern, 12/28/88 (12-Porter, 10-Miller)
- 2 Norfolk State, 12/1/99 (12-Holmes, 10-Greer)

MOST PLAYERS WITH 4+ BLOCKED SHOTS

- 2 at Massachusetts, 12/7/94 (4-Antigua, 4-Peterson)
- 2 Eastern Kentucky, 11/19/08 (4-McGhee, 4-Taylor)

MOST PLAYERS WITH 4+ STEALS

- 2 Duquesne, 1/16/80 (4-Clancy, 4-McMillian)
- 2 at Massachusetts, 12/8/79 (5-Wallace, 4-Clancy)
- 2 vs. Cal State Fullerton, 12/28/79 (4-Clancy, 4-Ellis)
- 2 at Eastern Kentucky, 1/12/81 (5-Clancy, 4-McMillian)
- 2 Maryland, 1/27/81 (4-Neverson, 4-McMillian)
- 2 West Virginia, 2/21/81 (5-Neverson, 4-McMillian)
- 2 Youngstown State, 12/13/03 (4-Troutman, 4-Brown)
- 2 Robert Morris, 11/24/04 (5-Krauser, 5-Troutman)
- 2 at Seton Hall, 2/26/02 (4-C. Johnson, 4-Zavackas)
- 2 at Nebraska, 12/11/99 (7-Knight, 5-Lockhart)
- 2 Syracuse, 1/19/00 (4-Greer, 4-Knight)
- 2 Miami, Ohio, 1/3/98 (4-Cummings, 4-Greer)
- 2 at Georgetown, 2/17/98 (4-Cummings, 4-Cosby)
- 2 Providence, 2/25/95 (4-Gant, 4-Maile)
- 2 Youngstown State, 11/27/93 (5-McCullough, 5-Shareef)
- 2 vs. Duquesne, 12/19/92 (6-McCullough, 4-Shareef)

MOST ASSISTS-THREE PLAYERS

- 29 Norfolk State, 12/1/99 (12-Holmes, 10-Greer, 7-Knight)
- 27 vs. Eastern Michigan, 3/18/88 (10-Porter, 9-Miller, 8-Lane)



TEAM GAME RECORDS

2 vs. North Carolina State, 12/2/91
 2 Cleveland State, 2/14/74
 2 at South Carolina, 2/5/75
 2 Utica, 12/21/81
 2 Boston College, 3/3/92
 2 Seton Hall, 2/27/99

MOST FREE THROW ATTEMPTS

60 New York University, 12/18/54
 58 Geneva, 1/7/53
 55 at Providence, 2/7/87
 53 Syracuse, 2/7/83
 53 vs. Western Kentucky, 12/28/56
 51 Villanova, 1/2/91
 51 at West Virginia, 12/9/89
 50 Seton Hall, 2/8/97
 50 vs. Duquesne, 1/6/92
 50 Boston College, 1/31/90
 49 Indiana, Pa., 12/16/78
 49 Arizona, 1/27/90
 48 Army, 1/25/64
 47 Providence, 1/3/87
 47 Providence, 2/11/90
 46 West Virginia, 12/8/90
 46 Notre Dame, 1/4/06
 45 Six times

FEWEST FREE THROW ATTEMPTS

1 Nebraska, 12/2/00
 1 at St. John's, 12/9/98
 3 Cleveland State, 2/14/74
 3 Wofford, 3/14/12
 3 Virginia, 12/4/76
 3 Massachusetts, 2/6/77
 3 Utica, 12/21/81
 3 Seton Hall, 2/27/99
 4 Five times

HIGHEST FREE THROW PERCENTAGE

1.00 Syracuse (16-16), 2/1/98
 1.00 Gettysburg (12-12), 12/1/71
 1.00 IUPUI (9-9), 11/27/99
 1.00 Penn State (9-9), 1/31/76
 .956 at Lafayette (22-23), 2/6/70
 .947 vs. Michigan State (18-19), 3/22/98
 .944 Gettysburg (17-18), 12/1/70
 .938 at Temple (15-16), 2/26/75
 .937 vs. Rutgers (15-16), 3/3/79
 .933 Toledo (28-30), 12/1/88
 .933 at Kent State (14-15), 2/16/65
 .933 Prairie View A&M (14-15), 12/3/98
 .929 Long Beach State (13-14), 11/16/11
 .926 Villanova (25-27), 3/1/79
 .923 at Massachusetts (12-13), 2/27/78
 .923 Colgate (12-13), 2/17/73
 .923 Davidson (33-36), 1/9/74
 .918 Carnegie Tech (22-24), 12/1/65
 .917 Tennessee (11-12), 12/4/99
 .914 Boston College (32-35), 1/10/99
 .913 at Syracuse (21-23), 1/9/71
 .909 Three times

MOST REBOUNDS

83 at Tampa, 2/7/55
 69 Rollins, 1/22/75
 68 vs. Rio Grande, 11/29/78
 67 St. Francis, Pa., 12/1/93
 64 Geneva, 2/24/58
 63 Penn State, 1/23/60
 62 Duquesne, 12/6/74
 62 Buffalo, 1/20/74
 62 at Syracuse, 12/21/61
 62 vs. Georgia, 12/17/94
 62 at Carnegie Mellon, 2/20/71
 61 vs. LSU, 12/27/62
 61 Carnegie Tech, 2/6/71
 61 Mount St. Mary's, 12/23/96
 60 Chicago State, 1/17/87
 60 Carnegie Tech, 2/1/68
 60 Geneva, 1/26/59

60 Prairie View A&M, 12/3/98
 60 VMI, 12/6/11
 59 Five times

FEWEST REBOUNDS

18 Penn State, 1/27/79
 18 at Penn State, 2/14/79
 18 at St. John's, 1/31/70
 19 at Fordham, 12/22/61
 20 at Penn State, 1/22/66
 21 Georgetown, 2/20/88
 21 at St. John's, 1/4/86
 21 West Virginia, 1/14/70
 21 at Penn State, 2/13/80
 22 at Providence, 2/16/88
 22 Georgetown, 1/8/90
 23 Notre Dame, 3/23/84
 23 Notre Dame, 2/16/83
 23 George Washington, 2/27/79
 23 Rutgers, 2/11/01
 23 Villanova, 3/9/03
 23 Georgetown, 1/13/07
 24 11 times

MOST OFFENSIVE REBOUNDS

32 North Florida, 11/13/10
 30 Prairie View A&M, 12/3/98
 30 at UCLA, 2/2/91
 29 vs. Georgia, 12/17/94
 27 Houston Baptist, 11/9/07
 26 at Miami, Fla., 2/5/97
 26 at West Virginia, 1/6/96
 26 at Georgetown, 2/7/90
 25 vs. Miami, Fla., 3/12/92
 25 at Georgetown, 1/28/95
 25 Mount St. Mary's, 12/23/96
 25 St. Francis, Pa., 12/1/93
 24 10 times

MOST DEFENSIVE REBOUNDS

42 St. Francis, Pa., 12/1/93
 40 North Carolina A&T, 11/17/00
 39 Boston College, 3/3/92
 39 Southeastern Louisiana, 12/14/02
 38 VMI, 12/6/11
 38 Notre Dame, 1/4/06
 38 at Kentucky, 11/22/91
 38 vs. East Tennessee State, 3/20/09
 37 at Providence, 2/7/87
 37 Robert Morris, 1/4/03
 36 Notre Dame, 1/6/03
 36 Vermont, 12/21/94
 36 vs. Wright State, 3/15/07
 36 Mount St. Mary's, 12/23/96
 35 Three times

MOST ASSISTS

34 Cleveland State, 2/14/74
 33 vs. Arkansas, 12/29/86
 33 Carnegie Tech, 2/6/71
 33 Youngstown State, 11/27/93
 33 Norfolk State, 12/1/99
 33 Maryland Eastern Shore, 12/18/10
 32 Buffalo State, 2/18/76
 32 vs. Northwestern, 12/28/88
 31 Houston Baptist, 11/9/07
 30 Notre Dame, 1/4/06
 30 West Virginia, 1/5/77
 30 Boston College, 1/31/90
 29 George Washington, 1/16/74
 29 St. Francis, Pa., 11/22/03
 29 Connecticut, 2/24/86
 29 vs. Eastern Michigan, 3/18/88
 29 Robert Morris, 11/28/87
 28 Five times

FEWEST ASSISTS

3 at South Carolina, 2/5/75
 3 at Georgetown, 2/7/90
 4 at West Virginia, 12/17/83

4 vs. Michigan State, 3/22/08
 4 vs. Florida State, 12/21/84
 4 Notre Dame, 2/16/83
 4 at St. Francis, Pa., 12/10/77
 4 vs. North Carolina, 3/15/81
 4 Georgetown, 1/6/88
 5 Five times

HIGHEST ASSIST-TURNOVER RATIO

5.3 Washington State (16:3), 3/30/13
 4.5 Rider (27:6), 12/4/10
 4.5 Louisville (18:4), 2/24/08
 4.3 Md.-Eastern Shore (33:8), 12/18/10

MOST ASSISTED FIELD GOALS-PERCENTAGE

93.8 Notre Dame (30-32), 1/4/06
 91.4 vs. Northwestern (32-35), 12/28/88
 90.9 Boston College (30-33), 1/31/90
 89.7 Ohio (26-29), 12/22/09
 88.9 Binghamton (24-27), 11/17/09
 88.5 IUPUI (23-26), 11/27/99
 88.5 Florida A&M (23-26), 12/30/06
 88.2 Villanova (15-17), 3/5/11
 88.0 Robert Morris (22-25), 12/28/00
 88.0 New Orleans (22-25), 12/29/99
 87.5 Coppin State (21-24), 12/21/05
 87.1 Rider (27-31), 12/4/10
 86.2 Robert Morris (25-29), 12/22/93
 85.2 West Virginia (23-27), 2/24/11
 84.6 Three times

MOST BLOCKED SHOTS

13 Duquesne, 1/20/86
 12 Eastern Kentucky, 11/19/09
 12 Saint Joseph's, 12/14/74
 12 St. Francis, Pa., 12/1/93
 11 Robert Morris, 11/28/87
 11 Delaware State, 1/17/81
 11 St. John's, 1/22/98
 11 vs. Duquesne, 12/1/10
 11 North Carolina, 12/20/93
 11 North Carolina A&T, 11/17/00
 11 Robert Morris, 12/28/00
 11 Rutgers, 2/21/02
 11 Villanova, 2/10/92
 10 Seven times

MOST STEALS

23 vs. Maryland, 11/28/98
 20 Indiana, Pa., 12/16/78
 19 Brown, 12/28/95
 18 at Massachusetts, 12/8/79
 18 Youngstown State, 11/27/93
 18 vs. Xavier, 11/26/98
 17 at Evansville, 12/6/77
 17 St. Francis, Pa., 11/29/81
 17 St. Francis, Pa., 11/17/98
 17 Texas Pan American, 11/23/98
 16 11 times

MOST TURNOVERS CAUSED

35 Ohio Wesleyan, 12/6/71
 35 Evansville, 12/5/78
 33 vs. Connecticut, 12/28/73
 32 at Evansville, 12/6/77
 32 at Lafayette, 12/4/85
 31 vs. Rhode Island, 3/6/81
 31 Kent State, 2/6/74
 31 Cornell, 12/23/91
 30 Duquesne, 3/6/80
 30 Cleveland State, 2/14/74
 30 North Carolina, 12/4/71
 30 Penn State, 1/31/76
 29 Six times

MOST TURNOVERS COMMITTED

38 at Iona, 1/22/79
 37 at Villanova, 1/15/77
 35 Georgetown, 1/3/95

35 at Massachusetts, 12/8/79
 34 vs. West Texas State, 12/6/80
 30 at North Carolina, 12/2/72
 30 at Notre Dame, 1/17/73
 30 at Temple, 2/23/77
 30 St. Francis, Pa., 12/1/93
 29 Five times

FEWEST TURNOVERS

3 Washington State, 3/30/12
 4 South Carolina, 2/14/76
 4 at Notre Dame, 2/24/10
 4 Louisville, 2/24/08
 5 American, 12/22/10
 5 Providence, 1/11/92
 5 Penn State, 1/16/71

MOST PERSONAL FOULS

38 Villanova, 2/7/86
 37 at Iona, 1/22/79
 37 at Purdue, 12/2/61
 36 Evansville, 12/5/78
 36 at West Virginia, 2/12/64
 36 vs. St. John's, 12/20/60
 36 Geneva, 1/7/53
 36 at Niagara, 12/2/75
 35 at Rutgers, 2/23/80
 35 Villanova, 2/29/80
 34 at St. John's, 3/5/83
 34 Westminster, 2/13/68
 33 Four times

FEWEST PERSONAL FOULS

6 St. Francis, Pa., 12/20/11
 7 at Syracuse, 1/4/06
 8 Maryland Baltimore County, 12/13/08
 8 DePaul, 2/21/09

MOST PLAYERS DISQUALIFIED

5 at Iona, 1/22/79
 5 Villanova, 2/7/86
 4 Villanova, 3/8/84
 4 at Purdue, 12/2/61
 4 at Seton Hall, 2/22/88
 4 vs. Morehead State, 3/11/57
 4 at Temple, 1/7/59
 4 Duquesne, 12/17/60
 4 at West Virginia, 2/12/64
 4 at Rutgers, 12/1/69
 4 at Fordham, 12/5/70
 4 at Niagara, 12/2/75
 4 Villanova, 2/29/80



OPPONENT GAME RECORDS

INDIVIDUAL GAME OPPONENT RANKINGS

POINTS SCORED

- 48 Eric Murdock, at Providence, 1/23/91
- 46 Bob Tallent, at George Washington, 1/11/69
- 43 Dana Barros, Boston College, 1/7/89
- 42 Robin Freeman, Ohio State, 12/1/54
- 42 Wil Robinson, at West Virginia, 3/4/72
- 42 Bruce King, vs. Iowa, 12/30/76
- 41 Marco Lokar, at Seton Hall, 2/20/90
- 40 Rod Hundley, at West Virginia, 2/25/56
- 39 Don MacLean, at UCLA, 2/2/91
- 37 Kevin Hamilton, at Iona, 1/22/79
- 37 Barry Kramer, vs. New York Univ., 3/11/63
- 37 Chris Quinn, Notre Dame, 1/4/06
- 37 Dominique Jones, at South Florida, 1/31/10
- 36 Sean Elliott, vs. Arizona, 12/30/88
- 36 Tracy Shelton, at West Virginia, 12/9/89
- 36 Antwan Jamison, at North Carolina, 11/29/96

MOST FIELD GOALS MADE

- 17 Bob Tallent, at George Washington, 1/11/69
- 16 Robin Freeman, Ohio State, 12/1/54
- 16 Eric Murdock, at Providence, 1/23/91
- 16 Rick Barry, Miami, Fla., 12/5/64
- 15 Eddie Griffin, Seton Hall, 1/30/96
- 15 Mike Samson, at George Washington, 1/13/79
- 14 Bob Wenzel, at Rutgers, 12/1/69
- 14 Alex Bradley, Villanova, 2/18/78
- 14 Stephen Thompson, Syracuse, 2/4/89
- 14 Don MacLean, at UCLA, 2/2/91
- 14 Rasheed Wallace, at North Carolina, 11/29/94
- 14 Antwan Jamison, at North Carolina, 11/29/96

MOST FIELD GOAL ATTEMPTS

- 37 Rod Hundley, at West Virginia, 1/29/55
- 35 Rod Hundley, at West Virginia, 2/25/56
- 31 Eric Murdock, at Providence, 1/23/91
- 31 Rick Barry, Miami, Fla., 12/5/64
- 30 Robin Freeman, Ohio State, 12/1/54
- 30 Jerry West, West Virginia, 2/19/59
- 30 Buster Briley, Evansville, 12/30/61
- 28 Keydren Clark, Saint Peter's, 11/19/06
- 28 Don Schena, Geneva, 1/26/59
- 28 Mookie Blaylock, Oklahoma, 1/15/89
- 28 Dave Rankin, Westminster, 1/8/58

HIGHEST FIELD GOAL PERCENTAGE (6 attempts)

- 1.000 John Wallace (8-8), at Syracuse, 2/21/95
- 1.000 Gary Massey (6-6), Villanova, 2/20/89
- 1.000 Ousmane Barro (6-6), at Marquette, 2/15/08

HIGHEST FIELD GOAL PERCENTAGE (10 attempts)

- .933 Stephen Thompson (14-15), Syracuse, 2/4/89
- .900 Andre McCloud (9-10), at Seton Hall, 2/22/83

MOST 3-POINT FIELD GOALS MADE

- 9 Dana Barros, Boston College, 1/7/89
- 8 Brad Soucie, vs. Eastern Michigan, 3/18/88
- 8 Colin Falls, Notre Dame, 3/5/05
- 7 Eric Murdock, at Providence, 1/23/91
- 7 Shelvin Mack, vs. Butler, 3/19/11
- 7 Greg Woodard, at Villanova, 1/30/91
- 7 Chris Walker, Villanova, 2/3/90
- 7 Marco Lokar, at Seton Hall, 2/20/90
- 7 Eric McLaughlin, Akron, 1/5/87
- 7 Donnell Williams, Seton Hall, 2/20/90

MOST 3-POINT FIELD GOAL ATTEMPTS

- 16 Dana Barros, Boston College, 1/7/89
- 15 Deonta Vaughn, vs. Cincinnati, 3/12/08
- 15 Jeremy Hazell, at Seton Hall, 2/28/09
- 15 Chris Walker, Villanova, 2/3/90

MOST 3-POINT FIELD GOALS, NO MISSES

- 6-6 Matt Bentley, Lafayette, 1/2/08
- 5-5 James Major, Seton Hall, 1/14/87
- 5-5 Todd Burgan, Syracuse, 2/1/98
- 5-5 Greg Monroe, Syracuse, 3/7/87

MOST FREE THROWS MADE

- 22 Bill Mullan, Penn State, 2/28/20
- 21 Bill Soffa, Carnegie Tech, 1/13/59
- 20 Frank Wolf, at Penn State, 2/19/20
- 18 Bruce King, vs. Iowa, 12/20/76
- 16 Mark Bryant, Seton Hall, 2/22/88
- 16 Frank Edwards, at Cleveland State, 1/23/80
- 16 Sherman Douglas, vs. Syracuse, 3/7/87
- 16 Mike Sweetney, at Georgetown, 1/19/02
- 16 Arturas Karnishovas, Seton Hall, 1/15/94

MOST FREE THROWS MADE, NO MISSES

- 16-16 Frank Edwards, at Cleveland State, 1/23/80
- 15-15 Steve Kaplan, Rutgers, 1/2/71
- 14-14 Austin Croshere, at Providence, 2/15/97
- 13-13 Ed Pinckney, vs. Villanova, 3/8/84
- 13-13 Uka Agbai, vs. Boston College, 3/7/02
- 12-12 Mike Iuzzolino, at St. Francis, Pa., 12/1/90
- 12-12 Rob Hodgson, Rutgers, 1/17/98

MOST FREE THROW ATTEMPTS

- 34 Frank Wolf, at Penn State, 2/19/20
- 28 Bill Morrison, West Virginia, 1/15/20

- 25 Pierre Hill, West Virginia, 1/20/22
- 24 John Reed, Penn State, 2/2/23
- 24 Boris Nachamkin, New York Univ., 2/6/54
- 23 Bruce King, vs. Iowa, 12/20/76
- 22 Homer Martin, West Virginia, 3/1/19
- 22 Pete Kinkead, Geneva, 1/7/53

REBOUNDS

- 27 Peter White, at West Virginia, 1/29/55
- 26 Joseph Hughes, at Holy Cross, 2/3/58
- 23 John Smyth, vs. Notre Dame, 3/16/57
- 23 John Marshall, at Penn State, 2/24/73
- 22 Jerry West, West Virginia, 2/18/59
- 22 Warren Baker, at West Virginia, 12/3/74
- 21 Mike Davis, at Maryland, 2/15/77
- 21 Frank Howard, Ohio State, 12/3/56
- 21 Ken Sidle, Ohio State, 12/3/56
- 20 Carey Bailey, at West Virginia, 1/17/68
- 19 Terry Dischinger, Purdue, 12/2/60
- 19 Tony Jackson, vs. St. John's, 12/20/60
- 19 Dick Witherite, Geneva, 1/10/62
- 18 Wayne Canaday, Miami, Fla., 12/5/69
- 18 Phil Sellers, Rutgers, 1/25/75
- 18 Chris Sease, Syracuse, 2/7/76
- 18 Michael Smith, at Providence, 2/22/93
- 18 Dexter Cambridge, vs. Texas, 11/29/91

ASSISTS

- 16 Tony Wytysinger, Illinois, 12/6/86
- 16 Steve Berger, West Virginia, 12/9/89
- 14 Michael Gardner, at Miami, Fla., 1/23/93
- 13 Ricky Tucker, at Providence, 2/28/83
- 13 Sherman Douglas, Syracuse, 2/10/88
- 12 Dwayne Washington, at Syracuse, 2/26/85

BLOCKED SHOTS

- 9 Patrick Ewing, at Georgetown, 2/19/85
- 9 Etan Thomas, at Syracuse, 2/16/00

STEALS

- 9 John Linehan, at Providence, 2/16/88
- 8 Winston Garland, at SW Missouri State, 3/12/86
- 7 Gene Smith, Georgetown, 2/29/84
- 7 Dwayne McClain, vs. Villanova, 3/8/84
- 7 Dawan Robinson, Rhode Island, 12/21/03
- 7 Scoonie Penn, Boston College, 1/21/97

MINUTES PLAYED

- 55 Pat Tallent, at George Washington, 1/10/76
- 53 Devin Ebanks, West Virginia, 2/12/10
- 51 Kevin Jones, West Virginia, 2/12/10

TEAM GAME OPPONENT RECORDS

MOST POINTS

120 at Louisiana State, 1/31/69

FEWEST POINTS (pre 1954-55)

9 at Penn State, 3/1/52

FEWEST POINTS (since 1954-55)

32 New Hampshire, 12/4/09

FEWEST POINTS IN HALF (since 1954-55)

7 New Hampshire, 12/4/09

MOST FIELD GOALS MADE

42 Syracuse, 2/4/89

FEWEST FIELD GOALS MADE

11 Carnegie Mellon, 12/16/96

MOST FIELD GOAL ATTEMPTS

95 Ohio State, 12/3/58
95 West Virginia, 1/18/67

FEWEST FIELD GOAL ATTEMPTS

34 vs. Notre Dame, 3/11/10

HIGHEST FIELD GOAL PERCENTAGE

.700 Syracuse (42-60), 2/4/89
.690 at Villanova (29-42), 2/11/83

LOWEST FIELD GOAL PERCENTAGE

.239 at Duquesne, 12/2/09

MOST 3-POINT FIELD GOALS MADE

17 LaFayette, 1/2/08

MOST 3-POINT FIELD GOAL ATTEMPTS

40 at West Virginia, 2/5/05

HIGHEST 3-POINT FIELD GOAL PERCENTAGE

.857 Georgetown (6-7), 1/10/87

HIGHEST 3-POINT FIELD GOAL PERCENTAGE (10 attempts)

.750 at Rutgers (12-16), 2/11/01

MOST FREE THROWS MADE

42 vs. St. John's, 3/9/95

FEWEST FREE THROWS MADE

1 Albany, 11/28/03
1 William & Mary, 1/3/04
1 Connecticut, 1/31/87

MOST FREE THROWS ATTEMPTED

58 Geneva, 1/7/53

FEWEST FREE THROWS ATTEMPTED

1 Albany, 11/28/03

MOST FREE THROWS MADE, NO MISSES

10 at Penn State, 12/7/02

HIGHEST FREE THROW PERCENTAGE

1.000 at Rutgers (7-7), 1/8/05

HIGHEST FREE THROW PERCENTAGE (at least 10 attempts)

.957 vs. Villanova (22-23), 3/28/09

LOWEST FREE THROW PERCENTAGE

.200 Connecticut (2-10), 12/4/96

MOST REBOUNDS

71 Holy Cross, 2/3/58
71 West Virginia, 2/18/59

MOST ASSISTS

28 at Notre Dame, 1/5/99

MOST BLOCKED SHOTS

15 at Seton Hall, 1/7/86

MOST STEALS

23 at Connecticut, 1/6/90

MOST TURNOVERS

35 Ohio Wesleyan, 12/6/71

MOST PERSONAL FOULS

38 Villanova, 1/2/91

FEWEST PERSONAL FOULS

6 Wofford, 3/14/12



FRESHMAN SEASON RECORDS

Season records are depicted. Freshmen were sanctioned to play by the NCAA in the 1972-73 season.

GAMES STARTED		
36/37	DeJuan Blair	2007-08
29/29	Charles Smith	1984-85
29/32	Kellii Taylor	1996-97
27/27	Ricardo Greer	1997-98
27/27	Attila Cosby	1997-98
27/31	Sean Miller	1987-88
25/28	Brandin Knight	1999-00
25/33	Julius Page	2000-01

MINUTES PLAYED		
1072	Sean Miller	1987-88
998	Kellii Taylor	1996-97
967	Ricardo Greer	1997-98
963	DeJuan Blair	2007-08
956	Charles Smith	1984-85
937	Brandin Knight	1999-00
923	Chris Taft	2003-04
888	Julius Page	2000-01

MINUTES PER GAME		
35.8	Ricardo Greer	1997-98
34.6	Sean Miller	1987-88
33.5	Brandin Knight	1999-00
33.0	Charles Smith	1984-85
31.2	Kellii Taylor	1996-97
29.5	Attila Cosby	1997-98
27.3	Donatas Zavackas	1999-00
26.9	Julius Page	2000-01

POINTS		
435	Charles Smith	1984-85
429	DeJuan Blair	2007-08
392	Chris Taft	2003-04
378	Sam Clancy	1977-78
337	Rod Brookin	1986-87
335	Ricardo Greer	1997-98
308	Kellii Taylor	1996-97
299	Julius Page	2000-01

SCORING AVERAGE		
15.0	Charles Smith	1984-85
14.0	Sam Clancy	1977-78
12.4	Ricardo Greer	1997-98
11.6	DeJuan Blair	2007-08
10.9	Chris Taft	2003-04
10.2	Rod Brookin	1986-87
10.1	Mel Bennett	1974-75
9.6	Kellii Taylor	1996-97

20-10 PERFORMANCES		
6	Ricardo Greer	1997-98
5	DeJuan Blair	2007-08
3	Charles Smith	1984-85

MOST-20 POINT GAMES		
8	Ricardo Greer	1997-98
6	Charles Smith	1984-85
5	DeJuan Blair	2007-08

DOUBLE FIGURE SCORING GAMES		
25	Sam Clancy	1977-78
25	DeJuan Blair	2007-08
24	Charles Smith	1984-85
20	Chris Taft	2003-04
17	Rod Brookin	1986-87
15	Ricardo Greer	1997-98
15	Kellii Taylor	1996-97
14	two players	

DOUBLE DOUBLES		
15	Sam Clancy	1977-78
14	DeJuan Blair	2007-08
9	Charles Smith	1984-85
7	Chris Taft	2003-04
5	Ricardo Greer	1997-98
4	Mel Bennett	1974-75
3	Jerome Lane	1985-86
2	Clyde Vaughan	1980-81

FIELD GOALS MADE		
168	DeJuan Blair	2007-08
162	Chris Taft	2003-04
155	Sam Clancy	1977-78
151	Charles Smith	1984-85
132	Ricardo Greer	1997-98
127	Rod Brookin	1986-87
114	Demetreus Gore	1984-85
114	Kellii Taylor	1996-97

FIELD GOAL ATTEMPTS		
320	Sam Clancy	1977-78
313	DeJuan Blair	2007-08
312	Kellii Taylor	1996-97
308	Ricardo Greer	1997-98
301	Charles Smith	1984-85
290	Chris Taft	2003-04
273	Demetreus Gore	1984-85
264	Mel Bennett	1974-75

FIELD GOAL PERCENTAGE-70 ATT		
.584	Dante Taylor (52-89)	2009-10
.563	Talib Zanna (40-71)	2010-11
.557	C. Troutman (64-115)	2001-02
.543	A. Williams (75-138)	1981-82
.506	Steve Beatty (42-83)	1980-81
.489	D. Porter (64-131)	1987-88
.488	B. Martin (61-125)	1987-88
.471	Chris Gant (41-87)	1991-92

FIELD GOAL PERCENTAGE-150 ATT		
.564	Rod Brookin (127-225)	1986-87
.559	Chris Taft (162-290)	2003-04
.537	DeJuan Blair(168-313)	2007-08
.521	Sam Young (98-188)	2005-06
.509	Attila Cosby (108-212)	1997-98
.502	C. Smith (151-301)	1984-85
.490	L. Fields (77-157)	2005-06
.484	Sam Clancy (155-320)	1977-78

THREE-POINT FIELD GOALS MADE		
58	Sean Miller	1987-88
43	Julius Page	2000-01
43	Ronald Ramon	2004-05
36	Ashton Gibbs	2008-09
33	John Johnson	2011-12
32	Levance Fields	2005-06
30	Jerry McCullough	1991-92
26	two players	

THREE-POINT FIELD GOAL ATTEMPTS		
133	Sean Miller	1987-88
128	Ronald Ramon	2004-05
126	Julius Page	2000-01
103	Kellii Taylor	1996-97
90	Ricardo Greer	1997-98
86	John Johnson	2011-12
82	Ashton Gibbs	2008-09
82	Jerry McCullough	1991-92

THREE-POINT FG PERCENTAGE		
.448	J. Matthews (26-58)	1987-88
.439	Ashton Gibbs (36-82)	2008-09
.436	Sean Miller (58-133)	1987-88
.423	Levance Fields(32-74)	2005-06
.417	O. Antigua (15-36)	1991-92
.389	Carl Krauser (21-54)	2002-03
.384	John Johnson (33-86)	2011-12
.366	J. McCullough (30-82)	1991-92

FREE THROWS MADE		
133	Charles Smith	1984-85
93	DeJuan Blair	2007-08
85	Bobby Martin	1987-88
75	Mel Bennett	1974-75
74	Jerome Lane	1985-86
73	Jerry McCullough	1991-92
68	Sam Clancy	1977-78
68	Chris Taft	2003-04

FREE THROW ATTEMPTS		
175	Charles Smith	1984-85
149	DeJuan Blair	2007-08
125	Chris Taft	2003-04
117	Bobby Martin	1987-88
116	Jerry McCullough	1991-92
113	Jerome Lane	1985-86
110	Mel Bennett	1974-75
102	Sam Clancy	1977-78

FREE THROW PERCENTAGE		
.851	Sean Miller (57-67)	1987-88
.836	J. Matthews (51-61)	1987-88
.833	John Johnson (25-30)	2011-12
.787	A. Williams (37-47)	1981-82
.768	D. Zavackas (43-56)	1999-00
.760	C. Smith (133-175)	1984-85
.741	D. Gore (40-54)	1984-85
.729	C. Krauser (51-70)	2002-03

MOST REBOUNDS		
337	DeJuan Blair	2007-08
327	Sam Clancy	1977-78
295	Mel Bennett	1974-75
270	Chris Taft	2003-04
231	Charles Smith	1984-85
181	Ricardo Greer	1997-98
148	Jerome Lane	1985-86
144	Sam Young	2005-06

REBOUND AVERAGE		
12.1	Sam Clancy	1977-78
10.2	Mel Bennett	1974-75
9.1	DeJuan Blair	2007-08
8.0	Charles Smith	1984-85
7.5	Chris Taft	2003-04
6.7	Ricardo Greer	1997-98
5.1	Jerome Lane	1985-86
5.0	Khem Birch	2011-12

MOST-10 REBOUND GAMES		
18	Sam Clancy	1977-78
15	DeJuan Blair	2007-08
9	Charles Smith	1984-85
9	Chris Taft	2003-04
7	Mel Bennett	1974-75
7	Ricardo Greer	1997-98

ASSISTS		
180	Sean Miller	1987-88
154	Brandin Knight	1999-00
117	Ricardo Greer	1997-98
93	Carl Krauser	2002-03
88	Jerry McCullough	1991-92
79	Darelle Porter	1987-88
73	Levance Fields	2005-06
70	Kellii Taylor	1996-97

ASSISTS AVERAGE		
5.8	Sean Miller	1987-88
5.5	Brandin Knight	1999-00
3.0	Keith Starr	1973-74
2.9	Vonteego Cummings	1995-96
2.9	Carl Krauser	2002-03
2.7	Jerry McCullough	1991-92
2.5	Darelle Porter	1987-88
2.2	Levance Fields	2005-06

MOST 10-ASSIST GAMES		
2	Sean Miller	1987-88
2	Brandin Knight	1999-00
1	Ricardo Greer	1997-98

100% OF GAMES STARTED		
29	Charles Smith	1984-85
27	Ricardo Greer	1997-98
27	Attila Cosby	1997-98

STEALS		
101	Kellii Taylor	1996-97
77	Brandin Knight	1999-00
62	DeJuan Blair	2007-08
47	Jerry McCullough	1991-92
42	Ricardo Greer	1997-98
34	Carl Krauser	2002-03
33	Jaron Brown	2000-01
31	two players	

STEALS AVERAGE		
3.2	Kellii Taylor	1996-97
2.8	Brandin Knight	1999-00
1.6	DeJuan Blair	2007-08
1.4	Jerry McCullough	1991-92
1.1	Carl Krauser	2002-03
1.0	Sean Miller	1987-88
1.0	Demetreus Gore	1984-85
1.0	Curtis Aiken	1984-85

BLOCKED SHOTS		
70	Mel Bennett	1974-75
63	Charles Smith	1984-85
60	Chris Taft	2003-04
53	Sam Clancy	1977-78
53	Attila Cosby	1997-98

BLOCKED SHOTS AVERAGE		
2.4	Mel Bennett	1974-75
2.2	Charles Smith	1984-85
1.9	Sam Clancy	1977-78
1.9	Attila Cosby	1997-98
1.9	Khem Birch	2011-12
1.6	Chris Taft	2003-04
1.1	DeJuan Blair	2007-08
1.0	Mark Blount	1995-96



FRESHMAN GAME RECORDS

MINUTES PLAYED

- 49 Ricardo Greer, vs. Villanova, 3/4/98
- 48 Ricardo Greer, St. John's, 1/22/98
- 47 Atila Cosby, St. John's, 1/22/98
- 45 Sam Clancy, at Cincinnati, 1/23/78
- 45 Sean Miller, vs. Vanderbilt, 3/20/88
- 41 Atila Cosby, vs. Villanova, 3/4/98

POINTS

- 29 Clyde Vaughan, vs. JMU, 12/20/80
- 26 Charles Smith, at Boston Coll., 1/21/85
- 26 Ricardo Greer, Providence, 2/21/98
- 25 Jerome Lane, St. Francis, Pa., 11/27/85
- 25 Charles Smith, at St. John's, 2/15/85
- 24 Sam Clancy, at Cincinnati, 1/23/78
- 24 Mel Bennett, vs. Penn State, 12/7/74
- 24 Chris Taft, at Providence, 3/2/04
- 24 Brandin Knight, at Gtown, 2/20/00
- 23 Rod Brookin, vs. Oklahoma, 3/15/87
- 23 Demetres Gore, Connecticut, 2/13/85
- 23 Charles Smith, Boston College, 2/23/85
- 23 Ricardo Greer, vs. Villanova, 3/4/98
- 23 Ricardo Greer, Navy, 12/18/97
- 23 Charles Smith, at Duquesne, 2/4/85
- 22 Rod Brookin, at St. John's, 2/28/87
- 22 Ricardo Greer, Rutgers, 1/17/98
- 22 Charles Smith, at Connecticut, 1/12/85
- 22 Demetres Gore, RMU, 12/29/84
- 22 Mel Bennett, Virginia, 2/15/75
- 22 Julius Page, St. Bonaventure, 3/14/01
- 22 DeJuan Blair, DePaul, 3/09/08
- 22 Sam Clancy, vs. Villanova, 3/3/78

POINTS OFF THE BENCH

- 24 Mel Bennett, vs. Penn State, 12/7/74
- 24 Brandin Knight, at Gtown, 2/20/00
- 23 Rod Brookin, vs. Oklahoma, 3/15/87
- 22 Demetres Gore, RMU, 12/29/84
- 22 Mel Bennett, Virginia, 2/15/75
- 21 Ronald Ramon, at Rutgers, 1/8/05
- 21 Jerry McCullough, Seton Hall, 1/2/92
- 20 Rod Brookin, vs. Syracuse, 3/7/87
- 20 Clyde Vaughan, Delaware St., 1/17/81
- 20 Clyde Vaughan, at UMass, 2/24/81
- 20 Sean Miller, St. Francis, Pa., 12/2/87

FIELD GOALS MADE

- 14 Clyde Vaughan, vs. JMU, 12/20/80
- 12 Sam Clancy, at Cincinnati, 1/23/78
- 10 Rod Brookin, vs. Oklahoma, 3/15/87
- 10 Ricardo Greer, Rutgers, 1/17/98
- 10 Ricardo Greer, Providence, 2/21/98
- 10 Chris Taft, at Providence, 3/2/04
- 9 Rod Brookin, vs. Syracuse, 3/7/87
- 9 Demetres Gore, RMU, 12/8/84
- 9 Charles Smith, at Connecticut, 1/12/85
- 9 Charles Smith, at Seton Hall, 2/2/85
- 9 Demetres Gore, Connecticut, 2/13/85
- 9 Sam Clancy, Villanova, 2/20/78
- 9 Sam Clancy, at UMass, 2/27/78
- 9 Atila Cosby, at West Virginia, 1/28/98
- 9 Ricardo Greer, Bucknell, 11/17/97
- 9 Ricardo Greer, vs. Villanova, 3/4/98
- 9 Mel Bennett, Virginia, 2/15/75
- 9 DeJuan Blair, Houston Baptist, 11/9/07
- 9 Brandin Knight, at Gtown, 2/20/00

MOST FIELD GOALS MADE-NO MISSES

- 6 Sam Young, at West Virginia, 2/27/06
- 5 Carl Krauser, Seton Hall, 3/5/03
- 5 Carl Krauser, at Georgia, 12/31/02

FIELD GOALS ATTEMPTED

- 21 Ricardo Greer, vs. Villanova, 3/4/98
- 18 Rod Brookin, vs. Oklahoma, 3/15/87
- 18 Clyde Vaughan, vs. JMU, 12/20/80
- 18 Jerome Lane, at Seton Hall, 1/7/86
- 18 Ricardo Greer, Rutgers, 1/17/98
- 17 Jerome Lane, at Xavier, 12/7/85
- 17 Demetres Gore, Connecticut, 2/13/85
- 17 Charles Smith, at St. John's, 2/15/85

- 17 Ricardo Greer, Miami, Fla., 1/3/98
- 17 Charles Smith, Duquesne, 2/4/85

3-POINT FIELD GOALS MADE

- 6 Sean Miller, St. Francis, Pa., 12/2/87
- 5 Sean Miller, Syracuse, 2/10/88
- 5 Ricardo Greer, Md.-E. Shore, 12/2/97
- 5 Ronald Ramon, at Rutgers, 1/8/05
- 4 Sean Miller, Boston College, 2/29/88
- 4 Kellii Taylor, Notre Dame, 1/29/97
- 4 Ronald Ramon, Howard, 11/20/04
- 4 Brandin Knight, at Gtown, 2/20/00
- 4 Julius Page, Duquesne, 12/21/00
- 4 Julius Page, at Georgetown, 1/20/01
- 4 Ashton Gibbs, at Providence, 2/24/09
- 4 Sean Miller, Connecticut, 1/13/88
- 4 Sean Miller, Florida, 1/2/88

3-POINT FIELD GOALS ATTEMPTED

- 9 Sean Miller, Connecticut, 1/13/88
- 9 Julius Page, St. Bonaventure, 3/14/01
- 9 Julius Page, Mississippi State, 3/19/01
- 9 Ronald Ramon, at Rutgers, 1/8/05

3-POINT FIELD GOAL PERCENTAGE

- (5 attempts)
- 1.00 S. Miller (6-6), St. Francis, Pa., 12/2/87
- .833 Sean Miller (5-6), Syracuse, 2/10/88
- .714 Ricardo Greer (5-7), UMES, 12/27/97
- .667 Julius Page (4-6), at Gtown, 1/20/01
- .667 Sean Miller (4-6), Boston Coll., 2/29/88
- .667 Julius Page (4-6), Duquesne, 12/21/00
- .667 Kellii Taylor (4-6), Notre Dame, 1/29/97
- .667 Ashton Gibbs (4-6), at PC, 2/24/09

FREE THROWS MADE

- 18 Charles Smith, at Boston Coll., 1/21/85
- 13 Jerome Lane, St. Francis, Pa., 11/27/85
- 11 Bobby Martin, Providence, 1/25/88
- 10 Donatas Zavackas, Villanova, 1/27/00
- 10 Jerry McCullough, Seton Hall, 1/2/92
- 9 Charles Smith, at St. John's, 2/15/85
- 9 Charles Smith, Boston College, 2/23/85
- 9 V. Cummings, vs. Duquesne, 11/29/95
- 9 Carl Krauser, SE Louisiana, 12/14/02

MOST FREE THROWS MADE-NO MISSES

- 9 Charles Smith, Duquesne, 2/4/85
- 8 Rod Brookin, vs. Kansas, 12/28/86
- 8 Mel Bennett, at Kent State, 2/26/75
- 7 Jaron Brown, Mississippi St., 3/19/01
- 7 Julius Page, St. Bonaventure, 3/14/01

FREE THROW ATTEMPTS

- 21 Charles Smith, at Boston Coll., 1/21/85
- 17 Jerome Lane, St. Francis, Pa., 11/27/85
- 15 Charles Smith, Boston College, 2/23/85
- 15 DeJuan Blair, vs. Duke, 12/20/07
- 14 Bobby Martin, Providence, 1/25/88
- 14 V. Cummings, vs. Duquesne, 11/29/95
- 14 Donatas Zavackas, Villanova, 1/27/00
- 14 Levance Fields, Notre Dame, 1/4/06

REBOUNDS

- 20 Sam Clancy, Duquesne, 2/22/78
- 20 DeJuan Blair, vs. Duke, 12/20/07
- 19 Mel Bennett, at Duquesne, 12/6/74
- 17 Sam Clancy, Maryland, 2/11/78
- 17 Sam Clancy, Villanova, 2/20/78
- 17 Mel Bennett, at West Virginia, 12/3/74
- 16 Charles Smith, at Duquesne, 2/4/85
- 16 Sam Clancy, Temple, 1/11/78
- 16 Sam Clancy, Morris Harvey, 11/26/77
- 16 Chris Taft, vs. Central Florida, 3/19/04
- 15 Jerome Lane, Florida State, 12/21/85
- 15 Sam Clancy, Canisius, 2/2/78
- 15 Sam Clancy, Penn State, 2/18/78
- 15 Sam Clancy, Syracuse, 1/14/78
- 15 Mel Bennett, Virginia, 2/15/75
- 15 Chris Taft, at Seton Hall, 2/9/04
- 15 DeJuan Blair, at Villanova, 1/06/08

- 15 Mel Bennett, vs. Penn State, 12/7/74
- 14 Jerome Lane, at Xavier, 12/7/85
- 14 Charles Smith, Boston College, 2/23/85
- 14 Sam Clancy, at West Virginia, 2/8/78
- 14 Sam Clancy, W.V. Wesleyan, 11/30/77
- 14 Sam Clancy, at Cleveland St., 1/25/78
- 14 DeJuan Blair, Houston Bapt., 11/09/07
- 14 DeJuan Blair, Seton Hall, 1/12/08
- 14 DeJuan Blair, Villanova, 1/30/08
- 14 DeJuan Blair, DePaul, 3/09/08
- 14 DeJuan Blair, at Washington, 12/8/07

OFFENSIVE REBOUNDS

- 10 DeJuan Blair, Houston Bapt., 11/09/07
- 9 DeJuan Blair, at Connecticut, 2/2/08
- 8 Jerome Lane, Florida State, 12/21/85
- 8 Atila Cosby, Villanova, 2/24/98
- 8 Ricardo Greer, vs. Villanova, 3/4/98
- 8 DeJuan Blair, at Notre Dame, 2/21/08
- 7 DeJuan Blair, at Villanova, 1/16/08
- 7 DeJuan Blair, vs. Georgetown, 3/15/08
- 7 Chris Taft, Rutgers, 1/17/04
- 7 Chris Taft, at Seton Hall, 2/9/04
- 7 J.J. Moore, North Florida, 11/13/10
- 7 Ricardo Greer, at Illinois St., 11/22/97
- 7 Isaac Hawkins, vs. Boston Coll., 3/6/97
- 7 Jerome Lane, at Xavier, 12/7/85

DEFENSIVE REBOUNDS

- 14 DeJuan Blair, vs. Duke, 12/20/07
- 11 DeJuan Blair, Seton Hall, 1/12/08
- 11 DeJuan Blair, Villanova, 1/30/88
- 11 DeJuan Blair, DePaul, 3/9/08
- 11 DeJuan Blair, at Washington, 12/8/07
- 11 Chris Taft, vs. Central Florida, 3/19/04
- 10 Chris Taft, at Georgetown, 2/24/04

ASSISTS

- 11 Sean Miller, Boston College, 2/29/88
- 11 Sean Miller, Seton Hall, 3/2/88
- 11 Brandin Knight, at UNO, 12/29/99
- 11 Brandin Knight, at St. John's, 1/3/00
- 10 Darelle Porter, vs. E. Michigan, 3/18/88
- 10 Sean Miller, Robert Morris, 11/28/87
- 10 Ricardo Greer, vs. Villanova, 3/4/98
- 9 Keith Starr, Buffalo, 1/20/74
- 9 Sean Miller, at St. John's, 2/3/88
- 9 Sean Miller, vs. E. Michigan, 3/18/88
- 9 Ricardo Greer, Providence, 2/21/98
- 9 Ricardo Greer, at Syracuse, 2/26/98
- 9 Brandin Knight, Syracuse, 1/19/00

BLOCKED SHOTS

- 7 Sam Clancy, Penn State, 2/18/78
- 7 Chris Taft, Murray State, 12/20/03
- 7 Atila Cosby, at Connecticut, 2/14/98
- 6 Charles Smith, Westminster, 2/1/85
- 6 Mel Bennett, Saint Joseph's, 12/14/74
- 6 Khem Birch, Robert Morris, 11/27/11
- 5 Sam Clancy, Temple, 1/11/78
- 5 Atila Cosby, at Georgetown, 2/17/98
- 5 Chris Taft, St. Francis, Pa., 11/22/03
- 5 Chris Taft, Rutgers, 1/17/04
- 5 DeJuan Blair, Oklahoma St., 12/15/07
- 5 Mark Blount, PVAM, 12/23/95

STEALS

- 7 Kellii Taylor, at Navy, 11/26/96
- 7 Kellii Taylor, New Orleans, 3/12/97
- 7 Brandin Knight, at Nebraska, 12/11/99
- 6 Kellii Taylor, Carnegie Mellon, 12/16/96
- 6 Kellii Taylor, at Boston College, 1/21/97
- 6 Brandin Knight, at Duquesne, 12/20/99
- 6 Kellii Taylor, Notre Dame, 1/29/97
- 6 Kellii Taylor, Georgetown, 2/20/97
- 5 Jerome Lane, vs. Georgetown, 3/6/86
- 5 Ronald Ramon, St. John's, 1/18/05
- 5 Brandin Knight, IUPUI, 1/27/99
- 5 Brandin Knight, at UNO, 12/29/99
- 5 Brandin Knight, at Gtown, 2/20/00

TOP FRESHMAN DEBUTS

POINTS

- 21 Ricardo Greer 11/17/97
- 20 DeJuan Blair 11/09/07
- 18 Vonteego Cummings 11/29/95
- 17 Jerome Lane 11/22/85
- 16 Charles Smith 11/26/84
- 15 Jason Matthews 11/28/87
- 13 Sean Miller 11/28/87
- 12 Levance Fields 11/19/05
- 12 Ronald Ramon 11/20/04
- 11 Carl Krauser 11/23/02

REBOUNDS

- 16 Sam Clancy 11/26/77
- 14 DeJuan Blair 11/09/07
- 12 Chris Taft 11/14/03
- 9 Carl Krauser 11/23/02
- 9 Charles Smith 11/26/84
- 8 Mel Bennett 11/30/74
- 8 Vonteego Cummings 11/29/95

ASSISTS

- 10 Sean Miller 11/28/87
- 7 Jason Matthews 11/28/87
- 6 Jerry McCullough 11/20/91
- 6 Brandin Knight 11/19/99
- 6 Jerry McCullough 11/20/91
- 6 Ronald Ramon 11/20/04

NOTABLE DEBUT GAMES

Ricardo Greer, 11/17/97
21 points (9-15 FG), 3 assists, 2 steals,

DeJuan Blair, 11/9/07
20 points (9-11 FG), 2-2 FT, 14 rebounds in 19 minutes

Charles Smith, 11/26/84
16 points (5-6 FG), 6-8 FT, 9 rebounds in 21 minutes

Sam Clancy, 11/26/77
9 points, 16 rebounds, 3 assists

Jerome Lane, 11/22/85
17 points, 6 rebounds

Sean Miller, 11/28/87
13 points (5-7 FG, 3-5 3FG), 10 assists, 3 steals in 24 minutes

Carl Krauser, 11/23/02
11 points (5-8 FG), 9 rebounds, 5 assists in 25 minutes

Jason Matthews, 11/28/87
15 points (5-12 FG), 7 assists, 3 rebounds in 26 minutes

Levance Fields, 11/29/05
12 points (4-5 FG, 2-3 3FG), 2-2 FT, 5 assists in 26 minutes

Brandin Knight, 11/29/99
10 points (5-7 FT), 6 assists, 3 steals in 34 minutes

Dante Taylor, 11/13/09
13 points (5-7 FG), 5 rebounds in 19 minutes

Vonteego Cummings, 11/29/95
18 points (4-6 FG, 9-14 FT), 8 rebounds, 4 assists in 30 minutes



RECORDS

2012-13 PITT BASKETBALL

TOTAL ASSISTS		
Total	GP	Year
647	37	2006-07
633	36	2008-09
595	34	2010-11
593	39	2011-12
590	35	2001-02
589	33	2002-03
587	33	1986-87
578	37	2007-08
566	31	1987-88
562	33	1990-91
544	28	1973-74

ASSISTS AVERAGE		
Total	GP	Year
19.4	28	1973-74
19.2	24	1971-72
18.3	31	1987-88
17.8	33	2002-03
17.8	33	1986-87
17.6	36	2008-09
17.5	34	2010-11
17.5	37	2006-07
17.4	29	1974-75
17.2	27	1976-77
17.0	33	1990-91

ASSIST:TURNOVER RATIO		
Total	GP	Year
1.49	34	2010-11
1.47	37	2006-07
1.45	36	2008-09
1.30	37	2007-08
1.27	34	2009-10
1.26	30	1988-89
1.22	33	2002-03
1.21	33	1986-87
1.20	33	2005-06
1.20	33	1990-91
1.19	39	2011-12

TURNOVERS FORCED PER GAME		
Total	GP	Year
20.1	33	1996-97
18.6	27	1995-96
18.4	28	1994-95
17.6	30	1998-99
16.9	27	1997-98
16.4	34	1991-92
16.1	35	2001-02
15.6	27	1993-94
15.1	33	2000-01
14.9	28	1999-00

FEWEST TURNOVERS COMMITTED PER GAME		
Total	GP	Year
11.7	34	2010-11
11.9	37	2006-07
12.0	37	2007-08
12.1	36	2008-09
12.3	34	2009-10
12.6	36	2003-04
13.2	30	1988-89
13.7	33	2005-06
14.2	33	1990-91
14.2	35	2001-02
14.4	29	2004-05

BLOCKED SHOTS		
Total	GP	Year
169	36	2003-04
157	35	2001-02
155	33	1996-97
148	33	1986-87
148	29	1985-86
146	34	1991-92
146	29	1974-75
140	27	1993-94
139	36	2008-09
138	34	2009-10
135	31	1987-88

BLOCKED SHOTS AVERAGE		
Total	GP	Year
5.2	27	1993-94
5.1	29	1985-86
5.0	29	1974-75
4.9	27	1997-98
4.7	33	1996-97
4.7	36	2003-04
4.5	27	1977-78
4.5	35	2001-02
4.5	33	1986-87
4.4	31	1987-88

TOTAL STEALS		
Total	GP	Year
338	30	1998-99
333	33	1996-97
323	31	1980-81
287	29	1979-80
271	33	2002-03
262	30	1981-82
252	31	1983-84
251	37	2007-08
246	36	2008-09
245	28	1994-95
241	27	1997-98

STEALS AVERAGE		
Total	GP	Year
11.3	30	1998-99
10.4	31	1980-81
10.1	33	1996-97
9.9	29	1979-80
8.9	27	1997-98
8.8	28	1994-95
8.7	30	1981-82
8.7	27	1995-96
8.2	33	2002-03
8.1	31	1983-84

TEAM SEASON LOWS

TOTAL POINTS		
Total	GP	Year
869	18	1949-50
950	21	1947-48
1,236	25	1948-49
1,252	22	1951-52
1,252	24	1968-69

SCORING AVERAGE		
Total	GP	Year
45.2	21	1947-48
48.3	18	1949-50
49.4	25	1948-49
56.3	26	1950-51
56.9	22	1951-52

FIELD GOAL PERCENTAGE		
Total	FGM-A	Year
.313	547-1745	1950-51
.326	333-1020	1949-50
.329	462-1404	1951-52
.329	570-1735	1953-54
.334	557-1670	1952-53

FREE THROW PERCENTAGE		
Total	FTM-A	Year
.575	203-353	1949-50
.590	328-556	1951-52
.596	498-836	1953-54
.597	485-812	1952-53
.601	360-599	1948-49

TOTAL ASSISTS		
Total	GP	Year
309	22	1951-52
380	29	1979-80
384	29	1984-85
391	27	1977-78
393	29	1978-79

ASSISTS AVERAGE		
Total	GP	Year
11.8	28	1982-83
13.1	29	1979-80
13.2	29	1984-85
13.4	31	1980-81
13.5	30	1998-99

TOTAL STEALS		
Total	GP	Year
176	28	1992-93
177	34	2009-10
178	28	1982-83
183	39	2011-12
185	30	1988-89

STEALS AVERAGE		
Total	GP	Year
4.7	39	2011-12
5.2	39	2009-10
5.2	37	2006-07
5.9	36	2003-04
5.9	33	1986-87

BLOCKED SHOTS		
Total	GP	Year
43	28	1982-83
60	28	1999-00
60	27	1976-77
62	30	1981-82
68	29	1989-90

BLOCKED SHOTS AVERAGE		
Total	GP	Year
1.5	28	1982-83
2.1	30	1981-82
2.1	28	1999-00
2.2	27	1976-77
2.3	29	1989-90

WINNING STREAKS

PITT BASKETBALL STREAKS

Longest Win Streak: 22 from 12/4/73-2/20/74; 21 from 1927-1928; 19 from 2/9/29-2/1/30; 18 from 11/14/03-1/17/04; 16 from 11/14/08-1/17/09; 15 from 11/19/05-1/21/06; 15 from 2/5/15-1916.

Longest Home Win Streak: 40 from 1/22/01-2/29/04; 31 from 2/27/08-1/20/10; 27 from 12/10/73-12/23/75; 21, 2/27/08-current; 20 from 1/28/01-1/24/11; 16 from 11/19/05-3/3/06; 14 from 1/31/87-1/25/88; 12 from 2/9/84-1/22/86; 11 from 1/2/64-12/4/65.

Longest On-Campus Home Win Streak: 40 from 1/22/01-2/29/04; 25 from 12/10/73-12/23/75.

Longest Losing Streak: 10 from 12/7/68-1/22/69; 10 from 2/5/93-3/10/93; 9 from 2/8/68-12/5/69, 8 from 12/23/11-1/25/12.

Longest Home Losing Streak: 7 from 12/12/53-1/9/54; 5 from 1/29/93-2/22/93; 5 from 1/3/95-2/4/95; 5 from 1/25/66-2/26/66.

Longest Road Win Streak: 11 from 1927-1929; 7 from 2/27/10-2/19/11; 6, four times-from 1/4/07-2/24/07; 2/10/02-12/31/02; 1929-1930; 12/4/73-2/16/74.

Longest Road Losing Streak: 23 from 2/13/68-2/18/70; 19 from 1949-1951.

Longest Season Opening Win Streak: 21-0 in 1927-28; 18-0 in 2003-04; 16-0 in 2008-09; 15-0 in 2005-06; 15-0 in 1915-16; 12-0 in 1929-30; 10-0 in 2010-11; 10-0 in 2006-07; 10-0 in 2004-05; 9-0 in 1987-88; 9-0 in 2002-03.

Longest Season Opening Losing Streak: 6 in 1947-48; 4 in 1954-55; 4 in 1949-50.

Most Consecutive Winning Seasons: 12 from 2000-01 to current; 6 from 1983-84 to 1988-89; 5 from 1932-33 to 1936-37; 5 from 1977-78 to 1981-82.

Most Consecutive Losing Seasons: 5 from 1964-65 to 1968-69.

Most Consecutive NCAA Tournament Appearances: 10 from 2002-12; 3 from 1987-89; 2 from 1957-58; 1981-82.

Most Consecutive Postseason Appearances: 12 from 2000-current; 6 from 1984-89; 3 from 1991-93, 1980-82.

Consecutive NCAA "Sweet Sixteen" Appearances: 3 (2001-02, 2002-03, 2003-04).

Consecutive Seasons Advancing to the Big East Tournament: 30 from 1983-2012.



POSTSEASON HISTORY

NCAA TOURNAMENT HISTORY

Appearances: 23; Games: 46; Total Record: 23-24.

Date	Opponent (Location)	W/L	Score
1941	Final Four		
3/21	vs. North Carolina (Madison, Wisc.)	W	26-20
3/22	at Wisconsin (Final Four- Madison, Wisc.)	L	36-30
1957			
3/11	vs. Morehead State (Columbus, Ohio)	W	86-85
3/15	at Kentucky (Lexington, Ky.)	L	98-92
3/16	vs. Notre Dame (Consolation-Lexington, Ky.)	L	86-85
1958			
3/11	vs. Miami (Ohio) (Evanston, Ill.)	L	82-77
1963			
3/11	vs. New York Univ. (Philadelphia, Pa.)	L	93-83
1974	Elite Eight		
3/9	vs. Saint Joseph's (Morgantown, W.Va.)	W	54-42
3/14	vs. Furman (Raleigh, N.C.)	W	81-78
3/16	at North Carolina State (Raleigh, N.C.)	L	100-72
1981			
3/13	vs. Idaho (El Paso, Texas)	W	70-69 (OT)
3/15	vs. North Carolina (El Paso, Texas)	L	74-57
1982			
3/12	vs. Pepperdine (Pullman, Wash.)	L	99-88
1985			
3/14	vs. Louisiana Tech (Tulsa, Okla.)	L	78-54
1987			
3/13	vs. Marist (Tucson, Ariz.)	W	93-68
3/15	vs. Oklahoma (Tucson, Ariz.)	L	96-93
1988			
3/18	vs. Eastern Michigan (Lincoln, Neb.)	W	108-90
3/20	vs. Vanderbilt (OT) (Lincoln, Neb.)	L	80-74
1989			
3/10	vs. Ball State (Indianapolis, Ind.)	L	68-64
1991			
3/14	vs. Georgia (OT) (Louisville, Ky.)	W	76-68
3/16	vs. Kansas (Louisville, Ky.)	L	77-66
1993			
3/19	vs. Utah (Nashville, Tenn.)	L	86-65
2002	Sweet Sixteen		
3/15	vs. Central Connecticut State (Pittsburgh, Pa.)	W	71-54
3/17	vs. California (Pittsburgh, Pa.)	W	63-50
3/21	vs. Kent State (OT) (Lexington, Ky.)	L	78-73
2003	Sweet Sixteen		
3/21	vs. Wagner (Boston, Mass.)	W	87-61
3/23	vs. Indiana (Boston, Mass.)	W	74-52
3/27	vs. Marquette (Minneapolis, Minn.)	L	77-74
2004	Sweet Sixteen		
3/19	vs. Central Florida (Milwaukee, Wisc.)	W	53-44
3/21	vs. Wisconsin (Milwaukee, Wisc.)	W	59-55
3/25	vs. Oklahoma State (East Rutherford, N.J.)	L	63-51
2005			
3/17	vs. Pacific (Boise, Idaho)	L	79-71
2006			
3/17	vs. Kent State (Auburn Hills, Mich.)	W	79-64
3/19	vs. Bradley (Auburn Hills, Mich.)	L	72-66
2007	Sweet Sixteen		
3/15	vs. Wright State (Buffalo, N.Y.)	W	79-58
3/17	vs. Virginia Commonwealth (Buffalo, N.Y.)	W	84-79 (OT)
3/22	vs. UCLA (San Jose, Calif.)	L	64-55
2008			
3/20	vs. Oral Roberts (Denver, Colo.)	W	82-63
3/22	vs. Michigan State (Denver, Colo.)	L	65-54
2009	Elite Eight		
3/20	vs. East Tennessee State (Dayton, Ohio)	W	72-62
3/22	vs. Oklahoma State (Dayton, Ohio)	W	84-76
3/26	vs. Xavier (Boston, Mass.)	W	60-55
3/28	vs. Villanova (Boston, Mass.)	L	78-76
2010			
3/19	vs. Oakland (Milwaukee, Wis.)	W	89-66
3/21	vs. Xavier (Milwaukee, Wis.)	L	71-68
2011			
3/17	vs. UNC Asheville (Washington, D.C.)	W	74-51
3/19	vs. Butler (Washington, D.C.)	L	71-70



Pitt's 2002-03 team automatically qualified for the NCAA Tournament when it captured the school's first-ever Big East Tournament title. The Panthers advanced to their second consecutive NCAA Tournament "Sweet Sixteen" appearance.

NIT HISTORY

Appearances: 8; Games: 14; Total Record: 6-8

Date	Opponent (Location)	W/L	Score
1964			
3/14	vs. Drake (New York, N.Y.)	L	87-82
1975			
3/15	vs. Southern Illinois (New York, N.Y.)	W	70-65
3/18	vs. Providence (New York, N.Y.)	L	101-80
1980			
3/6	at Duquesne (Pittsburgh, Pa./Civic Arena)	L	65-63
1984			
3/16	vs. LaSalle (Philadelphia, Pa.)	W	95-91
3/18	vs. Florida State (Greensboro, N.C.)	W	66-63
3/23	Notre Dame (Pittsburgh, Pa.)	L	72-64
1986			
3/12	at SW Missouri State (Springfield, Mo.)	L	59-52
1992			
3/18	at Penn State (University Park, Pa.)	W	67-65
3/23	Florida (Pittsburgh, Pa.)	L	77-74
1997			
3/12	New Orleans (Pittsburgh, Pa.)	W	82-63
3/17	at Arkansas (Fayetteville, Ark.)	L	76-71
2001			
3/14	St. Bonaventure (Pittsburgh, Pa.)	W	84-75
3/19	Mississippi State (Pittsburgh, Pa.)	L	66-61



Pitt's 2008 Big East Tournament championship team became Pitt's fourth NCAA Tournament automatic qualifier after its title game victory over Georgetown.



NCAA TOURNAMENT RECORDS

NCAA TOURNAMENT HISTORY

NCAA TOURNAMENT INFO

- **Appearances:** 23.
- **Total Games:** 47.
- **Overall Record:** 23-24.
- **Overtime:** 2-2.
- **One-Point Games:** 4 (3-1)
- **Two-Point Games:** 1 (0-1)
- **Most Points Scored-Pittsburgh:**
108 (108-90 win vs. Eastern Michigan, 3/18/88).
- **Most Points Scored-Opponent:**
100 (100-72 loss vs. North Carolina State, 3/16/74).
- **Largest Victory Margin-Pittsburgh:** 26 (87-61 win vs. Wagner, 3/21/03).
- **Largest Victory Margin-Opponent:**
28 (100-72 loss vs. North Carolina State, 3/16/74)
- **Consecutive Wins:** 3, 2009.
- **Consecutive Losses:** 4 (3/15/57-3/11/63).
- **Last 10:** 7-3.
- **Last 20:** 12-8.

NCAA TOURNAMENT NOTES

- Pitt has received two No. 1 seeds upon entering the NCAA Tournament (2009 and 2011).
- The following are Pitt's 23 NCAA Tournament appearances: 1941, 1957, 1958, 1963, 1974, 1981, 1982, 1985, 1987, 1988, 1989, 1991, 1993, 2002, 2003, 2004, 2005, 2006, 2007, 2008, 2009, 2010, 2011.
- The farthest Pitt has ever advanced in the NCAA Tournament is the "Elite Eight" in both 1974 (32-team tournament) and 2009 (64-team tournament). Pitt's three wins in 2009 marked its most wins in a single NCAA Tournament.
- Pitt has made consecutive NCAA Tournament appearances six times in school history. It appeared in back-to-back NCAA Tournaments in 1957 and 1958, 1981 and 1982, three straight tournaments in 1987-89 and a school record 10 consecutive from 2002-11.
- In 2002, Pitt advanced to the NCAA "Sweet Sixteen" for the first time in 28 years.
- In 2008, Pitt made its second-ever NCAA Tournament berth as the Big East's automatic qualifier. The Panthers captured their second-ever Big East Tournament championship with a 74-65 win against Georgetown.
- In 2009, Pitt earned its first NCAA Elite Eight appearance since 1974.

PITT'S ALL-TIME NCAA TOURNAMENT APPEARANCES

Key: How- Q, automatic; A-at-large; W-L- record entered NCAA Tournament; second W-L column- record in tournament; third W-L column, final record.

Year	Conference (seed)	How	W-L	Pct.	W-L	W-L
1941	Independent	A	12-5	.706	1-1	13-6
1957	Independent	A	15-9	.625	1-2	16-11
1958	Independent	A	18-6	.750	0-1	18-7
1963	Independent	A	19-5	.792	0-1	19-6
1974	Independent	A	22-3	.880	2-1	24-4
1981	Eastern 8 (10)	Q	18-11	.621	1-1	19-12
1982	Eastern 8 (10)	Q	20-9	.690	0-1	20-10
1985	Big East (12)	A	17-11	.607	0-1	17-12
1987	Big East (3)	A	24-7	.774	1-1	25-8
1988	Big East (2)	A	23-6	.793	1-1	24-7
1991	Big East (6)	A	20-11	.645	1-1	21-12
1993	Big East (9)	A	17-10	.630	0-1	17-11
2002	Big East (3)	A	27-5	.844	2-1	29-6
2003	Big East (2)	Q	26-4	.867	2-1	28-5
2004	Big East (3)	A	29-4	.879	2-1	31-5
2005	Big East (9)	A	20-8	.714	0-1	20-9
2006	Big East (5)	A	24-7	.774	1-1	25-8
2007	Big East (3)	A	27-7	.794	2-1	29-8
2008	Big East (4)	Q	26-9	.743	1-1	27-10
2009	Big East (1)	A	28-4	.875	3-1	31-5
2010	Big East (3)	A	24-8	.750	1-1	25-9
2011	Big East (1)	A	27-5	.844	1-1	28-6

CAREER LEADERS

POINTS

177	Sam Young	2006-09
136	Levance Fields	2006-09
125	Carl Krauser	2003-06
108	Gilbert Brown	2008-11
108	Julius Page	2002-04
106	Charles Smith	1985-88
103	Chevon Troutman	2002-05
103	Don Hennon	1957-58
89	Brandin Knight	2002-03
87	Jaron Brown	2002-04
82	Ashton Gibbs	2009-11

REBOUNDS

72	DeJuan Blair	2008-09
64	Chevon Troutman	2002-05
57	Jerome Lane	1987-88
46	Jaron Brown	2002-04
41	Aaron Gray	2004-07
41	Carl Krauser	2003-06
39	Charles Smith	1985-88
39	Gilbert Brown	2008-11

ASSISTS

55	Levance Fields	2006-09
43	Brandin Knight	2002-03
36	Sean Miller	1988-91
31	Carl Krauser	2003-06

TOP NCAA TOURNAMENT GAME PERFORMANCES

POINTS

34	Billy Knight	vs. Furman, 3/14/74
34	John Riser	vs. Notre Dame, 3/16/57
32	Sam Young	vs. Oklahoma State, 3/22/09
31	Don Hennon	vs. Morehead State, 3/11/57
31	Charles Smith	vs. Eastern Michigan, 3/18/88
31	Julius Pegues	vs. Miami, Ohio, 3/11/58
30	John Riser	vs. Kentucky, 3/15/57
28	Don Hennon	vs. Miami, Ohio, 3/11/58
28	Sam Young	vs. Villanova, 3/28/09
27	Carl Krauser	vs. Pacific, 3/17/05
27	DeJuan Blair	vs. East Tennessee State, 3/20/09
26	Ashton Gibbs	vs. UNC Asheville, 3/17/11
26	Don Hennon	vs. Miami, Ohio, 3/11/58

REBOUNDS

20	Jerome Lane	vs. Vanderbilt, 3/20/88
17	DeJuan Blair	vs. Xavier, 3/26/09
17	Jerome Lane	vs. Eastern Michigan, 3/18/88
16	DeJuan Blair	vs. East Tennessee State, 3/20/09
16	Chris Taft	vs. Central Florida, 3/19/04
14	Chevon Troutman	vs. Wisconsin, 3/21/04

ASSISTS

11	Brandin Knight	vs. Marquette, 3/27/03
10	Darelle Porter	vs. Eastern Michigan, 3/18/88
9	Levance Fields	vs. Oklahoma State, 3/22/09
9	Levance Fields	vs. Wright State, 3/15/07
9	Carl Krauser	vs. Kent State, 3/17/06
9	Sean Miller	vs. Eastern Michigan, 3/18/88
9	Brandin Knight	vs. Central Conn. State, 3/15/02

DOUBLE-DOUBLES IN NCAA TOURNAMENT PLAY

Brad Wanamaker, 16 points, 10 rebounds vs. Xavier, 3/21/10
DeJuan Blair, 20 points, 10 rebounds vs. Villanova, 3/28/09
DeJuan Blair, 10 points, 17 rebounds vs. Xavier, 3/26/09
DeJuan Blair, 10 points, 12 rebounds vs. Oklahoma State, 3/22/09
DeJuan Blair, 27 points, 16 rebounds vs. East Tennessee State, 3/20/09
Sam Young, 14 points, 13 rebounds vs. East Tennessee State, 3/20/09
Aaron Gray, 17 points, 13 rebounds vs. Kent State, 3/17/06
Chris Taft, 13 points, 12 rebounds vs. Pacific, 3/17/05
Brandin Knight, 16 points, 11 assists vs. Marquette, 3/27/03
Brian Shorter, 23 points, 13 rebounds vs. Georgia, 3/14/91
Charles Smith, 21 points, 10 rebounds vs. Vanderbilt, 3/20/88
Jerome Lane, 22 points, 17 rebounds vs. Eastern Michigan, 3/18/88
Charles Smith, 31 points, 12 rebounds vs. Eastern Michigan, 3/18/88
Jerome Lane, 14 points, 13 rebounds vs. Oklahoma, 3/15/87
Jerome Lane, 11 points, 12 rebounds vs. Marist, 3/13/87
Sam Clancy, 22 points, 13 rebounds vs. Idaho, 3/13/81
Billy Knight, 19 points, 10 rebounds vs. North Carolina State, 3/16/74
John Riser, 34 points, 10 rebounds vs. Notre Dame, 3/16/57
John Riser, 30 points, 13 rebounds vs. Kentucky, 3/15/57

RESULTS VS. OPPONENTS

Opponent	W	L
Ball State	0	1
Bradley	0	1
Butler	0	1
California	1	0
Central Conn. State	1	0
Central Florida	1	0
East Tennessee State	1	0
Eastern Michigan	1	0
Furman	1	0
Georgia	1	0
Idaho	1	0
Indiana	1	0
Kansas	0	1
Kent State	1	1
Kentucky	0	1
Louisiana Tech	0	1
Marist	1	0
Marquette	0	1
Miami (Ohio)	0	1
Michigan State	0	1
Morehead State	1	0
New York Univ.	0	1
North Carolina	1	1
UNC Asheville	1	0
North Carolina State	0	1
Notre Dame	0	1
Oakland	1	0
Oklahoma	0	1
Oklahoma State	1	1
Oral Roberts	1	0
Pacific	0	1
Pepperdine	0	1
Saint Joseph's	1	0
UCLA	0	1
Utah	0	1
Vanderbilt	0	1
Villanova	0	1
VCU	1	0
Wagner	1	0
Wisconsin	1	1
Wright State	1	0
Xavier	1	1
Totals	23	24

NCAA TOURNAMENT SEEDING

Year	Seed	Year	Seed
1981	10	2003	2
1982	10	2004	3
1985	12	2005	9
1987	3	2006	5
1988	2	2007	3
1989	8	2008	4
1991	6	2009	1
1993	9	2010	3
2002	3	2011	1

TOTAL POSTSEASON (NCAA & NIT)

Appearances: 31 ■ Games: 61 ■ Total Record: 29-32



NCAA TOURNAMENT RECORDS

INDIVIDUAL RECORDS

GAME RECORDS

- **Minutes:** 45, Sean Miller, vs. Vanderbilt, 3/20/88; Julius Page vs. Kent State, 3/21/02.
- **Points:** 34, Billy Knight vs. Furman, 3/14/74; John Riser vs. Notre Dame, 3/16/57.
- **Rebounds:** 20, Jerome Lane vs. Vanderbilt, 3/20/88.
- **Assists:** 11, Brandin Knight vs. Marquette, 3/27/03.
- **Field Goals Made:** 16, John Riser vs. Kentucky, 3/15/57.
- **Field Goals Attempted:** 33, Don Hennon vs. Miami, Ohio, 3/11/58.
- **Field Goal Percentage (10+ FGM):** .789 (10-13), Charles Smith vs. Oklahoma, 3/15/87.
- **Field Goal Percentage (less than 10 FGM):** 1.000, DeJuan Blair (9-9) vs. Villanova, 3/28/09; Aaron Gray (6-6) vs. Kent State, 3/17/06; Ronald Ramon (6-6) vs. Kent State, 3/17/06; Chevon Troutman (5-5) vs. Central Florida, 3/19/04.
- **Free Throws Made:** 16, John Riser, vs. Kentucky, 3/15/57.
- **Free Throws Attempted:** 17, John Riser vs. Kentucky, 3/15/57.
- **Free Throw Percentage (less than 10 FTA):** 1.000, Calvin Sheffield (8-8) vs. New York, 3/11/63.
- **Free Throw Percentage (at least 10 FTA):** .941, John Riser (16-17) vs. Kentucky, 3/15/57; .909, Billy Knight (10-11) vs. Furman, 3/14/74.
- **Three-Point FG Made:** 6, Ashton Gibbs vs. UNC Asheville, 3/17/11.
- **Three-Point FG Attempted:** 13, Ashton Gibbs vs. Xavier, 3/21/10.
- **Three-Point FG Percentage (at least 4 3FGmade):** .667, Ashton Gibbs (6-9) vs. UNC Asheville, 3/17/11; Ronald Ramon (4-6) vs. Wright State, 3/15/07; Tom Glover (4-6) vs. Georgia, 3/14/91; Julius Page (4-6) vs. Central Connecticut State, 3/15/02.
- **Offensive Rebounds:** 8, DeJuan Blair vs. Xavier, 3/26/09; Sam Clancy vs. Idaho, 3/13/81.
- **Steals:** 5, Sam Clancy vs. North Carolina, 3/15/81; Daryl Shepherd vs. Louisiana Tech, 3/14/85; Brandin Knight vs. Central Connecticut State, 3/15/02, vs. Indiana, 3/23/03; Jermaine Dixon vs. Oakland, 3/19/10.
- **Turnovers:** 7, Dwayne Wallace vs. North Carolina, 3/15/81.
- **Blocked Shots:** 5, Aaron Gray vs. Kent State, 3/17/06.

FULL NCAA TOURNAMENT

- **Games Played:** 4, many players in 2009.
- **Minutes:** 154, Sam Young, 2009.
- **Points:** 93, Sam Young, 2009.
- **Scoring Average:** 26.0, Charles Smith, 1988.
- **Rebounds:** 55, DeJuan Blair, 2009.
- **Rebound Average:** 18.5, Jerome Lane, 1988.
- **Assists:** 26, LeVance Fields, 2009.
- **Assists Average:** 7.33, Brandin Knight, 2003.
- **Field Goals Made:** 33, Sam Young, 2009.
- **Field Goals Attempted:** 73, Don Hennon, 1957.
- **Field Goal Percentage:** .875, Levon Kendall (7-8), 2006.
- **Free Throws Made:** 17, Don Hennon, 1957.

- **Free Throws Attempted:** 19, Don Hennon, 1957; Brad Wanamaker, 2010.
- **Free Throw Percentage:** .938, Sam Young (15-16), 2009.
- **Three Point Field Goals Made:** 12, LeVance Fields, 2009.
- **Three Point Field Goals Attempted:** 25, Sam Young, 2009.
- **Three Point Field Goal Percentage:** .700, Ashton Gibbs, 2011.
- **Steals:** 8, DeJuan Blair, 2009.
- **Turnovers:** 13, Sam Young, 2009.
- **Blocked Shots:** 7, Aaron Gray, 2007.
- **Blocked Shot Average:** 2.33, Aaron Gray, 2007.

INDIVIDUAL-CAREER

- **Games Played:** 11, Sam Young and LeVance Fields, 2006-09.
- **Games Started:** 9, Julius Page, 2002-04; Jaron Brown, 2002-04.
- **Minutes:** 335, Julius Page, 2002-04.
- **Points:** 177, Sam Young, 2006-09.
- **Scoring Average:** 25.8, Don Hennon, 1957-58.
- **Rebounds:** 72, DeJuan Blair, 2006-09.
- **Rebound Average:** 14.3, Jerome Lane, 1987-88.
- **Assists:** 55, LeVance Fields, 2006-09.
- **Field Goals Made:** 63, Sam Young, 2006-09.
- **Field Goals Attempted:** 130, Sam Young, 2006-09.
- **Field Goal Percentage:** .586, Chevon Troutman (34-58), 2002-04.
- **Free Throws Made:** 36, Sam Young, 2006-09.
- **Free Throws Attempted:** 47, Sam Young, 2006-09.
- **Free Throw Percentage:** .875, Don Hennon (21-24), 1957-58.
- **Three Point FG Made:** 22, LeVance Fields, 2006-09.
- **Three Point FG Attempted:** 38, Carl Krauser, 2003-06.
- **Three Point FG Pct.:** .417, Julius Page (15-36), 2002-03.
- **Steals:** 13, Brandin Knight, 2002-03.
- **Turnovers:** 27, Carl Krauser, 2003-06.
- **Blocked Shots:** 8, Charles Smith, 1985-88.

TEAM RECORDS

GAME RECORDS

- **Minutes:** 225, Virginia Commonwealth, 3/17/07, Kent State, 3/21/02.
- **Points:** 108, vs. Eastern Michigan, 3/18/88.
- **Least Points:** 26, vs. North Carolina, 3/21/41.
- **Rebounds:** 50, vs. UNC Asheville, 3/17/11; vs. Oral Roberts, 3/20/08.
- **Assists:** 29, vs. Eastern Michigan, 3/18/88.
- **Field Goals Made:** 38, vs. Pepperdine, 3/12/82; vs. Oklahoma, 3/15/87.
- **Field Goals Attempted:** 79, vs. Pepperdine, 3/12/82.
- **Best Field Goal Percentage:** .674, vs. Kent State (31-46), 3/17/06.
- **Worst Field Goal Percentage:** .327 vs. Michigan State (17-52), 3/22/08.
- **Three Point FG Made:** 11, vs. Oklahoma State, 3/22/09.
- **Three Point FG Attempted:** 28, vs. Oklahoma State, 3/22/09.
- **Three-Point Percentage (at least 15 3FGA):** .563, vs. Wagner (9-16), 3/21/03.

- **Free Throws Made:** 26, vs. Kentucky, 3/15/57.
- **Free Throws Attempted:** 36, vs. Oakland, 3/19/10.
- **Free Throw Percentage:** .947 (18-19) vs. Michigan State, 3/22/08.
- **Personal Fouls:** 31, vs. N.C. State, 3/16/74.
- **Disqualifications:** 3, vs. Ball State, 3/16/89; vs. Kentucky, 3/15/57.
- **Steals:** 14, vs. Wagner, 3/21/03.
- **Most Turnovers:** 22, vs. Oklahoma, 3/15/87.
- **Least Turnovers:** 7, vs. Pepperdine, 3/12/82.
- **Blocked Shots:** 7, vs. Kent State, 3/17/06; vs. Louisiana Tech, 3/14/85.

FULL NCAA TOURNAMENT

- **Games:** 4 in 2009.
- **Minutes:** 800 in 2009.
- **Points:** 292 in 2009.
- **Scoring Margin:** 15.0 in 2003.
- **Rebounds:** 160 in 2009.
- **Assists:** 57 in 2009.
- **Field Goals Made:** 99 in 2009.
- **Field Goals Attempted:** 229 in 2009.
- **Field Goal Percentage:** .540 (87-161) in 2003.
- **Free Throws Made:** 67 in 2009.
- **Free Throws Attempted:** 97 in 2009.
- **Three Point FG Made:** 27 in 2009.
- **Three Point FG Attempted:** 80 in 2009.
- **Steals:** 29 in 2003.
- **Turnovers:** 52 in 2009.
- **Blocked Shots:** 15 in 2007.

OPPONENT RECORDS


INDIVIDUAL GAME RECORDS

- **Minutes:** 44, Andrew Mitchell, Kent State, 3/21/02.
- **Points:** 37, Barry Kramer, New York, 3/11/63.
- **Rebounds:** 16, Bob Williams, New York, 3/11/63.
- **Assists:** 11, Drafton Davis, Marist, 3/13/87.
- **Field Goals Made:** 13, Barry Kramer, New York, 3/11/63.
- **Field Goals Attempted:** 23, Courtney Pigrom, East Tennessee State, 3/20/09; Kramer, New York, 3/11/63.
- **Field Goal Percentage:** .857, Antwaan Jamison (6-7), Kansas, 3/16/91.
- **Free Throws Made:** 12, Johnny Cox, Kentucky, 3/15/57.
- **Free Throws Attempted:** 16, Keith Benson, Oakland, 3/19/10.
- **Free Throw Percentage:** 1.000, Aaron Affialo (10-10), UCLA, 3/22/07; Tommy Burlison (8-8), N.C. State, 3/16/74; Terry Brown, Kansas, 3/16/91.
- **Three Point FG Made:** 8, Brad Soucie, Eastern Michigan, 3/18/88; 7, Shelvin Mack, Butler, 3/19/11.
- **Three Point FG Attempted:** 14, Brad Soucie, Eastern Michigan, 3/18/88.
- **Three Point FG Percentage:** 1.000, Josh Grant, UCLA (3-3), 3/19/93.
- **Offensive Rebounds:** 7, Lawrence Wright, Bradley, 3/19/06; David Johnson, Oklahoma, 3/15/87.
- **Steals:** 5, Byron Eaton, Oklahoma State, 3/22/09; Phil Hapson, Idaho, 3/13/81; Andrew Mitchell, Kent State, 3/21/02.
- **Turnovers:** 7, Kreg Owens, Idaho, 3/13/81; Matt Doherty, North Carolina, 3/15/81.

- **Blocked Shots:** 5, Kenny Frease, Xavier, 3/26/09.

TEAM GAME RECORDS

- **Minutes:** 225, Virginia Commonwealth, 3/17/07, Kent State, 3/21/02.
- **Most Points:** 100, North Carolina State, 3/16/74.
- **Least Points:** 20, North Carolina, 3/21/41.
- **Rebounds:** 60, North Carolina State, 3/16/74.
- **Assists:** 20, Pepperdine, 3/12/82.
- **Field Goals Made:** 37, North Carolina State, 3/16/74; 36, Pepperdine, 3/12/82; Oklahoma, 3/15/87.
- **Field Goals Attempted:** 82, Oklahoma, 3/15/87.
- **Best Field Goal Percentage:** .600, Pepperdine, 3/12/82.
- **Worst Field Goal Percentage:** .310, California, 3/17/02.
- **Free Throws Made:** 37, Morehead State, 3/11/57.
- **Free Throws Attempted:** 54, Morehead State, 3/11/57.
- **Free Throw Percentage:** 1.000, Oklahoma State (12-12), 3/22/09; .957, Villanova (22-23), 3/28/09; .885, UCLA (23-26), 3/22/07.
- **Three Point FG Made:** 12, Butler, 3/19/11; Oklahoma State, 3/22/09.
- **Three Point FG Attempted:** 28, Oklahoma State, 3/22/09.
- **Three Point FG Percentage:** .550, Utah (11-20), 3/19/93.
- **Three Point FG Pct. (at least 15 3FGA):** .550, Utah (11-20), 3/19/93.
- **Personal Fouls:** 26, Oklahoma, 3/15/87.
- **Steals:** 13, Oklahoma, 3/15/87.
- **Most Turnovers:** 25, Furman, 3/14/74.
- **Least Turnovers:** 6, Butler, 3/19/11; Vanderbilt, 3/20/88.
- **Blocked Shots:** 7, Xavier, 3/26/09.



Jerome Lane holds Pitt NCAA Tournament records for most rebounds in a game (20) and career rebound average (14.3 in 1987-88).



NCAA TOURNAMENT GAME HISTORY

1941

**Pitt 26, North Carolina 20
Madison, Wisc. (3/21/41)**
Claire Malarkey scored a team-high seven points and Dr. H.C. Carlson's Panthers rallied from a 12-8 halftime deficit.

**Wisconsin 36, Pitt 30
Madison, Wisc. (3/22/41)**
Captain Eddie Straloski's long shots for 12 points weren't enough to hold off the Badgers, who trailed 18-14 at halftime. Pitt opened the season with a 36-34 victory against Wisconsin.

1957

**Pitt 86, Morehead State 85
Columbus, Ohio (3/11/57)**
Milan Markovich made a layup and free throw with 31 seconds left to provide the winning points for Bob Timmons' Panthers. Don Hennon's 31 points and John Riser's 20 led Pitt.

**Kentucky 98, Pitt 92
Lexington, Ky. (3/15/57)**
John Riser's 30 points and Don Hennon's 24 weren't enough as the Panthers came up short against Adolph Rupp's No. 3 ranked Kentucky Wildcats in the Midwest Region.

**Notre Dame 86, Pitt 85
Lexington, Ky. (3/16/57)**
In a consolation game, Don Hennon converts 7-16 field goals for 20 points.

1958

**Miami (Ohio) 82, Pitt 77
Evanston, Ill. (3/11/58)**
Julius Pegues scored 31 points and Don Hennon 28 in the Mideast Region. Miami's Wayne Embry had 21 points.

1963

**New York Univ. 93, Pitt 83
Philadelphia, Pa. (3/11/58)**
The one-two punch of Barry Kramer (37 points) and Happy Hairston (29) led the Violets over the Panthers in the East Region. Pitt's Calvin Sheffield scored 20 points followed by Ben Jinks' 17 and Dave Roman's 16.

1974

**Pitt 54, St. Joseph's 42
Morgantown, W.Va. (3/9/74)**
Mickey Martin's 12 points and Billy Knight's 11 carried the Panthers in the first round.

**Pitt 81, Furman 78
Raleigh, N.C. (3/14/74)**
Billy Knight regained his shooting touch to score 34 points and Kirk Bruce made 6-9 shots and finished with 18 points in the East Region semifinals.

**N.C. State 100, Pitt 72
Raleigh, N.C. (3/16/74)**
Not even Pitt's storied amoeba defense could slow down the No. 1 Wolfpack, which defeated the Panthers despite the loss of All-American David Thompson to a head injury in a first half fall. The heavily favored Wolfpack roster featured 7-foot-4 Tom Burleson, 5-7 Monte Towse and 6-8 Phil Spence. North Carolina State went on to win the national championship.

1981

**Pitt 70, Idaho 69 (OT)
El Paso, Texas (3/13/81)**
Dwayne Wallace's leaning 15-footer with three seconds left in overtime lifts Roy Chipman's Panthers past the Vandals in the West Region. Sam Clancy's 22 points and 13 rebounds and Wallace's 20 points led Pitt.

1982

**Pitt 70, Idaho 69 (OT)
El Paso, Texas (3/13/81)**
Dwayne Wallace's leaning 15-footer with three seconds left in overtime lifts Roy Chipman's Panthers past the Vandals in the West Region. Sam Clancy's 22 points and 13 rebounds and Wallace's 20 points led Pitt.

**North Carolina 74, Pitt 57
El Paso, Texas (3/15/81)**
Pitt stormed out to an early nine-point lead but the Tar Heels roared back behind James Worthy's 21 points and Sam Perkins' 19 to win the West Region semifinal. Pitt's Carlton Neverson had 17 points and Clancy 16.

1982

**Pepperdine 99, Pitt 88
Pullman, Wash. (3/12/82)**
Orlando Phillips was too much inside with 27 points as the Waves won their 15th consecutive game with a victory against the

Panthers in the West Region. Pitt's Darrell Gissendanner came off the bench for 20 points.

1985

**Louisiana Tech 78, Pitt 54
Tulsa, Okla. (3/14/85)**
With Charles Smith limping on an injured left foot, Pitt couldn't stand up against the taller and stronger Bulldogs in the Midwest Region. Future NBA star Karl Malone had nine points and 10 rebounds for the Bulldogs.

1987

**Pitt 93, Marist 68
Tucson, Ariz. (3/13/87)**
Charles Smith and Demetreus Gore each contributed 22 points in the West Region victory against the Rik Smits-led Red Foxes.

**Oklahoma 96, Pitt 93
Tucson, Ariz. (3/15/87)**
Charles Smith and Rod Brookin each scored 23 points and Jerome Lane added 14 points and 13 rebounds in the loss to the Sooners, who led by as many as 16 points in the first half and by 10 points (51-41) at halftime.

1988

**Pitt 108, Eastern Michigan 90
Lincoln, Neb. (3/18/88)**
The Panthers shot 63 percent from the floor and scored their most points in an NCAA Tournament game as Charles Smith had 31. Demetreus Gore scored a season-high 24 points and Jerome Lane finished with 22 points, 17 rebounds and eight assists.

**Vanderbilt 80, Pitt 74 (OT)
Lincoln, Neb. (3/20/88)**
Barry Goheen's 3-pointer in the final seconds of regulation sent the contest into overtime as the Commodores went on to upset the second-seeded Panthers.

1989

**Ball State 68, Pitt 64
Indianapolis, Ind. (3/10/89)**
Coached by Rick Majerus, Ball State raised its record to 29-2 before 37,242 fans despite Jason Matthews' 23 points.

1991

**Pitt 76, Georgia 68 (OT)
Louisville, Ky. (3/14/91)**
Brian Shorter had 23 points and 13 rebounds and Tim Glover came off the bench to score 12 points to lead the Panthers past the Bulldogs.

**Kansas 77, Pitt 66
Louisville, Ky. (3/16/91)**
Jason Matthews scored 17 points and Brian Shorter was held to six points and three rebounds in the loss to the Jayhawks. Pitt shot 38.2 percent from the floor and was out rebounded 37-27.

1993

**Utah 86, Pitt 65
Nashville, Tenn. (3/19/93)**
Chris McNeal had 15 points, Eric Moblely 14 points and seven rebounds and Jerry McCullough seven points and seven assists in the loss.

2002

**Pitt 71, Central Connecticut State 54
Pittsburgh, Pa. (3/15/02)**
Playing in front of a sellout hometown Mellon Arena crowd, the Panthers used a second half rally and a 42-22 rebounding advantage to advance to the Second Round. Brandin Knight (17 points) and Julius Page (16 points) paced the Panthers.

**Pitt 63, California 50
Pittsburgh, Pa. (3/17/02)**
Pitt advanced to the NCAA Regional semifinals for the first time in 28 years as it used a 16-0 second half run. Julius Page provided the spark with 17 points including three 3-pointers.

**Kent State 78, Pitt 73 (OT)
Lexington, Ky. (3/21/02)**
Field goals by Julius Page and Brandin Knight sent the game into overtime after Pitt trailed by four points with two minutes to go. Trevor Huffman's layup gave KSU the lead for

good as the Golden Flashes converted all six free throws over the final minute. Page and Knight finished with 18 points apiece for Pitt.

2003

**Pitt 87, Wagner 61
Boston, Mass. (3/21/03)**
Pitt took control with an 11-point first half lead and cruised to the win. Seven Panthers scored at least eight points led by Donatas Zavackas' 16 points and seven rebounds.

**Pitt 74, Indiana 52
Boston, Mass. (3/23/03)**
Pitt advanced to the NCAA Sweet Sixteen for the second consecutive year as Jaron Brown scored a career-high 20 points and pulled down eight rebounds. Brandin Knight (17 points), Julius Page (13) and Chevon Troutman (10) all contributed key performances.

**Marquette 77, Pitt 74
Minneapolis, Minn. (3/27/03)**
Marquette ended Pitt's 11-game win streak as it built a lead and fended off a late Pitt rally for the win. Pitt battled back from an 11-point deficit to within one point (75-74) but it was not enough as Marquette converted two free throws. Dwyane Wade scored 22 points for Marquette (including 20 in the second half) while Pitt was led by Brandin Knight's 16 points and 11 assists.

2004

**Pitt 53, Central Florida 44
Milwaukee, Wis. (3/19/04)**
A closely contested game featuring two of the nation's top defensive teams saw Pitt go on a 13-2 run over a seven minute second half span to gain control. Carl Krauser scored 20 points (9-10 FT), Chevon Troutman 13 and Chris Taft registered 16 rebounds.

**Pitt 59, Wisconsin 55
Milwaukee, Wis. (3/21/04)**
Before a pro-Wisconsin crowd at the Bradley Center, No. 3 seeded Pitt won an emotional and hard fought contest in a hostile environment. Carl Krauser led Pitt with 16 points, Julius Page added 12 and Chevon Troutman grabbed 14 boards.

**Oklahoma State 63, Pitt 51
East Rutherford, N.J. (3/25/04)**
Pitt's third straight NCAA Sweet Sixteen appearance was cut short as No. 2 seeded Oklahoma State used a late second half rally to advance to the regional final. Tony Allen scored 23 points for OSU while Carl Krauser paced Pitt with 15.

2005

**Pacific 79, Pitt 71
Boise, Idaho (3/17/05)**
Pacific took advantage of Pitt's slow start to take a 15-point halftime lead. Carl Krauser rallied Pitt in the second half as he scored 25 of his game-high 27 points, but the Panthers couldn't overcome the deficit. It was Pitt's first First Round loss in four years.

2006

**Pitt 79, Kent State 64
Auburn Hills, Mich. (3/17/06)**
In a rematch of the 2002 NCAA Regional game, Pitt shot a school record 67.4 percent (31-46) from the floor. Six Panthers reached double figures led by Aaron Gray's 17 points and 13 rebounds and Ronald Ramon's 16 points.

**Bradley 72, Pitt 66
Auburn Hills, Mich. (3/19/06)**
Patrick O'Bryant (28 points), Marcus Somerville (18 points) and Lawrence Wright (14 points) paced No. 13 seed Bradley. Led by a career-high 18 points from LeVance Fields, Pitt could not overcome a 14-point second half deficit.

2007

**Pitt 79, Wright State 58
Buffalo, N.Y. (3/15/07)**
Pitt hit 10 3-pointers and led by as many as 25 points in the second half to defeat the Raiders. Ronald Ramon scored 14 points on four 3-pointers.

**Pitt 84, VCU 79 (OT)
Buffalo, N.Y. (3/17/07)**
After trailing by 19 points, VCU battled back to send the game into overtime. LeVance Fields sparked Pitt in overtime, hitting a clutch 3-pointer.

**UCLA 64, Pitt 55
San Jose, Calif. (3/22/07)**
UCLA converted 23-26 free throws and led the entire game to defeat Pitt. The matchup featured Jamie Dixon against former Pitt head coach Ben Howland.

2008

**Pitt 82, Oral Roberts 63
Denver, Colo. (3/20/08)**
Pitt went on an 18-0 run to take a 34-15 first half lead. With four 3-pointers, LeVance Fields scored a season-high 23 points.

**Michigan State 65, Pitt 54
Denver, Colo. (3/22/08)**
Michigan State used a late second half run to register the win. Drew Neitzel (21 points, 5 3FGM) and Kalin Lucas (19 points) keyed the Spartans. LeVance Fields scored 19 points to pace Pitt.

2009

**Pitt 72, East Tennessee State 62
Dayton, Ohio (3/20/09)**
No. 1 seed Pitt took a 12-point lead with 1:16 to go to secure the win. DeJuan Blair (27 pts./16 reb.) and Sam Young (14 pts./13 reb.) both tallied double-doubles in the game.

**Pitt 84, Oklahoma State 76
Dayton, Ohio (3/20/09)**
Both teams combined for 18 3-pointers and 98 first half points, but Pitt finally pulled away in the end. Sam Young's 32-point performance led the Panthers as they advanced to NCAA Sweet Sixteen play for the fifth time in eight years.

**Pitt 60, Xavier 55
Boston, Mass. (3/26/09)**
LeVance Fields hit a go-ahead 3-pointer with 53 seconds left, then converted a steal into a layup to give Pitt the win. Pitt advanced to its first NCAA Regional Final since 1973-74.

**Villanova 78, Pitt 76
Boston, Mass. (3/26/09)**
In one of the most exciting NCAA Tournament games of all-time, Scottie Reynolds drove through the Pitt defense and converted a layup at the buzzer to give Villanova a 78-76 win. Sam Young finished with 28 points and DeJuan Blair added 20 points and 10 rebounds.

2010

**Pitt 89, Oakland 66
Milwaukee, Wis. (3/19/10)**
Six Pitt players reached double figures as Pitt used a 19-2 run early in the game to secure its eighth NCAA Tournament First Round win in the last nine years.

**Xavier 71, Pitt 68
Milwaukee, Wis. (3/21/10)**
Xavier used a 16-0 first half run to take control. Pitt battled back, cutting the deficit to one point (50-49), and had a chance to tie at the end but missed two 3-point attempts. XU's Jordan Crawford finished with 27 points. Ashton Gibbs (19 pts) and Brad Wanamaker (16 pts/10 reb.) led Pitt.

2011

**Pitt 74, UNC Asheville 51
Washington, D.C. (3/17/11)**
Ashton Gibbs converted a Pitt NCAA Tournament game record six 3-pointers and finished with 26 points in leading No. 1 seed Pitt to a Second Round victory. The Panthers used a key 7-0 second half run to secure the win.

**Butler 71, Pitt 70
Washington, D.C. (3/19/10)**
Butler's Matt Howard converted a go-ahead free throw after he was fouled with 0.8 seconds left. Pitt had a chance to win with 1.4 seconds to go but converted 1-2 free throws. Gilbert Brown led the way for Pitt with 24 points while Butler's Shelvin Mack scored a game-high 30 points.



BIG EAST CHAMPIONSHIP HISTORY

CHAMPIONSHIP FACTS

- **Appearances:** 30.
- **Total Games:** 54.
- **Overall Record:** 26-28.
- **Championship Game Appearances:** 7 (2001, 2002, 2003, 2004, 2006, 2007, 2008).
- **Titles:** 2 (2003, 2008).
- **Consecutive Title Game Appearances:** 4 (2001-04).
- **Overtime:** 2-3.
- **One-Point Games:** 2-2.
- **Two-Point Games:** 0-1.
- **Most Points Scored-Pitt:** 96 (96-88 win vs. Seton Hall, 3/6/87).
- **Most Points Scored-Opponent:** 99 (99-85 loss vs. Syracuse, 3/7/87).
- **Largest Victory Margin-Pitt:** 18 two times (74-56 win vs. Connecticut, 3/15/03; 88-70 win vs. Boston College, 3/8/90).
- **Largest Victory Margin-Opponent:** 23 (65-42 loss vs. Georgetown, 3/10/07, (85-62 loss vs. Georgetown), 3/11/89).
- **Largest Halftime Lead:** 23 (39-16 vs. Louisville, 3/8/06).
- **Largest Halftime Lead- Opponent:** 15 (32-17 vs. Georgetown), 3/10/07, (44-29 vs. Georgetown), 3/11/89.
- **Consecutive Wins:** 5 (3/13-3/12/04).
- **Consecutive Losses:** 5 (1990-94).
- **Last 10:** 5-5.
- **Last 20:** 12-8.

CHAMPIONSHIP NOTES

- Since joining the Big East Conference, Pitt has captured two Big East Tournament titles in 2003 and 2008.
- Pitt has advanced to the Big East Championship Game seven times in school history- 2001, 2002, 2003, 2004, 2006, 2007 and 2008.
- Pitt has advanced to the Big East Championship Game in seven of the last 11 seasons (2001, 2002, 2003, 2004, 2006, 2007, 2008).
- Since Pitt joined the Big East Conference in 1982-83, it has made an appearance in each of the 30 Big East Championships.

DID YOU KNOW?

With its four consecutive Big East Championship title game appearances from 2001-04, Pittsburgh became one of just two programs to advance to four consecutive title games in league history. The two programs are Syracuse, which advanced to the title game five straight years (1986, 1987, 1988, 1989 and 1990) and Pittsburgh (2001, 2002, 2003, 2004).



RECORD BY ROUND

Round	W-L	Pct.
First Round	7-7	.500
Quarterfinal	10-13	.435
Semifinal	7-3	.700
Final	2-5	.286
Total	26-28	.481

BIG EAST TOURNAMENT GAME-BY-GAME RESULTS

Date	Opponent	W/L	Score
3/10/83	St. John's	L	91-73
3/8/84	Villanova	L	75-65
3/7/85	Villanova	L	69-61
3/5/86	Georgetown	L	57-56 (OT)
3/6/87	Seton Hall	W	96-88
3/7/87	Syracuse	L	99-85
3/11/88	Connecticut	W	75-58
3/12/88	Villanova	L	72-69
3/10/89	Villanova	W	71-66
3/11/89	Georgetown	L	85-62
3/8/90	Boston College	W	88-70
3/9/90	Syracuse	L	58-55
3/8/91	Seton Hall	L	70-69
3/12/92	Miami	L	83-71
3/12/93	Syracuse	L	55-50
3/10/94	St. John's	L	80-72
3/9/95	St. John's	W	74-71
3/10/95	Connecticut	L	81-78
3/6/96	Boston College	L	70-66
3/5/97	Connecticut	W	63-62
3/6/97	Boston College	L	76-68
3/4/98	Villanova	L	96-93 (20T)
3/3/99	Rutgers	L	64-51
3/8/00	Villanova	L	65-55
3/7/01	Miami	W	78-69
3/8/01	Notre Dame	W	66-54
3/9/01	Syracuse	W	55-54 (OT)
3/10/01	*Boston College	L	79-57
3/7/02	Boston College	W	76-62
3/8/02	Miami	W	76-71
3/9/02	*Connecticut	L	74-65 (20T)
3/13/03	Providence	W	67-59
3/14/03	Boston College	W	61-48
3/15/03	*Connecticut	W	74-56
3/11/04	Virginia Tech	W	74-61
3/12/04	Boston College	W	62-53
3/13/04	*Connecticut	L	61-58
3/10/05	Villanova	L	67-58
3/8/06	Louisville	W	61-56
3/9/06	West Virginia	W	68-57
3/10/06	Villanova	W	68-54
3/11/06	*Syracuse	L	65-61
3/8/07	Marquette	W	89-79
3/9/07	Louisville	W	65-59
3/10/07	*Georgetown	L	65-42
3/12/08	Cincinnati	W	70-64
3/13/08	Louisville	W	76-69 (OT)
3/14/08	Marquette	W	68-61
3/15/08	*Georgetown	W	74-65
3/12/09	West Virginia	L	74-60
3/11/10	Notre Dame	L	50-45
3/10/11	Connecticut	L	76-74
3/6/12	St. John's	W	73-59
3/7/12	Georgetown	L	72-60

*Championship Final

YEARLY SEEDINGS

Year	Seed	W-L
1983	6	0-1
1984	6	0-1
1985	5	0-1
1986	6	0-1
1987	2	1-1
1988	1	1-1
1989	4	1-1
1990	8	1-1
1991	5	0-1
1992	7	0-1
1993	6	0-1
1994	8	0-1
1995	9	1-1
1996	12	0-1
1997	6	1-1
1998	10	0-1
1999	11	0-1
2000	11	0-1
2001	5-West	3-1
2002	1-West	2-1
2003	2-West	3-0
2004	1	2-1
2005	5	0-1
2006	6	3-1
2007	3	2-1
2008	7	4-0
2009	2	0-1
2010	2	0-1
2011	1	0-1
2012	13	1-1

RESULTS VS. OPPONENTS

Opponent	W-L	Pct.
Boston College	4-3	.571
Cincinnati	1-0	1.000
Connecticut	3-4	.429
Georgetown	1-4	.200
Louisville	3-0	1.000
Marquette	2-0	1.000
Miami	2-1	.667
Notre Dame	1-1	.500
Providence	1-0	1.000
Rutgers	0-1	.000
St. John's	2-2	.500
Seton Hall	1-1	.500
Syracuse	1-4	.200
Villanova	2-6	.250
Virginia Tech	1-0	1.000
West Virginia	1-1	1.000
Totals	26-28	.481

TOP BIG EAST CHAMPIONSHIP GAME PERFORMANCES

POINTS		
37	Vonteego Cummings	Villanova, 3/4/98
32	Jason Matthews	Boston College, 3/8/90
28	Jason Maile	St. John's, 3/9/95
27	Ashton Gibbs	Connecticut, 3/10/11
27	Ricardo Greer	Miami, 3/7/01
24	Sean Miller	Miami, 3/12/92
23	Ricardo Greer	Villanova, 3/4/98
23	Jason Maile	Boston College, 3/6/96
23	Jerome Lane	Seton Hall, 3/6/87
23	Clyde Vaughan	St. John's, 3/10/83
23	Clyde Vaughan	Villanova, 3/8/84
23	Antonio Graves	Louisville, 3/9/07

REBOUNDS		
16	Eric Mobley	St. John's, 3/10/94
16	Jaime Peterson	Connecticut, 3/10/95
15	Aaron Gray	West Virginia, 3/9/06
14	Ricardo Greer	Rutgers, 3/3/99
14	Jerome Lane	Seton Hall, 3/6/87

ASSISTS		
14	Brandin Knight	Miami, 3/8/02
11	Darelle Porter	Boston College, 3/8/90
11	Brandin Knight	Notre Dame, 3/8/01

CAREER LEADERS

POINTS		
157	Sam Young	2006-09
138	Donatas Zavackas	2000-03
136	Brandin Knight	2000-03
134	Carl Krauser	2003-06
125	Ricardo Greer	1998-01
123	Jaron Brown	2000-04
111	Julius Page	2000-04
101	Levance Fields	2006-09
100	Ronald Ramon	2005-08
94	Jason Maile	1993-97
93	Vonteego Cummings	1996-99

REBOUNDS		
71	Jaron Brown	2000-04
70	Isaac Hawkins	1997-01
70	Sam Young	2006-09
63	Ricardo Greer	1998-01
62	Aaron Gray	2004-07
53	Jerome Lane	1986-88

ASSISTS		
75	Brandin Knight	2000-03
49	Levance Fields	2006-09
43	Darelle Porter	1988-91
42	Carl Krauser	2002-06



BIG EAST CHAMPIONSHIP RECORDS

INDIVIDUAL RECORDS

GAME RECORDS

- **Minutes:** 50, Isaac Hawkins vs. Villanova, 3/4/98; Vonteeo Cummings vs. Villanova, 3/4/98.
- **Points:** 37, Vonteeo Cummings vs. Villanova, 3/4/98.
- **Rebounds:** 16, Eric Mobley vs. St. John's, 3/10/94; Jaime Peterson vs. Connecticut, 3/10/95.
- **Assists:** 14, Brandin Knight vs. Miami, 3/8/02.
- **Field Goals Made:** 13, Vonteeo Cummings vs. Villanova, 3/4/98.
- **Field Goal Attempts:** 26, Vonteeo Cummings vs. Villanova, 3/4/98.
- **Field Goal Percentage (10+ FGM):** .769, Ashton Gibbs (10-13), vs. Connecticut, 3/10/11; .636, Ontario Lett (7-11), vs. Connecticut, 3/9/02.
- **Field Goal Percentage (less than 10 FGM):** 1.000, Keith Armstrong (7-7) vs. Villanova, 3/8/84.
- **Free Throws Made:** 11, Charles Smith vs. Seton Hall, 3/6/87.
- **Free Throws Attempted:** 13, Levance Fields vs. Georgetown, 3/15/08; Brandin Knight vs. Miami, 3/7/01; Charles Smith vs. Seton Hall, 3/6/87.
- **Free Throw Percentage:** 1.000, Brian Shorter (8-8) vs. Villanova, 3/10/89; .889, Jason Matthews (8-9) vs. Boston College, 3/8/90.
- **Free Throw Percentage (at least 10 FTA):** .818, Jason Matthews (9-11) vs. Seton Hall, 3/8/91.
- **Three-Point FG Made:** 6, Ashton Gibbs vs. Connecticut, 3/10/11; Jason Matthews vs. Boston College, 3/8/90.
- **Three-Point FG Attempted:** 13, Sean Miller vs. Miami, 3/12/92.
- **Three-Point FG Percentage:** .857, Ashton Gibbs (6-7) vs. Connecticut, 3/10/11.
- **Offensive Rebounds:** 8, Ricardo Greer vs. Villanova, 3/4/98.
- **Steals:** 7, Jaron Brown vs. Connecticut, 3/13/04.
- **Turnovers:** 7, Ricardo Greer vs. Boston College, 3/10/01; Joey David vs. Villanova, 3/7/85; Brandin Knight vs. Boston College, 3/7/02; Darelle Porter vs. Georgetown, 3/11/89.
- **Blocked Shots:** 7, Charles Smith vs. Connecticut, 3/11/88.

TOURNAMENT RECORDS

- **Games Played:** 4, many players in 2001, 2006 and 2008.
- **Minutes:** 156, Ricardo Greer, 2001.
- **Points:** 80, Sam Young, 2008.
- **Scoring Average:** 20.0, Sam Young, 2008.
- **Rebounds:** 47, Aaron Gray, 2006.
- **Rebound Average:** 11.8, Aaron Gray, 2006.
- **Assists:** 29, Brandin Knight, 2001.
- **Assists Average:** 10.5, Darelle Porter, 1990.
- **Field Goals Made:** 31, Sam Young, 2008.
- **Field Goal Attempts:** 63, Sam Young, 2008.
- **Field Goal Percentage:** .727, Ontario Lett (16-22), 2002.
- **Free Throws Made:** 23, Sam Young, 2008.
- **Free Throws Attempted:** 38, Levance Fields, 2008.
- **Free Throw Percentage:** .929, Donatas Zavackas (13-14), 2002, 2003.
- **Three-Point FG Made:** 11, Ronald Ramon, 2008; Donatas Zavackas, 2001.

- **Three-Point FG Attempted:** 23, Ronald Ramon, 2008.
- **Three-Point FG Percentage:** .611, Donatas Zavackas (11-18), 2001.
- **Steals:** 12, Jaron Brown, 2004.
- **Turnovers:** 13, DeJuan Blair, 2008; Sam Young, 2006; Ricardo Greer, 2001.
- **Blocked Shots:** 10, Sam Young, 2008; Charles Smith, 1988.
- **Blocked Shots Average:** 5.0, Charles Smith, 1988.

CAREER RECORDS

- **Games Played:** 13, Jaron Brown, 2000-04; Julius Page, 2000-04.
- **Games Started:** 13, Jaron Brown, 2000-04; Julius Page, 2000-04.
- **Minutes:** 388, Brandin Knight, 2000-03.
- **Points:** 142, Sam Young, 2006-08.
- **Rebounds:** 70, Isaac Hawkins, 1997-01.
- **Assists:** 75, Brandin Knight, 2000-03.
- **Field Goals Made:** 56, Sam Young, 2006-08.
- **Field Goal Attempts:** 114, Sam Young, 2006-08.
- **Field Goal Percentage:** .634, Ontario Lett (26-41), 2002-03.
- **Free Throws Made:** 39, Carl Krauser, 2003-06.
- **Free Throws Attempted:** 49, Levance Fields, 2006-08.
- **Free Throw Percentage:** .863, Donatas Zavackas (38-44), 2000-03.
- **Three-Point FG Made:** 24, Donatas Zavackas, 2000-03.
- **Three-Point FG Attempted:** 62, Brandin Knight, 2000-03.
- **Three-Point FG Percentage:** .667, Ashton Gibbs (6-9), 2009-11; .514, Jason Maile (18-35), 1993-97.
- **Steals:** 28, Brandin Knight, 2000-03.
- **Turnovers:** 35, Brandin Knight, 2000-03.
- **Blocked Shots:** 20, Charles Smith, 1985-88.

TEAM RECORDS

GAME RECORDS

- **Minutes:** 250, Villanova, 3/4/98; Connecticut, 3/9/02.
- **Points:** 96, Seton Hall, 3/6/87.
- **Least Points:** 42, Georgetown, 3/10/07.
- **Rebounds:** 50, Villanova, 3/4/98.
- **Assists:** 22, Villanova, 3/4/98.
- **Field Goals Made:** 35, Syracuse, 3/7/87; Villanova, 3/4/98.
- **Field Goal Attempts:** 78, Syracuse, 3/7/87; Villanova, 3/4/98.
- **Best Field Goal Percentage:** .703 (19-27), Georgetown, 3/11/89.
- **Worst Field Goal Percentage:** .262 (16-61), Georgetown, 3/10/07.
- **Three-Point FG Made:** 12, Villanova, 3/4/98.
- **Three-Point FG Attempted:** 26, St. John's, 3/9/95.
- **Three-Point FG Percentage (at least 15 3FGA):** .556, Boston College (10-18), 3/8/90.
- **Free Throws Made:** 33, Seton Hall, 3/6/87.
- **Free Throws Attempted:** 44, Seton Hall, 3/6/87.
- **Free Throw Percentage:** .897 (26-29), Seton Hall, 3/8/91.
- **Personal Fouls:** 31, Villanova, 3/8/84.
- **Disqualifications:** 4, Villanova, 3/8/84.
- **Steals:** 14, Seton Hall, 3/6/87.
- **Most Turnovers:** 22, Villanova, 3/8/84.
- **Least Turnovers:** 9, St. John's 3/10/83.
- **Blocked Shots:** 8, Connecticut, 3/11/88; Connecticut, 3/9/02.

TOURNAMENT RECORDS

- **Total Games:** 4 in 2001, 2006 and 2008.
- **Minutes:** 825 in 2001 and 2008.
- **Points:** 288 in 2008.
- **Scoring Margin:** 13.0 in 2003.
- **Rebounds:** 166 in 2006.
- **Assists:** 56 in 2008.
- **Field Goals Made:** 95 in 2008.
- **Field Goal Attempts:** 223 in 2006.
- **Field Goal Percentage:** .468 (80-171) in 2002.
- **Free Throws Made:** 78 in 2008.
- **Free Throws Attempted:** 133 in 2008.
- **Three-Point FG Made:** 23 in 2006.
- **Three-Point FG Attempted:** 71 in 2006.
- **Steals:** 33 in 2001.
- **Turnovers:** 63 in 2001.
- **Blocked Shots:** 18 in 2008.

OPPONENT RECORDS

INDIVIDUAL GAME RECORDS

- **Minutes:** 50, Caron Butler, Connecticut, 3/9/02.
- **Points:** 35, Sherman Douglas, Syracuse, 3/7/87.
- **Rebounds:** 18, Rafal Bigus, Villanova, 3/4/98.
- **Assists:** 11, Sherman Douglas, Syracuse, 3/7/87.
- **Field Goals Made:** 12, Elton Tyler, Miami, 3/8/02.
- **Field Goal Attempts:** 25, Randy Foye, Villanova, 3/10/06.
- **Field Goal Percentage:** .875, Zendon Hamilton (7-8), St. John's, 3/9/95.
- **Field Goal Percentage (at least 10 FGA):** .785, Jerome Scott (11-14), Miami, 3/12/92.
- **Free Throws Made:** 16, Sherman Douglas, Syracuse, 3/7/87.
- **Free Throws Attempted:** 21, Sherman Douglas, Syracuse, 3/7/87.
- **Free Throw Percentage:** 1.000, Uka Agbai (13-13), Boston College, 3/7/02.
- **Three-Point FG Made:** 5, Greg Monroe, Syracuse, 3/7/87; Howard Brown, Villanova, 3/4/98; Martin Ingelsby, Notre Dame, 3/8/01.

- **Three-Point FG Attempted:** 14, Randy Foye, Villanova, 3/10/06.
- **Three-Point FG Percentage:** 1.000, Greg Monroe (5-5), Syracuse, 3/7/87; Jerome Scott (4-4), Miami, 3/12/92.
- **Offensive Rebounds:** 11, Rafal Bigus, Villanova, 3/4/98.
- **Steals:** 7, Dwayne McClain, Villanova, 3/8/84.
- **Turnovers:** 6, Martin Sally, Seton Hall, 3/6/87.
- **Blocked Shots:** 4, Tom Greis, Villanova, 3/12/88.

TEAM GAME RECORDS

- **Minutes:** 250, Villanova, 3/4/98; vs. Connecticut, 3/9/02.
- **Most Points:** 99, Syracuse, 3/7/87.
- **Least Points:** 54, Notre Dame, 3/8/01.
- **Rebounds:** 50, Villanova, 3/4/98.
- **Assists:** 21, Villanova, 3/4/98.
- **Field Goals Made:** 37, Villanova, 3/4/98.
- **Field Goal Attempts:** 89, Villanova, 3/4/98.
- **Best Field Goal Percentage:** .648 (35-54), Syracuse, 3/7/87.
- **Worst Field Goal Percentage:** .286 (14-49), Boston College, 3/14/03.
- **Free Throws Made:** 29, Villanova, 3/8/84.
- **Free Throws Attempted:** 40, Boston College, 3/6/97; Villanova, 3/8/84.
- **Free Throw Percentage:** .938 (15-16), Syracuse, 3/6/87.
- **Three-Point FG Made:** 13, Villanova, 3/4/98.
- **Three-Point FG Attempted:** 33, West Virginia, 3/9/06; Villanova, 3/4/98.
- **Three-Point FG Percentage:** 1.000, Syracuse (6-6), 3/7/87.
- **Three-Point FG Percentage (at least 15 3FGA):** .467, Boston College (7-15), 3/10/01.
- **Personal Fouls:** 33, Seton Hall, 3/6/87.
- **Steals:** 16, Boston College, 3/10/01.
- **Most Turnovers:** 24, Seton Hall, 3/6/87.
- **Least Turnovers:** 9, Connecticut, 3/11/88.
- **Blocked Shots:** 7, Seton Hall, 3/8/91; Connecticut, 3/15/03.

TOP BIG EAST CHAMPIONSHIP GAME PERFORMANCES

TRIPLE DOUBLE IN BIG EAST TOURNAMENT PLAY

Ricardo Greer, 23 points, 12 rebounds, 10 assists, vs. Villanova, 3/4/98

DOUBLE DOUBLES IN BIG EAST TOURNAMENT PLAY


DeJuan Blair, 10 points, 10 rebounds, vs. Georgetown, 3/15/08
 Sam Young, 21 points, 12 rebounds, vs. Louisville, 3/13/08
 Aaron Gray, 22 points, 10 rebounds, vs. Marquette, 3/8/07
 Sam Young, 14 points, 11 rebounds, vs. West Virginia, 3/9/06
 Aaron Gray, 19 points, 15 rebounds, vs. West Virginia, 3/9/06
 Aaron Gray, 14 points, 13 rebounds, vs. Louisville, 3/8/06
 Jaron Brown, 19 points, 10 rebounds, vs. Connecticut, 3/15/03
 Donatas Zavackas, 19 points, 11 rebounds, vs. Boston College, 3/14/03
 Jaron Brown, 19 points, 10 rebounds, vs. Connecticut, 3/15/03
 Ontario Lett, 17 points, 10 rebounds, vs. Connecticut, 3/9/02
 Brandin Knight, 20 points, 14 assists, vs. Miami, 3/8/02
 Ricardo Greer, 27 points, 11 rebounds, vs. Miami, 3/7/01
 Brandin Knight, 10 points, 11 assists, Notre Dame, 3/8/01
 Isaac Hawkins, 17 points, 12 rebounds, vs. Syracuse, 3/9/01
 Isaac Hawkins, 12 points, 12 rebounds, vs. Villanova, 3/4/98
 Jaime Peterson, 15 points, 16 rebounds, vs. Connecticut, 3/10/95
 Eric Mobley, 16 points, 16 rebounds, vs. St. John's 3/10/94
 Darelle Porter, 12 points, 11 assists, vs. Boston College, 3/8/90
 Brian Shorter, 20 points, 11 rebounds, vs. Boston College, 3/8/90
 Brian Shorter, 20 points, 10 rebounds, vs. Villanova, 3/10/89
 Bobby Martin, 14 points, 11 rebounds, vs. Villanova, 3/10/89
 Charles Smith, 16 points, 10 rebounds, vs. Connecticut, 3/11/88
 Charles Smith, 17 points, 11 rebounds, vs. Syracuse, 3/7/87
 Jerome Lane, 19 points, 11 rebounds, vs. Connecticut, 3/11/88
 Jerome Lane, 20 points, 10 rebounds, vs. Villanova, 3/12/88
 Jerome Lane, 23 points, 14 rebounds, vs. Seton Hall, 3/6/87



ATTENDANCE RECORDS

TOP SINGLE GAME HOME ATTENDANCE

Opponent, Date	Arena	Attendance
North Carolina, 12/20/93	Civic Arena	17,716
California, 3/17/02	Mellon Arena	17,015
Cent. Conn. St., 3/15/02	Mellon Arena	17,015
Syracuse, 2/5/94	Civic Arena	16,887
Syracuse, 2/10/88	Mellon Arena	16,798
Georgetown, 1/27/91	Civic Arena	16,683
Syracuse, 2/4/89	Civic Arena	16,669
Georgetown, 2/11/89	Civic Arena	16,669
Georgetown, 1/8/90	Civic Arena	16,588
Georgetown, 1/23/91	Civic Arena	16,489
Syracuse, 1/7/91	Civic Arena	16,485
Syracuse, 1/3/90	Civic Arena	16,188
vs. Duquesne, 11/30/11	Consol Energy	15,880
Duquesne, 2/15/81	Civic Arena	15,824
St. John's, 2/26/90	Civic Arena	15,322
North Carolina, 12/20/95	Civic Arena	15,195
vs. Tennessee, 12/11/10	Consol Energy	15,166
Georgetown, 2/28/93	Civic Arena	15,154
Georgetown, 2/20/97	Civic Arena	15,127
Syracuse, 1/8/92	Civic Arena	15,112
Villanova, 1/2/91	Civic Arena	15,033
Syracuse, 2/7/96	Civic Arena	15,016
Arizona, 1/27/90	Civic Arena	14,127
Oklahoma, 1/15/89	Civic Arena	13,878
UCLA, 12/30/70	Civic Arena	13,535
Duquesne, 1/6/92	Civic Arena	13,525



Pitt opened its 12,508-seat Petersen Events Center with a game against Duquesne on Nov. 23, 2003.

YEAR-BY-YEAR TOTAL ATTENDANCE

(includes all games during season)

Year	Total	Avg.	GP
1989-90	336,923	11,618	29
1990-91	343,008	10,394	33
1991-92	349,949	10,293	34
1992-93	286,560	10,234	28
1993-94	256,132	9,486	27
1994-95	293,480	10,481	28
1995-96	244,582	9,059	27
1996-97	325,569	9,866	33
1997-98	221,864	8,217	27
1998-99	210,476	7,016	30
1999-00	181,698	6,489	28
2000-01	274,870	8,329	33
2001-02	303,506	8,671	35
2002-03	426,653	12,929	33
2003-04	569,699	15,825	36
2004-05	319,696	11,024	29
2005-06	413,644	12,534	33
2006-07	489,703	13,235	37
2007-08	477,315	12,900	37
2008-09	433,279	12,035	36
2009-10	386,824	11,377	34
2010-11	406,607	11,959	34
2011-12	417,417	10,703	39

TOP ON-CAMPUS CROWDS

Opponent, Date	Arena	Attendance
Syracuse, 1/17/11	PEC	12,925
Villanova, 2/21/10	PEC	12,920
Connecticut, 3/7/09	PEC	12,908
West Virginia, 2/12/10	PEC	12,902
West Virginia, 2/24/11	PEC	12,876
Villanova, 3/5/11	PEC	12,843
Connecticut, 2/15/04	PEC	12,817
Louisville, 1/16/10	PEC	12,781
Connecticut, 12/27/10	PEC	12,725
Providence, 2/25/06	PEC	12,719
Georgetown, 1/20/10	PEC	12,677
Syracuse, 3/29/04	PEC	12,624
Cincinnati, 2/5/11	PEC	12,615
Notre Dame, 1/24/11	PEC	12,591
South Florida, 2/16/11	PEC	12,519
Providence, 3/4/10	PEC	12,511
St. John's, 1/28/10	PEC	12,511
49 games	PEC	12,508

YEARLY HOME ATTENDANCE AVERAGE

Year	Total	Avg.	GP
1977-78	45,759	3,520	13
1978-79	40,443	3,111	13
1979-80	52,668	3,762	14
1980-81	48,930	3,495	14
1981-82	34,752	2,896	12
1982-83	71,064	5,076	14
1983-84	81,200	5,800	14
1984-85	91,230	6,082	15
1985-86	90,883	6,991	13
1986-87	119,505	7,967	15
1987-88	108,101	8,315	13
1988-89	119,048	7,937	15
1989-90	113,570	9,464	12
1990-91	114,582	8,814	13
1991-92	110,716	8,516	13
1992-93	120,980	8,065	15
1993-94	113,106	8,079	14
1994-95	92,488	7,114	13
1995-96	123,957	8,264	15
1996-97	112,904	7,527	15
1997-98	101,423	6,762	15
1998-99	86,433	6,174	14
1999-00	90,192	5,305	17
2000-01	82,139	4,832	17
2001-02	95,096	5,594	17
2002-03	174,917	10,932	16
2003-04	202,177	10,509	20
2004-05	179,598	10,565	17
2005-06	180,618	10,625	17
2006-07	208,997	11,611	18
2007-08	197,447	10,969	18
2008-09	212,682	11,194	19
2009-10	185,209	10,289	18
2010-11	195,182	10,843	18
2011-12	193,616	8,801	22

CONSOL ENERGY CENTER ATTENDANCE

Opponent, Date	Arena	Attendance
vs. *Duquesne, 11/30/11	Consol Energy	15,880
vs. Tennessee, 12/11/10	Consol Energy	15,166
vs. Duquesne, 12/1/10	Consol Energy	12,860

*most attended game in City Game history

TOP SINGLE GAME ATTENDANCE

Opponent, Date	Location	Total
Ball State, 3/16/89	Indianapolis, Ind.	37,242
Syracuse, 2/24/91	Syracuse, N.Y.	32,763
Syracuse 3/6/88	Syracuse, N.Y.	32,492
Syracuse, 1/11/86	Syracuse, N.Y.	32,064
Syracuse, 1/24/04	Syracuse, N.Y.	31,347
Syracuse, 2/25/84	Syracuse, N.Y.	30,356
Syracuse, 2/1/03	Syracuse, N.Y.	30,303
Syracuse, 1/23/90	Syracuse, N.Y.	30,023
Syracuse, 1/18/92	Syracuse, N.Y.	29,576
Marquette, 3/27/03	Minneapolis, Minn.	28,168
Syracuse, 3/2/97	Syracuse, N.Y.	26,938
Syracuse, 3/1/08	Syracuse, N.Y.	26,632
Syracuse, 3/6/93	Syracuse, N.Y.	26,321
Syracuse, 2/24/96	Syracuse, N.Y.	25,064
Syracuse, 1/16/12	Syracuse, N.Y.	24,826
Syracuse, 1/2/10	Syracuse, N.Y.	24,969
Syracuse, 2/14/05	Syracuse, N.Y.	24,631
Syracuse, 2/21/95	Syracuse, N.Y.	23,473
Louisville, 2/26/12	Louisville, Ky.	22,746
Kentucky, 11/22/91	Lexington, Ky.	22,555
Kent State, 3/21/02	Lexington, Ky.	22,338

DID YOU KNOW?

Pitt ranked among the nation's top-five schools in attendance increase in two consecutive seasons: 2001-02 and 2002-03. With its move to the Petersen Events Center, the Panthers finished second nationally in attendance increase in 2002-03 at plus-4,129.



COMEBACK WINS

LARGEST HALFTIME TURNAROUND- ALL GAMES

Date	Opponent	Halftime Deficit	Final	Turnaround
12/5/83	at St. Francis, Pa.	-12 (47-35)	94-80	+26
11/26/88	Oklahoma State	-7 (43-36)	93-75	+25
12/2/09	at Duquesne (MA) (OT)	-13 (33-20)	67-58	+22
2/21/81	West Virginia	-4 (29-25)	81-64	+21
1/22/05	at Connecticut	-11 (43-32)	76-66	+21
2/10/02	at Syracuse	-8 (35-27)	75-63	+20
1/31/09	Notre Dame	-6 (45-39)	93-80	+19
3/6/04	Villanova	-5 (22-17)	59-45	+19
2/5/73	West Virginia	-6 (40-34)	77-64	+19
3/9/06	vs. West Virginia	-7 (31-24)	68-57	+18
2/24/04	at Georgetown	-8 (28-20)	68-58	+18
2/16/02	at West Virginia	-8 (45-37)	85-75	+18
12/30/86	vs. Wisconsin	-2 (41-39)	98-82	+18
3/14/01	St. Bonaventure	-9 (48-39)	84-75	+18
1/13/75	Notre Dame	-10 (44-34)	84-77	+17

LARGEST HALFTIME TURNAROUND- ROAD GAME

Date	Opponent	Halftime Deficit	Final	Turnaround
12/5/83	at St. Francis, Pa.	-12 (47-35)	94-80	+26
12/2/09	at Duquesne (MA) (OT)	-13 (33-20)	67-58	+22
1/22/05	at Connecticut	-11 (43-32)	76-66	+21
2/10/02	at Syracuse	-8 (35-27)	75-63	+20
2/24/04	at Georgetown	-8 (28-20)	68-58	+18
2/16/02	at West Virginia	-8 (45-37)	85-75	+18

LARGEST HALFTIME DEFICIT OVERCOME TO WIN

Date	Opponent	Halftime Deficit	Final	Turnaround
12/2/09	at Duquesne (MA) (2OT)	-13 (33-20)	67-58	+22
12/5/83	at St. Francis, Pa.	-12 (47-35)	94-80	+26
12/2/60	Purdue	-12 (41-29)	81-80	+13
12/20/08	vs. Duke (OT)	-12 (34-22)	65-64	+21
1/22/05	at Connecticut	-11 (43-32)	76-66	+21
3/9/07	vs. Louisville	-11 (37-26)	65-59	+16
1/13/75	Notre Dame	-10 (44-34)	84-77	+17
3/3/84	Providence	-10 (31-21)	61-60	+11
1/25/75	Rutgers (OT)	-10 (48-38)	82-79	+13
12/10/77	at St. Francis, Pa.	-10 (38-28)	72-71	+11

LARGEST HALFTIME TURNAROUND- BIG EAST PLAY

Date	Opponent	Halftime Deficit	Final	Turnaround
1/22/05	at Connecticut	-11 (43-32)	76-66	+21
2/10/02	at Syracuse	-8 (35-27)	75-63	+20
3/6/04	Villanova	-5 (22-17)	59-45	+19
1/31/09	Notre Dame	-6 (45-39)	93-80	+19
2/24/04	at Georgetown	-8 (28-20)	68-58	+18
2/16/02	at West Virginia	-8 (45-37)	85-75	+18
1/3/87	Providence	-7 (43-36)	76-67	+16
3/2/91	at Boston College	-3 (37-34)	88-76	+15

COMEBACK WINS BY SEASON

Season	Wins	Season	Wins	Season	Wins
2009-10	6	1988-89	6	1983-84	5
2003-04	6	2001-02	5	1979-80	5

HALFTIME LEADS/DEFICITS

LARGEST HALFTIME LEADS

Date	Opponent	Score	Lead	Final
12/3/03	Norfolk State	54-15	+39	96-51
11/27/93	Youngstown State	62-26	+36	112-66
12/23/91	Cornell	55-20	+35	86-47
1/30/74	at Westminster	53-18	+35	106-71
12/6/71	at Ohio Wesleyan	53-19	+34	103-48
11/29/86	Indiana, Pa.	54-20	+34	104-49
2/20/71	at Carnegie Mellon	55-22	+33	104-59
12/29/86	vs. Arkansas	53-20	+33	114-83
12/28/95	Brown	56-24	+32	95-47
12/17/03	Chicago State	50-18	+32	79-51

LARGEST HALFTIME LEADS- BIG EAST ROAD GAME

Date	Opponent	Score	Lead	Final
1/22/94	at Villanova	42-20	+22	81-70
1/12/11	at Georgetown	41-24	+17	72-57
1/22/11	at DePaul	38-23	+15	80-50
1/22/95	at St. John's	55-40	+15	94-87
2/25/04	at Providence	41-27	+14	81-68
3/9/03	at Villanova	33-19	+14	56-54
1/24/07	at Cincinnati	38-26	+12	67-51
2/1/03	at Syracuse	43-31	+12	65-67
1/14/03	at West Virginia	40-28	+12	80-61

LARGEST HALFTIME LEADS- BIG EAST PLAY

Date	Opponent	Score	Lead	Final
3/6/10	Rutgers	40-16	+24	83-54
1/2/02	St. John's	41-18	+23	77-54
2/8/98	Boston College	49-26	+23	89-79
1/12/94	Miami, Fla.	44-22	+22	83-55
1/10/99	Boston College	49-27	+22	86-70
1/22/94	at Villanova	42-20	+22	81-70

LARGEST HALFTIME DEFICIT

Date	Opponent	Score	Deficit	Final
1/3/00	at St. John's	45-14	-31	58-82
12/23/86	at BYU	55-24	-31	73-93
11/28/98	vs. Maryland	46-17	-29	52-87
1/30/02	at Notre Dame	49-21	-28	76-89

LARGEST HALFTIME LEADS- ROAD GAME

Date	Opponent	Score	Lead	Final
1/30/74	at Westminster	53-18	+35	106-71
2/20/71	at Carnegie Mellon	55-22	+33	104-59
12/3/86	at St. Francis, Pa.	55-29	+26	108-69
2/13/70	at Syracuse	58-37	+21	127-108
12/4/85	at Lafayette	44-23	+21	95-64

LARGEST HALFTIME DEFICIT- HOME GAME

Date	Opponent	Score	Deficit	Final
12/7/94	Massachusetts	42-17	-25	57-85
12/5/93	St. John's	52-29	-23	83-88
2/22/67	Temple	41-18	-23	87-49
1/18/67	West Virginia	53-31	-22	78-102

LARGEST HALFTIME LEADS- NEUTRAL GAME

Date	Opponent	Score	Lead	Final
12/29/86	vs. Arkansas	53-20	+33	114-83
12/28/90	vs. Alaska-Anchorage	52-28	+24	93-69
3/8/06	vs. Louisville	39-16	+23	61-56

LARGEST HALFTIME DEFICIT- BIG EAST GAME

Date	Opponent	Score	Deficit	Final
1/3/00	at St. John's	45-14	-31	58-82
1/30/02	at Notre Dame	49-21	-28	76-89
2/10/98	at Villanova	49-23	-26	68-79
12/5/93	St. John's	52-29	-23	83-88
2/29/92	at Villanova	44-21	-23	78-61



ALL-TIME OVERTIME GAMES

OVERTIME RECORDS
Total OT Games: 88.
Total Record: 45-43.
Home: 26-13.
Away: 15-24.
Neutral: 4-6.
1OT Record: 38-29.
2OT Record: 6-12.
3OT Record: 1-2.
Big East regular season: 12-11.
Big East Tournament: 1-4.
NCAA Tournament: 3-0.
NIT Record: 0-0; CBI: 1-0.
Largest Margin of Victory: 13, at Seton Hall, 2/26/02.
Largest Margin of Loss: 9, at Notre Dame, 1/17/73.
Most Points Scored: 100, Notre Dame, 1/4/06.
Least Points Scored: 23, West Virginia, 1/17/24.
Most Points Allowed: 101, at Geneva, 1954-55.
Least Points Allowed: 20, at Notre Dame, 2/7/31.
Consecutive OT Wins: 4, 2/27/60-12/29/65.
Consecutive OT Losses: 3, three times.
Most OT Games-Season: 4, 1954-55; 2001-02.
Consecutive OT Games: 3 times, 1954-55; 2/11-2/18/78; 1/17-1/22/98.

SINGLE OVERTIME (38-29)				ALL-TIME OVERTIME GAMES				
Date	Opponent	Pitt Opp.W/L	Date	Opponent	Pitt Opp.W/L	Date	Opponent	Pitt Opp.W/L
2/28/23	at Wash. & Jeff.	29 27 W	1/25/75	at Rutgers	82 79 W	3/13/08	vs. Louisville (BET)	76 69 W
1/17/24	West Virginia	23 25 L	2/12/77	Duquesne (CA)	63 66 L	1/16/10	Louisville	82 77 W
1/8/27	Syracuse	29 28 W	2/11/78	Maryland (CA)	89 86 W	2/27/11	at Louisville	59 62 L
12/19/28	at Iowa	44 40 W	2/16/78	Penn State	68 75 L	3/21/12	at Butler	68 62 W
12/31/29	Ohio State	38 33 W	1/10/79	Cincinnati	75 78 L	DOUBLE OVERTIME (6-12)		
1/24/31	at Notre Dame	28 20 W	1/22/79	at Iona ^	79 84 L	Date	Opponent	Pitt Opp.W/L
2/7/31	Notre Dame	35 32 W	1/27/81	Maryland (CA)	66 69 L	1/19/55	at Geneva	96 101 L
12/12/36	at DePaul	37 41 L	2/5/83	at Connecticut	72 71 W	12/21/57	Duke	87 84 W
1/17/36	at Georgetown	42 43 L	1/16/84	St. John's	63 61 W	1/11/78	Temple	74 81 L
1/1/40	at Michigan	35 44 L	2/6/84	at Connecticut	75 71 W	1/16/82	at Penn State	46 52 L
1/22/42	Cal State-Los Angeles	45 33 W	1/4/86	at St. John's	75 78 L	1/29/83	Providence	58 55 W
2/11/42	Indiana, Pa.	47 37 W	3/5/86	vs. Georgetown (BET)	56 57 L	2/14/87	Boston College	72 67 W
2/12/44	Bethany	47 45 W	12/10/88	West Virginia	81 84 L	12/9/89	at West Virginia	93 97 L
3/5/49	West Virginia	34 32 W	1/30/89	at St. John's	85 81 W	2/19/94	Villanova	88 93 L
1/1/55	at Pennsylvania	81 75 W	3/14/91	vs. Georgia (NCAA)	76 68 W	12/17/94	vs. Georgia *	86 87 L
1/8/55	Westminster	71 73 L	12/28/91	at New Orleans \$	77 78 L	1/22/98	St. John's	83 90 L
1/15/55	Penn State	76 66 W	2/4/95	Villanova	76 79 L	3/4/98	vs. Villanova (BET)	93 96 L
12/29/56	vs. Connecticut %	60 64 L	2/28/95	at Miami, Fla.	68 76 L	1/15/02	at Miami, Fla.	69 76 L
2/21/56	at Carnegie Tech	85 81 W	1/6/96	at West Virginia	84 83 W	3/9/02	vs. Connecticut (BET)	65 74 L
2/15/58	Navy	85 83 W	1/23/96	Massachusetts	71 79 L	1/10/04	at Miami, Fla.	80 84 W
1/27/60	at West Virginia	66 76 L	1/17/98	Rutgers	86 85 W	2/9/04	at Seton Hall	67 68 L
2/27/60	Penn State	64 63 W	11/25/00	Marist	71 69 W	1/4/06	Notre Dame	100 97 W
1/21/61	at Temple	80 75 W	12/17/00	at VCU	73 76 L	12/21/06	vs. Oklahoma State	89 95 L
1/19/63	at Army	79 73 W	3/9/01	vs. Syracuse (BET)	55 54 W	12/2/09	at Duquesne (MA)	67 58 W
12/7/63	Duquesne	69 67 W	2/26/02	at Seton Hall	73 66 W	TRIPLE OVERTIME (1-2)		
12/29/65	at Rochester #	69 65 W	3/21/02	vs. Kent State (NCAA)	73 78 L	Date	Opponent	Pitt Opp.W/L
1/14/70	at West Virginia	66 67 L	2/29/04	Syracuse	46 49 L	1/28/54	at Penn State	85 91 L
2/6/70	at Lafayette	74 80 L	1/8/05	at Rutgers	66 63 W	1/10/76	at George Washington	73 74 L
1/17/73	at Notre Dame	76 85 L	2/5/05	at West Virginia	78 83 L	2/12/10	West Virginia	98 95 W
12/3/74	at West Virginia	78 82 L	1/21/07	Marquette	74 77 L			
1/13/75	Notre Dame	84 77 W	3/17/07	VCU (NCAA)	84 79 W			
			12/20/07	vs. Duke (MSG)	65 64 W			

MISCELLANEOUS RECORDS

LARGEST FIRST HALF DEFICIT OVERCOME TO WIN GAME

- 19 at West Virginia, 3/3/70 (trailed 38-19 with 4:44 in first half, won 92-87)
- 17 at Connecticut, 1/22/05 (trailed 43-26 with 2:31 in first half, won 76-66)
- 17 Syracuse, 1/29/05 (trailed 22-5 with 10:31 in first half, won 76-69)
- 16 vs. Duke (MSG), 12/20/08 (trailed 31-15 with 3:55 in first half, won 66-64 in OT)
- 16 vs. Duquesne, 12/21/96 (trailed 22-6 with 12:12 in first half, won 75-73)

LARGEST SECOND HALF DEFICIT OVERCOME TO WIN GAME

- 22 Purdue, 12/2/60 (won 81-80)
- 17 St. Francis, Pa., 12/1/90 (won 91-85)
- 16 at Duquesne (MA), 12/2/09 (trailed 40-24 with 17:32 to go, won 67-58 in 2OT)
- 15 Notre Dame, 1/13/75 (trailed 54-39 with 15:14 to go, won 84-77 in OT)
- 15 at Connecticut, 1/22/05 (trailed 49-34 with 17:26 to go, won 76-66)
- 14 at Syracuse, 2/10/02 (trailed 47-33 with 13:45 to go, won 75-63)
- 14 at Boston College, 1/21/85 (trailed 42-28 with 15:22 to go, won 61-55)
- 13 Oklahoma State, 11/26/88 (trailed 52-39 with 17:26 to go, won 93-75)
- 13 Wofford, 11/13/09 (trailed 41-28 with 15:41 to go, won 63-60)
- 13 Cornell, 12/21/92 (trailed 48-35 with 17:42 to go, won 80-72)
- 13 vs. Duke, 12/20/07 (trailed 39-26 with 16:31 to go, won 65-64 in OT)

LARGEST DEFICIT OVERCOME TO WIN GAME (LESS THAN 7:00 LEFT)

- 11 at Syracuse, 3/1/08 (trailed 75-64 with 3:49 to go, won 82-77)

- 8 at Syracuse, 2/15/05 (trailed 58-50 with 6:58 to go, won 68-64)
- 7 Villanova, 2/12/97 (trailed 67-60 with 7:05 to go, won 95-89)
- 7 Seton Hall, 1/15/05 (trailed 58-51 with 5:12 to go, won 67-63)

LARGEST DEFICIT OVERCOME TO WIN GAME (LESS THAN 1:30 LEFT)

- 7 West Virginia, 2/12/10 (trailed 66-59 with 1:13 to go, won 98-95 in 3OT)
- 6 Rutgers, 1/17/98 (trailed 83-77 with 35 seconds to go, won 86-85 in OT)
- 5 Louisville, 1/16/10 (trailed 68-63 with 54 seconds, won, 82-77 in OT)

BLOWN LEADS-HALFTIME

- 15 Connecticut, 1/11/95 (led 45-30, lost 85-76)
- 12 at Syracuse, 2/1/03 (led 43-31, lost 67-65)
- 11 Virginia Commonwealth, 12/14/96 (led 32-21, lost 58-55)

BLOWN LEADS-FIRST HALF

- 28 vs. Louisville, 3/8/06 (led 33-5 with 4:38 in first half, won 61-56)
- 25 Connecticut, 1/11/95 (led 40-14 with 4:50 in first half, lost 85-76)

BLOWN LEADS-SECOND HALF

- 19 vs. VCU, 3/17/07 (led 51-32 with 12:11 to go, won 84-79 in OT)
- 17 at Georgetown, 1/19/02 (led 62-45 with 8:39 to go, won 68-67)
- 14 at Virginia Commonwealth, 12/17/00 (led 53-38 with 13:44 to go, lost 76-73 in OT)
- 14 Syracuse, 1/6/01 (led 48-34 with 15:20 to go, lost 71-66)

BLOWN LEADS (LESS THAN 1:30 LEFT)

- 9 Notre Dame, 1/4/06 (led 73-64 with 47 seconds left, won 100-97 in 2OT)
- 7 Notre Dame, 1/4/06 (led 90-83 with 1:08 left in OT, won 100-97 in 2OT)
- 5 Connecticut, 12/12/98 (led 69-64 with 0:09 seconds to go, lost 70-69)

LONGEST PITT UNANSWERED RUNS

- 22-0 Auburn (first half), 12/4/05
- 22-0 Buffalo (first half), 11/23/97
- 20-0 Indiana, Pa. (first half), 11/22/08
- 19-0 Syracuse (first half), 1/17/11
- 18-0 vs. Oral Roberts (first half), 3/20/08
- 17-0 at Georgetown (second half), 2/24/04
- 17-0 at Florida State (second half), 12/21/08
- 17-0 Vermont (first half), 12/17/05
- 17-0 Miami, Fla. (first half), 1/12/94

LONGEST OPPONENT UNANSWERED RUNS

- 18-0 at Rutgers (second half), 1/8/02
- 17-0 at Syracuse (first half), 2/27/01
- 17-0 at Notre Dame (first half), 1/30/02
- 17-0 at Marquette (second half), 2/15/08
- 17-0 Syracuse (first half), 1/17/11

MOST UNANSWERED POINTS SCORED TO START GAME

- 20-0 Indiana, Pa., 11/22/08
- 19-0 Syracuse, 1/17/11
- 16-0 vs. Louisville, 3/8/06

LARGEST DEFICIT TO START GAME

- 14-0 at St. John's, 1/21/06

MOST CONSECUTIVE MINUTES TRAILED BEFORE WINNING

- 38 at Duquesne (MA), 12/2/09 (trailed 38 straight minutes, sent game into OT, won 67-58 in 2OT)
- 37 Wofford, 11/13/09 (trailed 37 straight minutes prior to winning 63-60)



PETERSEN EVENTS CENTER RECORDS

PITT INDIVIDUAL HIGHS		
Points:	33	Sam Young, Belmont, 11/25/08
	32	Carl Krauser, Syracuse, 1/23/06
	31	Sam Young, Connecticut, 3/7/09
	31	Carl Krauser, Richmond, 12/23/04
FG Made:	13	Sam Young, Connecticut, 3/7/09
	13	Sam Young, Belmont, 11/25/08
	13	DeJuan Blair, Indiana (PA), 11/22/08
FG Attempts:	23	Sam Young, Connecticut, 3/7/09
	21	Ashton Gibbs, Long Beach State, 11/16/11
	21	Sam Young, Vermont, 12/6/08
FG Pct.	1.000	Nasir Robinson (9-9), Georgetown, 1/28/12
(min. 7 made)	1.000	Chevon Troutman (8-8), St. Francis (PA), 11/22/03
	1.000	Dante Taylor (8-8), St. John's, 2/29/12
3FG Made:	6	Ashton Gibbs, VMI, 12/6/11
	6	Ashton Gibbs, Rider, 11/13/11
	6	Ashton Gibbs, Providence, 3/4/10
	6	Ashton Gibbs, West Virginia, 2/12/10
	6	Ashton Gibbs, Binghamton, 11/17/09
	6	Carl Krauser, Richmond, 12/23/04
	6	Carl Krauser, Albany, 11/28/03
3FG Attempts:	15	Ashton Gibbs, VMI, 12/6/11
	14	Ashton Gibbs, Rider, 11/13/11
	13	Ashton Gibbs, West Virginia, 2/12/10
3FG Pct.	1.000	Ashton Gibbs (5-5), Cincinnati, 2/5/11
(min. 5 made)	1.000	Ronald Ramon (5-5), Boston, 1/12/07
FT Made:	13	Carl Krauser, Syracuse, 1/23/06
	12	Levance Fields, Akron, 11/21/08
	12	Tray Woodall, Villanova, 2/5/12
	11	Brad Wanamaker, Louisville, 1/16/10
FT Attempts:	14	Levance Fields, Akron, 11/21/08
	14	Carl Krauser, vs. Syracuse, 1/23/06
	14	Levance Fields, Notre Dame, 1/4/06
	14	Chevon Troutman, Connecticut, 2/26/05
FT Pct.:	1.000	Tray Woodall (12-12), Villanova, 2/5/12
	1.000	Chevon Troutman (10-10), Georgetown, 1/25/03
Rebounds:	22	DeJuan Blair, Notre Dame, 1/31/09
	20	Aaron Gray, Marquette, 1/28/06
	19	Aaron Gray, Connecticut, 1/16/07
Assists:	13	Brad Wanamaker, Providence, 3/4/10
	13	Tray Woodall, Binghamton, 11/17/09
	13	Levance Fields, Cincinnati, 2/14/09
	13	Levance Fields, Robert Morris, 2/2/09
	13	Levance Fields, South Florida, 1/14/09
Blocked Shots:	7	Chris Taft, Murray State, 12/20/03
	6	Khem Birch, Robert Morris, 11/27/11
Steals:	6	Jermaine Dixon, St. John's, 1/11/09
	6	Carl Krauser, Marquette, 1/28/06
	6	Carl Krauser, St. Francis (NY), 11/29/05

OPPONENT INDIVIDUAL HIGHS		
Points:	37	Chris Quinn, Notre Dame, 1/4/06
	32	Da'Sean Butler, West Virginia, 2/12/10
	31	Kemba Walker, Connecticut, 12/27/10
	31	Matt Carroll, Notre Dame, 1/6/03
FG Made:	30	Keydren Clark, Saint Peter's, 11/19/05
	13	Chris Quinn, Notre Dame, 1/4/06
	12	Mike Ringgold, Rider, 12/4/10
	12	Samardo Samuels, Louisville, 1/16/10
	12	John Williamson, Cincinnati, 2/27/08
	12	Keydren Clark, Saint Peter's, 11/19/05
FG Attempts:	28	Keydren Clark, Saint Peter's, 11/19/05
	27	Kemba Walker, Connecticut, 12/27/10
	25	Luke Harangody, Notre Dame, 1/31/09
FG Pct.	.875	Miles Cartwright (7-8), Penn, 11/27/10
3FG Made:	7	Chris Thomas, Notre Dame, 1/12/04
	6	seven times, last- Douglas Davis, Princeton, 3/19/12
3FG Attempts:	14	Carlos Strong, Boston, 11/27/07
	14	Keydren Clark, Saint Peter's, 11/19/05
	14	Gerry McNamara, Syracuse, 1/29/05
FT Made:	13	Da'Sean Butler, West Virginia, 2/12/10
	10	three times, last- Wes Matthews, Marquette, 1/21/07
FT Attempts:	18	Da'Sean Butler, West Virginia, 2/12/10
	16	Gerardo Suero, Albany, 11/11/11
	15	Hakim Warrick, Syracuse, 1/29/05
FT Pct.:	1.000	Kenny Hayes (9-9), Miami, Ohio, 11/17/08
	1.000	Casey Mitchell (8-8), West Virginia, 2/24/11
	1.000	Steven Rush (8-8), North Carolina A&T, 11/10/07
Rebounds:	18	Jamaine Peterson, Providence, 3/4/10
	14	Mouptaou Yarou, Villanova, 2/5/12
	14	Gorgui Dieng, Louisville, 1/21/12
	14	Marqus Blakely, Vermont, 12/6/08
	14	Geoff McDermont, Providence, 2/25/06
Assists:	10	Daniel West, Rhode Island, 11/8/10
	10	George Baker, Georgetown College, 12/15/03
	9	Brad Loesing, Wofford, 3/14/12
	9	Vincent Council, Providence, 1/25/12
	9	Chris Quinn, Notre Dame, 1/4/06
	9	Chris Thomas, Notre Dame, 1/12/04
Blocked Shots:	6	Herb Pope, Seton Hall, 1/15/11
	5	Gorgui Dieng, Louisville, 1/21/12
	5	Hasheem Thabeet, Connecticut, 3/7/09
	5	Marquis Blakely, Vermont, 12/6/08
	5	Hamady Ndiaye, Rutgers, 1/26/08
	5	Darryl Watkins, Syracuse, 1/23/06
	5	Emeka Okafor, Connecticut, 3/2/03
Steals:	6	Russ Smith, Louisville, 1/21/12
	5	five times, last- Earl Pettis, La Salle, 11/22/11

PITT TEAM HIGHS & LOWS		
Points:	High	103 Houston Baptist, 11/9/07
	Low	39 Rutgers, 1/11/12
FG Made:	High	42 two times, last- Houston Bap., 11/9/07
	Low	12 Rutgers, 1/11/12
FG Att:	High	92 Houston Baptist, 11/9/07
	Low	36 Villanova, 3/9/03
FG Pct.:	High	.674 Cincinnati, 31-46, 2/14/09
	Low	.211 Rutgers, 12-57, 1/11/12
3FG Made:	High	14 three times, last- Wofford, 3/14/12
	Low	1 Robert Morris, 1/4/03
FG Att.:	High	34 two times, last- Rider, 11/13/11
	Low	6 Rutgers, 1/17/04
3FG Pct.:	High	.700 Seton Hall, 7-10, 3/5/03
	Low	.091 Robert Morris, 1-11, 1/4/03
FT Made:	High	31 West Virginia, 31-42, 2/12/10
	Low	1 three times, last- Wofford, 3/14/12
FT Att.:	High	46 Notre Dame, 1/4/06
	Low	3 Wofford, 3/14/12
FT Pct.:	High	.929 Long Beach State, 13-14, 11/16/11
	Low	.167 Louisville, 1-6, 1/21/12
Rebounds:	High	60 VMI, 12/06/11
	Low	23 Georgetown, 1/13/07
Assists:	High	33 Maryland Eastern Shore, 12/18/10
	Low	8 Princeton, 3/19/12
Steals:	High	16 three times, last- Duquesne, 12/3/08
	Low	0 Oakland, 11/19/06
Blocks:	High	12 Eastern Kentucky, 11/19/09
	Low	0 Fairleigh Dickinson, 11/14/08
Turnovers:	High	25 Howard, 11/20/04
	Low	3 Washington State, 3/30/12
Fouls:	High	28 two times- last, West Virginia, 2/12/10
	Low:	6 St. Francis, Pa., 12/20/11

OPPONENT TEAM HIGHS & LOWS		
Points:	High	97 Notre Dame, 1/4/06
	Low	32 New Hampshire, 12/4/09
FG Made:	High	34 Notre Dame, 1/4/06
	Low	12 New Hampshire, 12/4/09
FG Att.:	High	83 Notre Dame, 1/4/06
	Low	39 two times, last- Wash. St., 3/28/12
FG Pct.:	High	.609 Georgetown, 28-46, 1/13/07
	Low	.235 New Hampshire, 12-51, 12/4/09
3FG Made:	High	17 Lafayette, 1/02/08
	Low	0 Youngstown State, 12/13/03
3FG Att.:	High	36 Notre Dame, 1/4/06
	Low	5 St. John's, 1/11/09
3FG Pct.:	High	.727 Virginia Tech, 8-11, 1/6/04
	Low	.000 Youngstown State, 0-11, 12/13/03
FT Made:	High	26 West Virginia, 2/12/10
	Low	1 two times, last- W&M, 1/3/04
FT Att.:	High	37 West Virginia, 2/12/10
	Low	1 Albany, 11/28/03
FT Pct.:	High	1.000 five times, last- WC, 9-9, 11/13/09
	Low	.167 William & Mary, 1-6, 1/3/04
Rebounds:	High	51 two times, last- Rutgers, 1/11/12
	Low	18 three times, last- USF, 2/16/11
Assists:	High	24 two times, last- LBSU, 11/16/11
	Low	4 two times, last- Villanova, 3/5/11
Steals:	High	12 two times, last- Louisville, 1/21/12
	Low	0 four times, last- Ill.-Chicago, 11/10/10
Blocks:	High	11 Seton Hall, 1/15/11
	Low	0 13 times
Turnovers:	High	26 Virginia Tech, 1/6/04
	Low	2 two times, last- Marquette, 1/8/11
Fouls:	High	32 Notre Dame, 1/4/06
	Low	6 St. Francis, Pa., 12/20/11

MISCELLANEOUS
Games: 183 (10 seasons).
Record: 164-19.
Consecutive Regular Season Sellouts: 179, 11/23/02-current.
Games Attended at full capacity: 67.
Consecutive Games attended at full capacity: 6.
Combined Points-two teams: 197, Notre Dame, 1/4/06.
Largest Pitt Win: 45, Norfolk State (96-51), 12/3/02.
Largest Pitt Loss: 23, Rutgers (62-39), 1/11/12; 18, West Virginia (66-48), 2/16/12.
Most Wins-season: 19, two times-2003-04, 2008-09.
Most Losses-season: 7, 2011-12; 4, 2004-05.
Winning Streak: 34, 11/23/02-2/15/04.
Losing Streak: 4, 12/23/11-1/25/12; 2, 1/2-1/5/05.
Largest Attended Game: 12,925, Syracuse, 1/17/11.
Overtime Games: 5.