



PITT BASKETBALL

GEORGETOWN • JANUARY 28, 2012 • PETERSEN EVENTS CENTER • PITTSBURGH

2011-12 SCHEDULE

Date	Opponent	W/L	Time
O29	LÀ ROCHE (PPTV/Exh.)	W	101-33
N7	KY. WESLEYAN (PPTV/Exh.)	W	76-67
N11	ALBANY (PPTV)	W	89-56
N13	+RIDER (ESPN3)	W	86-78
N16	LONG BEACH STATE (ESPNU)	L	86-76
N22	+LASALLE (ESPN3)	W	73-69

Philly Hoop Group Classic (Philadelphia, Pa.)
 N25 at +Penn (PPTV/Comcast) W 78-58

N27 +ROBERT MORRIS (PPTV) W 81-71
 N30 vs. Duquesne (CBS-CS) W 80-69

Big East/SEC Challenge
 D3 at Tennessee (ESPN) W 61-56

D6 VMI (PPTV) W 97-70

Madison Square Garden Classic (New York, N.Y.)
 D10 vs. Oklahoma State (ESPN2) W 74-68

D17	SOUTH CAROLINA ST. (PPTV)	W	69-55
D20	ST. FRANCIS, PA. (ESPN3)	W	71-47
D23	WAGNER (ESPNU)	L	59-54
D27	at *Notre Dame (ESPN2)	L	72-59
J1	*CINCINNATI (ESPN-R/Root)	L	66-63
J5	at *DePaul (ESPN2)	L	84-81
J11	*RUTGERS (ESPN-R/Root)	L	62-39
J14	at *Marquette (ESPNU)	L	62-57
J16	at *Syracuse (ESPN)	L	71-63

ESPN College Game Day (10 a.m.-noon)
 J21 *LOUISVILLE (ESPN) L 73-62

J25	*PROVIDENCE (ESPN-R/Root)W	86-74
J28	*GEORGETOWN (ESPN)	4 p.m.
J30	at *West Virginia (ESPN)	7 p.m.
F5	*VILLANOVA (ESPN)	2 p.m.
F8	at *USF (ESPN-R/Root)	7 p.m.
F12	at *Seton Hall (ESPN-R/WTAE)	Noon
F16	*WEST VIRGINIA (ESPN/ESPN2)	9 p.m.
F19	*USF (ESPN2)	7 p.m.
F26	at *Louisville (CBS)	2 p.m.
F29	*ST. JOHN'S (ESPNU)	7 p.m.
M3	at *Connecticut (ESPN/ESPN2)	Noon
M6	at Big East Championship (ESPN)	TBA
M15	NCAA 2nd & 3rd Round (CBS+)	TBA
M22	NCAA Regionals (CBS+)	TBA
M31	NCAA Final Four (CBS+)	TBA

GAME
22

#9 GEORGETOWN (16-3, 6-2 Big East) at PITT (12-9, 1-7 Big East)

Saturday, January 28, 2012 • 4 p.m. ET
 Petersen Events Center (12,508) • Pittsburgh, Pa.

Television: ESPN (Bob Wischusen and Stephen Bardo; Producer Eric Mosley).

Pitt Radio: Pitt IMG College Sports Radio Network (Bill Hillgrove, Dick Groat and Curtis Aiken). 93.7 The Fan, 93.7 FM; Satellite Radio: Sirius-91 (Pitt feed); XM-91 (Pitt feed).

National Radio: Westwood One Radio (John Tautges and John Thompson).

Internet Radio Broadcast/Live Stats: www.pittsburghpanthers.com.

Coaches: Pitt: Jamie Dixon, 13th year at Pitt, 9th year as head coach (228-69); Georgetown: John Thompson III, 8th year at GU (176-76), 12th year overall (244-118).

Rankings: Pitt: AP-NR; ESPN-NR; Georgetown: AP-9; ESPN-10.

Series: Pitt and Georgetown meet for the 75th time in series history. Pitt owns a 34-40 all-time record vs. the Hoyas, but has claimed four of the last five matchups. Since the 2001-02 season, Pitt is 10-5 in matchups with Georgetown. Pitt is also 19-16 all-time vs. the Hoyas in Pittsburgh.

In the final of three consecutive home games, Pitt hosts No. 9 Georgetown (16-3, 6-2 Big East) on Saturday, Jan. 28. Tipoff is at 4 p.m. ET at the Petersen Events Center.

Saturday's contest will air nationally on ESPN with Bob Wischusen and Stephen Bardo handling play-by-play and color commentary duties respectively. Eric Mosley will produce.

With an 86-74 win over Providence on Wednesday, Pitt snapped an eight-game losing streak. Ashton Gibbs hit four 3-pointers over a two-minute first half stretch to give the Panthers a 15-point halftime lead. He finished with a team-high 22 points (5-11 3FG), Tray Woodall added 17 points, hit 4-4 3-pointers and dished

out nine assists. Nasir Robinson scored 14 points with six rebounds and Lamar Patterson grabbed a career-high 11 rebounds to go along with nine points. It marked Woodall's second appearance back after being sidelined for 11 of Pitt's 12 games with a groin/abdominal strain. Pitt shot 49.2 percent (32-65) from the floor and limited Providence to 42.2 percent shooting.

This season, Pitt has had a variety of players play through and sidelined with injuries including Woodall, Taylor (concussion), Ashton Gibbs (ankle), Cameron Wright (finger), Nasir Robinson (knee surgery). Because of the injuries, 11 different Pitt players have started and

TODAY'S TOP STORYLINES

- In Georgetown, Pitt hosts its second nationally ranked opponent at the Petersen Events Center this year. Pitt is 11-0 all-time vs. top-10 ranked teams in the Petersen Events Center. Overall, Pitt owns a 15-6 record vs. top-25 ranked opponents at the PEC.
- Pitt is in its 10th season in the Petersen Events Center and carries a 157-17 record (.902) in the arena. Pitt also owns a 66-14 record vs. Big East opponents in the Petersen Events Center. The Panthers have won 63 of their last 70 home games. Pitt has won 28 of its last 33 Big East Conference home games.
- Pitt is one of only three programs nationally to win more than 20+ games, 10+ league games and advance to the NCAA Tournament in each of the last 10 seasons (Gonzaga, Kansas and Pitt).
- Over the last 10 seasons, Pitt has been the Big East's leader in overall winning percentage (.285-.80, .781), league winning percentage (.125-.51, .710), consecutive NCAA Tournament appearances (10) and most 20-win, 10-win Big East years (10).



PITT PANTHERS ROSTER NOTES

PROBABLE STARTERS

#	NAME	POS	HT	WT	CL	PPG	RPG	CAREER/2011-12 NOTES
21	Lamar Patterson	F	6-5	221	SO*	9.1	5.9	•Career-high 11 rebounds vs. PC
35	Nasir Robinson	F	6-5	225	SR	12.1	6.8	•Three double-doubles on year
42	Talib Zanna	F	6-9	230	SO*	6.2	5.8	•Started each of the last six games
1	Tray Woodall	G	5-11	190	JR*	11.6	2.6	•Scored 17 points (6-8 FG), hit 4-4 3FG in second game back from abdominal inj.
12	Ashton Gibbs	G	6-2	190	SR	16.7	2.5	•Hit 15 3-pointers in last three games, 22 points (5-11 3FG) vs. Providence

OFF THE BENCH

2	Isaiah Epps	G	6-2	185	FR*	0.1	0.2	•Played in 14 games on year
3	Cameron Wright	G	6-4	205	FR*	3.1	1.9	•Started eight games on year
4	John Johnson	G	6-1	175	FR	5.6	0.8	•46.9 percent from 3-point range (23-49)
5	Durand Johnson	F	6-6	190	FR	-	-	•Redshirting season
11	Dante Taylor	F	6-9	240	JR	6.4	5.8	•Shooting 57.8 percent on year
14	Nick Rivers	G	6-0	190	SR	0.8	0.3	•21 career games played
15	Aron Nwankwo	F	6-7	205	SO	0.0	1.0	•13 career games played
33	Malcolm Gilbert	C	6-11	235	FR	0.6	1.1	•7 games, 40 minutes played on year
44	J.J. Moore	F	6-6	205	SO	6.1	3.1	•Four double figure scoring games

SERIES HISTORY

PITT-GEORGETOWN SERIES

Total Games: 74.
 Series Record: 34-40.
 Hosted by Pitt: 19-16.
 Hosted by Georgetown: 14-21.
 Neutral: 4 (1-3).
 BET: 4 (1-3).
 PEC: 5 (3-2).
 Overtime: 2 (0-2).
 One-Point Games: 6 (3-3).
 Two-Point Games: 4 (3-1).
 Most Points-Pitt: 89 (89-71 win on 1/25/97).
 Most Points-Georgetown: 97 (97-81 loss on 2/7/90).
 Largest Victory Margin-Pitt: 19 (75-56 win on 1/10/96).
 Largest Victory Margin-Georgetown: 31 (93-62 loss on 3/1/86).
 Most Consecutive Wins-Pitt: 5 (1/19/02-2/24-04).
 Most Consecutive Losses-Pitt: 5 (3/1/86-1/6/88).
 Last 10: 5-5.
 Last 20: 11-9.

SERIES GAME-BY-GAME

Series game-by-game is listed on page 13 of this release.

NATIONAL POLLS (as of January 23, 2012)

ASSOCIATED PRESS POLL

Rk.	School (1st Place)	W-L	Pts.
1.	Kentucky (61)	19-1	1,620
2.	Missouri (2)	18-1	1,532
3.	Syracuse (2)	20-1	1,506
4.	Ohio State	17-3	1,411
5.	Kansas	16-3	1,383
6.	Baylor	17-2	1,234
7.	North Carolina	16-3	1,232
8.	Duke	16-3	1,176
9.	Georgetown	16-3	1,045
10.	Michigan State	16-4	1,009
11.	Murray State	20-0	925
12.	UNLV	18-3	886
13.	San Diego State	17-2	832
14.	Florida	15-4	709
15.	Creighton	18-2	682
16.	Indiana	16-4	609
17.	Marquette	16-4	517
18.	Mississippi State	16-4	422
19.	Virginia	15-3	414
20.	Michigan	15-5	396
21.	Saint Mary's	19-2	345
22.	Kansas State	14-4	252
23.	Florida State	13-6	244
24.	Connecticut	14-5	203
25.	Wisconsin	16-5	182

Others receiving votes: West Virginia 96, Gonzaga 82, Vanderbilt 40, Louisville 35, Harvard 32, Wichita State 28, Cincinnati 20, Illinois 11, Md. Tennessee 9.

NOTE:

- Associated Press poll is voted upon by the nation's media (both polls are released on Monday).
- USA Today/ESPN poll is voted on by the nation's coaches.

USA TODAY/ESPN COACHES POLL

Rk.	School (1st Place)	W-L	Pts.
1.	Kentucky (31)	19-1	775
2.	Missouri	18-1	725
3.	Ohio State	17-3	687
4.	Syracuse	20-1	686
5.	Kansas	16-3	660
6.	Duke	16-3	571
7.	Baylor	17-2	569
8.	North Carolina	16-3	565
9.	Murray State	20-0	502
10.	Georgetown	16-3	498
11.	Michigan State	16-4	453
12.	San Diego State	17-2	403
13.	Florida	15-4	396
14.	Creighton	18-2	343
15.	UNLV	18-3	337
16.	Mississippi State	16-4	236
17.	Indiana	16-4	230
18.	Marquette	16-4	213
19.	Connecticut	14-5	203
20.	Saint Mary's	19-2	193
21.	Virginia	15-3	171
22.	Michigan	15-5	165
23.	Harvard	16-2	99
24.	Kansas State	14-4	80
25.	Louisville	15-5	49
	Wisconsin	16-5	49

Others receiving votes: Florida State 41, Gonzaga 34, West Virginia 33, Wichita State 29, Middle Tennessee 28, Vanderbilt 20, Nevada 12, Illinois 6.

the Panthers have had seven different starting lineup combinations.

No. 9 ranked Georgetown is on a three-game win streak after defeating St. John's (69-49), DePaul (83-75) and Rutgers (52-50) in consecutive contests. Jason Clark (15.9 ppg), Hollis Thompson (14.0 ppg) and Henry Sims (11.8 ppg.) lead John Thompson III's Hoyas.

Pitt concluded non-conference play with 10 or more wins for the 11th straight year.

Pitt was picked by league coaches to finish fourth in the Big East this

season and Ashton Gibbs was named the Big East's preseason Player of the Year. The Panthers return 58.6 percent of their scoring, 55.3 percent of their rebounding and 57.7 percent of minutes played.

DECADE OF EXCELLENCE

Over the last 11 years, Pitt has proven to be the winningest basketball program in the Big East Conference and one of the top-5 winningest programs nationally. From 2001-11, Pitt owns the league's top records in both overall games (285-80) and

league games (125-51). It has averaged 12.4 league wins and 27.3 overall wins per year during that period. Pitt is the only Big East Conference program to win 20 or more overall games and 10 or more league contests in each of the last 10 seasons. Pitt's streak of 10 consecutive 10-win Big East regular seasons rank second only to Syracuse's run of 11 10-plus win seasons set from 1985-96. Pitt has now won 20 or more games 18 times in school history. In addition, Pitt is one of only three programs nationwide to advance to

the NCAA Tournament, win 20 overall games and 10 league games in each of the last 10 seasons. Those programs include Gonzaga, Kansas and Pitt.

Last year, Pitt earned a 10th consecutive NCAA Tournament berth. Pitt is one of only seven schools nationally and the only Big East program to advance to the NCAA Tournament in each of the last 10 seasons: Duke, Gonzaga, Kansas, Michigan State, Pitt, Texas and Wisconsin. Pitt has advanced to NCAA Sweet Sixteen play in five of the last 10

PITT BASKETBALL WEEKLY MEDIA PLANNER

All practices are closed. For more information on coverage of Pitt men's basketball, contact Media Relations Director Greg Hotchkiss at (412) 491-5296.

FRIDAY

January 27

Practice, 2:30-4:30 p.m.

SATURDAY

January 28

Georgetown at Pitt, 4 p.m.
 ESPN
 93.7 The Fan

SUNDAY

January 29

Practice, 2-4 p.m.
 Travel to Morgantown

MONDAY

January 30

Pitt at West Virginia, 7 p.m.
 ESPN Big Monday
 93.7 The Fan

TUESDAY

January 31

Off Day

WEDNESDAY

February 1

Practice, 2:30-4:30 p.m.

COLLEGE BASKETBALL'S BEST PROGRAMS OVER THE LAST 11 YEARS

Where Pitt ranks among national winning percentage leaders and top programs over the last 11 seasons; updated as of January 27, 2012.

School	2011-12	2001-11	Total	Pct.
Kansas	17-3	300-58	317-61	.839
Duke	17-3	292-61	309-64	.828
Memphis	14-6	280-64	294-70	.808
Gonzaga	16-3	264-67	280-70	.800
PITTSBURGH	12-9	273-71	285-80	.781
Kentucky	20-1	257-89	277-90	.755
Syracuse	21-1	256-92	277-93	.749
Connecticut	14-5	257-88	271-93	.745
Florida	15-4	257-89	272-93	.745
Texas	13-7	254-92	267-99	.730
Wisconsin	16-5	242-91	258-96	.729
North Carolina	16-3	252-98	268-101	.726
Xavier	13-7	248-87	261-99	.725
Louisville	16-5	245-96	261-101	.721
Illinois	15-5	244-102	259-107	.709
Ohio State	18-3	221-95	239-98	.709
Michigan State	17-4	245-108	262-112	.701
Marquette	17-4	229-105	246-109	.693
Arizona	13-7	226-107	239-114	.677
Mississippi State	17-4	220-111	237-115	.673
Western Kentucky	6-14	223-99	229-113	.670
Oklahoma	12-7	214-109	226-116	.661
Maryland	12-7	219-113	231-120	.658
Oklahoma State	10-10	223-112	233-122	.656
Villanova	10-11	224-112	234-123	.655
UCLA	10-9	220-114	230-123	.652
Stanford	15-5	203-117	218-122	.641
Southern Illinois	7-14	211-112	218-126	.634

PITT'S ALL-TIME BEST BIG EAST RECORDS

Pitt's 15-3 Big East regular season record in 2010-11 ties for its top league regular season wins record. Here is a look at Pitt's top seasons in the Big East:

W-L	Season
15-3	2010-11
15-3	2008-09
13-3	2003-04
13-3	2002-03
13-3	2001-02
12-4	2006-07
12-4	1987-88
12-4	1986-87
13-5	2009-10
10-6	2005-06
10-6	2004-05
10-8	2007-08
10-8	1996-97

BIG EAST WINNINGEST TWO-YEAR PERIODS

W-L	Seasons
26-6	2001-02, 2002-03
26-6	2002-03, 2003-04
28-8	2009-10, 2010-11
28-8	2008-09, 2009-10
24-8	1986-87, 1987-88

PITT'S 10-YEAR SUCCESS (2001-11)

The following is a list of accomplishments achieved by the Pitt Basketball program over the last 10 seasons:

- Compiled a 273-71 record over the last 10 seasons and .794 winning percentage which ranks among the nation's top five best winning percentages during that span. The record also tops the Big East from 2001-11.
- Advanced to the NCAA Elite Eight/Regional Final for the first time since 1974.
- Advanced to the NCAA Sweet Sixteen five times in the last 10 seasons. Only three programs (Duke-8, Kansas-7 and Connecticut-6) have advanced to more Sweet Sixteens during that span.
- Won two Big East Tournament championships (2003 and 2008).
- Captured four Big East regular season titles: 2001-02 Big East West Division, 2002-03 Big East West Division, 2003-04 Big East regular season, 2010-11 Big East regular season.
- Advanced to the NCAA Tournament for a Big East leading 10 consecutive seasons.
- One of only seven schools nationwide to advance to the NCAA Tournament in each of the last 10 seasons.
- Ascended to the program's first-ever No. 1 national ranking and earned two No. 1 seeds in 2008-09 and 2010-11.
- Achieved a 10th straight 20-plus win season in 2010-11.
- Averaged over 27.0 victories per season over the last 10 years.
- Advanced to the Big East Championship title game in seven of the last 11 seasons and appeared in three straight seasons from 2001-04.
- Compiled a Big East-best 124-44 (.738) record in league regular season games.
- Finished ranked among the nation's top-10 programs in six of the last 10 seasons and ranked among the nation's top-25 in nine of the last 10 years.
- Appeared on television 282 times in the last 10 years.
- Set the school record with a 40-game win streak which spanned two years and 68 days.
- Opened the Petersen Events Center with a 34-game win streak, a streak which ranks as the third all-time longest win streak to open a new arena in NCAA Division I history.
- Concluded its ninth year in the Petersen Events Center with an 149-12 record and .925 winning percentage.
- Set all school records for attendance.
- Sold out the Petersen Events Center in each of the arena's first nine seasons and for all 161 consecutive games.

seasons. Only three programs (Duke-8, Kansas-7 and Connecticut-6) have surpassed that accomplishment and two others (Michigan State-5 and

Texas-5) have matched it. Pitt leads the Big East in most consecutive NCAA Tournament appearances with 10. The next closest streak in the

league is Villanova with seven straight tourney berths. Pitt also ranks among national leaders in NCAA Tournament wins over the last 10 seasons



2011-12 PITT PANTHERS NUMERICAL ROSTER

#	NAME	POS	HT	WT	CL	EX	HOMETOWN/PREVIOUS SCHOOL(s)
1	Tray Woodall	G	5-11	190	JR*	2L	Brooklyn, N.Y.-Paterson, N.J./St. Anthony (N.J.)
2	Isaiah Epps	G	6-2	185	FR*	RS	Plainfield, N.J./Hargrave Military Academy/Plainfield
3	Cameron Wright	G	6-4	205	FR*	RS	Cleveland, Ohio/Benedictine
4	John Johnson	G	6-1	175	FR	HS	Philadelphia, Pa./Life Center Academy (N.J.)/Girard College H.S.
5	Durand Johnson	G/F	6-6	190	FR	HS	Baltimore, Md./Brewster Academy (N.H.)/Lake Clifton
11	Dante Taylor	F	6-9	240	JR	2L	Greenburgh, N.Y./National Christian Academy (Md.)
12	Ashton Gibbs	G	6-2	190	SR	3L	Scotch Plains, N.J./Seton Hall Prep
14	Nick Rivers	G	6-0	180	SR	2L	Phoenix, Ariz./Brophy Prep
15	Aron Nwankwo	F	6-7	205	SO	1L	Baltimore, Md./Baltimore City College
21	Lamar Patterson	G/F	6-5	221	SO*	1L	Lancaster, Pa./St. Benedict's (N.J.)/J.P. McCaskey
33	Malcolm Gilbert	C	6-11	235	FR	HS	Smyrna, Del./The Academy of the New Church (Pa.)
35	Nasir Robinson	F	6-5	225	SR	3L	Chester, Pa./Chester
42	Talib Zanna	F	6-9	230	SO*	1L	Kaduna, Nigeria/Bishop McNamara (Md.)
44	J.J. Moore	F	6-6	205	SO	1L	Brentwood, N.Y./South Kent Prep (Conn.)/Brentwood

Head Coach: Jamie Dixon (TCU, 1987), begins 9th Year as Head Coach, 13th year at Pitt; **Assistant Coach:** Pat Sandle (San Francisco State, 1987); **Assistant Coach:** Brandin Knight (Pittsburgh, 2005); **Assistant Coach:** Bill Barton (Salem State, 1989); **Director of Basketball Operations:** Brian Regan (Saint Vincent, 1988); **Video Coordinator:** Jordan Marks (Pittsburgh, 2008); **Graduate Manager:** Jason Richards (Davidson, 2008); **Athletic Trainer:** Tony Salesi (Pittsburgh, 1980); **Strength & Conditioning Coach:** Tim Beltz (Northern Colorado, 1995); **Academic Coordinator:** Mike Farabaugh (Pittsburgh, 1987); **Equipment Manager:** Brian Brigger (Xavier, 2004); **Team Managers:** Ben Blount, Rob Briggs, Jonathon Brodack, Brian Colombo, Matt Falcon, Seth Friedman, Brendan Kozlowski, Michael Lindebaum; **Administrative Assistant:** Beth Schoedel.

RECORD WHEN...

Controlling the tip:	8-2
Scoring first:	10-2
Leading at the half:	11-3
Trailing at the half:	0-5
Tied at half:	1-1
Leading with 5:00 left:	12-0
Trailing with 5:00 left:	0-9
Tied with 5:00 left:	0-0
In Overtime:	0-0
Double Overtime:	0-0
Triple Overtime	0-0
Pitt outrebounds opp.:	11-5
Pitt is outrebounded:	1-2
Rebounds are equal:	0-2
Pitt commits more TO:	7-8
Pitt forces more TO:	5-1
Turnovers are equal:	0-0

Pitt has more FTA:	8-2
Opp. has more FTA:	4-6
FT attempts are equal:	0-1
Pitt shoots better than 60%	0-0
Pitt shoots better than 50%:	6-0
Pitt shoots less than 50%:	5-9
Opp. shoots better than 50%:	2-3
Opp. shoots less than 50%:	9-6
Opp. shoots less than 40%	3-0
Pitt outshoots opp. (FG%)	10-1
Opp. outshoots Pitt (FG%)	2-8
Shooting is tied (%)	0-0
Pitt hits 40% of 3FG:	6-1
Pitt hits less than 40% of 3FG:	6-8
Pitt outshoots opp. (3FG):	9-2

Pitt hits at least 70% of FTA:	6-5
Pitt hits at least 60% of FTA:	9-7

Pitt bench outscores opp.:	11-4
Opp. bench outscores Pitt:	1-5
Bench scoring is equal:	0-0
Following a Pitt win:	9-2
Following a Pitt loss:	2-7

3 score in double figures:	6-4
4 score in double figures:	3-2
5+ in double figures:	1-0

UNIFORMS

White uniforms:	9-4
Blue uniforms:	3-4
Gold uniforms:	0-1

MONTHS OF THE YEAR

In November:	6-1
In December:	5-2
In January:	1-6
In February:	0-0
In March:	0-0

DAYS OF THE WEEK

Monday	0-1
Tuesday:	3-1
Wednesday:	2-2
Thursday	0-1
Friday:	2-1
Saturday:	3-2
Sunday:	2-1

MOST BIG EAST CHAMPIONSHIPS (2000-II)

Pitt claimed the 2010-11 Big East regular season title. The title marks a Big East-leading sixth title since 2000-01.

School	RS	T	Tot.
PITT	4	2	6
Connecticut	3	3	6
Syracuse	2	2	4
Georgetown	2	1	3
Boston College	2	1	3
Louisville	1	1	2
Villanova	1	0	1
West Virginia	0	1	1
Totals	*15	11	26

*Key: RS-regular season titles; T-Tournament titles; *indicates best league regular season record; total includes ties.*

BIG EAST'S CONSECUTIVE NCAA TOURNEY APPEARANCES

Team	No.
PITT	10
Villanova	7
Marquette	6
Louisville	5
West Virginia	4
Syracuse	3
Georgetown	2
Notre Dame	2
Connecticut	1
St. John's	1
Cincinnati	1
DePaul	0
South Florida	0
Providence	0
Rutgers	0
Seton Hall	0

with 15.

Pitt has won 58 of its last 79 games and 62 of its last 85, 205 of its last 270 contests, 91 of its last 134 Big East regular season games and 128 of its last 139 non-conference games.

BIG EAST CHAMPIONS...AGAIN

With its 2010-11 Big East regular season title, Pitt captured its league-leading sixth Big East Conference crown in the last 10 years and fourth Big East regular season title since 2000 (see chart page 4). Pitt has now won or tied for the Big East regular season title six times in

BIG EAST'S ALL-TIME WINNINGEST COACHES BY PERCENTAGE

(Conference Regular Season and Championship Games combined as of January 27, 2012 and according to Big East records.)

Coach, Team	W	L	Pct.	Yrs.	BEChamp.
JAMIE DIXON, PITT	110	52	.679	9	11-7, .611
John Thompson, Gtown	231	123	.653	20	33-13, .717
Jim Boheim, Syracuse	388	211	.648	33	43-26, .623
Jim Calhoun, Connecticut	309	174	.640	36	33-17, .660
Lou Carnesecca, St. John's	139	80	.635	13	12-11, .478
Mike Jarvis, St. John's	57	36	.613	5	7-4, .636
Ben Howland, Pitt	46	29	.613	4	8-3, .727
Rollie Massimino, Villanova	123	92	.572	12	13-12, .520

FASTEST TO 200 WINS-NCAA HISTORY

BY GAMES

According to the NCAA Division I recordbook, page 153

Coach, School	GP	W-L	Pct.	Yr.	Year
Clair Bee, Rider/Long Island	231	200-31	.866	12 th	1938
Jerry Tarkanian, LBSU/UNLV	234	200-34	.855	9 th	1977
Mark Few, Gonzaga	247	200-47	.810	8 th	2007
Everett Case, NC State	250	200-50	.800	9 th	1954
Harold Anderson, Toledo/BSGU	251	200-51	.797	10 th	1945
Nat Holman, CCNY	251	200-51	.797	18 th	1937
Adolph Rupp, Kentucky	251	200-51	.797	13 th	1943
Roy Williams, Kansas	252	200-52	.794	8 th	1996
Vic Bubas, Duke	254	200-54	.787	10 th	1969
Denny Crum, Louisville	254	200-54	.787	9 th	1980
Henry Iba, NWMS/Colo./OSU	254	200-54	.787	11 th	1940
Doc Meanwell, Miss./Wis.	254	200-54	.787	15 th	1927
JAMIE DIXON, PITT	255	200-55	.784	8th	2010
Hec Edmundson, UW	261	200-61	.766	13 th	1931
Hugh Greer, Connecticut	261	200-61	.766	11 th	1957

BY TOTAL SEASONS

According to the NCAA Division I recordbook, page 153

Coach, School	GP	W-L	Pct.	Yr.	Year
Mark Few, Gonzaga	247	200-47	.810	8 th	2007
Roy Williams, Kansas	252	200-52	.794	8 th	1996
JAMIE DIXON, PITT	255	200-55	.784	8th	2010
Jerry Tarkanian, LBSU/UNLV	234	200-34	.855	9 th	1977
Everett Case, NC State	250	200-50	.800	9 th	1954
Denny Crum, Louisville	254	200-54	.787	9 th	1980
Jim Boheim, Syracuse	266	200-66	.752	9 th	1985
Bruce Weber, SIU/Illinois	272	200-72	.735	9 th	2007
Pete Gillen, Xavier	273	200-73	.733	9 th	1994
Harold Anderson, Toledo/BSGU	251	200-51	.797	10 th	1945
Vic Bubas, Duke	254	200-54	.787	10 th	1969
Fred Schaus, WVU/Purdue	266	200-66	.752	10 th	1976
Lou Carnesecca, St. John's	271	200-71	.738	10 th	1978

program history: 1986-87, 1987-88, 2001-02, 2002-03, 2003-04 and now 2010-11. With its league-leading 15-3 record, Pitt won the title after maintaining a 1.0 game lead over Notre Dame (14-4). Pitt also entered the Big East Tournament as the No. 1 seed for only the third time in school history: 1988, 2004 and 2011.

PANTHERS EXCEL AT HOME

Pitt is in its 10th season in the

Petersen Events Center with a 157-17 all-time record and .902 winning percentage. The .902 winning percentage ranks among the nation's best homecourt records over the last 10 years (see chart page 8). Pitt has won 71 of its last 85 Big East home games. Only one opponent (Louisville) has defeated Pitt three times at the Petersen Events Center, while two programs (Rutgers and Georgetown) have defeated the Panthers two times in the arena. Pitt has lost four straight games on one

BIG EAST'S BEST PROGRAMS OVER THE PREVIOUS 10 SEASONS (2001-II)

Totals are as of April 15, 2011.

School	Big East		Overall	
	W-L	Pct.	W-L	Pct.
PITT	124-44	.738	273-71	.794
Connecticut	112-56	.667	257-88	.744
Syracuse	107-61	.637	256-92	.735
Louisville	71-34	.676	245-96	.718
Marquette	64-41	.609	229-105	.685
Villanova	99-69	.589	224-112	.666
Notre Dame	99-69	.589	216-111	.660
West Virginia	86-82	.512	205-108	.654
Georgetown	93-75	.554	203-114	.640
Cincinnati	47-58	.448	207-119	.634
Seton Hall	72-96	.429	159-146	.521
Providence	67-101	.399	157-151	.510
St. John's	60-108	.357	151-160	.485
Rutgers	54-114	.321	142-167	.460
DePaul	22-83	.210	133-166	.445
South Florida	24-81	.229	126-180	.409

SCHOOLS EARNING NCAA TOURNAMENT BERTHS IN EACH OF THE LAST 10 YEARS

Pitt is one of only seven NCAA Division I schools to advance to the NCAA Tournament in each of the last 10 seasons (2001-11). Those programs include: Duke, Gonzaga, Kansas, Michigan State, **PITT**, Texas and Wisconsin.

CURRENT NCAA TOURNAMENT APPEARANCE STREAKS

With its 10th consecutive NCAA Tournament appearance in 2010-11, Pitt has put together one of the nation's longest current NCAA Tournament appearance streaks. Here is where Pitt ranks according to the NCAA Recordbook:

School	Consecutive App.	Years
Kansas	22	1990-2010
Duke	16	1996-2010
Michigan State	14	1998-2010
Gonzaga	13	1999-2010
Texas	13	1999-2010
Wisconsin	13	1999-2010
PITT	10	2002-2010

occasion and two consecutive games only three times in the history of the Petersen Events Center.

At home, Pitt has won 32 of its last 38 games, 30 of its last 36 games against Big East regular season opponents, 63 of its last 70 overall games, recently completed a 20-game home win streak and finished the 2010-11 season with a 17-1 home record. The 20-game win streak ranks as the fourth longest streak of its kind in school history.

Pitt is 66-14 vs. Big East opponents at the Petersen Events Cen-

ter. In addition, Pitt recently completed a 58-game win streak against non-conference opponents at home. Pitt also owns a 91-3 record vs. non-conference opponents in the Petersen Events Center and has claimed 112 of its last 116 home games against regular season non-conference opponents. Pitt's three non-conference losses at the PEC are to Bucknell (Jan. 2, 2005), Long Beach State (Nov. 16, 2011) and Wagner (Dec. 23, 2011).

PITT PICKED FOURTH IN BIG EAST CONFERENCE COACHES' POLL

NEW YORK—The Pitt men's basketball team was selected by league coaches to finish fourth and senior **Ashton Gibbs (Scotch Plains, N.J./Seton Hall Prep)** was named the preseason Player of the Year at the Big East Conference's annual media day on October 19 at the New York Athletic Club.

In a vote of the league's 16 coaches, Pitt finished fourth with 188 total points. Syracuse and Connecticut tied for first place with 209 votes apiece followed by No. 3 Louisville (201 points), No. 4 Pitt, No. 5 Cincinnati (169), No. 6 Marquette (155) and No. 7 West Virginia (132). Since 2002-03, Pitt has been picked to finish in fourth place or higher in six of the last eight league preseason polls.

Gibbs became Pitt's fifth preseason Big East Player of the Year following in the footsteps of Charles Smith (1986-87), Jerome Lane (1987-88), Brandin Knight (2002-03) and Aaron Gray (2006-07). The Scotch Plains, N.J. na-

tive was the league's only returning All-Big East First Team selection from a year ago.

Pitt Head Coach Jamie Dixon, along with seniors Gibbs, Nasir Robinson and Nick Rivers represented the Panthers in New York City.

2011-12 PRESEASON BIG EAST COACHES POLL

Rk	Team	Points
1.	.. Connecticut (7)	209
1.	.. Syracuse (5)	209
3.	.. Louisville (3)	201
4.	.. PITT (1)	188
5.	.. Cincinnati	169
6.	.. Marquette	155
7.	.. West Virginia	132
8.	.. Villanova	127
9.	.. Notre Dame	114
10.	Georgetown	104
11.	Rutgers	75
12.	St. John's	71
13.	Seton Hall	56
14.	USF	43
15.	Providence	40
16.	DePaul	27

**first place votes in parenthesis*

NCAA DIVISION I BEST COACHING STARTS AFTER NINE SEASONS (by wins)

In his ninth season as a head coach, Jamie Dixon already is ranked on the NCAA Division I all-time wins list after nine seasons as a head coach. Here is where he stands in NCAA records (page 158 of NCAA recordbook):

Coach, Team	Seasons	W-L	Pct.
Roy Williams, Kansas	1989-97	247-58	.810
Everett Case, North Carolina State	1947-55	241-56	.811
Mark Few, Gonzaga	2000-08	236-60	.797
Thad Matta, OSU/Butler/Xavier	2001-10	229-77	.748
JAMIE DIXON, PITT	2003-12	228-69	.768
Denny Crum, Louisville	1972-81	219-55	.799
Jerry Tarkanian, LBSU/UNLV	1969-77	218-33	.869
Bruce Weber, SIU/Illinois	1999-07	215-82	.724
John Calipari, UMass/Memphis	1989-96, 01	210-85	.712
Tubby Smith, Tulsa/UGa/Kentucky	1992-00	210-85	.712
Tom Izzo, Michigan State	1996-04	207-90	.697

ROAD SUCCESS

This season, Pitt has notched two road victories: at Penn (Nov. 25) and at Tennessee (Dec. 3) and is 2-4 on the road this year.

In 2010-11, Pitt concluded its Big East schedule with a school-best 7-2 road record. Previously, Pitt's best road record was 6-2 in five different seasons. While concluding a seven-game road win streak from Feb. 27, 2010-Feb. 19, 2011, which ranked as the second longest of its

kind in school history, Pitt has won 24 of its last 36 road games. Over the last 11 seasons (2001-12), Pitt owns the Big East's best road winning percentage (.590) with a 52-36 record. Pitt's school-best road win streak was 11 consecutive wins in 1927-28.

NON-CONFERENCE SUCCESS

With an 11-2 record this year, Pitt has once again surpassed the 10-win mark for non-conference wins.

PETERSEN EVENTS CENTER NUMBERS

In its 10th basketball season, the Petersen Events Center has provided Pitt a tremendous homecourt advantage. Consider the following facts:

Total Games: 174 (100th all-time game: vs. Rutgers, Jan. 26, 2007)
Overall Record: 157-17 (.902)
Big East Record: 66-14 (.825)
Non-Conference Record: 91-3 (.968)

Most Consecutive Wins at the Petersen Events Center: 34 (11/23/02-2/29/04); 31 (2/27/08-1/20/10)
Most Consecutive Losses: 3 (12/23/11-current)
Most Consecutive Non-Conference Wins: 58 (11/19/05-11/16/11), 28 (11/23/02-1/2/05)
Most Consecutive Non-Conference Losses: 1 (Bucknell)

Average Victory Margin: 18.1 points per game (12066-9237, 157 wins)
Average Non-Conference Victory Margin: 22.0 points per game (7094-5088, 91 wins)
Average Margin of Loss: 7.0 points (Pitt: 1045, Opp: 1164, 17 losses)
Pitt Victories by 10 points or more: 125
Pitt Victories by 20 points or more: 66
Pitt Victories by 30 points or more: 20
Pitt Victories by 40 points or more: 6

Pitt Points Per Game: 75.5 ppg.
Opponents' Points Per Game: 59.4 ppg.

Opponents held to 60 points or less: 98 of 174
Opponents held to 70 points or less: 149 of 174
Big East Opponents held to 60 points or less: 31 of 80
Big East Opponents held to 70 points or less: 63 of 80
Non-Conference Opp. held to 60 points or less: 68 of 94
Non-Conference Opp. held to 70 points or less: 86 of 94
Most Consecutive Opponents held to 60 points or less: 10 (3/7/09-1/16/10); 9 (11/27/02-1/18/03), 6 (1/24/11/13/11)
Most Consecutive Opponents held to 70 points or less: 22 (1/17/04-2/23/05); 21 (11/23/02-12/13/03)

Most Points Scored by Pitt: 103 (Houston Baptist, Nov. 9, 2007)
Most Points Scored-Opponent: 97 (Notre Dame, Jan. 4, 2006)
Least Points Scored by Pitt: 39 (Rutgers, Jan. 11, 2012)
Least Points Scored-Opponent: 32 (New Hampshire, Dec. 4, 2009)

Largest Victory: 47 points (Buffalo, Nov. 23, 2007, 92-45)
Largest Loss: 23 points (Rutgers, Jan. 11, 2012, 62-39)
Closest Win: 1, two times (West Virginia, Feb. 7, 2008, 55-54; Georgetown, Jan. 25, 2003, 65-64)
Largest Big East Win: 36 (West Virginia, Feb. 12, 2003, 82-46)
Largest Big East Loss: 23 points (Rutgers, Jan. 11, 2012, 62-39)
Longest Game: 3OT (West Virginia, Feb. 12, 2010, 98-95 win)

Record vs. Ranked Teams (AP poll): 15-6
Record vs. Top-5 nationally ranked teams: 9-0
Record on Senior Day: 7-2
Record on Opening Day: 9-0
Overtime Record: 3-2; **2OT Record:** 1-0; **3OT Record:** 1-0

PITT'S 17 LOSSES AT PETERSEN EVENTS CENTER

Date	Opponent	W/L	Pitt	Opp	Margin
Feb. 24, 2004	*Syracuse (OT)	L	46	49	-3
Jan. 2, 2005	Bucknell	L	66	69	-3
Jan. 5, 2005	*Georgetown	L	64	67	-3
Feb. 23, 2005	*West Virginia	L	66	70	-4
Feb. 26, 2005	*Connecticut	L	64	73	-9
March 3, 2006	*Seton Hall	L	61	65	-4
Jan. 21, 2007	*Marquette (OT)	L	74	77	-3
Feb. 12, 2007	*Louisville	L	53	66	-13
Jan. 26, 2008	*Rutgers	L	64	77	-13
Feb. 24, 2008	*Louisville	L	73	75	-2
Jan. 20, 2010	*Georgetown	L	66	74	-8
Jan. 24, 2011	*Notre Dame	L	51	56	-5
Nov. 16, 2011	Long Beach State	L	76	86	-10
Dec. 23, 2011	Wagner	L	54	59	-5
Jan. 1, 2012	*Cincinnati	L	63	66	-3
Jan. 11, 2012	*Rutgers	L	39	62	-23
Jan. 25, 2012	*Louisville	L	62	73	-11
	Total		1045	1164	-119

Note: Louisville is the only team to defeat Pitt two times at the Petersen Events Center. Georgetown and Rutgers have done it twice. Pitt has lost four straight games once and two consecutive games only two times at the Petersen Events Center.

WHAT PITT RETURNED IN 2011-12

Category	Percent Returning
Last year's starters:	40% (2 of 5)
Last year's total starts:	40% (68 of 170)
Team's top-10 in minutes played:	70% (7 of 10)
Total minutes played:	57.7% (3936 of 6824)
Points scored:	58.6% (1472 of 2514)
Field goals made:	58.9% (522 of 886)
Field goal attempts:	59.2% (1105 of 1866)
3-point FG made:	70.8% (143 of 202)
3-point FG attempts:	69.9% (358 of 512)
Offensive rebounds:	61.8% (299 of 484)
Defensive rebounds:	51.7% (452 of 874)
Total rebounds:	55.3% (751 of 1358)
Personal fouls:	61.1% (373 of 610)
Assists:	53.3% (317 of 595)
Turnovers:	58.9% (234 of 397)
Blocked shots:	36.9% (41 of 111)
Steals:	53.8% (86 of 160)

WINNINGEST ACTIVE COACHES BY PCT.

(Records as of January 27, 2012)

Coach	2011-12		Previous		Total	Pct.
	W-L	W-L	Total	Pct.		
Mark Few, Gonzaga	16-3	314-82	330-85	.795		
Roy Williams, North Carolina	16-3	642-173	658-176	.789		
John Calipari, Kentucky	20-1	509-152	529-153	.776		
Thad Matta, Ohio State	18-3	292-87	310-90	.775		
JAMIE DIXON, PITT	12-9	216-60	228-69	.768		
Bo Ryan, Wisconsin	16-5	625-193	641-198	.764		
Mike Krzyzewski, Duke	17-3	900-284	917-287	.762		
Jim Boheim, Syracuse	21-1	856-301	877-302	.745		
Bob Huggins, West Virginia	15-6	691-253	706-259	.734		
Rick Pitino, Louisville	16-5	597-220	613-225	.732		
Tubby Smith, Minnesota	15-6	466-199	481-205	.702		

FASTEST TO 200 WINS-PITT HISTORY

Jamie Dixon became the second coach in Pitt basketball history to surpass 200 wins when he won his 200th victory on Dec. 22, 2010 vs. American. Here is how Dixon's career pace compares to H.C. Carlson's.

Pitt Coach	Games to 200	W-L	1 st Year
JAMIE DIXON	255	200-55	2003
<i>(Date of 200th win: Dec. 22, 2010, vs. American)</i>			
H.C. Carlson	278	200-78	1922
<i>(Date of 200th win: Dec. 31, 1936, at Tulane)</i>			

Pitt has now won 10 or more non-conference victories for the 11th consecutive season.

Prior to this run and since Pitt joined the Big East Conference in 1982-83, Pitt had won 10 or more non-conference games in only three previous years. The 2010-11 season marked the 13th season and 10th consecutive year that Pitt has won 10 or more non-conference games:

13-2	2006-07
11-0	2005-06
10-1	2004-05
14-0	2003-04
10-1	2002-03
11-1	2001-02

Pitt also has compiled a 128-11 non-conference record over the last 11 years.

Pitt has also won 83 of its last 91 overall games against non-conference opponents dating back to a January 2, 2005 loss to Bucknell. The eight losses were to Wagner (Dec. 23, 2011), Long Beach State (Nov. 16, 2011), No. 11 Tennessee at



MOST NCAA SWEET SIXTEEN APPEARANCES IN LAST 10 YEARS

Since 2002, Pitt is one of only five schools nationwide to advance to the NCAA Sweet Sixteen at least five times over the last 10 years. Pitt has advanced to Sweet Sixteen action in 2002, 2003, 2004, 2007 and 2009. Here is a chart depicting where Pitt ranks among schools over the last 10 years:

School	App. since 2002
Duke	8
Kansas	7
Connecticut	6
Texas	5
PITT	5
Michigan State	5

PITT'S LONGEST ROAD WIN STREAKS

Wins	Date
11	1927-28
7	2/27/10-2/19/11
6	1/4/07-2/24/07
6	12/4/73-2/16/74
6	1/12/86-2/7/87
6	1/11/57-2/15/58
6	12/1932-2/1933
6	3/2/28-1/1929
5	2/28/08-1/24/10
5	1929-30
5	2/6/34-3/1934

Consol Energy Center on Dec. 11, 2010, Indiana on Dec. 8, 2009 in the Jimmy V Classic in New York City, No. 3 Texas in Kansas City, Mo. on Nov. 24, 2009, at Wisconsin (2006), vs. Oklahoma State in Oklahoma City (2006) and at Dayton (2008).

Since the 2001-02 season, Pitt is 56-7 in December games and has won 53 of its last 55 November games. Jamie Dixon owns a 49-2 career November record.

PITT RANKS AMONG NATION LEADERS IN REBOUND MARGIN

In the latest national statistical rankings (through games of Jan. 23, 2012), Pitt ranks No. 3 in rebound margin. Pitt has led the nation in rebound margin in the previous four of the last six weeks. Pitt is also ranked among the nation's top-25 statistical team leaders in assists per game (26th, 16.0) and assist:turnover

YEAR-BY-YEAR NON-CONFERENCE RECORDS

A look at Pitt's non-conference records since joining the Big East Conference:

Year	W-L	Pct.
1982-83	7-4	.636
1983-84	12-2	.857
1984-85	9-3	.750
1985-86	9-3	.750
1986-87	12-3	.800
1987-88	11-2	.846
1988-89	7-5	.583
1989-90	6-5	.545
1991-92	9-6	.600
1992-93	8-1	.889
1993-94	6-2	.750
1994-95	4-4	.500
1995-96	5-3	.625
1996-97	7-6	.538
1997-98	5-3	.625
1998-99	9-2	.818
1999-00	8-3	.727
2000-01	9-4	.692
2001-02	11-1	.917
2002-03	10-1	.909
2003-04	14-0	1.000
2004-05	10-1	1.000
2005-06	11-0	1.000
2006-07	13-2	.867
2007-08	12-1	.923
2008-09	13-0	1.000
2009-10	11-2	.846
2010-11	12-1	.923
2011-12	11-2	.846
Total	271-72	.790

PITT'S BEST HOME COURT WINNING PERCENTAGES

Pitt's 17-1 home record in 2010-11 ranks among the school's top home winning percentages (modern era):

Year	W-L	Pct.
2008-09	19-0	1.000
2002-03	16-0	1.000
1973-74	13-0	1.000
1974-75	10-0	1.000
2003-04	19-1	.950
2010-11	17-1	.944
2009-10	17-1	.944
2005-06	16-1	.941
2001-02	16-1	.941
1963-64	10-1	.909
1987-88	10-1	.909
1990-91	9-1	.900
2007-08	16-2	.889
2006-07	16-2	.889

ratio (38, 1.19).

Individually, Nasir Robinson ranks 13th nationally in field goal

PITT'S BEST DEFENSIVE SEASONS

Pitt has yielded 67.0 points per game in 2011-12. Here is where that mark ranks among the school's best defensive points per game averages:

PPG	Year	W-L
56.4	2003-04	31-5
59.2	2002-03	28-5
59.3	1951-52	10-12
60.9	2001-02	29-6
61.0	2010-11	28-6
61.8	2009-10	25-9
62.0	1950-51	9-17
62.8	2006-07	29-8
63.1	2005-06	25-8
63.5	2004-05	20-8
64.7	1983-84	18-13
64.8	1979-80	17-12
65.1	2007-08	27-10
65.4	2008-09	31-5
67.0	2011-12	12-9

TOP BIG EAST CONSECUTIVE WIN STREAKS

Here is a look at Pitt's longest regular season conference win streaks:

Wins	Date
12	2/2/02-1/25/03
10	2/27/10-1/24/11
10	2/18/03-1/17/04
8	2/28/09-1/20/10
8	1/24/87-2/14/87
6	1/31/09-1/24/09
6	1/9/88-2/3/88
6	2/28/05-1/21/06
5	1/29/11-2/19/11
5	1/24/07-2/12/07
5	1/4/07-1/21/07
4	12/31/08-1/17/09
4	3/3/01-1/8/02
4	3/4/95-1/13/96
4	1/12/93-1/23/93
4	2/11/89-2/20/89
4	2/2/85-2/13/85
4	1/29/83-2/7/83

percentage (58.9).

PITT SUCCESS REVOLVES AROUND REBOUNDING

Once again, Pitt ranks among national leaders in rebound margin. It has become the norm as the Panthers have ranked among the nation's top-10 rebounding teams in five of the last nine seasons under Jamie Dixon

On the year, Pitt has accumu-

PITT'S WINNINGEST SEASONS

A look at Pitt's all-time 20-win seasons (by victories):

Year	W-L
2008-09	31-5
2003-04	31-5
2001-02	29-6
2006-07	29-8
2002-03	28-5
2010-11	28-6
2007-08	27-10
1973-74	25-4
2005-06	25-8
1986-87	25-8
2009-10	25-9
1987-88	24-7
1929-30	23-2
1927-28	21-0
1990-91	21-12
1930-31	20-4
2004-05	20-9
1981-82	20-10

PITT'S LONGEST WIN STREAKS

Wins	Date
22	12/4/73-2/20/74
21	12/15/27-3/10/28
19	2/9/29-2/1/30
18	11/14/03-1/17/04
16	11/14/08-1/17/09
15	11/19/05-1/21/06
15	2/5/15-1916
13	1/12/34-3/28/34
11	11/9/07-12/29/08
11	2/18/03-3/23/03
10	11/8/10-12/11/10
10	11/12/06-12/16/06
9	11/22/11-12/23/11
9	12/18/10-1/24/11
9	11/23/02-12/28/02
9	11/28/87-1/2/88
9	1/25/78-2/17/79
9	1/3/31-2/16/31

lated a plus-10.5 rebound margin, good for third nationally and first in the Big East. In its last 12 games, the Panthers have notched a plus-11.8 rebound margin (506-364) and set the school record for most rebounds (60 vs. VMI). Additionally, Pitt ranks No. 1 in the Big East in rebounding defense and second in offensive rebounding.

Here is where Pitt has ranked nationally in rebound margin over the last nine seasons:



PITT'S BEST BIG EAST ROAD RECORDS

Pitt's 7-2 road record in Big East play marks a school record for best road win percentage. A look at Pitt's best Big East road records:

Year	W-L	Pct.
2010-11	7-2	.778
2006-07	6-2	.750
2001-02	6-2	.750
2003-04	6-2	.750
1986-87	6-2	.750
1987-88	6-2	.750
2008-09	6-3	.667
2002-03	5-3	.625
2004-05	5-3	.625
2009-10	5-4	.555

NATION'S TOP HOMECOURT WINNING PERCENTAGES (LAST 10 SEASONS, 2002-12)

(Research is from the opening of Pitt's Petersen Events Center to January 27, 2012)
Overall

School	W-L	Pct.	11-12	10-11	09-10	08-09	07-08	06-07	05-06	04-05	03-04	02-03
Kansas	159-9	.946	14-1	15-1	19-0	18-0	20-0	16-2	14-2	15-1	15-1	13-1
Duke	146-10	.936	9-1	15-0	19-0	16-1	15-1	15-4	14-1	14-1	14-1	15-0
Gonzaga	124-9	.932	10-0	13-2	15-1	11-1	13-1	13-2	15-0	13-0	11-0	10-2
Wisconsin	148-13	.919	9-3	16-0	16-1	12-3	16-2	19-0	14-2	15-1	15-0	16-1
Michigan State	142-14	.910	15-0	12-2	16-2	12-2	17-0	18-1	12-2	14-1	12-2	14-2
Memphis	157-16	.908	12-0	17-2	16-3	15-1	17-1	16-0	19-1	15-6	15-0	14-2
PITT	157-17	.902	8-5	17-1	17-1	19-0	16-2	16-2	16-1	13-4	19-1	16-0
Florida	143-20	.877	12-0	15-3	12-4	16-1	15-4	17-0	16-2	13-3	11-4	15-1
North Carolina	133-19	.875	13-0	13-0	13-5	14-1	14-2	15-1	13-4	15-0	12-2	11-4
Connecticut	144-22	.867	11-1	13-4	15-3	13-2	16-1	15-5	16-0	14-3	17-1	14-2
Oklahoma State	130-20	.867	10-3	11-1	16-1	14-2	13-3	14-2	11-5	12-1	15-0	13-2
Kentucky	136-22	.861	9-0	16-0	18-0	12-6	14-4	14-2	10-5	14-1	11-2	12-1
Syracuse	152-27	.849	16-0	14-3	15-2	16-3	14-5	16-4	14-5	16-2	14-3	17-0
Illinois	129-25	.838	11-2	15-2	12-5	14-3	7-8	14-3	15-1	15-0	12-1	14-0
Arizona	124-28	.816	10-2	13-0	11-5	14-3	11-6	11-5	12-3	15-1	13-2	14-1
Southern Illinois	108-29	.788	4-7	9-8	9-5	8-6	12-3	12-0	11-2	15-0	13-1	14-0

Year	Nation Rank	BEC Rank	Margin
2011-12	3rd	1st	+10.2
2010-11	2nd	1st	+10.8
2009-10	29th	3rd	+5.0
2008-09	2nd	1st	+9.3
2007-08	41st	4th	+4.3
2006-07	38th	4th	+4.7
2005-06	7th	2nd	+7.6
2004-05	4th	2nd	+8.6
2003-04	24th	2nd	+5.4

ASHTON GIBBS EARNS NUMEROUS PRESEASON ACCOLADES

Senior Ashton Gibbs earned a variety of preseason All-America honors upon entering the 2011-12 season. He was named to the Watch Lists for the Wooden and Naismith All-America Teams and was a preseason All-America pick by Dick Vitale. Just recently he was named as a finalist for the Bob Cousy Award, which goes to the nation's top point guard. Big East coaches selected him as the league's preseason Player of the Year and numerous magazines listed him as the Big East's preseason MVP. In addition, Gibbs was named one of 10 finalists for the Lowe's Senior CLASS Award.

In addition, Gibbs was named the nation's top shooter by CNN.com and is a candidate for Academic All-America honors.

Gibbs has the opportunity to etch his name among the all-time Pitt greats in a variety of statistics and recently set the school record for most career 3-point field goals made.

He has already scored 20 or more points seven times this year includ-

ing a career-high 29 point performance at Marquette on Jan. 14. He scored 22 points and hit five 3-pointers vs. Providence on Wednesday.

NASIR ROBINSON EXCELS

For the second consecutive season, senior power forward Nasir Robinson has battled back from a knee injury. He underwent surgery to correct an injured meniscus in his right knee.

Through 21 games, Robinson is converting an astounding 58.5 percent (110-188) from the floor and is averaging 12.1 points per game. On the year, he has registered double-doubles in three games: at Tennessee (16 points/12 rebounds, nine offensive), VMI (19 points/career-high 14 rebounds) and Cincinnati (19 points/10 rebounds).

Look for Robinson to continue to provide key leadership for the Panthers this season.

WOODALL SEES ACTION AFTER SITTING OUT II OF LAST 12 GAMES WITH GROIN STRAIN/ABDOMINAL TEAR

Redshirt junior Tray Woodall started each of the last two contests against Louisville (Jan. 21) and vs. Providence (Jan. 25) after being sidelined in 11 of Pitt's previous 12 games with a groin strain and abdominal tear suffered vs. Duquesne on Nov. 30. In his last game against Providence, Woodall scored 17 points with nine assists and hit a perfect 4-4 from 3-point range. Against Louisville in his return, he

finished with two assists in 21 minutes of action. He was whistled for two quick fouls early in the game.

Through the season's first seven games, Woodall was Pitt's Most Improved Player, displaying outstanding playmaking and 3-point shooting, averaging 14.1 points and 8.3 assists per game and hitting 45.7 percent (16-35) of his 3-point attempts. Woodall also notched double-doubles in four of Pitt's first seven games. His four point-assist double-doubles on the year already rank among the all-time best in school history (see chart on page 10).

BENCH PLAYS KEY ROLE

Pitt's bench play has been productive, particularly in the scoring department. In the last 16 games, Pitt's bench has outscored its opponents, 335-242.

On the year, the Pitt bench has had 10 players reach double figure scoring and produced four double-doubles on the year (Talib Zanna vs. Robert Morris, Dante Taylor vs. Duquesne, Talib Zanna vs. South Carolina State, Talib Zanna at Notre Dame). It has outscored its opponents in 15 of its 21 games.

TOP GAMES AT PETERSEN EVENTS CENTER

There have been 19 games involving two ranked teams at the Petersen Events Center. Pitt is 15-4 in those contests:

Date	Game and Score
January 6, 2003	6-Pitt 72, 5-Notre Dame 55
January 18, 2003	3-Pitt 73, 25-Syracuse 60
February 15, 2004	4-Pitt 75, 5-Connecticut 68
January 29, 2005	20-Pitt 76, 4-Syracuse 69
February 26, 2005	17-Connecticut 73, 18-Pitt 64
January 23, 2006	12-Pitt 80, 25-Syracuse 67
February 9, 2006	14-Pitt 57, 9-West Virginia 53
January 21, 2007	24-Marquette 77, 6-Pitt 74 (OT)
January 14, 2008	15-Pitt 69, 5-Georgetown 60
January 19, 2009	4-Pitt 78, 8-Syracuse 60
March 4, 2009	3-Pitt 90, 13-Marquette 75
March 7, 2009	3-Pitt 70, 1-Connecticut 60
January 20, 2010	12-Georgetown 74, No. 9 Pitt 66
February 12, 2010	25-Pitt 98, 5-West Virginia 95 (3OT)
February 21, 2010	19-Pitt 70, 3-Villanova 65
December 27, 2010	6-Pitt 78, 4-Connecticut 63
January 17, 2011	5-Pitt 74, 3-Syracuse 66
January 24, 2011	15-Notre Dame 56, 2-Pitt 51
March 5, 2011	4-Pitt 60, 19-Villanova 50

PITT'S LONGEST HOME COURT WIN STREAKS

Pitt's previous 20-game home win streak ranks as the fifth longest in school history. Pitt won 34 straight to open the arena. Streaks do not include contests played at Mellon Arena/Civic Arena.
*27-game win streak includes Civic Arena games.

No	Streak	Dates
40	1/22/01-2/15/04	
31	2/27/08-1/20/10	
*27	12/10/73-12/23/75	
25	12/10/73-12/23/75	
20	1/28/10-1/24/11	
16	11/19/05-3/3/06	
14	1/31/87-1/25/88	
13	2/17/07-1/26/08	
12	11/14/06-1/21/07	
12	2/9/84-1/22/86	
11	1/2/64-12/4/65	
10	12/2/92-2/6/93	
9	3/6/04-1/2/05	
8	11/17/00-1/3/01	
7	2/6/62-12/7/63	
7	11/23/90-1/12/91	
7	11/20/91-2/10/92	

PITT VS. PROVIDENCE POST-GAME NOTES

- With the win, the Panthers improve to 157-17 in the Petersen Events Center and 66-14 against Big East opponents in the venue. Pitt has won 63 of its last 70 home games and 28 of its last 33 Big East Conference home games.
- The win marks Pitt's first league victory of the season and improves the Panthers' record to 12-9 overall and 1-7 in the Big East. The win is the Panthers' first since Dec. 20, 2011 when they defeated St. Francis (Pa.) 71-47.

PITT IN THE 2011-12 RANKINGS

Here is a week-by-week look at where Pitt ranks in the AP and ESPN/USA Today polls:

Week	AP	ESPN
Preseason	10	11
November 14	9	9
November 21	17	16
November 28	17	17
December 5	15	14
December 12	15	14
December 19	15	13
December 26	22	22
January 2	ARV	ARV
January 9	NR	NR
January 16	NR	NR
January 23	NR	NR

- Pitt's 22:10 assist:turnover ratio (plus 12) was its third highest of the season and its first positive ratio since it had 22 assists and nine turnovers (plus 13) against Rider on Nov. 13, 2011. It's also the fewest turnovers the Panthers have had since they had nine against Notre Dame on Dec. 27, 2011.
- Pitt won its 11th in the last 12 meetings against Providence. Pitt also improved to 7-0 vs. PC at the Petersen Events Center. Pitt is now 30-17 all-time vs. Providence.
- Ashton Gibbs led the Panthers in scoring with 22 points, surpassing Demetreus Gore for 13th place on Pitt's all-time scoring list and giving him 1,557 points for his career. It was Gibbs' seventh 20 point game of the season and the 30th of his career.
- Tray Woodall's 17 points were the most he's scored since he scored 17 in an 86-76 loss against Long Beach State on Nov. 16,

WHERE PITT RANKS IN THE 2011-12 NCAA STATISTICS

Source: www.ncaa.org, (through games of January 23, 2012)

Category	Rank	Average
Won-Loss Percentage	153	55.0
Scoring Offense	133	70.7
Scoring Defense	169	66.6
Scoring Margin	127	4.1
Field Goal Percentage	84	45.8
Field Goal Percentage Defense	239	44.5
Three-Point Field Goals Per Game	141	6.5
Three-Point Field Goal Pct.	153	34.5
Three-Point FG Pct. Defense	210	34.8
Free Throw Percentage	233	66.8
Rebound Margin	3	10.5
Assists Per Game	26	16.0
Assist:Turnover Ratio	38	1.19
Blocked Shots Per Game	190	3.2
Steals Per Game	323	4.7
Turnovers Per Game	131	13.4
Turnover Margin	297	-2.6
Personal Fouls Per Game	66	16.7

- 2011. It was his sixth double digit scoring game this season. He was a perfect 4-for-4 from three-point range.
- Nasir Robinson's 14 points marked his 34th career double figure scoring game and his 13th this season.
- Lamar Patterson scored nine points and pulled down a career-high 11 rebounds. His previous career-high was 10 when he grabbed that many rebounds against Oklahoma State on Dec. 10, 2011. He also tied a career-high with three steals. He also had three steals on Dec. 20, 2011 against St. Francis, Pa.
- Providence's Vincent Council's 26 points were the second-most points Pitt's allowed to an opposing player this season. Long Beach State's Casper Ware scored 28 against the Panthers on Nov. 16, 2011.
- Pitt's 86 points were the most it's scored since it posted 97 points in a 97-70 win over VMI on Dec. 6, 2011.
- Ashton Gibbs, Tray Woodall, Lamar Patterson, Nasir Robinson and Talib Zanna started the game for the Panthers.

chart on page 5). He entered the 2011-12 season with 216 career wins and set the record by surpassing both North Carolina State's Everett Case (213 wins from 1947-54) and Kansas' Roy Williams (213 wins from 1989-96) on March 3, 2011 with a victory at USF.

Dixon has guided Pitt to three combined Big East titles (2003-04 regular season, 2008 tournament and 2010-11 regular season), two No. 1 seeds upon entering the NCAA Tournament (2009 and 2011), led Pitt to six consecutive 25-win seasons and has winning records against all 15 Big East schools.

Here are Dixon's records vs. Big East opponents: Cincinnati 7-2, Connecticut 7-6, DePaul 7-1, Georgetown 6-5, Louisville 5-5, Marquette 6-5, Notre Dame 6-5, Providence 9-1, Rutgers 6-2, St. John's 7-3, Seton Hall 6-3, USF 5-1, Syracuse 9-3, Villanova 7-5, West Virginia 11-6.

With a 61-46 victory over American on Dec. 22, 2010, Dixon reached the 200-career victory plateau. Dixon tied the NCAA Division I record for quickest to 200 wins in only eight seasons, matching the record held by Gonzaga's Mark Few and Kansas' Roy Williams. He ranks No. 13 among the all-time NCAA Division I coaches in quickest to 200 victories in regards to total games (see charts on page 4) and tied the NCAA record in fastest to 200 career wins by years (8). He also became the fastest coach in school history to reach the 200-win plateau

ALL-TIME COACHING WINS AT PITT

Jamie Dixon is quickly moving his way up Pitt's all-time coaching wins chart. Here is a look at where he stands.

Head Coach	Years	Record	Pct.
H.C. Carlson, 1922-53	31	367-247	.598
JAMIE DIXON, 2003-11	9th	228-69	.768
Robert Timmons, 1953-68	15	174-189	.479
Paul Evans, 1986-94	8	147-98	.600
Dr. George M. Flint, 1911-21	10	105-68	.607
Roy Chipman, 1980-86	6	102-76	.573
Charles "Buzz" Ridl, 1968-75	7	97-83	.539
Ben Howland, 1999-03	4	89-40	.690
Tim Grgurich, 1975-80	5	69-70	.496

DIXON ETCHES HIS NAME IN NCAA RECORD BOOK

Last year in his eighth season as head coach at Pitt, Jamie Dixon (228-69) set the all-time NCAA Division I record for most wins after the first eight years of a coaching career (see

PITT PLAYERS IN THE CAREER RECORDS

POINTS SCORED

2045	Charles Smith	1984-88
2033	Clyde Vaughan	1980-84
1914	Larry Harris	1974-78
1884	Sam Young	2005-09
1841	Don Hennon	1956-59
1840	Jason Matthews	1987-91
1753	Ricardo Greer	1997-01
1731	Billy Knight	1971-74
1671	Sam Clancy	1977-81
1642	Carl Krauser	2002-06
1633	Brian Shorter	1988-91
1581	Vonteego Cummings	1995-99
1557	Ashton Gibbs	2008-
1555	Demetreus Gore	1984-88
1512	Julius Page	2000-04
1440	Brandin Knight	1999-03
1342	Jerry McCullough	1991-96
1282	Sean Miller	1987-92
1282	Bobby Martin	1987-91
1274	Chevon Troutman	2001-05
1258	Jaron Brown	2000-01
1247	Levance Fields	2005-09
1217	Jerome Lane	1985-88
1200	Curtis Aiken	1983-87
1175	Bob Lazor	1954-57
1164	John Riser	1954-57
1143	Kent Scott	1969-72
1127	Isaac Hawkins	1996-01
1115	Calvin Sheffield	1961-64

CAREER DOUBLE FIGURE SCORING GAMES

106	Charles Smith	1984-88
97	Sam Young	2005-09
94	Jason Matthews	1987-91
92	Clyde Vaughan	1980-84
90	Larry Harris	1974-78
89	Sam Clancy	1977-81
89	Ricardo Greer	1997-01
81	Carl Krauser	2002-06

81	Brian Shorter	1988-91
81	Julius Page	2000-04
80	Brandin Knight	1999-03
79	Ashton Gibbs	2008-
75	Billy Knight	1971-74
75	Vonteego Cummings	1995-99
73	Don Hennon	1956-59
73	Jaron Brown	2000-04

CAREER 20-POINT GAMES

52	Don Hennon	1956-59
50	Larry Harris	1974-78
49	Billy Knight	1971-74
48	Clyde Vaughan	1980-84
41	Charles Smith	1984-85
33	Vonteego Cummings	1995-99
33	Brian Shorter	1988-91
32	Sam Young	2005-09
30	Ashton Gibbs	2008-

THREE-POINT FG MADE

272	Ashton Gibbs	2008-
259	Jason Matthews	1987-91
239	Sean Miller	1987-92
233	Ronald Ramon	2004-08
210	Julius Page	2000-04
209	Brandin Knight	1999-03
196	Jason Maile	1992-97
190	Carl Krauser	2002-06
167	Jarrett Lockhart	1999-00
159	Levance Fields	2005-09
152	Jerry McCullough	1991-97
147	Donatas Zavackas	1999-03

THREE-POINT FG ATTEMPTS

654	Brandin Knight	1999-03
649	Ashton Gibbs	2008-
624	Julius Page	2000-04
590	Ronald Ramon	2004-08
574	Sean Miller	1987-92

567	Jason Matthews	1987-91
517	Carl Krauser	2002-06
504	Jarrett Lockhart	1999-00
500	Jason Maile	1992-97

THREE-POINT PERCENTAGE

.457	Jason Matthews	1987-91
.419	Ashton Gibbs	2008-
.416	Sean Miller	1987-92
.409	Rod Brookin	1986-90
.405	Donatas Zavackas	1999-03
.395	Ronald Ramon	2004-08
.392	Jason Maile	1992-97
.386	Orlando Antigua	1991-95
.379	Antonio Graves	2003-07
.368	Carl Krauser	2002-06
.367	Garrick Thomas	1992-96
.358	Andre Alridge	1992-96

FREE THROW PERCENTAGE

.885	Sean Miller	1987-92
.878	Jason Matthews	1987-91
.869	Ashton Gibbs	2008-
.823	Don Hennon	1956-59
.808	Mike Paul	1969-72
.807	Donatas Zavackas	1999-03
.806	Bob Lovett	1963-66
.801	Ronald Ramon	2004-08
.790	Demetreus Gore	1984-88
.783	Terry Knight	1974-79
.778	Larry Harris	1974-78
.761	Brian Generalovich	1961-64

ASSISTS

785	Brandin Knight	1999-03
744	Sean Miller	1987-92
645	Levance Fields	2005-09
617	Darelle Porter	1987-91
568	Carl Krauser	2002-06
552	Jerry McCullough	1991-96

458	Vonteego Cummings	1995-99
444	Brad Wanamaker	2007-10
436	Dwayne Wallace	1978-82
378	Curtis Aiken	1983-87
373	Ricardo Greer	1997-01
363	Pete Strickland	1975-79
343	Billy Culbertson	1981-84
339	Ronald Ramon	2004-08
329	Keith Starr	1972-75
313	Tray Woodall	2008-
307	Tom Richards	1972-76

ASSIST:TURNOVER RATIO

2.89	Levance Fields	2005-09
2.32	Sean Miller	1987-92
2.16	Tray Woodall	2008-
2.04	Ronald Ramon	2004-08
1.95	Darelle Porter	1987-91
1.93	Brandin Knight	1999-03
1.88	Billy Culbertson	1981-84
1.80	Jerry McCullough	1991-96
1.76	Brad Wanamaker	2007-10
1.62	Ashton Gibbs	2008-
1.53	Curtis Aiken	1983-87
1.49	Antonio Graves	2003-07

POINT-ASSIST DOUBLE-DOUBLES

8	Levance Fields	2005-09
6	Brandin Knight	1999-03
6	Jerry McCullough	1991-96
5	Tray Woodall	2008-

10-PLUS ASSIST GAMES

13	Darelle Porter	1987-91
11	Brandin Knight	1999-03
9	Levance Fields	2005-09
6	Jerry McCullough	1991-96
6	Sean Miller	1987-92
5	Tray Woodall	2008-

and only the second coach to reach that mark in school history (see chart on page 6). The only other coach in school history to win over 200 games is H.C. "Doc" Carlson, who recorded a 367-247 record over 31 years from 1922-53. With his 188 wins, Dixon tied the NCAA Division I all-time record for most victories after seven seasons as a head coach. He tied Gonzaga's Few, who held the record with 188 wins from 2000-06. In 2008-09, Dixon also set the NCAA Division I record for most wins after the first six seasons as a head coach.

DIXON EARNS FOUR NATIONAL COACH OF THE YEAR AWARDS OVER LAST THREE YEARS

Jamie Dixon has earned four National Coach of the Year awards in each of the last three years. Dixon was named the 2011 Sporting News National Coach of the Year after leading Pitt to the Big East regular

season outright title. He was named the 2010 Jim Phelan National Coach of the Year after guiding Pitt to a 25-9 overall record, second place finish in the Big East and No. 3 seed in the NCAA Tournament after his squad was picked to finish ninth in the Big East preseason coaches' poll. Dixon also earned USA Basketball National Coach of the Year honors for guiding the Americans to the Under-19 FIBA World Championship Gold Medal.

Following the 2008-09 season, Dixon was named the Naismith National Coach of the Year recipient.

SWEET SIXTEEN SUCCESS

Pitt has advanced to NCAA Sweet Sixteen play in five of the last 10 seasons. Only three schools (Duke-8, Kansas-7 and Connecticut-6) have surpassed that accomplishment while two others (Michigan State and Texas-5) have matched it.

MOST CONFERENCE TITLES-NATIONALLY

Most league championships (2001-12)

School	Conference	RS	T	Total
Kansas	Big 12	9	5	14
Duke	ACC	4	8	12
Kentucky	SEC	4	5	9
North Carolina	ACC	6	2	8
Ohio State	Big 10	4	4	8
PITT	Big East	4	2	6
Connecticut	Big East	3	3	6
Illinois	Big 10	4	2	6
Florida	SEC	3	3	6
Wisconsin	Big 10	3	2	5
UCLA	PAC 12	3	2	5

PITT SPENT 40 STRAIGHT WEEKS IN THE NATIONAL RANKINGS

In each of the last four weeks, Pitt has been unranked. Leading up to January 2, 2012, it marked the first time Pitt was unranked in 40 weeks. Dating back to January, 2009, Pitt previously had been ranked in 39 Associated Press polls and 40 ESPN/USA Today coaches' polls.

Pitt opened the year ranked No. 10 in the Associated Press media poll and No. 11 in the ESPN/USA Today coaches' poll. Pitt entered a season ranked among the nation's top-10 for the sixth time in school history and fourth time in the last six years.

Since January 7, 2002, Pitt has been ranked among the nation's top-



WAITING IN THE WINGS

A key to Pitt's success has been its ability to replace experienced and productive starters year after year. The 2009-10 season was unique because for the first time, Pitt had no experienced players to fill the void. Here is a look at how Jamie Dixon has replaced experienced players with players "waiting in the wings":

STARTERS LOST

2002-03 (251 career starts)

- Brandin Knight (PG)
- Ontario Lett (C)
- Donatas Zavackas (PF)

2003-04 (289 career starts)

- Julius Page (SG)
- Jaron Brown (SF)

2004-05 (147 career starts)

- Chevon Troutman (PF)
- Chris Taft (C)
- Mark McCarroll (SF)

2005-06 (122 career starts)

- Carl Krauser (PG)

2006-07 (211 career starts)

- Aaron Gray (C)
- Antonio Graves (G)
- Levon Kendall (PF)

2007-08 (147 career starts)

- Ronald Ramon (G)
- Keith Benjamin (G)
- Mike Cook (SF)

2008-09 (286 career starts)

- DeJuan Blair (C)
- Sam Young (SF)
- Levance Fields (PG)
- Tyrell Biggs (PF)

2009-10 (59 career starts)

- Jermaine Dixon (G)

2010-11 (186 career starts)

- Gilbert Brown (F)
- Gary McGhee (C)
- Brad Wanamaker (G)

STARTERS FOUND

2003-04 (31-5)

- Carl Krauser (PG)
- Chris Taft (C)
- Chevon Troutman (PF)

2004-05 (20-9)

- Ronald Ramon (SG)
- Mark McCarroll (SF)

2005-06 (25-8)

- Levon Kendall (PF)
- Aaron Gray (C)
- Antonio Graves (G)

2006-07 (29-8)

- Levance Fields (PG)

2007-08

- DeJuan Blair (C)
- Ronald Ramon (G)
- Sam Young (PF)

2008-09

- Tyrell Biggs (PF)
- Jermaine Dixon (G)
- Gilbert Brown (SF)

2009-10

- Gary McGhee (C)
- Brad Wanamaker (SG)
- Ashton Gibbs (PG)
- Nasir Robinson (PF)

2010-11

- Gilbert Brown (F)

2011-12

- ?
- ?
- Tray Woodall (G)

PITT SUCCESS IN THE NCAA TOURNAMENT

MOST NCAA SWEET SIXTEEN APPEARANCES (2002-11)

School	No.
Duke	8
Kansas	7
Connecticut	6
Texas	5
PITT	5
Michigan State	5

MOST NCAA TOURNEY APPEARANCES (2002-11)

School	No.
Duke	10
Gonzaga	10
Kansas	10
Michigan State	10
PITT	10
Texas	10
Wisconsin	10

MOST NCAA TOURNEY APPEARANCES WITH AT LEAST ONE WIN IN LAST 6 YEARS (2006-11)

School	No.
PITT	6
Texas A&M	5
Wisconsin	10

Note: Pitt is the only school to advance to each of the last six NCAA Tournaments and win at least one game

at each of the tournays. Jamie Dixon is the only coach to guide a team to six straight NCAA Tournaments and at least one win at each of the tournays.

MOST NCAA TOURNEYS WITH AT LEAST ONE WIN (2002-11)

School	No.
Duke	9 of last 10
PITT	9 of last 10
Wisconsin	9 of last 10

Note: No school has advanced to each of the last 10 NCAA Tournaments and won at least one game in each of the 10 tournays.

OVERALL NCAA TOURNEY WINS (2002-11)

School	No.
Kansas	27
Connecticut	25
North Carolina	24
Duke	23
Michigan State	20
Florida	17
Texas	17
UCLA	17
PITT	15
Memphis	14
Louisville	12
Oklahoma	12

NCAA DIVISION I BEST COACHING STARTS AFTER EIGHT SEASONS (by wins)

In his ninth season as a head coach, Jamie Dixon already has set the record for NCAA Division I all-time wins after eight seasons as a head coach. Here is where he stands in NCAA records (page 158 of NCAA recordbook):

Coach, Team	Seasons	W-L	Pct.
JAMIE DIXON, PITT	2003-11	216-60	.783
Everett Case, North Carolina State	1947-54	213-52	.804
Roy Williams, Kansas	1989-96	213-56	.792
Mark Few, Gonzaga	2000-07	211-52	.802
Bruce Weber, SIU/Illinois	1999-2006	192-70	.733
Jerry Tarkanian, LBSU/UNLV	1969-76	189-30	.863
John Calipari, Massachusetts	1989-96	189-70	.730
Tom Izzo, Michigan State	1996-2003	189-78	.708
Tubby Smith, Tulsa/Georgia/Kentucky	1992-99	187-75	.714
Denny Crum, Louisville	1972-79	186-52	.782
Bruce Stewart, WV Wesleyan/MTSU	1983-90	184-75	.710
Fred Schaus, West Virginia/Purdue	1955-60, 73-74	182-55	.768
Jim Boenheim, Syracuse	1977-84	182-62	.745

25 in 165 of the last 186 national polls. In addition, Pitt has been ranked among the nation's top-10 teams for at least one week in each of the last 11 seasons (2002-12).

In 2008-09, Pitt ascended to the No. 1 national ranking for the first time in school history. It spent a total of three weeks as the nation's consensus No. 1. The 2008-09 Pitt men's basketball team became the first Pitt team to hold the No. 1 national ranking since the 1982 Pitt football season. The 1982 Pitt football team entered the season ranked No. 1 and held the top spot for three weeks during the year (Sept. 7, Oct. 26, Nov. 2).

BACK-TO-BACK LOSSES, A RARITY FOR PITT, DIXON

For the first time in his career, Dixon has lost eight straight games:

Dec. 23, 2011-current. Under Dixon, Pitt has lost three consecutive games only two times: Feb. 15-24, 2008 (at Marquette, at Notre Dame and Louisville) and Feb. 20-26, 2005 (at Villanova, West Virginia and Connecticut).

In addition, Pitt has lost back-to-back games only seven times during Dixon's tenure from 2003-12.

In games played after losing a contest, Dixon's all-time record is 43-18.

CLOSE QUALITY LOSSES

Over the last nine years under Jamie Dixon, Pitt's 69 losses have come by a combined 516 points for a 7.5 average points per loss.

Since Jamie Dixon became head coach, only 19 of his 69 losses during his nine-year tenure came by more than 10 points:

Date	Opponent (Score)	Margin	M12/09	vs. WVU (74-60)	-14
J21/12	Louisville (73-62)	-11	M22/08	vs. Michigan St. (65-54)	-11
J11/12	Rutgers (62-39)	-23	M3/08	at WVU (76-62)	-14
D27/11	at Notre Dame (72-59)	-13	F21/08	at Notre Dame (82-70)	-12
N11/11	Long Beach St. (86-76)	-10	F15/08	at Marquette (72-54)	-18
F24/10	at Notre Dame (68-53)	-15	J26/08	Rutgers (77-64)	-13
F2/10	at WVU (70-51)	-19	D29/07	at Dayton (80-55)	-25
D8/09	Indiana (74-64)	-10	M10/07	vs. Georgetown (65-42)	-23
N24/09	Texas (78-62)	-16	F12/07	Louisville (66-53)	-13

D16/06 at Wisconsin (89-75) -14
 M25/04 vs. Okla. State (63-51) -12

Pitt's 23-point loss to Rutgers on Jan. 11, 2012 marks Pitt's largest Big East regular season loss since Dixon became head coach.

Amazingly, Dixon has dropped 27 of his 69 career games by four points or less and 50 of his 69 losses by fewer than 10 points (73.5 percent).

DIXON AND NON-CONFERENCE SUCCESS

Combining his non-conference games, Dixon owns a 107-9 overall record vs. non-conference foes. Previously, Dixon won 45 consecutive games in November and December before dropping a contest at No. 7 Wisconsin on Dec. 16, 2006. He won his first 35 November games until a loss to No. 3 Texas in 2009.

UNDER 70 DEFENSIVE MENTALITY

Defense has been a key ingredient to Pitt's success over the last 10 seasons. Following are some defensive notes:

- Pitt has held 13 of 21 opponents to 70 points or less this year.
- In 2010-11, Pitt limited 19 of its 34 opponents to 60 points or less and 28 of its 34 opponents to 70 points or less.
- Since Jamie Dixon became head coach in 2003-04, Pitt has held 109 of its last 143 Big East regular season opponents to 70 points or less.
- Additionally, since Jamie Dixon became head coach, Pitt has held 231 of its 297 opponents to 70 points or less. Pitt's record is 228-69 during that span.
- Over the last 10 seasons, Pitt has posted eight of the top-10 best defensive seasons in school history. That achievement has made it the best defensive era in school and Big East Conference history.
- When holding opponents to 60 points or less, Pitt is 169-8 over

the last 12 years:

5-1	2011-12
16-2	2010-11
17-1	2009-10
12-0	2008-09
9-1	2007-08
16-0	2006-07
15-1	2005-06
10-0	2004-05
19-1	2003-04
16-0	2002-03
17-1	2001-02
11-0	2000-01
6-0	1999-00

HOME SWEET HOME

In a *Sports Illustrated* poll, Big East Conference players voted Pitt's Petersen Events Center as the most difficult place to play in the league. Also, a 2009 AOL Fanhouse poll of Big East players rated Pitt's fans as the "Best in the League." Pitt's Petersen Events Center was rated the sixth-loudest stadium in college basketball by ESPN The Magazine. Here are some facts to support those statements:

- Pitt has won 162 of its last 180 home games which includes a 40-game home win streak from 2002-04 and a 31-game home win streak from 2008-10.
- Over the last 10 seasons, Pitt is a combined 174-18 in home games (17-1 in 2001-02, 16-0 in 2002-03, 19-1 in 2003-04, 13-4 in 2004-05, 16-1 in 2005-06, 16-2 in 2006-07 and 16-2 in 2007-08, 19-0 in 2008-09, 16-1 in 2009-10, 17-1 in 2010-11, 8-5 in 2011-12). Its 19 home wins in 2003-04 set a school record for most home victories in a season.
- Pitt has lost just 17 times in the Petersen Events Center and sports a 157-17 record (.902) in the 10-year old arena. Louisville is the only opponent to defeat Pitt three times in the arena, while Georgetown and Rutgers are the only opponents to defeat Pitt two times at the

Petersen Events Center. Pitt has lost just three non-conference games: Bucknell, Long Beach State and Wagner.

- Pitt won its first 34 consecutive games in the Petersen Events Center. The 34-game win streak to open the arena ranks third all-time among winning streaks to open new arenas (51-UCLA in 1964, 41-Providence in 1971-72 and 34-Pitt, 2002-04).
- Pitt has won 71 of its last 84 Big East league home games and is 66-14 against Big East opponents in the Petersen Events Center.
- Pitt recently won a school record 58 consecutive home games against non-conference opponents at the Petersen Events Center. Its 58-game win streak from Jan. 2, 2005-Nov. 16, 2011 set the previous record of 28 consecutive non-conference home wins at the Petersen Events Center recorded from Nov. 23, 2002-Jan. 2, 2005.
- Pitt owns a 91-3 record vs. non-conference opponents in the Petersen Events Center. Long Beach State and Bucknell are the only two non-conference teams to defeat the Panthers.
- Pitt has won 112 of its last 115 home games against regular season non-conference home opponents. In addition, the Panthers are 115-4 in their last 119 regular season non-conference home games.
- For the first time, Pitt has dropped four straight games at the Petersen Events Center (Dec. 23, Wagner-Jan. 21, Louisville). It has lost back-to-back games at the Petersen Events Center only three different times. Two of those occurrences happened during the 2004-05 season: Jan. 2, 2005 vs. Bucknell (69-66) and Jan. 5, 2005 vs. Georgetown (67-64); and Feb. 23, 2005 vs. West Virginia (70-

66) and Feb. 26, 2005 vs. Connecticut (73-64).

- Pitt currently has a string of 181 consecutive home sellouts dating back to a January 12, 2002 game at Fitzgerald Field House against Notre Dame. All 174 games at the Petersen Events Center have been sold out.

PITT ACADEMIC NOTES

The following notes include academic achievements by the Pitt basketball program over the last nine years:

- Consistently achieves high APR scores, ranked tied for second among Big East men's basketball programs in 2009 and 2011. Pitt has also ranked among the nation's top-20 percent of basketball programs. In the report released during the summer of 2011, Pitt ranked among the nation's top-10 percent of all 336 men's basketball programs based on its APR between the 2006-07 and 2009-10 academic years.
- Pitt Basketball has earned a Team Academic Achievement Award in three of the last seven years. Pitt won awards in 2004, 2006 and 2008.
- Twenty-nine (29) men's basketball student-athletes have earned their degrees over the last nine years. Those student-athletes include: Griffin Abel, Chase Adams, Marcus Bowman, Gilbert Brown, Jaron Brown, Sean Brown, Mike Cook, John DeGroat, Yuri Demetris, Jermaine Dixon, Tim Frye, Antonio Graves, Doyle Hudson, Levon Kendall, Brandin Knight, Carl Krauser, Ontario Lett, Chad Johnson, Mark McCarroll, Gary McGhee, Julius Page, Maurice Polen, Ronald Ramon, Nick Rivers, Charles Small, Ryan Tiesi, Chevon Troutman, Austin Wallace, Donatas Zavackas.

PITT VS. GEORGETOWN GAME-BY-GAME

GEORGETOWN (34-40)

GP: 74; H: 19-16; A: 14-21; N: 1-3;
 OT: 0-2.
 Big East: 20-29 (H: 11-12; A: 9-17).
 BET: 4 (1-3).
 PEC: 3-2.
 Verizon Center: 11 (7-4).
 One-Point Games: 6 (3-3).
 Two-Point Games: 4 (3-1).
 Most Points-Pitt: 89 (1/25/97).
 Fewest Points-Pitt: 17 (3/6/12).
 Most Points-GU: 97 (2/7/90).
 Fewest Points-GU: 18 (12/9/32).
 Largest Win: 19 (75-56, 1/10/96).
 Largest Loss: 31 (62-93, 3/1/86).
 Win Streak: 5 (1/19/02-2/24/04).
 Loss Streak: 5 (3/1/86-1/6/88).
 Last 10: 5-5.
 Last 20: 11-9.

3/5/86	N^	MSG-OT	L	56	57
1/10/87	H*	CA	L	70	82
2/18/87	A*		L	52	65
1/6/88	A*		L	57	62
2/20/88	H*	CA	W	70	65
1/11/89	A*		L	57	76
2/11/89	H*	CA	W	79	74
3/11/89	N^	MSG	L	62	85
1/8/90	H*	CA	L	71	87
2/7/90	A*		L	81	97
1/27/91	H*	CA	L	78	83
2/20/91	A*		W	78	65
1/22/92	H*	CA	L	59	63
3/7/92	A*		L	57	67
12/9/92	A*		L	66	80
2/28/93	H*	CA	W	51	48
1/24/94	H*	CA	W	68	60
2/16/94	A*		L	65	67
1/3/95	H*	CA	L	46	55
1/28/95	A*		L	60	71
1/10/96	H*	CA	W	75	56
1/25/97	A*		W	89	71
2/20/97	H*	CA	L	57	76
2/17/98	A-VC*		W	80	79
1/23/99	H*		L	71	79
2/2/99	A-VC*		L	58	76
2/13/00	H*		L	65	72
2/20/00	A-VC*		L	50	62
1/20/01	A-VC*		W	70	66
2/5/01	H*		L	67	81
1/19/02	A-VC*		W	68	67
1/26/02	H*-PEC		W	67	56
1/25/03	H*-PEC		W	65	64
2/18/03	A-VC*		W	82	67
2/24/04	A-VC*		W	68	58
1/5/05	H*-PEC		L	64	67
2/5/06	A-VC*		L	58	61
1/13/07	H*-PEC		W	74	69
2/24/07	A-VC*		L	53	61
3/10/07	N^	MSG (F)	L	42	65
1/14/08	H*-PEC		W	69	60
3/15/08	N^	MSG (F)	W	74	65
1/3/09	A-VC*		W	70	54
1/20/10	H*-PEC		L	66	74
1/12/2011	A-VC*		W	72	57

Date	H/A	W/L	Pitt	GU
3/6/12	A	L	17	21
2/3/13	A	W	32	26
2/22/21	H	W	34	32
1/11/30	H	W	43	26
2/12/32	H=	L	30	33
12/9/32	H=	W	32	18
2/24/33	A=	L	27	28
12/9/33	H=	W	34	31
2/24/34	A=	W	38	27
2/23/35	A=	W	42	24
3/6/35	H=	W	40	25
1/17/36	A=-OT	L	42	43
3/4/36	H=	W	43	36
1/18/37	A=	L	27	30
3/2/37	H=	W	39	22
1/21/38	H=	L	47	50
2/26/38	A=	L	22	34
2/13/39	H=	W	43	41
3/439	A=	W	44	39
1/26/52	H	L	59	74
2/2/54	A	W	80	73
1/19/83	A*	L	54	62
2/19/83	H*	W	65	63
1/28/84	H*	L	52	63
2/29/84	A*	L	52	71
1/19/85	H*-CA	L	53	65
2/19/85	A*	L	46	70
1/2/86	H*-CA	W	80	76
3/1/86	A*	L	62	93

^Big East Tournament, New York, N.Y.
 *Big East regular season game
 =Eastern Intercollegiate Conference game
 VC-Verizon Center

JAMIE DIXON COACHING NOTES

TCU '87 • NINTH YEAR AS PITT'S HEAD COACH (2003-12) • 13TH YEAR AT PITT (1999-2012)

HEAD COACHING ACHIEVEMENTS

- Four-time National Coach of the Year (2009 Naismith, 2010 USA Basketball, 2010 Jim Phelan Award, 2011 The Sporting News).
- Guided Pitt to three Big East Championships (2003-04 regular season, 2008 tournament, 2010-11 regular season).
- Set NCAA Division I all-time records for most victories after eight years as a head coach (216 wins), seven seasons (188) and six years (163).
- Led Pitt to the 2010-11 outright Big East regular season title, a conference that placed an all-time record 11 teams in the NCAA Tournament.
- Became the only coach in NCAA Division I basketball to guide his team to the NCAA Tournament and win at least one game in each tournament over the last six seasons (2006-11). Pitt is the only school to achieve that distinction.
- Guided the 2009 USA Basketball Under-19 National Team to the Gold Medal at the FIBA World Championships during July, 2009. The team finished with a perfect 9-0 record.
- Guided Pitt to the school's second all-time Big East Championship title in 2008, becoming just the second squad

in league history to win the title after winning four consecutive games.

- In 2010-11, became the first and only coach in Pitt history to guide Pitt to eight consecutive 20-win seasons and eight straight 10-win Big East regular seasons, the only Big East program to achieve those goals during that timeframe.
- Led Pitt to its only two 30-win seasons in program history (31 wins in 2003-04 and 31 wins in 2008-09), first No. 1 ranking (2008-09) and first No. 1 seed upon entering the NCAA Tournament (2009 and 2011) in school history.
- Only head coach in school history to lead Pitt to eight straight NCAA Tournaments (2004, 2005, 2006, 2007, 2008, 2009, 2010 and 2011).
- Guided Pitt to three NCAA Sweet Sixteen appearances (2004, 2007 and 2009).
- Concluded the 2010-11 season as the winningest coach in Big East history with a current .708 winning percentage in league games (109-45). His winning percentage ranks ahead of legendary Big East coaches including Georgetown's John Thompson (.653), Connecticut's Jim Calhoun (.645), Syracuse's Jim Boheim (.642) and St. John's Lou Carnesecca (.635).



DIXON RECORD BY THE YEARS (NINE YEARS: 2003-II)

Year	Overall		Big East		BET		NCAA		Non-Conf.		Home	
	W-L	Pct.	W-L	Pct.	W-L	Pct.	W-L	Pct.	W-L	Pct.	W-L	Pct.
2003-04	31-5	.861	13-3	.813	2-1	.667	2-1	.667	14-0	1.000	19-1	.950
2004-05	20-9	.689	10-6	.625	0-1	.000	0-1	.000	10-1	.909	13-4	.765
2005-06	25-8	.758	10-6	.625	3-1	.750	1-1	.500	11-0	1.000	16-1	.941
2006-07	29-8	.783	12-4	.750	2-1	.667	2-1	.667	13-2	.867	16-2	.889
2007-08	27-10	.730	10-8	.556	4-0	1.000	1-1	.500	12-1	.923	16-2	.889
2008-09	31-5	.861	15-3	.833	0-1	.000	3-1	.750	13-0	1.000	19-0	1.000
2009-10	25-9	.735	13-5	.722	0-1	.000	1-1	.500	11-2	.846	17-1	.944
2010-11	28-6	.824	15-3	.833	0-1	.000	1-1	.500	12-1	.923	17-1	.944
2011-12	12-9	.571	1-7	.125	0-0	.000	0-0	.000	11-2	.846	8-5	.615
Career	228-69	.767	99-45	.688	11-7	.611	11-8	.579	107-9	.922	141-17	.892

- Named Madison Square Garden's College Basketball "Coach of the Decade" (2000-10).
- Is one of only nine coaches in NCAA Division I history to win over 100 games during the first four seasons of a coaching career.
- Tied an NCAA Division I record by reaching 200 career victories in only eight seasons as head coach. One of only 13 coaches in NCAA Division I history to reach 200 victories in 255 games or less.
- Reached 100 wins at Pitt faster than any other coach in school history. Dixon needed only 126 games to reach the milestone. Only 14 coaches in the history of college basketball reached 100 career victories faster than Dixon. He already ranks second on Pitt's all-time coaching wins list.
- Advanced to the Big East Championship Final in four of his first eight seasons as head coach at Pitt with a title in 2008.
- In 2003-04, became the first rookie head coach in Big East history to both guide his team to the league's regular season title and earn Big East Coach of the Year honors. Dixon earned those accolades after leading the Panthers to their third consecutive Big East regular season title and second all-time outright Big East title.
- His 31 victories as a first-year head coach in 2003-04 ranked as the third all-time highest total in NCAA Division I history for a first-year head coach.
- Led Pitt on an 18-game win streak to begin his career during the 2003-04 season, a streak which ranks as the third best start for a rookie head coach in NCAA history.
- Guided Pitt to the 2003-04 Big East outright regular season title in his rookie season as head coach.
- 10 major Big East Award winners including four Most Improved Player honors.
- 15 All-Big East Team selections.
- 13 Big East Player of the Week honorees.
- 10 Big East Rookie of the Week selections.
- 12 1,000-point scorers.
- 29 of his 36 players have graduated from the University of Pittsburgh.

DIXON AS AN ASSISTANT

- Associate Head Coach, University of Pittsburgh (1999-2003).
- Assistant Coach, University of Hawaii (1998-99).
- Assistant Coach, Northern Arizona University (1994-98).
- Assistant Coach, University of Hawaii (1992-94).
- Graduate Assistant, UC-Santa Barbara (1991-92).
- Assistant Coach, Los Angeles Valley Junior College (1989-91).

DIXON COACHING TREE

- Dixon has had several coaches serve under him who have gone on to become head or assistant coaches at other schools: Tom Herrion, Head Coach-Marshall; Pat Skerry, Head Coach-Towson; Barry Rohrsen, former Head Coach-Manhattan; Mike Rice- Head Coach-Robert Morris/Rutgers; Joe Lombardi-Head Coach, Indiana (Pa.); Orlando Antigua- Assistant Coach, Kentucky/Memphis; John Alesi- Coach in Waiting, Baruch College (N.Y.); David Cox- Associate Head Coach, Rutgers/Georgetown and Rasheen Davis- Assistant Coach, Xavier.

DIXON AS A PLAYER

- Played at Texas Christian University from 1984-87 under coach Jim Killingsworth.
- All-Southwest Conference selection in 1987, SWC All-Academic selection and led the SWC in assists as a senior in 1986-87.
- Youtube sensation who hit game-winning halfcourt shot to defeat Texas as a junior in 1986.
- Named MVP of the 1987 All-College Classic in Oklahoma City while guiding TCU to the title.
- Inducted into the TCU Athletic Hall of Fame, 2007.
- Played professionally in the Continental Basketball

DIXON AND HIS PLAYERS

- Three current NBA players (DeJuan Blair, San Antonio Spurs; Aaron Gray, Toronto Raptors and Sam Young, Memphis Grizzlies).
- Four NBA draftees.
- Four consensus All-Americans.
- 15 All-Region honorees.

DIXON VERSUS OPPONENTS

Opponent	W-L		
Akron	1-0	Murray State	1-0
Alabama	1-0	New Hampshire	2-0
Albany	2-0	North Carolina A&T	1-0
American	1-0	UNC Asheville	1-0
Auburn	2-0	North Florida	1-0
Belmont	1-0	Northeastern	1-0
Binghamton	1-0	Notre Dame	6-5
Boston College	3-0	Oakland	2-0
Boston U.	1-0	Ohio	1-0
Bradley	0-1	Oklahoma State	3-2
Bucknell	0-1	Oral Roberts	1-0
Buffalo	2-0	Pacific	0-1
Butler	0-1	Penn	2-0
Central Florida	1-0	Penn State	3-0
Chicago State	1-0	Providence	9-1
Cincinnati	7-2	Rhode Island	1-0
Connecticut	7-6	Richmond	1-0
Coppin State	2-0	Rider	2-0
Dayton	1-1	Robert Morris	8-0
Delaware State	2-0	Rutgers	6-2
DePaul	7-1	St. Francis (NY)	1-0
Duquesne	9-0	St. Francis (Pa.)	3-0
Duke	1-0	Saint Louis	1-0
East Tennessee State	1-0	St. John's	7-3
Eastern Kentucky	1-0	Saint Peters	1-0
Fairleigh Dickinson	1-0	Seton Hall	6-3
Florida A&M	1-0	Siena	1-0
Florida State	3-0	South Carolina	2-0
Georgetown	6-5	South Carolina State	1-0
Georgetown (Ky.)	1-0	South Florida	5-1
Georgia	1-0	Syracuse	9-3
Houston Baptist	1-0	Tennessee	1-1
Howard	1-0	Texas	1-1
Illinois-Chicago	1-0	Texas Tech	1-0
Indiana	0-1	Toledo	1-0
Indiana (Pa.)	1-0	UCLA	0-1
Lafayette	1-0	Vermont	2-0
LaSalle	1-0	Villanova	7-5
Long Beach State	0-1	Virginia Commonwealth	1-0
Louisville	5-4	VMI	1-0
Loyola (Md.)	1-0	Virginia Tech	2-0
Kent State	2-0	Wagner	0-1
Maine	1-0	Washington	2-0
Marquette	6-5	Washington State	1-0
Maryland	1-0	West Virginia	11-6
Maryland-Balt. County	1-0	Western Michigan	1-0
Maryland Eastern Shore	1-0	Wichita State	1-0
Massachusetts	1-0	William & Mary	1-0
Memphis	1-0	Wisconsin	2-1
Miami, Fla.	1-0	Wofford	1-0
Miami, Ohio	1-0	Wright State	1-0
Michigan State	0-1	Xavier	1-1
Mississippi Valley State	1-0	Youngstown State	2-0
Mount St. Mary's	1-0	Career Record	228-69

Association (Lacrosse Catbirds) and overseas in New Zealand.

DIXON AND HIS FAMILY

- Brother of the late Maggie Dixon, who served as head women's basketball coach at the United States Military Academy (2005-06) and as an assistant at DePaul. Maggie passed away in April 2006. Dixon's Pitt men's team participated in the first-ever Maggie Dixon Classic, held at

West Point. Played annually at Madison Square Garden and held in conjunction with the Maggie Dixon Heart Health Fair, the Maggie Dixon Classic has become the nation's premier women's college basketball event.

- Son of Jim & Marge Dixon who reside in Los Angeles. Sister Julie is an attorney in Los Angeles.
- Wife Jacqueline, son Jack Connor (9) and Shannon Iwalani (7).

JAMIE DIXON ERA HIGHS AND LOWS

PITT TEAM HIGHS & LOWS

Points:	High	103	Houston Baptist (11/9/07)
		100	Notre Dame (1/4/06)
		98	West Virginia (2/12/10)
		98	DePaul (3/9/08)
	Low	39	Rutgers (1/11/12)
		42	vs. Georgetown (3/10/07)
		45	vs. Notre Dame (3/11/10)
FG Made:	High	42	Houston Baptist (11/9/07)
		42	St. Francis (Pa.) (11/22/03)
		41	Maryland Eastern Shore (12/18/10)
	Low	12	Rutgers (1/11/12)
		13	vs. Central Florida (3/19/04)
		16	vs. Georgetown (3/10/07)
FG Att:	High	92	Houston Baptist (11/9/07)
		80	North Florida (11/13/10)
		79	Penn State (12/10/05)
	Low	38	at Cincinnati (1/24/07)
		39	St. John's (2/8/05)
FG Pct.:	High	.674	Cincinnati, 31-46 (2/14/09)
		.674	vs. Kent State, 31-46 (3/17/06)
		.630	Marquette, 34-54 (3/4/09)
	Low	.211	Rutgers (1/11/12)
		.262	vs. Georgetown, 16-61 (3/10/07)
		.295	vs. Central Florida, 13-44 (3/19/04)
3FG Made:	High	14	Maryland-Baltimore County (12/13/08)
		14	Albany (11/28/03)
		13	Florida A&M (12/30/06)
		13	Albany (11/11/11)
		13	VMI (12/6/11)
	Low	0	vs. West Virginia (3/12/09)
3FG Att.:	High	34	Rider (11/13/11)
		34	Houston Baptist (11/9/07)
		33	VMI (12/6/11)
	Low	6	Rutgers (1/17/04)
		6	at West Virginia (2/7/11)
3FG Pct.:	High	.727	vs. Connecticut, 8-11 (3/10/11)
		.632	at Cincinnati, 12-19 (1/24/07)
		.625	Two times
	Low	.000	vs. West Virginia, 0-8 (3/12/09)
		.071	at Notre Dame, 1-14 (12/27/11)
		.091	at Marquette, 1-11 (2/15/08)
		.100	at Connecticut, 2-20 (1/31/06)
FT Made:	High	31	West Virginia, 31-42 (2/12/10)
		30	Notre Dame (1/4/06)
		28	at Providence (3/2/04)
	Low	1	Louisville (1/21/12)
		1	New Hampshire (12/27/03)
FT Att.:	High	46	Notre Dame (1/4/06)
		42	Four times last-vs. Tennessee (12/11/10)
	Low	4	New Hampshire (12/27/03)
		6	Two times
FT Pct.:	High	.947	vs. Michigan State, 18-19 (03/22/08)
		.929	Long Beach State, 13-14 (11/16/11)
		.909	vs. Bradley, 10-11 (3/19/06)
		.903	at Providence, 28-31 (3/2/04)
		.889	at Connecticut, 16-18 (1/31/06)
	Low	.250	New Hampshire, 1-4 (12/27/03)
		.300	Providence, 3-10 (3/4/10)
Rebounds:	High	60	VMI (12/6/11)
		59	Vermont (12/8/08)
		59	Houston Baptist (11/9/07)
		59	North Florida (11/13/10)
		56	vs. Duquesne (12/1/10)
	Low	23	Georgetown (1/13/07)
		24	Lafayette (01/02/08)
		25	Two times
Assists:	High	33	Maryland Eastern Shore (12/18/10)
		31	Houston Baptist (11/9/07)
		30	Notre Dame (1/4/06)
	Low	5	vs. Louisville (3/9/06)
		7	Two times
Steals:	High	16	Duquesne (12/3/08)
		16	Houston Baptist (11/9/07)
		16	Buffalo (11/23/07)
	Low	0	Two times, last at St. John's (02/27/10)
Blocks:	High	12	Eastern Kentucky (11/19/09)
		11	vs. Duquesne (12/1/10)
	Low	0	Many times
Turnovers:	High	25	Howard (11/20/04)
		24	at Seton Hall (2/9/04)
		23	four times
	Low	4	at Notre Dame (2/24/10)
		4	Louisville (2/24/08)
Fouls:	High	28	West Virginia (2/12/10)
		28	vs. Oklahoma State (12/21/06)
		28	Wisconsin (12/16/06)
	Low	7	at Syracuse (1/4/06)

OPPONENT TEAM HIGHS & LOWS

Points:	High	97	Notre Dame (1/4/06)
		95	vs. Oklahoma State (12/21/06)
		89	vs. Wisconsin (12/16/06)
	Low	32	New Hampshire (12/4/09)
		37	Penn State (12/6/03)
		38	New Hampshire (12/27/03)
		41	Two times
FG Made:	High	34	Notre Dame (1/4/06)
		33	at Miami (1/10/04)
		32	Long Beach State (11/16/11)
		31	Two times
	Low	12	New Hampshire (12/4/09)
		14	Penn State (12/6/03)
		14	Delaware State (12/8/10)
FG Att.:	High	83	Notre Dame (1/4/06)
		74	West Virginia (2/12/10)
		73	Syracuse (1/23/06)
	Low	34	vs. Notre Dame (3/11/10)
		38	at Georgetown (2/24/07)
		40	Auburn (12/4/05)
FG Pct.:	High	.609	Georgetown, 28-46 (1/13/07)
		.593	Long Beach State, 32-54 (11/16/11)
		.588	at Syracuse, 30-51 (3/1/08)
		.577	Louisville, 30-52 (2/24/08)
	Low	.235	New Hampshire, 12-51 (12/4/09)
		.239	Ohio, 17-71 (12/22/09)
		.263	New Hampshire, 15-57 (12/27/03)
3FG Made:	High	17	Lafayette, 17-31 (1/02/08)
		14	vs. Notre Dame (1/4/06)
		14	Notre Dame (2/12/05)
		14	Rhode Island (11/8/10)
	Low	0	Youngstown State (12/13/03)
		1	Four times
3FG Att.:	High	40	at West Virginia (2/5/05)
		36	at West Virginia (2/27/06)
		36	Notre Dame (1/4/06)
	Low	6	vs. Bradley (3/19/06)
		8	vs. Oklahoma State (3/25/04)
3FG Pct.:	High	.727	Virginia Tech, 8-11 (1/6/04)
		.700	Georgetown, 7-10 (1/20/10)
		.636	2 times, last-vs. Tennessee, 7-11 (12/11/10)
	Low	.000	Youngstown State, 0-11 (12/13/03)
		.077	at Syracuse, 1-13 (1/2/10)
FT Made:	High	32	vs. Oklahoma State (12/21/06)
		31	at Wisconsin (12/16/06)
		26	vs. Bradley (3/19/06)
		26	vs. Villanova (3/10/05)
	Low	1	Albany (11/28/03)
		1	William & Mary (1/3/04)
FT Att.:	High	44	at Wisconsin (12/16/06)
		38	vs. Oklahoma State (12/21/06)
		37	vs. West Virginia (2/12/10)
	Low	1	Albany (11/28/03)
		4	Two times
FT Pct.:	High	1.000	at Rutgers, 7-7 (1/8/05)
		1.000	Robert Morris, 5-5 (11/24/04)
		.957	vs. Villanova, 22-23 (3/28/09)
	Low	.167	William & Mary, 1-6 (1/3/04)
		.200	Auburn, 3-15 (12/4/05)
Rebounds:	High	47	vs. Oklahoma State (12/21/06)
		45	at Notre Dame (2/21/08)
		44	Two times
	Low	15	vs. Duquesne (11/30/11)
		18	Delaware State (12/8/10)
		18	Georgetown (1/13/07)
Assists:	High	24	Robert Morris (2/02/09)
		24	Long Beach State (11/16/11)
		22	at West Virginia (2/5/05)
	Low	2	vs. Boston College (3/12/04)
		4	New Hampshire (12/4/09)
Steals:	High	14	at Providence (1/4/11)
		12	three times
	Low	0	vs. Notre Dame (1/12/04)
		1	Seven times
Blocks:	High	10	Syracuse (1/23/06)
		9	at Connecticut (1/31/06)
		9	at Connecticut (1/19/04)
	Low	0	Many times
Turnovers:	High	26	Virginia Tech (1/6/04)
		25	Buffalo (11/23/07)
		25	Duquesne (12/3/08)
	Low	2	Marquette (1/8/11)
		3	at Rutgers (1/8/05)
Fouls:	High	32	vs. Tennessee (12/11/10)
		32	Notre Dame (1/4/06)
		31	Virginia Tech (3/11/04)
	Low	9	New Hampshire (12/27/03)
		10	at Georgetown (2/5/06)

PITT BASKETBALL PERSONALITY PROFILES

ISAIAH EPPS

- Nickname is “Zeke” and/or “Easy.”
- Originally from New York City (Manhattan) but moved to New Jersey with his mother before the eighth grade.
- Played on same team with fellow Pitt teammate Cameron Wright at the LeBron James Skills Camp.
- Second cousin of Pitt guard Tray Woodall.
- Pitt assistant coach Brandin Knight played in the same AAU program as Epps and is also from New Jersey.
- Attended same prep school (Hargrave Military Academy, Va.) as former Pitt star and current Memphis Grizzlies player Sam Young. Helped lead Hargrave to the nation’s No. 1 prep school ranking as a senior.

ASHTON GIBBS

- Two-time Big East Academic All-Star and is a candidate for Academic All-America honors.
- Earned the Big East Most Improved Player Award as a sophomore, becoming Pitt’s sixth Big East Most Improved Player Award winner in the last 11 years. Others who earned the award include Ricardo Greer (1999-00), Brandin Knight (2001-02), Carl Krauser (2002-03), Aaron Gray (2005-06) and Sam Young (2007-08).
- Two-time USA Basketball player who helped guide the Under-19 USA Basketball Team to the Gold Medal and undefeated 9-0 record at the FIBA World Championships in Auckland, New Zealand in July, 2009. Pitt Head Coach Jamie Dixon served as head coach of the squad.
- Father Temple Gibbs played college football at Temple and roomed with NFL All-Pro cornerback Kevin Ross.
- Father taught him how to shoot a basketball at a young age, but

it was his mother who was the one who stressed making his free throws. She still does today.

- As a freshman, earned the nickname “Microwave” for his 3-point shooting off the bench. Former Detroit Pistons star Vinnie Johnson was also nicknamed the “Microwave” for his ability to heat up quickly during games.
- Played at same high school as Pitt assistant coach and former point guard Brandin Knight (Seton Hall Prep). Gibbs has known Knight since childhood.
- His little brother Sterling broke his school career scoring record at Seton Hall Prep. Sterling is a freshman basketball player at the University of Texas.
- Has known fellow Pitt players Tray Woodall and Nasir Robinson since the seventh grade. He played on an AAU team with Woodall.

MALCOLM GILBERT

- Originally from Smyrna, Del., but attended The Academy of the New Church near Philadelphia, Pa.
- Outstanding student who was also recruited by Harvard and Princeton. Said that Pitt was the “perfect” fit for him both academically and athletically.
- Owns an 88-inch wingspan.
- Sister Milana plays basketball at the University of Hartford.
- Played high school basketball with Syracuse player Rakeem Christmas.
- Underrated recruit who rose in the rankings as his high school career wore on.
- Plans to major in mathematics.
- Hobbies and interests include collecting model cars, fishing and swimming.

DURAND JOHNSON

- Fourth Baltimore native to play at Pitt in the last three years including Jermaine Dixon, Chase Adams and Aron Nwankwo.
- Nickname is “Pee-wee.”

JOHN JOHNSON

- One of only two players in Philadelphia city history to earn four All-State high school honors.
- Nickname is “Johnny Flipp.”
- Favorite NFL team is the Pittsburgh Steelers even though he hails from Philadelphia.
- Philadelphia native who follows in the footsteps of several Philly area Pitt players including Nasir Robinson, Brad Wanamaker and Mike Cook.

J.J. MOORE

- Won the “Throwdown Showdown,” Pitt’s dunk contest at its preseason Blue-Gold Scrimmage. His final dunk came after he took off from the free throw line and sailed over three standing managers.
- Named a Hoopscoop High School All-America selection.
- Impressed at the Jordan Brand Classic All-Star Game at Madison Square Garden following his senior year of high school.
- Extremely athletic, owns a 37-inch vertical leap.
- Played at same prep school, South Kent Academy (Conn.) as former Pitt teammate Gilbert Brown. Nickname is “Twin” since teammates believe he resembles Brown.

ARON NWANKWO

- Walk-on who is attending Pitt on a full academic scholarship.
- 2010 graduate of Baltimore City H.S. with a perfect 4.0 grade point average.
- Played in the Pitt JamFest AAU tournament at the Petersen Events Center on April 24, 2010. Head Coach Jamie Dixon offered him a walk-on spot following the event.
- Follows in the footsteps of two other Pitt Baltimore area products: Jermaine Dixon and Chase Adams.
- Chose Pitt for its pre-Med program with the opportunity to play on its top college basketball

program. Said it was a “dream come true” and that he would gain the “best of both worlds” while receiving an academic scholarship offer to Pitt and then having an opportunity to play on the basketball team.

- Also played lacrosse in high school where he led City H.S. to three straight city titles.

LAMAR PATTERSON

- Played his senior year of high school at St. Benedict’s Prep in New Jersey for coach Danny Hurley, who is now at Wagner. Helped guide St. Benedict’s to a No. 7 final national ranking and berth in the first-ever ESPN Rise National High School Tournament.
- Younger brother of Perry Patterson, who played quarterback at Syracuse from 2004-07 and was a Second Team All-State honoree at Lancaster McCaskey High School. The Patterson brothers are two of only four players in McCaskey history to earn All-State honors in basketball.
- Played his first three seasons at Lancaster McCaskey High School where he was an All-State selection.
- Older brother Lorne Creighton also starred in basketball at McCaskey and played collegiately at Kutztown University.
- Favorite all-time basketball player is Magic Johnson and had the opportunity to meet him when Pitt played in the CBE Classic in Kansas City last year.
- Committed to Pitt after the Panthers’ win over Duke at Madison Square Garden in December, 2007.
- Nickname is “LP”.

NICK RIVERS

- Is back on the team for his final season of eligibility. Earned his degree in Economics and is currently attending graduate school at Pitt.

PITT BASKETBALL PERSONALITY PROFILES

- Senior walk-on who earned a roster spot in August, 2009. The previous two seasons, he served as a student manager.
- Talented musician (rapping and singing) and dancer.
- Performs a dance routine, a blend of hip-hop and break dancing in the team huddle prior to home games. The team discovered his dancing talent in the lockerroom and encouraged him to perform the routine before games.
- Father Angelo Rivers played basketball at UC-Davis (1982-86) and was inducted into the UC-Davis Athletic Hall of Fame in 2006.
- Best job he ever held was a baseball umpire.
- Happiest and most gratifying moment in sports was seeing himself on ESPN.

NASIR ROBINSON

- Nickname is “Nas” and “The Warrior.” His given name Nasir is Arabic for “helper” or “success and victory.”
- As a high school junior, played in the state championship game against former Pitt star and current San Antonio Spurs player DeJuan Blair’s Schenley team. Blair’s team won the game, but Robinson bounced back the following year to guide his Chester team to the 2008 state title as a senior with a 33-1 overall record. His team earned the nation’s No. 3 ranking by *USA Today*.
- Other Chester H.S. alums include Orlando Magic standout Jameer Nelson and Wisconsin head coach Bo Ryan.
- Has known fellow Pitt players Ashton Gibbs and Tray Woodall since the seventh grade.

DANTE TAYLOR

- Became the fifth Pitt player in school history and the first in 22 years to earn McDonald’s All-America team honors joining

- Charles Smith (1984), Jerome Lane (1985), Bobby Martin (1987) and Brian Shorter (1987).
- Won the McDonald’s All-American Skills Competition, where he completed a full-court dribbling and shooting course in 37 seconds. Also scored 15 points and grabbed six rebounds in the McDonald’s All-America game in Miami on April 1, 2009.
- Honored by his hometown of Greenburgh, N.Y. as being a “native son” during halftime of the Frankie Williams All-Star game in June, 2009.
- Played high school basketball at National Christian Academy, the same school that produced Patrick Ewing, Jr., Kevin Durant and Deron Washington.
- Family sent him to National Christian Academy hoping that he would turn his life around and improve his grades. When he arrived at NCA, he stood 6-feet-5 inches tall and weighed 230 pounds. Since then, he has grown four inches and maintained his weight.
- Developed and improved over his four years at NCA. With hard work, he claims he went from a “raw, chubby kid to a McDonald’s All-American.”
- Good student who earned the team’s Academic Achievement Award as a freshman. Also earned honor roll academic status two times as a high school senior.
- Invited to try out for the USA Basketball Under-19 Team during the summer of 2009 in Colorado Springs, Colo.
- Has several tattoos including one that says “RIP Grandpa” for his mother’s father, who died before he was born. Another tattoo on his left arm has a basketball with a ribbon around it and the words “Respect My Hustle.” Others say “Blessed Baller,” and “Fear None, Trust Few.”

TRAY WOODALL

- Played a starring role in the documentary reality movie “The Street Stops Here,” a movie about Hall of Fame coach Bob Hurley and the famed St. Anthony basketball program. The two-hour documentary aired nationally on PBS in early April, 2010.
- As a senior, led St. Anthony High School to the nation’s No. 1 ranking in 2007-08. St. Anthony’s finished a perfect 32-0 and was named national champions by *USA Today* in 2007-08.
- Introduced to basketball by his cousin Khalief Woodall (age 16), who was tragically killed when Woodall was 11 years old.
- Redshirt freshman Isaiah Epps is his second cousin.
- Has known fellow Pitt players Ashton Gibbs and Nasir Robinson since the seventh grade. He played on an AAU team with Gibbs.
- Best friends on other college teams include Giovanni Fontan (Fordham/Southern California), Mike Rosario (Florida/Rutgers), Tyshawn Taylor (Kansas), Alberto Estwick (Fordham/Norfolk State) and A.J. Rogers (Saint Joseph’s). All six played at St. Anthony’s.
- Originally from Brooklyn, N.Y., but resides in Paterson, N.J.

CAMERON WRIGHT

- High school honor student with a 3.7-plus grade point average.
- Committed to Pitt on Sunday, August 9, 2009 after visiting the campus, saying it was an “unbelievable” visit and that he “found his home.” He was impressed with Pitt’s facilities, but most impressed with the people and coaching staff.
- His best friend, high school teammate and backcourt partner Derek Jackson plays basketball at Central Michigan.

- Played on same team with fellow Pitt signee Isaiah Epps at the Lebron James Camp.
- Invited to tryout for the USA Basketball Under-19 team in Colorado Springs during the summer of 2011.

TALIB ZANNA

- Originally from Kaduna, Nigeria. Moved to the United States in 2006.
- His father, a successful businessman in Nigeria, passed away not long after he committed to Pitt. He has a picture of his father in his locker and touches it before he hits the court each day.
- Early in his childhood, he played soccer. Following a growth spurt and at the urging of his brother, he switched to basketball. Began playing basketball at age 10. Early-on, he had a goal of traveling to the United States to play basketball.
- Discovered by American high school coaches at a big man camp in Lagos, Nigeria, which was organized by his friend, mentor and former Georgetown player Godwin Owinje.
- Ran up and down mountains in Nigeria to help increase his strength and speed.
- Devout Muslim who can speak four different languages. He could speak English before arriving in the United States.
- Played high school basketball at Bishop McNamara High School (Md.).
- His father, who never saw him play competitively, served as his role model and inspiration. After he broke his ankle during his first year in the U.S., his father told him to keep working toward his goals. He plays the game thinking of his father.
- Has five siblings. His dream is for them to see him play some-day in the United States.



12 • ASHTON GIBBS

GUARD • 6-2 • 190 • SR • 3L • SCOTCH PLAINS, N.J./SETON HALL PREP

CAREER

- Set all-time school record for most career 3-pointers made, surpassing Jason Matthews (259 from 1987-91).
- Converted at least three or more 3-pointers in 52 career games.
- Hit at least one 3-pointer in 99 of 121 career games. Previously converted at least one 3-pointer in 45 consecutive games.
- Ranks among Pitt career leaders in scoring, 3-point field goals made, 3-point field goal percentage, free throw percentage and 20-plus point scoring games.

2011-12

- Preseason Big East Player of the Year.
- Wooden and Naismith Award candidate.
- Academic All-America candidate.
- One of 10 finalists for the Lowe's Senior Class Award.
- Bob Cousy Award finalist for the third straight year.
- Scored 20 or more points in seven games on year.
- Reached double figure scoring in 19 of Pitt's 21 games.
- Scored a team-high 22 points (8-17 FG) and hit 5-11 3-pointers vs. Providence, 1/25.
- Hit four 3-pointers vs. Louisville, 1/21.
- Scored a career-high 29 points (8-16 FG), hit 4-8 3-pointers and 9-10 free throws in 37 minutes at Marquette, 1/14.
- Tied career-high for 3-pointers

2011-12 GAME-BY-GAME														
Opp./Date	Min	Total FG-A	Pct	3-pt M-A	Pct	FT M-A	Pct	O-D-T	PF	Reb Δ	TO	Blk	Stl	Pts
Albany, N11	*30	8-17	.471	3-7	.429	2-2	1.000	0-0-0	0	7	1	0	0	21
Rider, N13	*36	7-15	.467	6-14	.429	2-2	1.000	1-3-4	1	1	1	0	0	24
LBSU, N16	*36	8-21	.381	4-9	.444	0-0	.000	1-1-2	0	4	1	0	1	20
LaSalle, N22	*34	3-15	.200	1-4	.250	7-8	.875	1-4-5	0	3	3	0	1	14
at Penn., N25	*36	6-15	.400	4-6	.667	0-0	.000	1-2-3	1	4	2	0	2	16
RMU, N27	*36	6-17	.353	2-7	.286	7-9	.778	1-0-1	3	2	1	0	1	21
vs. DU, N30	*36	7-13	.538	4-9	.444	0-0	.000	1-2-3	0	1	4	0	1	18
at Tenn., D3	*38	7-21	.333	1-3	.333	1-2	.500	1-4-5	1	6	4	0	3	16
VMI, D6	*30	7-19	.368	6-15	.400	0-0	.000	1-5-6	3	3	2	0	0	20
vs. OSU, D10	*39	4-8	.500	2-4	.500	7-8	.875	0-2-2	2	2	1	0	1	17
SCState, D17	*38	6-18	.333	2-12	.167	0-0	.000	0-3-3	0	6	1	0	0	14
SFU, D20	*27	3-9	.333	1-3	.333	2-2	1.000	0-2-2	0	3	2	0	0	9
Wagner, D23	*37	5-16	.313	1-7	.143	3-4	.750	1-2-3	1	1	4	0	0	14
at UNC, D27	*34	5-10	.500	0-2	.000	2-2	1.000	2-0-2	3	5	0	0	0	12
UL, J1	*37	7-15	.467	2-7	.286	2-2	1.000	0-2-2	1	2	2	0	0	18
at DePaul, J5	*35	5-14	.357	2-5	.400	1-2	.500	0-3-3	2	4	0	0	2	13
Rutgers, J11	*31	2-11	.182	0-7	.000	4-5	.800	1-2-3	1	3	3	0	0	8
at MU, J14	*37	8-16	.500	4-8	.500	9-10	.900	0-1-1	1	2	1	0	0	29
at SU, J16	*38	4-12	.333	2-9	.222	0-1	.000	0-0-0	0	1	0	0	2	10
UL, J21	*37	5-13	.384	4-10	.400	0-0	.000	0-1-1	0	1	3	1	1	14
PC, J25	*38	8-17	.471	5-11	.454	1-2	.500	0-1-1	2	4	1	0	0	22
Gtown, J28														
at WVU, J30														
VU, F5														
at USE, F8														
at SHU, F12														
WVU, F16														
USE, F19														
at UL, F26														
SJU, F29														
at UConn, M3														

- (6-15), scored 20 points vs. VMI, 12/6.
- Registered 16 points, six assists and a career-high three steals, made several key plays including a jump ball at Tennessee, 12/3.
- Scored 20 or more points in Pitt's first three games (Albany, Rider and Long Beach State).
- Hit a career-high tying six 3-pointers, scored game-high 24 points vs. Rider, 11/13.

CAREER/SEASON NUMBERS	
Double-Doubles:	0/0
Points-Rebounds:	0/0
Points-Assists:	0/0
20+ point games:	30/7
10+ point games:	79/19
10+ rebound games:	0/0
5+ rebound games:	10/2
10+ assist games:	0/0
5+ assist games:	10/4
30+ minute games:	73/20
40+ minute games:	4/0

CAREER HIGHS

Points: 29, at Marquette, 1/14/12.
 FG made: 10, vs. Connecticut, 3/10/11.
 FG attempts: 25, Indiana, 12/8/09.
 3FG Made: 6, 10 times- last VMI, 12/6/11.
 3FG Attempts: 15, two times- VMI, 12/6/11; vs. Indiana, 12/8/09.
 FT made: 14, at Seton Hall, 1/24/10.
 FT attempts: 14, at Seton Hall, 1/24/10.
 Rebounds: 8, at Syracuse, 1/2/10.
 Off. Rebs.: 3, Rutgers, 3/6/10.
 Def. Rebs.: 7, two times- at Syracuse, 1/2/10; DePaul, 12/28/09.
 Assists: 7, four times- Albany, 11/11/11; Connecticut, 12/27/10; Maryland Eastern Shore, 12/18/10; Illinois-Chicago, 11/10/10.
 Steals: 3, two times- at Tennessee, 12/3/11; Mount St. Mary's, 12/19/09.
 Blocks: 1, five times.
 Minutes: 50, West Virginia, 2/12/10.

2011-12 SEASON HIGHS

Points: 29, at Marquette, 1/14.
 Rebounds: 6, VMI, 12/6.
 Assists: 7, Albany, 11/11.
 Steals: 3, at Tennessee, 12/3.
 Blocks: 1, Louisville, 1/21.
 Minutes: 39 vs. Oklahoma State, 12/10.

GIBBS' CAREER STATISTICS

OVERALL STATISTICS

SEASON	TEAM	GP-GS	MIN	TOTAL			3-POINTERS			REBOUNDS			PF-FO	Δ	TO	BLK	ST	PTS-AVG						
				FG-FGA	PCT	FG-FGA	PCT	FT-FTA	PCT	OFF-DEF	TOT-AVG													
2008-09	Pitt	35-0	373	50	117	.427	36	82	.439	16	20	.800	6	18	24	0.7	27	0	30	22	1	5	152	4.3
2009-10	Pitt	34-34	1177	159	401	.397	78	200	.390	137	155	.884	14	81	95	2.8	40	0	62	40	3	26	533	15.7
2010-11	Pitt	31-30	1016	170	363	.468	102	208	.490	80	90	.889	11	62	73	2.4	41	0	86	51	0	13	522	16.8
2011-12	Pitt	21-21	740	121	312	.388	56	159	.352	52	63	.825	12	40	52	2.5	22	0	65	37	1	15	350	16.7
Totals		121-85	3306	500	1193	.419	272	649	.419	285	328	.869	43	201	244	2.0	130	0	243	150	5	59	1557	12.9

BIG EAST STATISTICS

SEASON	TEAM	GP-GS	MIN	TOTAL			3-POINTERS			REBOUNDS			PF-FO	Δ	TO	BLK	ST	PTS-AVG						
				FG-FGA	PCT	FG-FGA	PCT	FT-FTA	PCT	OFF-DEF	TOT-AVG													
2008-09	Pitt	18-0	163	23	53	.434	16	40	.400	3	5	.600	3	9	12	0.7	11	0	15	9	1	3	65	3.6
2009-10	Pitt	18-18	648	80	198	.404	44	99	.444	82	95	.863	7	55	62	3.4	23	0	31	23	2	12	186	15.9
2010-11	Pitt	15-14	514	76	172	.442	49	101	.485	43	46	.935	6	26	32	2.1	23	0	33	25	0	3	244	16.3
Totals		51-32	1325	179	423	.423	109	240	.454	128	146	.877	16	90	106	2.1	57	0	79	57	3	18	495	11.9



35 • NASIR ROBINSON

FORWARD • 6-5 • 225 • SR • 3L • CHESTER, PA./CHESTER H.S.

CAREER

- Played in 115 career games with 76 starts.
- Has made 56 consecutive starts at power forward.

2011-12

- Started all 21 games at power forward.
- Registered three double-doubles on year (at Tennessee, VMI, Cincinnati).
- Scored 20-plus points in one contest (Rider).
- Reached double figure scoring in 13 games.
- Shooting 58.5 percent (110-188) from the floor.
- Registered third double-double on year with 19 points and 10 rebounds vs. Cincinnati, 1/1.
- Scored 19 points (8-9 FG), grabbed a career-high 14 rebounds with a career-high tying five assists vs. VMI, 12/6.
- Registered his first season double-double, led Pitt with 16 points and a then career-high 12 rebounds (career-high nine offensive) at Tennessee, 12/3.
- Led Pitt with 17 points (8-10 FG) with six rebounds vs. LaSalle, 11/22.
- Finished with 22 points (9-10 FG) with six rebounds and four assists vs. Rider, 11/13.

2011-12 GAME-BY-GAME

Opp./Date	Min	Total FG-A	Pct	3-pt M-A	Pct	FT M-A	Pct	O-D-T	PF	Reb Δ	TO	Blk	Stl	Pts
Albany, N11	*23	4-8	.500	0-0	.000	0-0	.000	1-1-2	3	0	0	0	1	8
Rider, N13	*35	9-10	.900	0-0	.000	4-4	1.000	1-5-6	2	4	2	1	0	22
LBSU, N16	*36	8-12	.667	0-0	.000	3-3	1.000	3-0-3	2	2	1	0	1	19
LaSalle, N22	*30	8-10	.800	0-0	.000	1-2	.500	1-5-6	2	0	4	0	1	17
at Penn, N25	*39	6-10	.600	0-0	.000	2-4	.500	0-4-4	2	3	1	0	3	14
RMU, N27	*27	1-1	1.000	0-0	.000	1-4	.250	0-3-3	5	4	1	0	0	3
vs. DU, N30	*27	3-6	.500	0-0	.000	1-2	.500	3-3-6	3	3	6	0	1	7
at Tenn., D3	*32	8-11	.727	0-1	.000	0-0	.000	9-3-12	2	0	0	0	0	16
VMI, D6	*27	8-9	.889	0-0	.000	3-4	.750	7-7-14	3	5	0	0	0	19
vs. OSU, D10	*29	7-12	.583	0-0	.000	1-5	.200	3-3-6	3	0	0	0	0	15
SCState, D17	*24	3-5	.600	0-0	.000	2-4	.500	2-4-6	3	4	3	1	2	8
SFU, D20	*25	2-4	.500	0-0	.000	2-4	.500	4-3-7	1	2	2	0	0	6
Wagner, D23	*36	4-6	.667	0-0	.000	1-4	.250	3-6-9	2	3	5	0	0	9
at UNL, D27	*34	5-12	.417	0-0	.000	2-4	.500	2-4-6	2	2	1	0	0	12
UC, J1	*37	8-12	.667	0-0	.000	3-4	.750	5-5-10	2	3	3	1	0	19
at DePaul, J5	*32	4-11	.363	0-0	.000	5-6	.833	6-1-7	1	1	3	0	0	13
Rutgers, J11	*29	3-9	.333	0-0	.000	1-3	.333	3-6-9	4	0	4	1	1	7
at MU, J14	*32	5-11	.454	0-1	.000	0-0	.000	3-4-7	4	3	7	0	3	10
at SU, J16	*34	1-5	.200	0-0	.000	2-8	.250	2-4-6	2	3	3	1	0	4
UL, J21	*31	6-11	.545	0-0	.000	0-1	.000	3-4-7	3	3	4	0	2	12
PC, J25	*27	7-13	.538	0-0	.000	0-1	.000	2-4-6	3	2	2	0	0	14
Gtown, J28														
at WVU, J30														
VU, F5														
at USE, F8														
at SHU, F12														
WVU, F16														
USE, F19														
at UL, F26														
SJU, F29														
at UConn, M3														

CAREER HIGHS

Points: 26, Louisville, 1/16/10.
 FG made: 11, Louisville, 1/16/10.
 FG attempts: 14, Louisville, 1/16/10.
 3FG Made: 1, five times- last vs. Notre Dame, 3/11/10.
 3FG attempts: 2, two times- Wichita State, 11/23/09; Eastern Kentucky, 11/19/09.
 FT made: 9, at Villanova, 2/12/11.
 FT attempts: 14, at Villanova, 2/12/11.
 Rebounds: 14, VMI, 12/6/11.
 Off. Rebs.: 9, at Tennessee, 12/3/11.
 Def. Rebs.: 9, two times- Robert Morris, 11/23/10; Youngstown State, 11/28/09.
 Assists: 5, three times- VMI, 12/6/11; vs. Oakland, 3/19/10; Binghamton, 11/17/09.
 Steals: 3, two times- at Marquette, 1/14/12; at Penn, 11/25/11.
 Blocks: 2, two times.
 Minutes: 44, vs. Duquesne, 12/2/09.

2011-12 SEASON HIGHS

Points: 22, Rider, 11/13.
 Rebounds: 14, VMI, 12/6.
 Assists: 5, VMI, 12/6.
 Steals: 3, two times- at Marquette, 1/14; at Penn, 11/25.
 Blocks: 1, four times.
 Minutes: 39, at Penn, 11/25.

CAREER/SEASON NUMBERS

Double-Doubles: 9/3
 Points-Rebounds: 9/3
 Points-Assists: 0/0
 20+ point games: 3/1
 10+ point games: 34/13
 10+ rebound games: 11/3
 5+ rebound games: 49/16
 5+ assist games: 2/0
 30+ minute games: 24/12
 40+ minute games: 2/0

ROBINSON'S CAREER STATISTICS

OVERALL STATISTICS

SEASON	TEAM	GP-GS	MIN	TOTAL			3-POINTERS			REBOUNDS			PF-FO	Δ	TO	BLK	ST	PTS-AVG						
				FG-FGA	PCT	FG-FGA	PCT	FT-FTA	PCT	OFF-DEF	TOT-AVG													
2008-09	Pitt	29-0	186	15	31	.484	0	0	.000	4	10	.400	14	21	35	12	19	0	16	14	4	7	34	1.2
2009-10	Pitt	34-34	848	97	196	.495	5	16	.313	26	62	.419	68	121	189	5.6	86	2	53	51	11	13	225	6.6
2010-11	Pitt	31-21	748	115	210	.548	0	2	.000	60	114	.526	59	92	151	4.9	78	0	39	52	3	14	290	9.4
2011-12	Pitt	21-21	646	110	188	.585	0	2	.000	34	67	.507	63	79	142	6.8	54	1	47	52	5	15	254	12.1
Totals		115-76	2428	337	625	.539	5	20	.250	124	253	.490	204	313	517	4.5	237	3	155	169	23	49	803	7.0

BIG EAST STATISTICS

SEASON	TEAM	GP-GS	MIN	TOTAL			3-POINTERS			REBOUNDS			PF-FO	Δ	TO	BLK	ST	PTS-AVG						
				FG-FGA	PCT	FG-FGA	PCT	FT-FTA	PCT	OFF-DEF	TOT-AVG													
2008-09	Pitt	15-0	61	5	11	.455	0	0	.000	0	1	.000	4	9	13	0.9	8	0	4	8	2	2	10	0.7
2009-10	Pitt	18-18	403	41	90	.456	2	5	.400	14	25	.560	36	58	94	5.2	50	2	24	19	5	3	98	5.4
2010-11	Pitt	18-18	479	72	134	.537	0	2	.000	41	75	.547	38	50	88	4.9	45	0	26	36	3	11	185	10.3
Totals		51-36	943	118	235	.502	2	7	.286	55	101	.545	78	117	195	3.8	103	2	54	63	10	16	293	5.7



I • TRAY WOODALL

GUARD • 5-II • 190 • JR* • 2L • BROOKLYN, N.Y.-PATERSON, N.J./ST. ANTHONY H.S. (N.J.)

CAREER

- Appeared in 88 career games with 24 starts.
- One of only 17 players in school history to record 300 or more career assists.
- Ranked among school career leaders in assist:turnover ratio.
- Five career double-doubles.
- Has dished out at least one assist in 56 of his last 57 games. Previously had at least one assist in 44 straight games.

2011-12

- Started nine games at point guard on the year including each of the season's first seven games before being sidelined with a groin/abdomen injury.
- Registered four double-doubles (points-assists) on year.
- Reached double figure scoring in six games played.
- Missed 11 of a 12-game stretch with a groin/abdominal strain. Pitt went 5-7 during that stretch including a seven-game losing streak. Saw action vs. Notre Dame, 12/27 and returned to action in a start vs. Louisville, 1/21.
- Scored 17 points (6-8 FG), hit 4-4 3-pointers and dished out nine assists in 29 minutes of action vs. Providence, 1/25.
- Totaled his fourth double-double in six games with 12 points and 10 assists vs. Robert Morris, 11/27.

2011-12 GAME-BY-GAME														
Opp./Date	Min	Total FG-A	Pct	3-pt M-A	Pct	FT M-A	Pct	O-D-T	PF	Reb Δ	TO	Blk	Stl	Pts
Albany, N11	*28	9-13	.692	5-7	.714	2-2	1.000	2-4-6	1	10	3	1	2	25
Rider, N13	*36	6-13	.462	4-10	.400	1-2	.500	2-5-7	3	10	3	0	0	17
LBSU, N16	*26	5-6	.833	3-4	.750	4-5	.800	0-3-3	5	4	5	0	1	17
LaSalle, N22	*36	5-8	.625	2-3	.667	0-0	.000	0-3-3	4	10	4	3	1	12
at Penn., N25	*32	3-5	.600	0-2	.000	1-1	1.000	0-2-2	3	7	1	0	0	7
RMU, N27	*32	2-8	.250	1-5	.200	7-8	.875	0-0-0	3	10	3	0	0	12
vs. DU, N30	*33	3-10	.300	1-4	.250	2-2	1.000	1-2-3	3	7	6	0	0	9
at Tenn., D3	-	-	-	-	-	-	-	-	-	-	-	-	-	-
VMI, D6	-	-	-	-	-	-	-	-	-	-	-	-	-	-
vs. OSU, D10	-	-	-	-	-	-	-	-	-	-	-	-	-	-
SCState, D17	-	-	-	-	-	-	-	-	-	-	-	-	-	-
SFU, D20	-	-	-	-	-	-	-	-	-	-	-	-	-	-
Wagner, D23	-	-	-	-	-	-	-	-	-	-	-	-	-	-
at UND, D27	18	0-5	.000	0-3	.000	0-0	.000	0-0-0	0	2	2	0	0	0
UC, J1	-	-	-	-	-	-	-	-	-	-	-	-	-	-
at DePaul, J5	-	-	-	-	-	-	-	-	-	-	-	-	-	-
Rutgers, J11	-	-	-	-	-	-	-	-	-	-	-	-	-	-
at MU, J14	-	-	-	-	-	-	-	-	-	-	-	-	-	-
at SU, J16	-	-	-	-	-	-	-	-	-	-	-	-	-	-
UL, J21	*21	0-5	.000	0-3	.000	0-0	.000	0-1-1	2	2	3	0	1	0
PC, J25	*29	6-8	.750	4-4	1.000	1-2	.500	0-1-1	4	9	1	0	1	17
Gtown, J28	-	-	-	-	-	-	-	-	-	-	-	-	-	-
at WVU, J30	-	-	-	-	-	-	-	-	-	-	-	-	-	-
VU, F5	-	-	-	-	-	-	-	-	-	-	-	-	-	-
at USE, F8	-	-	-	-	-	-	-	-	-	-	-	-	-	-
at SHU, F12	-	-	-	-	-	-	-	-	-	-	-	-	-	-
WVU, F16	-	-	-	-	-	-	-	-	-	-	-	-	-	-
USE, F19	-	-	-	-	-	-	-	-	-	-	-	-	-	-
at UL, F26	-	-	-	-	-	-	-	-	-	-	-	-	-	-
SJU, F29	-	-	-	-	-	-	-	-	-	-	-	-	-	-
at UConn, M3	-	-	-	-	-	-	-	-	-	-	-	-	-	-

- Finished with 12 points and 10 assists for his third double-double, registered career-highs for blocks (3) and minutes played (36) vs. LaSalle, 11/22.
- Registered double-double with 17 points (4-10 3FG), 10 assists and seven rebounds vs. Rider, 11/13.
- Set career-highs for points (25), field goals (9-13), 3-point FG (5-7), along with 10 assists in a double-double in season opener vs. Albany, 11/11.

CAREER/SEASON NUMBERS

Double-Doubles:	5/4
Points-Rebounds:	0/0
Points-Assists:	5/4
20+ point games:	1/1
10+ point games:	17/6
10+ rebound games:	0/0
5+ rebound games:	9/2
10+ assist games:	5/4
5+ assist games:	29/8
30+ minute games:	12/5
40+ minute games:	0/0

CAREER HIGHS

Points: 25, Albany, 11/11/11.
 FG made: 9, Albany, 11/11/11.
 FG attempts: 13, two times- Rider, 11/13/11; Albany, 11/11/11.
 3FG Made: 5, Albany, 11/11/11.
 3FG attempts: 10, Rider, 11/13/11.
 FT made: 7, Wichita State, 11/23/09.
 FT attempts: 10, two times- vs. Tennessee, 12/11/10; Wichita State, 11/23/09.
 Rebounds: 7, two times- Rider, 11/13/11; West Virginia, 2/12/10.
 Off. Rebs.: 2, three times- last Rider, 11/13/11.
 Def. Rebs.: 6, three times- West Virginia, 2/12/10; Wichita State, 11/23/09; Eastern Kentucky, 11/19/09.
 Assists: 13, Binghamton, 11/17/09.
 Steals: 4, two times- Wichita State, 11/23/09; Indiana, Pa., 11/22/08.
 Blocks: 3, LaSalle, 11/22/11.
 Minutes: 36, three times- LaSalle, 11/22/11; Rider, 11/13/11; at West Virginia, 2/7/11.

2011-12 SEASON HIGHS

Points: 25, Albany, 11/11.
 Rebounds: 7, Rider, 11/13.
 Assists: 10, four times, last- Robert Morris, 11/27.
 Steals: 2, Albany, 11/11.
 Blocks: 3, LaSalle, 11/22.
 Minutes: 36, two times.

WOODALL'S CAREER STATISTICS

OVERALL STATISTICS

SEASON	TEAM	GP-GS	MIN	TOTAL			3-POINTERS			REBOUNDS			PF-FO	Δ	TO	BLK	ST	PTS-AVG						
				FG-FGA	PCT	PCT	FG-FGA	PCT	FT-FTA	PCT	OFF-DEF	TOT-AVG												
2008-09	Pitt	10-0	97	7	25	.280	1	12	.083	2	4	.500	0	10	10	1.0	16	0	17	6	0	6	17	1.7
2009-10	Pitt	34-11	687	60	155	.387	18	67	.269	31	46	.674	9	68	77	2.3	74	2	108	58	7	19	169	5.0
2010-11	Pitt	34-4	734	67	184	.364	24	82	.293	59	81	.728	8	69	77	2.3	85	2	117	50	2	26	217	6.4
2011-12	Pitt	10-9	291	39	81	.481	20	45	.444	18	22	.818	5	21	26	2.6	28	1	71	31	4	6	116	11.6
Totals		88-24	1809	173	445	.389	63	206	.306	110	153	.719	22	168	190	2.2	203	5	313	145	13	57	519	5.9

BIG EAST STATISTICS

SEASON	TEAM	GP-GS	MIN	TOTAL			3-POINTERS			REBOUNDS			PF-FO	Δ	TO	BLK	ST	PTS-AVG						
				FG-FGA	PCT	PCT	FG-FGA	PCT	FT-FTA	PCT	OFF-DEF	TOT-AVG												
2008-09	Pitt	0-0	0	0	0	.000	0	0	.000	0	0	.000	0	0	0	0.0	0	0	0	0	0	0	0.0	
2009-10	Pitt	18-1	293	23	54	.426	6	25	.240	15	21	.714	3	27	30	1.7	37	2	39	21	2	8	67	3.7
2010-11	Pitt	18-4	403	34	96	.354	13	46	.283	35	46	.761	4	42	46	2.6	50	2	52	31	2	10	116	6.4
Totals		36-5	696	57	150	.380	19	71	.268	50	67	.746	7	69	76	2.2	87	2	91	52	4	18	183	5.1



II • DANTE TAYLOR

FORWARD • 6-9 • 240 • JR • 2L • GREENBURGH, N.Y./NATIONAL CHRISTIAN ACADEMY (MD.)

CAREER

- Played in 86 games with nine career starts.

2011-12

- Started nine games at center.
- Reached double figure scoring in four games and double figure rebounding in three.
- Matched career-highs for rebounds (11) and offensive rebounds (seven) vs. Syracuse, 1/16.
- Played a career-high 29 minutes, grabbed 11 rebounds with two blocks vs. Cincinnati, 1/1.
- Scored 14 points, converted a career-high 7-10 field goals and grabbed eight rebounds (six offensive) vs. St. Francis, Pa., 12/20.
- Registered his second career double-double with a career-high 15 points and 11 rebounds and set then career-highs for assists (3) and minutes played (27) vs. Duquesne, 11/30.
- Missed two games (Penn and Robert Morris) due to migraine headaches caused by a collision in the LaSalle contest.
- Scored 11 points (4-5 FG) with six rebounds vs. LaSalle, 11/22.
- Made first career start in season opener vs. Albany, 11/11.

2011-12 GAME-BY-GAME

Opp./Date	Min	Total FG-A	Pct	3-pt M-A	Pct	FT M-A	Pct	O-D-T	PF	Δ	TO	Blk	Stl	Pts
Albany, N11 *24	3-7	.429	0-0	.000	1-2	.500	4-4-8	2	0	0	1	1	7	
Rider, N13 *26	4-8	.500	0-0	.000	0-1	.000	1-2-3	0	0	1	2	0	8	
LBSU, N16 *19	1-1	1.000	0-0	.000	0-0	.000	1-2-3	4	0	0	1	0	2	
LaSalle, N22 *22	4-5	.800	0-0	.000	3-4	.750	3-3-6	2	0	2	1	1	11	
at Penn, N25	-	-	-	-	-	-	-	-	-	-	-	-	-	
RMU, N27	-	-	-	-	-	-	-	-	-	-	-	-	-	
vs. DU, N30	27	6-6	1.000	0-0	.000	3-3	1.000	4-7-11	1	3	0	0	15	
at Tenn., D3	16	4-8	.500	0-0	.000	0-2	.000	2-3-5	2	0	0	0	8	
VMI, D6	23	3-4	.750	0-0	.000	4-5	.800	4-3-7	2	1	2	2	10	
vs. OSU, D10	24	4-7	.571	0-0	.000	0-2	.000	4-3-7	1	0	2	4	18	
SCState, D17 *25	1-3	.333	0-0	.000	0-0	.000	0-4-4	2	0	1	1	0	2	
SFU, D20 *21	7-10	.700	0-0	.000	0-0	.000	6-2-8	2	1	0	1	1	14	
Wagner, D23 *21	3-4	.750	0-0	.000	0-3	.000	4-1-5	2	1	1	0	0	6	
at UN, D27 *13	2-3	.667	0-0	.000	0-0	.000	0-4-4	4	1	1	0	1	4	
UC, J1 *29	0-4	.000	0-1	.000	2-2	1.000	5-6-11	1	0	3	2	0	2	
at DePaul, J5	10	3-3	1.000	0-0	.000	3-4	.750	2-3-5	4	0	1	0	9	
Rutgers, J11	15	0-1	.000	0-0	.000	0-0	.000	1-2-3	1	0	0	0	1	
at MU, J14	4	0-0	.000	0-0	.000	0-0	.000	2-0-2	3	0	1	0	0	
at SU, J16	17	2-7	.286	0-0	.000	0-0	.000	7-4-11	0	1	2	1	4	
UL, J21	19	4-5	.800	0-0	.000	0-1	.000	4-1-5	3	0	2	0	8	
PC, J25	14	1-4	.250	0-0	.000	2-2	1.000	2-0-2	3	0	2	0	4	
Gtown, J28	-	-	-	-	-	-	-	-	-	-	-	-	-	
at WVU, J30	-	-	-	-	-	-	-	-	-	-	-	-	-	
VU, F5	-	-	-	-	-	-	-	-	-	-	-	-	-	
at USE, F8	-	-	-	-	-	-	-	-	-	-	-	-	-	
at SHU, F12	-	-	-	-	-	-	-	-	-	-	-	-	-	
WVU, F16	-	-	-	-	-	-	-	-	-	-	-	-	-	
USE, F19	-	-	-	-	-	-	-	-	-	-	-	-	-	
at UL, F26	-	-	-	-	-	-	-	-	-	-	-	-	-	
SJU, F29	-	-	-	-	-	-	-	-	-	-	-	-	-	
at UConn, M3	-	-	-	-	-	-	-	-	-	-	-	-	-	

CAREER/SEASON NUMBERS

Double-Doubles:	2/1
Points-Rebounds:	2/1
Points-Assists:	0/0
20+ point games:	0/0
10+ point games:	11/4
10+ rebound games:	8/3
5+ rebound games:	36/11
5+ assist games:	0/0
30+ minute games:	0/0
40+ minute games:	0/0

CAREER HIGHS

Points: 15, vs. Duquesne, 11/30/11.
 FG made: 7, St. Francis, Pa., 12/20/11.
 FG attempts: 10, St. Francis, Pa., 12/20/11.
 3FG Made: None.
 3FG attempts: 1, Cincinnati, 1/1/12.
 FT made: 5, Youngstown State, 11/28/09.
 FT attempts: 8, vs. Duquesne, 12/2/09.
 Rebounds: 12, Eastern Kentucky, 11/19/09.
 Off. Rebs.: 7 three times- at Syracuse, 1/16/12; Illinois-Chicago, 11/10/10; North Florida, 11/13/10.
 Def. Rebs.: 8, New Hampshire, 12/4/09.
 Assists: 3, vs. Duquesne, 11/30/11.
 Steals: 2, at Cincinnati, 1/4/10.
 Blocks: 4, two times- vs. Oklahoma State, 12/10/11; Eastern Kentucky, 11/19/09.
 Minutes: 29, Cincinnati, 1/1/12.

2011-12 SEASON HIGHS

Points: 15, vs. Duquesne, 11/30.
 Rebounds: 11, three times- at Syracuse, 1/16; Cincinnati, 1/1; vs. Duquesne, 11/30.
 Assists: 3, vs. Duquesne, 11/30.
 Steals: 1, five times.
 Blocks: 4, vs. Oklahoma State, 12/10/11.
 Minutes: 29, Cincinnati, 1/1.


TAYLOR'S CAREER STATISTICS

OVERALL STATISTICS

SEASON	TEAM	GP-GS	MIN	TOTAL		3-POINTERS		FT-FTA		REBOUNDS		PF-FO	Δ	TO	BLK	ST	PTS-AVG							
				FG-FGA	PCT	FG-FGA	PCT	PCT	PCT	OFF-DEF	TOT-AVG													
2009-10	Pitt	34-0	474	52	89	.584	0	0	.000	35	61	.574	62	65	127	3.7	56	0	4	18	20	15	139	4.1
2010-11	Pitt	33-0	497	69	112	.616	0	0	.000	29	52	.558	70	78	148	4.5	74	1	11	16	22	4	167	5.1
2011-12	Pitt	19-9	369	52	90	.578	0	1	.000	18	31	.581	56	54	110	5.8	39	0	8	21	16	8	122	6.4
Totals		86-9	1340	173	291	.595	0	1	.000	82	144	.569	188	197	385	4.5	169	1	23	55	58	27	428	5.0

BIG EAST STATISTICS

SEASON	TEAM	GP-GS	MIN	TOTAL		3-POINTERS		FT-FTA		REBOUNDS		PF-FO	Δ	TO	BLK	ST	PTS-AVG							
				FG-FGA	PCT	FG-FGA	PCT	PCT	PCT	OFF-DEF	TOT-AVG													
2009-10	Pitt	18-0	213	28	43	.651	0	0	.000	9	17	.529	27	19	46	2.6	32	0	1	12	8	9	65	3.6
2010-11	Pitt	17-0	246	22	42	.524	0	0	.000	14	25	.560	18	40	58	3.4	38	1	5	7	9	2	58	3.4
Totals		35-0	213	50	85	.588	0	0	.000	23	42	.578	45	59	104	3.0	70	1	6	19	17	11	123	3.5



21 • LAMAR PATTERSON

FORWARD • 6-5 • 221 • SO* • IL • LANCASTER, PA./ST. BENEDICT'S PREP/J.P. McCASKEY H.S.

CAREER

- Played in 61 career games with 19 starts.

2011-12

- Started 19 games at small forward.
- Registered one double-double.
- Reached double figure scoring in nine games on year.
- Surpassed or tied career-highs for rebounds (11), offensive rebounds (four) and steals (three) and scored nine points vs. Providence, 1/25.
- Led team with 14 points (6-9 FG), hit 2-3 3-pointers, tied a career-high with seven assists and grabbed five rebounds vs. Louisville, 1/21.
- Scored 10 points with five rebounds at Syracuse, 1/16.
- Scored 10 points and grabbed nine rebounds at DePaul, 1/5.
- Finished with 13 points, hit a career-high 3-6 3-pointers in 32 minutes vs. Cincinnati, 1/1.
- Scored 11 points, finished with a career-high three steals vs. St. Francis, Pa., 12/20.
- Tied or surpassed career-highs for minutes (33), field goals made (7-11) and points (16) vs. South Carolina State, 12/17.
- Registered his first career double-double with 12 points and a career-high 10 rebounds along with a career-high seven

2011-12 GAME-BY-GAME														
Opp./Date	Min	Total FG-A	Pct	3-pt M-A	Pct	FT M-A	Pct	O-D-T	PF	Reb Δ	TO	Blk	Stl	Pts
Albany, N11	*26	2-5	.400	2-3	.667	0-0	.000	2-5-7	2	6	1	0	1	6
Rider, N13	*20	1-4	.250	1-4	.250	1-2	.500	2-6-8	3	5	0	1	1	4
LBSU, N16	*33	5-12	.417	2-4	.500	4-4	1.000	1-4-5	1	4	1	0	2	16
LaSalle, N22	*21	1-5	.200	1-2	.500	1-2	.500	1-3-4	3	4	2	1	0	4
at Penn, N25	-	-	-	-	-	-	-	-	-	-	-	-	-	-
RMU, N27	-	-	-	-	-	-	-	-	-	-	-	-	-	-
vs. DU, N30	*20	3-7	.429	2-3	.667	2-2	1.000	1-1-2	5	1	4	0	0	10
at Tenn., D3	*31	3-6	.500	2-3	.667	0-1	.000	0-1-1	1	3	1	0	0	8
VMI, D6	*21	3-10	.300	1-3	.333	0-0	.000	2-4-6	0	6	1	0	0	7
vs. OSU, D10	*31	4-10	.400	1-3	.333	3-4	.750	0-10-10	3	7	0	0	0	12
SCState, D17	*33	7-11	.636	2-5	.400	0-2	.000	3-3-6	2	3	1	2	1	16
SFU, D20	*20	4-7	.571	0-1	.000	3-3	1.000	1-4-5	1	4	1	1	3	11
Wagner, D23	*34	1-9	.111	1-5	.200	3-4	.750	3-3-6	2	4	4	0	2	6
at UND, D27	*28	3-8	.375	0-2	.000	2-2	1.000	1-5-6	3	1	2	0	1	8
UC, J1	*32	4-10	.400	3-6	.500	2-2	1.000	3-1-4	3	3	1	0	1	13
at DePaul, J5	*29	4-13	.308	1-2	.500	1-4	.250	3-6-9	3	2	3	0	2	10
Rutgers, J11	*23	1-7	.143	0-0	.000	0-0	.000	3-2-5	3	1	2	0	1	2
at MU, J14	*28	3-7	.429	1-3	.333	0-0	.000	4-3-7	1	2	4	0	1	7
at SU, J16	*27	3-6	.500	0-3	.000	4-7	.571	4-1-5	5	3	2	0	0	10
UL, J21	*33	6-9	.667	2-3	.667	0-0	.000	2-3-5	3	7	1	0	1	14
PC, J25	*31	3-8	.375	1-2	.500	2-2	1.000	4-7-11	1	2	2	1	3	9
Gtown, J28	-	-	-	-	-	-	-	-	-	-	-	-	-	-
at WVU, J30	-	-	-	-	-	-	-	-	-	-	-	-	-	-
VU, F5	-	-	-	-	-	-	-	-	-	-	-	-	-	-
at USE, F8	-	-	-	-	-	-	-	-	-	-	-	-	-	-
at SHU, F12	-	-	-	-	-	-	-	-	-	-	-	-	-	-
WVU, F16	-	-	-	-	-	-	-	-	-	-	-	-	-	-
USE, F19	-	-	-	-	-	-	-	-	-	-	-	-	-	-
at UL, F26	-	-	-	-	-	-	-	-	-	-	-	-	-	-
SJU, F29	-	-	-	-	-	-	-	-	-	-	-	-	-	-
at UConn, M3	-	-	-	-	-	-	-	-	-	-	-	-	-	-

- assists in 31 minutes vs. Oklahoma State, 12/10.
- Scored 10 points (2-3 3FG) in start vs. Duquesne, 11/30.
- Set then career-highs for points (16) and field goals (5-12) vs. Long Beach State, 11/16.
- Made first career start, finished with six points, seven rebounds and six assists in season opener vs. Albany, 11/11.

CAREER/SEASON NUMBERS	
Double-Doubles:	1/1
Points-Rebounds:	1/1
20+ point games:	0/0
10+ point games:	11/9
10+ rebound games:	2/2
5+ rebound games:	18/15
10+ assist games:	1/1
5+ assist games:	6/5
30+ minute games:	7/7
40+ minute games:	0/0

CAREER HIGHS	
Points:	16, two times- South Carolina State, 12/17/11; Long Beach State, 11/16/11.
FG made:	7, South Carolina State, 12/17/11.
FG attempts:	13, at DePaul, 1/5/12.
3FG Made:	3, Cincinnati, 1/1/12.
3FG attempts:	6, Cincinnati, 1/1/12.
FT made:	4, two times- Long Beach State, 11/16/11; Villanova, 3/5/11.
FT attempts:	7, at Syracuse, 1/16/12.
Rebounds:	11, Providence, 1/25/12.
Off. Rebs.:	4, four times- Providence, 1/25/12; at Syracuse, 1/16/12; at Marquette, 1/14/12; North Florida, 11/13/10.
Def. Rebs.:	10, vs. Oklahoma State, 12/10/11.
Assists:	7, two times- Louisville, 1/21/12; vs. Oklahoma State, 12/10/11.
Steals:	3, two times- Providence, 1/25/12; St. Francis, Pa., 12/20/11.
Blocks:	2, two times- South Carolina State, 12/17/11; West Virginia, 2/24/11.
Minutes:	34, Wagner, 12/23/11.
2011-12 SEASON HIGHS	
Points:	16, two times- South Carolina State, 12/17; Long Beach State, 11/16.
Rebounds:	11, Providence, 1/25.
Assists:	7, two times- Louisville, 1/21/12; vs. Oklahoma State, 12/10/11.
Steals:	3, two times- Providence, 1/25/12; St. Francis, Pa., 12/20.
Blocks:	2, South Carolina State, 12/17.
Minutes:	34, Wagner, 12/23.

PATTERSON'S CAREER STATISTICS

OVERALL STATISTICS

SEASON	TEAM	GP-GS	MIN	TOTAL			3-POINTERS			REBOUNDS			PF-FO	Δ	TO	BLK	ST	PTS-AVG						
				FG-FGA	PCT	PCT	FG-FGA	PCT	PCT	FT-FTA	PCT	OFF-DEF							TOT-AVG					
2009-10	Pitt	10-0	104	6	24	.250	5	11	.455	6	11	.545	4	8	12	1.2	8	0	4	5	4	3	23	2.3
2010-11	Pitt	32-0	401	28	82	.341	8	36	.222	20	29	.690	35	29	64	2.0	35	0	42	24	5	14	84	2.6
2011-12	Pitt	19-19	521	61	154	.396	23	57	.404	28	41	.683	40	72	112	5.9	45	2	68	33	6	20	173	9.1
Totals		61-19	1026	95	260	.365	36	104	.346	54	81	.667	79	109	188	3.1	88	2	114	62	15	37	280	4.6

BIG EAST STATISTICS

SEASON	TEAM	GP-GS	MIN	TOTAL			3-POINTERS			REBOUNDS			PF-FO	Δ	TO	BLK	ST	PTS-AVG						
				FG-FGA	PCT	PCT	FG-FGA	PCT	PCT	FT-FTA	PCT	OFF-DEF							TOT-AVG					
2010-11	Pitt	16-0	205	14	30	.467	4	10	.400	13	18	.722	12	20	32	2.0	15	0	23	9	2	9	45	2.8
Totals		16-0	205	14	30	.467	4	10	.400	13	18	.722	12	20	32	2.0	15	0	23	9	2	9	45	2.8



42 • TALIB ZANNA

FORWARD • 6-9 • 230 • SO* • IL • KADUNA, NIGERIA/BISHOP McNAMARA H.S. (MD.)

CAREER

- Played in 49 games with 19 career starts.
- Four career double-doubles.

2011-12

- Saw action in all 21 games with six starts.
- Started each of the last six games at center.
- Scored nine points (3-5 FG) with five rebounds vs. Providence, 1/25.
- Finished with nine points and six rebounds at Syracuse, 1/16.
- Notched career-highs for minutes (29) and steals (three) at Marquette, 1/14.
- Registered three double-doubles on year, four double figure scoring games and three double figure rebounding contests.
- Scored a career-high 16 points (8-8 FG) with seven rebounds in his first start of the year at DePaul, 1/5.
- Led Pitt with 13 points and 12 rebounds in registering his third double-double of the year and also surpassed career-highs for field goal attempts (10), offensive rebounds (8) and minutes played (28) at Notre Dame, 12/27.
- Finished with 12 points and 14

2011-12 GAME-BY-GAME

Opp./Date	Min	Total FG-A	Pct	3-pt M-A	Pct	FT M-A	Pct	O-D-T	PF	Δ	TO	Blk	Stl	Pts
Albany, N11	14	2-2	1.000	0-0	.000	1-2	.500	1-2-3	3	0	0	0	0	5
Rider, N13	14	1-2	.500	0-0	.000	0-2	.000	6-1-7	1	1	1	0	0	2
LBSU, N16	20	0-2	.000	0-0	.000	0-0	.000	4-2-6	4	0	0	0	0	0
LaSalle, N22	16	0-1	.000	0-0	.000	2-4	.500	1-2-3	1	1	3	1	0	2
at Penn., N25	13	4-4	1.000	0-0	.000	0-0	.000	0-2-2	2	1	0	0	0	8
RMU, N27	24	5-8	.625	0-0	.000	0-0	.000	7-8-15	3	0	1	1	0	10
vs. DU, N30	13	2-2	1.000	0-0	.000	1-4	.250	1-0-1	3	1	0	0	0	5
at Tenn., D3	16	0-0	.000	0-0	.000	1-2	.500	0-2-2	2	0	0	0	0	1
VMI, D6	17	4-6	.667	0-0	.000	0-1	.000	1-6-7	3	0	2	1	0	8
vs. OSU, D10	11	1-1	1.000	0-0	.000	0-0	.000	2-2-4	0	1	0	0	0	2
SCState, D17	26	4-6	.667	0-0	.000	4-6	.667	5-9-14	2	0	3	0	0	12
SFU, D20	16	3-5	.600	0-0	.000	0-0	.000	1-4-5	0	1	0	0	0	6
Wagner, D23	20	2-4	.500	0-0	.000	2-2	1.000	4-2-6	1	0	0	0	1	6
at UNC, D27	28	5-10	.500	0-0	.000	3-4	.750	8-4-12	2	0	2	1	0	13
UC, J1	9	1-2	.500	0-0	.000	0-0	.000	2-2-4	1	0	1	0	0	2
at DePaul, J5	*24	8-8	1.000	0-0	.000	0-0	.000	3-4-7	3	0	1	0	0	16
Rutgers, J11	*25	2-7	.286	0-0	.000	2-3	.667	1-1-2	2	0	0	1	1	6
at MU, J14	*29	1-2	.500	0-0	.000	0-0	.000	1-4-5	2	0	2	0	3	2
at SU, J16	*22	3-8	.375	0-0	.000	3-4	.750	3-3-6	3	0	0	0	1	9
UL, J21	*19	3-6	.500	0-0	.000	1-3	.333	3-3-6	4	0	0	0	0	7
PC, J25	*26	3-5	.600	0-0	.000	3-4	.750	2-3-5	2	2	1	1	0	9
Gtown, J28														
at WVU, J30														
VU, F5														
at USE, F8														
at SHU, F12														
WVU, F16														
USE, F19														
at UL, F26														
SJU, F29														
at UConn, M3														

CAREER HIGHS

Points: 16, at DePaul, 1/5/12.
 FG made: 8, at DePaul, 1/5/12.
 FG attempts: 10, at Notre Dame, 12/27/11.
 3FG Made: None.
 3FG attempts: 1, North Florida, 11/13/10.
 FT made: 4, four times- South Carolina State, 12/17/11; Seton Hall, 1/15/11; Rider, 12/4/10; vs. Maryland, 11/18/10.
 FT attempts: 7, vs. Maryland, 11/18/10.
 Rebounds: 15, Robert Morris, 11/27/11.
 Off. Rebs.: 8, at Notre Dame, 12/27/11.
 Def. Rebs.: 9, two times- South Carolina State, 12/17/11; vs. Maryland, 11/18/10.
 Assists: 2, two times- Providence, 1/25/12; Maryland Eastern Shore, 12/18/10.
 Steals: 3, at Marquette, 1/14/12.
 Blocks: 2, Rhode Island, 11/8/10.
 Minutes: 29, at Marquette, 1/14/12.

2011-12 SEASON HIGHS

Points: 16, at DePaul, 1/5.
 Rebounds: 15, Robert Morris, 11/27.
 Assists: 2, Providence, 1/25.
 Steals: 3, at Marquette, 1/14.
 Blocks: 1, six times.
 Minutes: 29, at Marquette, 1/14/12.

CAREER/SEASON NUMBERS

Double-Doubles: 4/3
 Points-Rebounds: 4/3
 20+ point games: 0/0
 10+ point games: 8/4
 10+ rebound games: 5/3
 5+ rebound games: 21/13
 10+ assist games: 0/0
 5+ assist games: 0/0
 30+ minute games: 0/0
 40+ minute games: 0/0

rebounds (five offensive) vs. South Carolina State, 12/17.

- Registered his second career double-double with 10 points (5-8 FG) and a career-high 15 rebounds (seven offensive) in a career-high 24 minutes vs. Robert Morris, 11/27.


ZANNA'S CAREER STATISTICS

OVERALL STATISTICS

SEASON	TEAM	GP-GS	MIN	TOTAL		3-POINTERS		FT-FTA		REBOUNDS				PF-FO	Δ	TO	BLK	ST	PTS-AVG					
				FG-FGA	PCT	FG-FGA	PCT	PCT	PCT	OFF-DEF	TOT-AVG													
2009-10	Pitt	1-0	3	0	0	0	0	0	0	0	0	0	0	0	0	0	0	0	0.0					
2010-11	Pitt	27-13	319	40	71	.563	0	1	.000	20	42	.476	43	50	93	3.4	43	0	5	17	9	7	100	3.7
2011-12	Pitt	21-6	402	54	91	.593	0	0	.000	23	41	.561	56	66	122	5.8	44	0	8	17	6	6	131	6.2
Totals		49-19	724	94	162	.580	0	1	.000	43	83	.518	99	116	215	4.4	88	0	13	34	15	13	231	4.7

BIG EAST STATISTICS

SEASON	TEAM	GP-GS	MIN	TOTAL		3-POINTERS		FT-FTA		REBOUNDS				PF-FO	Δ	TO	BLK	ST	PTS-AVG					
				FG-FGA	PCT	FG-FGA	PCT	PCT	PCT	OFF-DEF	TOT-AVG													
2010-11	Pitt	14-0	100	11	23	.478	0	0	.000	6	13	.462	12	13	25	1.8	14	0	2	9	2	4	28	2.0
Totals		14-0	100	11	23	.478	0	0	.000	6	13	.462	12	13	25	1.8	14	0	2	9	2	4	28	2.0



44 • J.J. MOORE

FORWARD • 6-6 • 205 • SO • IL • BRENTWOOD, N.Y./SOUTH KENT PREP (CONN.)/BRENTWOOD H.S.

CAREER

- Played in 43 career games with two starts.

2011-12

- Played in 20 games with two starts on year (Penn and Robert Morris).
- Reached double figure scoring in four games on year.
- Scored 15 points (6-11 FG) with six rebounds in 27 minutes vs. St. Francis, Pa., 12/20.
- Scored a season-high 16 points (5-8 FG), hit a career-high 4-6 3-pointers with five rebounds off the bench vs. VMI, 12/6.
- Made first career start, played in a career-high 31 minutes, scored 12 points (5-9 FG) and grabbed six rebounds at Penn, 11/25.
- Converted a then career-high three 3-pointers (3-3), scored nine points off the bench vs. LaSalle, 11/22.

2011-12 GAME-BY-GAME

Opp./Date	Min	Total		3-pt		FT		Reb		PF	Δ	TO	Blk	Stl	Pts
		FG-A	Pct	M-A	Pct	M-A	Pct	O-D-T							
Albany, N11	-	-	-	-	-	-	-	-	-	-	-	-	-	-	-
Rider, N13	9	1-4	.250	0-3	.000	1-2	.500	1-1-2	1	0	1	0	0	0	3
LBSU, N16	7	0-0	.000	0-0	.000	0-0	.000	0-1-1	1	1	1	0	0	0	0
LaSalle, N22	19	3-5	.600	3-3	1.000	0-0	.000	0-6-6	0	1	1	0	0	0	9
at Penn, N25	*31	5-9	.556	1-3	.333	1-2	.500	2-4-6	0	1	2	0	1	12	12
RMU, N27	*22	3-9	.333	2-6	.333	0-0	.000	0-1-1	2	0	1	0	0	0	8
vs. DU, N30	16	1-6	.167	1-2	.500	2-2	1.000	1-3-4	0	1	2	0	0	0	5
at Tenn., D3	9	0-2	.000	0-1	.000	0-0	.000	0-0-0	0	0	0	0	1	0	0
VMI, D6	19	5-8	.625	4-6	.667	2-2	1.000	1-4-5	1	1	1	0	1	16	16
vs. OSU, D10	9	1-3	.333	0-1	.000	3-3	1.000	0-4-4	3	1	0	0	0	0	5
SCState, D17	14	3-7	.429	1-4	.250	0-0	.000	2-0-2	1	1	0	1	0	7	7
SFU, D20	27	6-11	.545	1-4	.250	2-3	.667	2-4-6	1	0	1	1	1	15	15
Wagner, D23	17	1-2	.500	0-1	.000	2-2	1.000	0-3-3	3	0	2	0	0	4	4
at UND, D27	15	0-3	.000	0-3	.000	0-0	.000	1-2-3	2	0	0	0	0	0	0
UC, J1	14	1-3	.333	0-1	.000	0-0	.000	1-3-4	0	0	2	1	0	2	2
at DePaul, J5	19	2-6	.333	0-3	.000	3-3	1.000	0-5-5	2	0	1	0	0	7	7
Rutgers, J11	24	2-10	.200	2-6	.333	4-4	1.000	0-1-1	3	0	3	0	0	10	10
at MU, J14	15	2-5	.400	0-3	.000	2-3	.667	0-1-1	2	0	1	0	0	6	6
at SU, J16	12	2-7	.286	1-4	.250	2-2	1.000	1-0-1	1	0	2	0	1	7	7
UL, J21	12	1-4	.250	0-2	.000	0-1	.000	0-2-2	1	0	1	0	1	2	2
PC, J25	13	1-3	.333	0-1	.000	2-2	1.000	1-4-5	1	0	0	1	1	4	4
Gtown, J28															
at WVU, J30															
VU, F5															
at USE, F8															
at SHU, F12															
WVU, F16															
USE, F19															
at UL, F26															
SJU, F29															
at UConn, M3															

CAREER HIGHS

Points: 19, North Florida, 11/13/10.
 FG made: 8, North Florida, 11/13/10.
 FG attempts: 12, North Florida, 11/13/10.
 3FG Made: 4, VMI, 12/6/11.
 3FG attempts: 6, two times- VMI, 12/6/11; Robert Morris, 11/27/11.
 FT made: 3, three times- at DePaul, 1/5/12; vs. Oklahoma State, 12/10/11; Connecticut, 12/27/10.
 FT attempts: 3, seven times- at DePaul, 1/5/12; St. Francis, Pa., 12/20/11; vs. Oklahoma State, 12/10/11; at Villanova, 2/12/11; at West Virginia, 2/7/11; Connecticut, 12/27/10; North Florida, 11/13/10.
 Rebounds: 8, North Florida, 11/13/10.
 Off. Rebs.: 7, North Florida, 11/13/10.
 Def. Rebs.: 6, LaSalle, 11/22/11.
 Assists: 3, two times- Delaware State, 12/8/10; North Florida, 11/13/10.
 Steals: 2, Delaware State, 12/8/10.
 Blocks: 1, two times.
 Minutes: 31, at Penn, 11/25/11.

CAREER/SEASON NUMBERS

Double-Doubles: 0/0
 Points-Rebounds: 0/0
 20+ point games: 0/0
 10+ point games: 8/4
 10+ rebound games: 0/0
 5+ rebound games: 8/6
 10+ assist games: 0/0
 5+ assist games: 0/0
 30+ minute games: 1/1
 40+ minute games: 0/0

2011-12 SEASON HIGHS

Points: 16, VMI, 12/6.
 Rebounds: 6, three times.
 Assists: 1, seven times.
 Steals: 1, five times.
 Blocks: 1, three times.
 Minutes: 31, at Penn, 11/25.

MOORE'S CAREER STATISTICS

OVERALL STATISTICS

SEASON	TEAM	GP-GS	MIN	TOTAL		3-POINTERS		FT-FTA		REBOUNDS			PF-FO	Δ	TO	BLK	ST	PTS-AVG			
				FG-FGA	PCT	FG-FGA	PCT	PCT	PCT	OFF-DEF	TOT-AVG										
2010-11	Pitt	23-0	183	31	.70	8	.26	16	.23	14	15	29	13	13	0	10	12	0	7	86	3.7
2011-12	Pitt	20-2	323	40	.107	16	.374	26	.31	13	49	62	3.1	25	0	7	22	4	7	122	6.1
Totals		43-2	506	71	.177	40	.289	42	.54	27	64	91	2.1	38	0	17	34	4	14	208	4.8

BIG EAST STATISTICS

SEASON	TEAM	GP-GS	MIN	TOTAL		3-POINTERS		FT-FTA		REBOUNDS			PF-FO	Δ	TO	BLK	ST	PTS-AVG			
				FG-FGA	PCT	FG-FGA	PCT	PCT	PCT	OFF-DEF	TOT-AVG										
2010-11	Pitt	10-0	65	6	.21	2	.286	11	.15	7	7	7	0.7	6	0	0	5	0	3	25	2.5
Totals		10-0	65	6	.21	2	.286	11	.15	7	7	7	0.7	6	0	0	5	0	3	25	2.5



14 • NICK RIVERS

GUARD • 6-0 • 180 • SR • 2L • PHOENIX, ARIZ./BROPHY PREP

CAREER

- Walk-on, two-year letterwinner.
- Played in 21 career games and logged 34 career minutes.
- Scored 12 career points.
- Two-time Big East Academic All-Star.

2011-12

- Played in four games off the bench (Albany, 11/11, VMI, 12/6, St. Francis, Pa., 12/20, at Syracuse, 1/16).
- Hit a 3-pointer in two minutes vs. Albany, 11/11.

2011-12 GAME-BY-GAME

Opp./Date	Min	Total		3-pt		FT		Reb		PF	Δ	TO	Blk	Stl	Pts
		FG-Δ	Pct	M-Δ	Pct	M-Δ	Pct	O-D-T							
Albany, N11	2	1-2	.500	1-2	.500	0-0	.000	0-1-1	0	0	0	0	0	0	3
Rider, N13	-	-	-	-	-	-	-	-	-	-	-	-	-	-	-
LBSU, N16	-	-	-	-	-	-	-	-	-	-	-	-	-	-	-
LaSalle, N22	-	-	-	-	-	-	-	-	-	-	-	-	-	-	-
at Penn., N25	-	-	-	-	-	-	-	-	-	-	-	-	-	-	-
RMU, N27	-	-	-	-	-	-	-	-	-	-	-	-	-	-	-
vs. DU, N30	-	-	-	-	-	-	-	-	-	-	-	-	-	-	-
at Tenn., D3	-	-	-	-	-	-	-	-	-	-	-	-	-	-	-
VMI, D6	1	0-1	.000	0-1	.000	0-0	.000	0-0-0	0	0	1	0	0	0	0
vs. OSU, D10	-	-	-	-	-	-	-	-	-	-	-	-	-	-	-
SCState, D17	-	-	-	-	-	-	-	-	-	-	-	-	-	-	-
SFU, D20	2	0-0	.000	0-0	.000	0-0	.000	0-0-0	0	0	1	0	0	0	0
Wagner, D23	-	-	-	-	-	-	-	-	-	-	-	-	-	-	-
at UND, D27	-	-	-	-	-	-	-	-	-	-	-	-	-	-	-
UC, J1	-	-	-	-	-	-	-	-	-	-	-	-	-	-	-
at DePaul, J5	-	-	-	-	-	-	-	-	-	-	-	-	-	-	-
Rutgers, J11	-	-	-	-	-	-	-	-	-	-	-	-	-	-	-
at MU, J14	-	-	-	-	-	-	-	-	-	-	-	-	-	-	-
at SU, J16	1	0-0	.000	0-0	.000	0-0	.000	0-0-0	0	0	0	0	0	0	0
UL, J21	-	-	-	-	-	-	-	-	-	-	-	-	-	-	-
PC, J25	-	-	-	-	-	-	-	-	-	-	-	-	-	-	-
Gtown, J28	-	-	-	-	-	-	-	-	-	-	-	-	-	-	-
at WVU, J30	-	-	-	-	-	-	-	-	-	-	-	-	-	-	-
VU, F5	-	-	-	-	-	-	-	-	-	-	-	-	-	-	-
at USE, F8	-	-	-	-	-	-	-	-	-	-	-	-	-	-	-
at SHU, F12	-	-	-	-	-	-	-	-	-	-	-	-	-	-	-
WVU, F16	-	-	-	-	-	-	-	-	-	-	-	-	-	-	-
USE, F19	-	-	-	-	-	-	-	-	-	-	-	-	-	-	-
at UL, F26	-	-	-	-	-	-	-	-	-	-	-	-	-	-	-
SJU, F29	-	-	-	-	-	-	-	-	-	-	-	-	-	-	-
at UConn, M3	-	-	-	-	-	-	-	-	-	-	-	-	-	-	-

CAREER HIGHS

Points: 3, three times- Albany, 11/11/11; North Florida 11/13/10; Ohio, 12/22/09.
 FG made: 1, four times- Albany, 11/11/11; North Florida 11/13/10; Maryland Eastern Shore, 12/18/10; Ohio, 12/22/09.
 FG attempts: 3, North Florida, 11/13/10.
 3FG Made: 1, three times- Albany, 11/11/11; North Florida 11/13/10; Ohio, 12/22/09.
 3FG attempts: 2, two times- Albany, 11/11/11; North Florida, 11/13/10.
 FT made: 1, Mount St. Mary's, 12/19/09.
 FT attempts: 2, Mount St. Mary's, 12/19/09.
 Rebounds: 1, three times- Albany, 11/11/11; North Florida, 11/13/10; Ohio, 12/22/09.
 Off. Rebs.: None.
 Def. Rebs.: 1, three times- Albany, 11/11/11; North Florida, 11/13/10; Ohio, 12/22/09.
 Assists: 3, North Florida, 11/13/10.
 Steals: 1, North Florida, 11/13/10.
 Blocks: None.
 Minutes: 6, North Florida, 11/13/10.

2011-12 SEASON HIGHS

Points: 3, Albany, 11/11.
 Rebounds: 1, Albany, 11/11.
 Assists: None.
 Steals: None.
 Blocks: None.
 Minutes: 2, two times.

RIVERS' CAREER STATISTICS

OVERALL STATISTICS

SEASON	TEAM	GP-GS	MIN	TOTAL		3-POINTERS		FT-FTA		REBOUNDS			PF-FO	Δ	TO	BLK	ST	PTS-AVG						
				FG-FGA	PCT	FG-FGA	PCT	FT-FTA	PCT	OFF-DEF	TOT-AVG													
2009-10	Pitt	5-0	6	1	3	.333	1	2	.500	1	2	.500	0	1	1	0.2	1	0	0	4	0.8			
2010-11	Pitt	12-0	23	2	9	.222	1	3	.333	0	0	.000	0	1	1	0.1	1	0	6	1	0	1	5	0.4
2011-12	Pitt	4-0	5	1	3	.333	1	3	.333	0	0	.000	0	1	1	0.3	0	0	0	2	0	0	3	0.8
Totals		21-0	34	4	15	.267	3	8	.375	1	2	.500	0	3	3	0.2	2	0	6	3	0	1	12	0.6



2 • ISAAH EPPS

GUARD • 6-2 • 185 • FR* • RS • PLAINFIELD, N.J./HARGRAVE MILITARY ACADEMY/PLAINFIELD H.S.

CAREER

- Redshirted 2010-11 season.

2011-12

- Played in 14 games with two starts (at Marquette and at Syracuse) at point guard.
- Started first career game, played a career-high 26 minutes with two assists and two steals at Marquette, 1/14.
- Finished with a then career-high four assists vs. Rutgers, 1/11.
- Played in a then career-high 13 minutes with two assists vs. St. Francis, Pa., 12/20.
- Finished with then career-highs for assists (3) and minutes (9) vs. VMI, 12/6.

2011-12 GAME-BY-GAME

Opp./Date	Min	Total		3-pt		FT		Reb		PF	Δ	TO	Blk	Stl	Pts
		FG-Δ	Pct	M-Δ	Pct	M-Δ	Pct	O-D-T							
Albany, N11	6	1-2	.500	0-1	.000	0-0	.000	1-0-1	2	1	0	0	0	0	2
Rider, N13	-	-	-	-	-	-	-	-	-	-	-	-	-	-	-
LBSU, N16	-	-	-	-	-	-	-	-	-	-	-	-	-	-	-
LaSalle, N22	-	-	-	-	-	-	-	-	-	-	-	-	-	-	-
at Penn, N25	-	-	-	-	-	-	-	-	-	-	-	-	-	-	-
RMU, N27	-	-	-	-	-	-	-	-	-	-	-	-	-	-	-
vs. DU, N30	1	0-0	.000	0-0	.000	0-0	.000	0-0-0	1	0	0	0	0	0	0
at Tenn., D3	1	0-0	.000	0-0	.000	0-0	.000	0-0-0	0	0	0	0	0	0	0
VMI, D6	9	0-3	.000	0-3	.000	0-1	.000	0-0-0	1	3	0	0	0	0	0
vs. OSU, D10	1	0-0	.000	0-0	.000	0-0	.000	0-0-0	0	0	0	0	0	0	0
SCState, D17	2	0-0	.000	0-0	.000	0-0	.000	0-0-0	0	0	0	0	0	0	0
SFU, D20	13	0-1	.000	0-1	.000	0-0	.000	0-0-0	0	2	0	0	0	0	0
Wagner, D23	3	0-1	.000	0-0	.000	0-0	.000	0-0-0	0	1	0	0	0	0	0
at UND, D27	-	-	-	-	-	-	-	-	-	-	-	-	-	-	-
UC, J1	2	0-1	.000	0-1	.000	0-0	.000	0-0-0	0	0	0	0	0	0	0
at DePaul, J5	6	0-1	.000	0-0	.000	0-2	.000	0-0-0	0	0	0	0	0	0	0
Rutgers, J11	11	0-3	.000	0-3	.000	0-0	.000	0-1-1	1	4	0	0	1	0	0
at MU, J14	*26	0-2	.000	0-2	.000	0-0	.000	0-1-1	3	2	1	0	2	0	0
at SU, J16	*8	0-1	.000	0-1	.000	0-0	.000	0-0-0	0	0	2	0	0	0	0
UL, J21	1	0-0	.000	0-0	.000	0-0	.000	0-0-0	0	1	1	0	0	0	0
PC, J25	-	-	-	-	-	-	-	-	-	-	-	-	-	-	-
Gtown, J28	-	-	-	-	-	-	-	-	-	-	-	-	-	-	-
at WVU, J30	-	-	-	-	-	-	-	-	-	-	-	-	-	-	-
VU, F5	-	-	-	-	-	-	-	-	-	-	-	-	-	-	-
at USE, F8	-	-	-	-	-	-	-	-	-	-	-	-	-	-	-
at SHU, F12	-	-	-	-	-	-	-	-	-	-	-	-	-	-	-
WVU, F16	-	-	-	-	-	-	-	-	-	-	-	-	-	-	-
USE, F19	-	-	-	-	-	-	-	-	-	-	-	-	-	-	-
at UL, F26	-	-	-	-	-	-	-	-	-	-	-	-	-	-	-
SJU, F29	-	-	-	-	-	-	-	-	-	-	-	-	-	-	-
at UConn, M3	-	-	-	-	-	-	-	-	-	-	-	-	-	-	-

CAREER HIGHS

Points: 2, Albany, 11/11/11.
 FG made: 1, Albany, 11/11/11.
 FG attempts: 3, two times-
 Rutgers, 1/11/12; VMI, 12/6/11.
 3FG Made: None.
 3FG attempts: 3, two times-
 Rutgers, 1/11/12; VMI, 12/6/11.
 FT made: None.
 FT attempts: 2, at DePaul, 1/5/12.
 Rebounds: 1, Albany, 11/11/11.
 Off. Rebs.: 1, Albany, 11/11/11.
 Def. Rebs.: None.
 Assists: 4, Rutgers, 1/11/12.
 Steals: 2, at Marquette, 1/14/12.
 Blocks: None.
 Minutes: 26, at Marquette, 1/14/12.

EPPS' CAREER STATISTICS

OVERALL STATISTICS

SEASON	TEAM	GP-GS	MIN	TOTAL		3-POINTERS		FT-FTA		REBOUNDS				PF-FQ	Δ	TO	BLK	ST	PTS-AVG					
				FG-FGA	PCT	FG-FGA	PCT	FT-FTA	PCT	OFF-DEF	TOT-AVG													
2011-12	Pitt	14-2	89	1	15	.067	0	12	.000	0	3	.000	1	2	3	0.2	8	0	14	4	0	3	2	0.1
	Totals	14-2	89	1	15	.067	0	12	.000	0	3	.000	1	2	3	0.2	8	0	14	4	0	3	2	0.1



3 • CAMERON WRIGHT

GUARD • 6-4 • 205 • FR* • RS • CLEVELAND, OHIO/BENEDICTINE H.S.

CAREER

- Redshirted 2010-11 season.

2011-12

- Played in 20 games with eight starts.
- Started eight consecutive games at off guard from Dec. 3-Jan. 1.
- Reached double figure scoring in two games on year.
- Scored 10 points, surpassed career-highs for rebounds (seven) and assists (three) at Syracuse, 1/16.
- Played in a career-high 25 minutes in first career start at Tennessee, 12/3.
- Set career-highs for scoring (13 points), field goals made-attempted (6-7), minutes played (18) and rebounds (3) vs. Robert Morris, 11/27.

2011-12 GAME-BY-GAME

Opp./Date	Min	Total		3-pt		FT		Reb		PF	Δ	TO	Blk	Stl	Pts
		FG-Δ	Pct	M-Δ	Pct	M-Δ	Pct	O-D-T							
Albany, N11	15	1-1	1.000	0-0	.000	0-0	.000	0-1-1	1	0	1	0	0	0	2
Rider, N13	13	0-2	.000	0-1	.000	1-2	.500	0-0-0	2	0	0	0	0	0	1
LBSU, N16	8	0-2	.000	0-1	.000	0-0	.000	1-0-1	1	1	2	0	0	0	0
LaSalle, N22	1	0-0	.000	0-0	.000	0-0	.000	0-0-0	0	0	1	0	0	0	0
at Penn., N25	9	0-0	.000	0-0	.000	2-2	1.000	1-1-2	2	2	1	0	2	2	2
RMU, N27	18	6-7	.857	1-1	1.000	0-1	.000	2-1-3	2	1	1	0	2	13	
vs. DU, N30	-	-	-	-	-	-	-	-	-	-	-	-	-	-	-
at Tenn., D3	*25	0-6	.000	0-2	.000	0-0	.000	0-2-2	1	2	0	0	0	0	0
VMI, D6	*16	1-4	.250	0-2	.000	0-0	.000	0-2-2	2	0	2	0	0	2	2
vs. OSU, D10	*23	2-3	.667	0-0	.000	1-2	.500	0-3-3	2	1	1	0	0	5	
SCState, D17	*13	0-0	.000	0-0	.000	0-0	.000	0-1-1	1	2	2	0	1	0	0
SFU, D20	*14	2-4	.500	0-0	.000	4-4	1.000	0-2-2	0	1	2	0	1	8	
Wagner, D23	*18	3-5	.600	0-2	.000	1-1	1.000	1-1-2	2	0	1	0	0	7	
at UNL, D27	*12	2-4	.500	0-0	.000	1-2	.500	2-0-2	0	0	1	0	0	5	
UC, J1	*18	1-4	.250	0-1	.000	1-2	.500	1-1-2	0	1	2	1	0	3	
at DePaul, J5	12	1-3	.333	0-0	.000	1-2	.500	1-2-3	3	2	3	0	2	3	
Rutgers, J11	13	0-1	.000	0-0	.000	0-0	.000	0-1-1	0	0	0	1	0	0	
at MU, J14	5	0-0	.000	0-0	.000	0-0	.000	0-0-0	0	0	0	0	0	0	
at SU, J16	23	4-6	.667	1-2	.500	1-1	1.000	0-7-7	3	3	1	0	1	10	
UL, J21	8	0-1	.000	0-0	.000	0-0	.000	0-0-0	2	0	1	0	0	0	
PC, J25	9	0-3	.000	0-0	.000	0-0	.000	0-4-4	0	1	1	0	0	0	
Gtown, J28															
at WVU, J30															
VU, F5															
at USE, F8															
at SHU, F12															
WVU, F16															
USE, F19															
at UL, F26															
SJU, F29															
at UConn, M3															

CAREER HIGHS

Points: 13, Robert Morris, 11/27/11.
 FG made: 6, Robert Morris, 11/27/11.
 FG attempts: 7, Robert Morris, 11/27/11.
 3FG Made: 1, two times- at Syracuse, 1/16/12; Robert Morris, 11/27/11.
 3FG attempts: 2, three times- at Syracuse, 1/16/12; Wagner, 12/23/11; VMI, 12/6/11.
 FT made: 4, St. Francis, Pa., 12/20/11.
 FT attempts: 4, St. Francis, Pa., 12/20/11.
 Rebounds: 7, at Syracuse, 1/16/12.
 Off. Rebs.: 2, two times- at Notre Dame, 12/27/11; Robert Morris, 11/27/11.
 Def. Rebs.: 7, at Syracuse, 1/16/12.
 Assists: 3, at Syracuse, 1/16/12.
 Steals: 2, three times.
 Blocks: 1, two times.
 Minutes: 25, at Tennessee, 12/3/11.

WRIGHT'S CAREER STATISTICS

OVERALL STATISTICS

SEASON	TEAM	GP-GS	MIN	TOTAL		3-POINTERS		FT-FTA		REBOUNDS			PF-FO	Δ	TO	BLK	ST	PTS-AVG						
				FG-FGA	PCT	FG-FGA	PCT	PCT	PCT	OFF-DEF	TOT-AVG													
2011-12	Pitt	20-8	273	23	56	411	2	12	.167	13	19	.684	9	29	38	19	24	0	17	23	2	9	61	3.1
	Totals	20-8	273	23	56	411	2	12	.167	13	19	.684	9	29	38	19	24	0	17	23	2	9	61	3.1



4 • JOHN JOHNSON

GUARD • 6-1 • 175 • FR • HS • PHILADELPHIA, PA./LIFE CENTER ACADEMY (N.J.)

2011-12

- Played in all 21 games with two starts.
- Reached double figure scoring in two games on year.
- Hit a career-high tying 3-4 3-pointers and scored nine points at Syracuse, 1/16.
- Made first career start, played in a career-high 28 minutes, scored 10 points, grabbed a career-high four rebounds and dished out four assists at DePaul, 1/5.
- Scored a career-high 13 points (2-3 3FG), hit 5-5 free throws in a career-high 24 minutes vs. VMI, 12/6.
- Set or matched career-highs for field goals made and attempted (3-6), assists (3) and minutes played (18), dribbled down court, hit layup and converted a 3-point play with two seconds left at Tennessee, 12/3.
- Set career-highs for points (9), 3 pointers made and attempted (3-3) and minutes played (14) vs. Duquesne, 11/30.
- Hit two 3-pointers (2-2), scored six points in 12 minutes vs. Robert Morris, 11/27.

2011-12 GAME-BY-GAME

Opp./Date	Min	Total		3-pt		FT		Reb		PF	Δ	TO	Blk	Stl	Pts
		FG-Δ	Pct	M-Δ	Pct	M-Δ	Pct	O-D-T							
Albany, N11	13	3-5	.600	2-2	1.000	0-0	.000	0-0-0	1	0	1	0	1	8	
Rider, N13	6	1-2	.500	1-2	.500	0-0	.000	0-0-0	0	1	0	0	0	3	
LBSU, N16	10	0-2	.000	0-2	.000	2-2	1.000	0-1-1	2	1	0	0	0	2	
LaSalle, N22	8	0-0	.000	0-0	.000	0-0	.000	0-0-0	2	1	1	0	0	0	
at Penn, N25	12	1-2	.500	0-1	.000	2-2	1.000	0-0-0	1	1	0	0	0	4	
RMU, N27	12	2-2	1.000	2-2	1.000	0-0	.000	0-0-0	3	0	0	0	0	6	
vs. DU, N30	14	3-3	1.000	3-3	1.000	0-0	.000	0-0-0	1	0	1	0	0	9	
at Tenn., D3	18	3-6	.500	1-2	.500	1-1	1.000	0-0-0	0	3	1	0	0	8	
VMI, D6	24	3-5	.600	2-3	.667	5-5	1.000	0-0-0	1	5	1	0	1	13	
vs. OSU, D10	18	1-2	.500	1-2	.500	2-3	.667	0-0-0	1	2	4	0	0	5	
SCState, D17	20	3-6	.500	0-2	.000	2-2	1.000	1-0-1	0	1	0	0	0	8	
SFU, D20	17	0-3	.000	0-2	.000	0-0	.000	0-0-0	0	0	2	0	0	0	
Wagner, D23	11	0-1	.000	0-0	.000	2-3	.667	0-1-1	1	0	1	0	1	2	
at UNL, D27	18	2-5	.400	1-4	.250	0-0	.000	0-0-0	4	3	0	0	2	5	
UC, J1	22	1-5	.200	0-2	.000	2-3	.667	0-2-2	5	5	3	0	0	4	
at DePaul, J5	*28	3-9	.333	2-4	.500	2-2	1.000	1-3-4	3	4	3	0	1	10	
Rutgers, J11	*26	2-8	.250	2-3	.667	0-0	.000	0-1-1	0	1	2	0	0	6	
at MU, J14	17	1-3	.333	1-3	.333	0-1	.000	1-2-3	0	2	0	0	0	3	
at SU, J16	19	3-4	.750	3-4	.750	0-0	.000	1-1-2	5	2	1	0	0	9	
UL, J21	19	2-5	.400	1-4	.250	0-0	.000	0-0-0	1	2	2	0	1	5	
PC, J25	13	3-4	.750	1-2	.500	0-0	.000	0-1-1	2	2	0	0	0	7	
Gtown, J28															
at WVU, J30															
VU, F5															
at USE, F8															
at SHU, F12															
WVU, F16															
USE, F19															
at UL, F26															
SJU, F29															
at UConn, M3															

- Scored eight points (3-5 FG) and hit 2-2 3-pointers in his career debut vs. Albany, 11/11.


CAREER HIGHS

Points: 13, VMI, 12/6/11.
 FG made: 3, eight times- Providence, 1/25/12; at Syracuse, 1/16/12; at DePaul, 1/5/12; South Carolina State, 12/17/11; VMI, 12/6/11; at Tennessee, 12/3/11; vs. Duquesne, 11/30/11; Albany, 11/11/11.
 FG attempts: 9, at DePaul, 1/5/12.
 3FG Made: 3, two times- at Syracuse, 1/16/12; vs. Duquesne, 11/30/11.
 3FG attempts: 4, three times- at Syracuse, 1/16/12; at DePaul, 1/5/12; at Notre Dame, 12/27/11.
 FT made: 5, VMI, 12/6/11.
 FT attempts: 5, VMI, 12/6/11.
 Rebounds: 4, at DePaul, 1/5/12.
 Off. Rebs.: 1, three times.
 Def. Rebs.: 3, at DePaul, 1/5/12.
 Assists: 5, two times- Cincinnati, 1/1/12; VMI, 12/6/11.
 Steals: 2, at Notre Dame, 12/27/11.
 Blocks: None.
 Minutes: 28, at DePaul, 1/5/12.

JOHNSON'S CAREER STATISTICS

OVERALL STATISTICS

SEASON	TEAM	GP-GS	MIN	TOTAL				3-POINTERS				REBOUNDS				PF	Δ	TO	BLK	ST	PTS-AVG			
				FG-FGA	PCT	FG-FGA	PCT	FT-FTA	PCT	OFF-DEF	TOT-AVG													
2011-12	Pitt	21-2	345	37	82	.451	23	49	.469	20	24	.833	4	12	16	0.8	33	2	36	23	0	7	117	5.6
	Totals	21-2	345	37	82	.451	23	49	.469	20	24	.833	4	12	16	0.8	33	2	36	23	0	7	117	5.6



15 • ARON NWANKWO

FORWARD • 6-7 • 205 • SO • IL • BALTIMORE, MD./BALTIMORE CITY COLLEGE H.S.

CAREER

- Played in 13 career games and in 21 total minutes.

2011-12

- Played in three games on year (St. Francis, Pa., 12/20, VMI, 12/6, Albany, 11/11).



33 • MALCOLM GILBERT

CENTER • 6-11 • 235 • FR • HS • SMYRNA, DEL./THE ACADEMY OF THE NEW CHURCH (PA.)

2011-12

- Played in seven games on year (at Marquette, 1/14; Rutgers, 1/11; at DePaul, 1/5; Wagner, 12/23, St. Francis, Pa., 12/20, South Carolina State, 12/17 and Long Beach State, 11/16).
- Played in a career-high 16 minutes, scored two points and grabbed three rebounds vs. St. Francis, Pa., 12/20.
- Registered first career field goal and grabbed first rebound vs. South Carolina State, 12/17.
- Saw action in first career game vs. Long Beach State, 11/16.

2011-12 GAME-BY-GAME

Opp./Date	Min	Total FG-A	Pct	3-pt M-A	Pct	FT M-A	Pct	Reb O-D-T	PF	Δ	TO	Blk	Stl	Pts
Albany, N11	-	-	-	-	-	-	-	-	-	-	-	-	-	-
Rider, N13	-	-	-	-	-	-	-	-	-	-	-	-	-	-
LBSU, N16	1	0-0	.000	0-0	.000	0-0	.000	0-0-0	0	0	0	0	0	0
LaSalle, N22	-	-	-	-	-	-	-	-	-	-	-	-	-	-
at Penn, N25	-	-	-	-	-	-	-	-	-	-	-	-	-	-
RMU, N27	-	-	-	-	-	-	-	-	-	-	-	-	-	-
vs. DU, N30	-	-	-	-	-	-	-	-	-	-	-	-	-	-
at Tenn, D3	-	-	-	-	-	-	-	-	-	-	-	-	-	-
VMI, D6	-	-	-	-	-	-	-	-	-	-	-	-	-	-
vs. OSU, D10	-	-	-	-	-	-	-	-	-	-	-	-	-	-
SCState, D17	5	1-1	1.000	0-0	.000	0-0	.000	1-0-1	2	0	0	0	0	2
SFU, D20	16	1-1	1.000	0-0	.000	0-0	.000	1-2-3	0	0	0	2	0	2
Wagner, D23	3	0-0	.000	0-0	.000	0-0	.000	0-0-0	0	0	0	0	0	0
at UND, D27	-	-	-	-	-	-	-	-	-	-	-	-	-	-
UC, J1	-	-	-	-	-	-	-	-	-	-	-	-	-	-
at DePaul, J5	5	0-0	.000	0-0	.000	0-0	.000	0-3-3	2	0	0	1	0	0
Rutgers, J11	3	0-0	.000	0-0	.000	0-0	.000	0-0-0	1	0	1	0	0	0
at MU, J14	7	0-0	.000	0-0	.000	0-0	.000	0-1-1	2	0	0	1	1	0
at SU, J16	-	-	-	-	-	-	-	-	-	-	-	-	-	-
UL, J21	-	-	-	-	-	-	-	-	-	-	-	-	-	-
PC, J25	-	-	-	-	-	-	-	-	-	-	-	-	-	-
Gtown, J28	-	-	-	-	-	-	-	-	-	-	-	-	-	-
at WVU, J30	-	-	-	-	-	-	-	-	-	-	-	-	-	-
VU, F5	-	-	-	-	-	-	-	-	-	-	-	-	-	-
at USE, F8	-	-	-	-	-	-	-	-	-	-	-	-	-	-
at SHU, F12	-	-	-	-	-	-	-	-	-	-	-	-	-	-
WVU, F16	-	-	-	-	-	-	-	-	-	-	-	-	-	-
USE, F19	-	-	-	-	-	-	-	-	-	-	-	-	-	-
at UL, F26	-	-	-	-	-	-	-	-	-	-	-	-	-	-
SJU, F29	-	-	-	-	-	-	-	-	-	-	-	-	-	-
at UConn, M3	-	-	-	-	-	-	-	-	-	-	-	-	-	-

CAREER HIGHS

Points: 2, two times.
 FG made: 1, two times..
 FG attempts: 1, two times.
 3FG Made: None.
 3FG attempts: None.
 FT made: None.
 FT attempts: None.
 Rebounds: 3, two times- at DePaul, 1/5/12; St. Francis, Pa., 12/20/11.
 Off. Rebs.: 1, St. Francis, Pa., 12/20/11.
 Def. Rebs.: 3, at DePaul, 1/5/12.
 Assists: 1, St. Francis, Pa., 12/20/11.
 Steals: 1, at Marquette, 1/14/12.
 Blocks: 2, St. Francis, Pa., 12/20/11.
 Minutes: 16, St. Francis, Pa., 12/20/11.

GILBERT'S CAREER STATISTICS

OVERALL STATISTICS

SEASON	TEAM	GP-GS	MIN	TOTAL				3-POINTERS				REBOUNDS				PF-FO	Δ	TO	BLK	ST	PTS-AVG			
				FG-FGA	PCT	FG-FGA	PCT	FT-FTA	PCT	OFF-DEF	TOT-AVG													
2011-12	Pitt	7-0	40	2	2	1.000	0	0	.000	0	0	.000	2	6	8	1.1	7	0	0	1	4	1	4	0.6
Totals		7-0	40	2	2	1.000	0	0	.000	0	0	.000	2	6	8	1.1	7	0	0	1	4	1	4	0.6

1 No. 10 PITT 89, ALBANY 56

November 11, 2011 • Petersen Events Center • Pittsburgh, Pa.

Pitt took control from the start, using runs of 9-0 and 12-2 to take a 39-15 lead with 4:53 left in the first half...Ashton Gibbs fueled Pitt in the first half with 15 points and five assists as Pitt built a 47-26 halftime lead...Pitt pushed its lead to 31 points just five minutes into the second half...With his second career double-double, Tray Woodall surpassed career-highs for scoring (25), 3-point field goals (5), field goals made (9) and attempts (9-13)...Dante Taylor and Lamar Patterson made their first career start...Pitt claimed its 15th consecutive season opener and improved to 85-1 vs. non-conference opponents at the Petersen Events Center...Pitt also won its 150th game in the Petersen Events Center...Pitt improved to 72-33 all-time on opening night...Pitt began its 10th season in the PEC.

ALBANY 56 (0-1)

Player	tot-fg		3-pt		rebounds				pf	tp	a	to	blk	s	min	
	fg	fga	fg	fga	of	dc	tot									
DEVILIN, Luke-f	1	3	0	2	0	0	2	2	1	2	0	1	0	0	26	
PUK, John-c	0	2	0	0	0	1	1	0	0	0	0	0	0	0	13	
ARONHALT, Logan-g	5	11	1	6	2	2	4	5	3	13	0	3	1	1	35	
BLACK, Mike-g	4	7	1	3	2	2	0	0	2	11	3	1	0	0	30	
SUERO, Gerardo-g	4	9	0	1	9	16	2	4	6	2	17	1	2	1	33	
IATI, Jacob	0	1	0	1	0	0	0	0	0	0	0	0	0	0	3	
HOOLEY, Peter	0	2	0	1	0	0	1	1	0	0	0	2	0	0	9	
ROWLEY, Sam	2	3	0	0	2	3	1	1	2	1	6	1	0	0	12	
METCALF, Blake	0	0	0	0	0	2	0	1	2	1	0	2	0	0	8	
WATTS, Ralph	2	2	0	0	0	0	0	0	0	4	0	1	0	0	10	
GUERRIERI, Jayson	1	4	1	3	0	0	0	2	2	1	3	0	1	1	21	
TEAM																
Totals.....	19	44	3	17	15	23	8	15	23	11	56	7	11	3	200	

Percentages: FG%: 43.2%; 3FG%: 17.6%; FT%: 65.2%.

PITT 89 (1-0)

Player	tot-fg		3-pt		rebounds				pf	tp	a	to	blk	s	min	
	fg	fga	fg	fga	of	dc	tot									
PATTERSON, Lamar-f	2	5	2	3	0	0	2	5	7	2	6	6	1	0	1	26
ROBINSON, Nasir-f	4	8	0	0	0	0	1	1	2	3	8	0	0	0	1	25
TAYLOR, Dante-c	3	7	0	0	1	2	4	8	2	7	0	0	0	1	24	
GIBBS, Ashton-g	8	17	3	7	2	2	0	0	0	21	7	1	0	0	30	
WOODALL, Tray-g	9	13	5	7	2	2	2	4	6	1	25	10	3	1	28	
EPPS, Isaiah	1	2	0	1	0	0	1	0	1	2	2	1	0	0	6	
WRIGHT, Cameron	1	1	0	0	0	0	0	1	1	1	2	0	1	0	15	
JOHNSON, John	3	5	2	2	0	0	0	0	0	1	8	0	1	0	13	
RIVERS, Nick	1	2	1	2	0	0	0	1	1	0	3	0	0	0	2	
NWANKWO, Aron	0	0	0	0	0	0	0	0	0	0	0	0	0	0	2	
BIRCH, Khem	0	1	0	0	2	2	1	2	3	2	2	0	0	0	17	
ZANNA, Talib	2	2	0	0	1	2	1	2	3	5	0	0	0	0	14	
TEAM																
Totals.....	34	63	13	22	8	10	15	20	35	17	89	24	7	2	200	

Percentages: FG%: 54.0%; 3FG%: 59.1%; FT%: 80.0%.
Officials: Paul Fain (R), Lamar Simpson, Wally Rutecki; Technical fouls: None; Attendance: 10125.
Score by Periods: 1st 2nd Total
Albany 26 30 56
Pitt 47 42 89

3 LONG BEACH STATE 86, No. 10 PITT 76

November 16, 2011 • Petersen Events Center • Pittsburgh, Pa.

Long Beach State converted 10 of its first 14 shots to take a 23-16 lead with 11 minutes left in the first half...Pitt cut the deficit down to six points several times in the second half but could not get closer...Following 3-pointers from Ashton Gibbs and Tray Woodall, Pitt trailed 62-56 with 10 minutes left but LBSU responded with a Edis Dervisevic jumper and James Ennis' steal and dunk...LBSU outscored Pitt 25-5 on the break and 48-31 in the paint...For the second consecutive game, an opponent shot over 50 percent against Pitt and scored 45 points in a half. The last time that opponents registered 50 percent shooting in back-to-back games against a James Dixon coached team was in 2004-05...The loss snapped Pitt's 58-game home win streak vs. non-conference opponents and dropped Pitt to 86-2 all-time vs. non-conference opponents at the Petersen Events Center...Its other non-conference loss was to Bucknell on Jan. 2, 2005...Pitt dropped to 151-13 all-time at the Petersen Events Center...Pitt lost its first November game at the Petersen Events Center and fell to 41-1 in such contests...LBSU's nine-point halftime lead was Pitt's largest halftime deficit since it trailed by 12 points vs. Tennessee on Dec. 3, 2010...LBSU won their first game against a ranked opponent in 17 years.

LONG BEACH STATE 86 (2-0)

Player	tot-fg		3-pt		rebounds				pf	tp	a	to	blk	s	min	
	fg	fga	fg	fga	of	dc	tot									
PHELPS, Eugene-f	4	7	0	0	0	2	2	5	7	2	8	2	0	0	24	
ROBINSON, TJ-f	4	7	0	0	3	6	4	4	8	3	11	1	0	0	35	
ENNIS, James-g	6	10	2	5	6	1	3	4	3	19	6	4	1	5	36	
ANDERSON, Larry-g	4	16	1	2	3	4	0	2	3	3	12	7	4	1	35	
WARE, Casper-g	10	18	4	11	4	4	0	2	2	3	28	6	1	0	39	
PAPPAGEORGE, Peter	0	0	0	0	0	0	0	0	0	0	0	0	0	0	1	
CAFFEY, Michael	0	1	0	0	0	0	0	0	0	0	1	0	0	0	12	
DERVISEVIC, Edis	4	5	0	0	0	1	1	2	2	8	1	1	0	0	18	
SHEPHERD, Nick	0	0	0	0	0	0	0	0	0	0	0	0	0	0	2	
TEAM																
Totals.....	32	54	7	18	15	23	9	20	29	16	86	24	10	2	200	

Percentages: FG%: 59.3%; 3FG%: 38.9%; FT%: 65.2%.

PITT 76 (2-1)

Player	tot-fg		3-pt		rebounds				pf	tp	a	to	blk	s	min	
	fg	fga	fg	fga	of	dc	tot									
PATTERSON, Lamar-f	1	4	0	0	1	1	2	1	2	1	2	1	0	0	21	
ROBINSON, Nasir-f	8	10	0	0	1	2	1	5	6	2	17	0	4	0	30	
TAYLOR, Dante-c	4	5	0	0	3	4	3	3	6	2	11	0	2	1	22	
GIBBS, Ashton-g	5	8	2	3	0	0	3	3	4	12	10	4	3	1	36	
WOODALL, Tray-g	3	15	1	4	7	8	1	4	5	0	14	3	0	1	34	
WRIGHT, Cameron	0	0	0	0	0	0	0	0	0	0	0	0	0	0	1	
JOHNSON, John	0	0	0	0	0	0	0	0	0	0	2	0	1	0	8	
BIRCH, Khem	2	4	0	0	0	0	4	2	6	3	4	0	0	3	13	
ZANNA, Talib	0	1	0	0	2	4	1	2	3	1	2	1	3	1	16	
MOORE, JJ.	3	5	3	3	0	0	0	6	6	0	9	1	1	0	19	
TEAM																
Totals.....	27	58	9	20	13	14	11	15	26	20	76	17	12	2	200	

Percentages: FG%: 46.6%; 3FG%: 45.0%; FT%: 92.9%.
Officials: Ed Corbett (R), Jeff Clark, John Gaffney; Technical fouls: None; Attendance: 8215.
Score by Periods: 1st 2nd Total
Long Beach State 45 41 86
Pitt 36 40 76

2 No. 10 PITT 86, RIDER 78

November 13, 2011 • Petersen Events Center • Pittsburgh, Pa.

Pitt outscored Rider 14-5 over the game's final 4:50 and used a 7-0 run to take control of the game...In the 7-0 run, Dante Taylor gave Pitt the lead for good with a layup, Tray Woodall hit a 3-pointer and Nasir Robinson added a layup...Rider led by as many six points (61-55) on an Anthony Myles dunk with 11:40 to go, but Pitt chipped away at the lead, converting several 3-pointers...From the opening tipoff, Pitt jumped out to a quick lead by hitting eight of its first nine field goal attempts, then extended it to as many as 14 points (30-16) with 11:33 left in the first half...Rider battled back into the game with a 13-2 run...Rider's Jeff Jones hit a 3-pointer at the halftime buzzer to even the score at 45-45...Rider's 45 first half points represented the second most points scored in a half by an opponent at the Petersen Events Center...Ashton Gibbs tied a career-high with six 3-pointers...Woodall registered his second consecutive and third career double-double...It was his third double figure assist game...Pitt won its 58th consecutive home game against a non-conference opponent...Pitt improved to 81-0 combining November and December non-conference games at the Petersen Events Center...The game represented Pitt's first of four Philly HoopGroup Classic contests.

RIDER 78 (0-2)

Player	tot-fg		3-pt		rebounds				pf	tp	a	to	blk	s	min	
	fg	fga	fg	fga	of	dc	tot									
STEWART, Daniel-f	9	12	0	0	0	0	2	3	5	3	18	0	2	0	37	
GADSON, Novar-f	7	13	1	2	2	3	0	2	2	2	17	3	0	0	36	
PENN, Brandon-f	3	8	2	7	0	0	0	2	2	5	8	4	1	0	35	
MYLES, Anthony-g	7	10	4	5	2	2	0	4	4	5	20	4	1	1	29	
JONES, Jeff-g	4	11	3	8	4	4	0	1	1	2	15	2	0	0	38	
OLIVER, Charles	0	0	0	0	0	0	0	1	1	0	0	0	0	0	2	
MITCHELL, Eddie	0	2	0	1	0	0	1	0	1	0	5	1	0	1	23	
TEAM																
Totals.....	30	56	10	23	8	9	4	15	19	17	78	18	5	3	200	

Percentages: FG%: 53.6%; 3FG%: 43.5%; FT%: 88.9%.

PITT 86 (2-0)

Player	tot-fg		3-pt		rebounds				pf	tp	a	to	blk	s	min	
	fg	fga	fg	fga	of	dc	tot									
PATTERSON, Lamar-f	1	4	1	4	1	2	2	6	8	3	4	5	0	1	20	
ROBINSON, Nasir-f	9	10	0	0	4	4	1	5	6	2	22	4	2	1	35	
TAYLOR, Dante-c	4	8	0	0	0	1	1	2	3	0	8	0	1	2	26	
WOODALL, Tray-g	6	13	4	10	1	2	2	5	7	3	17	10	3	0	36	
GIBBS, Ashton-g	7	15	6	14	4	4	1	3	4	1	24	1	1	0	36	
WRIGHT, Cameron	0	2	0	1	1	2	0	0	0	2	1	0	0	0	13	
JOHNSON, John	1	2	1	2	0	0	0	0	0	0	3	1	0	0	6	
BIRCH, Khem	1	2	0	0	0	2	3	0	3	1	2	0	0	1	5	
ZANNA, Talib	1	2	0	0	0	0	6	1	7	1	2	1	1	0	14	
MOORE, JJ.	1	4	0	3	1	2	1	2	1	2	1	3	0	1	9	
TEAM																
Totals.....	31	62	12	34	12	21	20	23	43	14	86	22	9	5	200	

Percentages: FG%: 50.0%; 3FG%: 35.3%; FT%: 57.1%.
Officials: Jim Burr (R), Clarence Armstrong, Michael Stephens; Technical fouls: None; Attendance: 8712.
Score by Periods: 1st 2nd Total
Rider 45 33 78
Pitt 45 41 86

4 No. 17 PITT 73, LA SALLE 69

November 22, 2011 • Petersen Events Center • Pittsburgh, Pa.

Leading by three points (72-69), Tray Woodall blocked a LaSalle layup attempt with eight seconds to go to secure its lead and the win...Pitt built leads of 10 points (48-38 with 13:50 left) and nine points (67-58 with 2:14) but LaSalle kept charging back into the game...LaSalle cut the margin to two points, 68-66 on two Earl Pettis free throws with 1:23 left, but Pitt quickly answered with two Ashton Gibbs free throws and a Woodall layup...Woodall finished with his third double-double in four games and registered a career-high three blocked shots...Pitt finished with nine blocked shots, its highest output since it blocked 11 vs. Duquesne on Dec. 1, 2010 at Consol Energy Center...Pitt committed 21 turnovers, its most in a game since Jan. 4, 2011 at Providence (23)...Jamie Dixon improved to 41-1 in games following a loss...Pitt won its 15th in the last 17 games against Atlantic-10 opponents.

LA SALLE 69 (2-2)

5

No. 17 PITT 78, PENN 58

November 25, 2011 • The Palestra • Philadelphia, Pa.

Playing in front of a pro-Pitt Philadelphia crowd, Pitt led the entire game en route to its 20-point victory...It led by as many as 10 points (28-18) in the first half on a Tray Woodall layup and took a six point lead into halftime (35-29)...Pitt's Khem Birch and J.J. Moore combined for 17 first half points...Pitt quickly built a 41-31 lead with 18:32 left, using a 6-0 run and never led by less than eight points the rest of the way...Pitt closed out the game on an 8-0 run...Ashton Gibbs scored 13 of his 16 points in the second half for Pitt...Pitt shot a season-high 58.5 percent from the floor and made a season-high nine steals...Pitt has now won 22 of its last 30 road games...Pitt made its first appearance in the Palestra since Jan. 18, 1986...Pitt played its 21st all-time contest at the Palestra and improved to 7-14 all-time in the building...The 20-point victory was Pitt's largest Palestra win...Pitt improved to 7-7 all-time vs. Penn...Khem Birch and J.J. Moore each made their first career starts...Birch registered his first career double-double with 15 points and 10 rebounds...Pitt improved to 3-0 in Philly HoopGroup Classic games.

PITT 78 (4-1)

Player	tot-fg		3-pt			rebounds				pf	tp	a	to	blk	s	min	
	fg	fga	fg	fga	ft	fta	of	dc	tot								
BIRCH, Khem-f	6	8	0	0	3	5	4	4	6	10	3	15	0	2	3	1	28
ROBINSON, Nasir-f	6	10	0	0	2	4	0	4	4	4	2	14	3	1	0	3	39
MOORE, J.J.-f	5	9	1	3	1	2	2	4	6	0	12	1	2	0	1	3	31
WOODALL, Tray-g	3	5	0	2	1	1	0	2	2	3	7	1	1	0	0	32	
GIBBS, Ashton-g	6	15	4	6	0	0	1	2	3	1	16	4	2	2	0	36	
WRIGHT, Cameron	0	0	0	0	2	2	1	1	2	2	2	2	1	0	2	9	
JOHNSON, John	1	2	0	1	2	2	0	0	0	1	4	1	0	0	0	12	
ZANNA, Talib	4	4	0	0	0	0	0	2	2	2	8	1	0	0	0	13	
TEAM							0	1	1								
Totals.....	31	53	5	12	11	16	8	22	30	14	78	19	9	3	9	200	
Percentages: FG%:	58.5%;	3FG%:	41.7%;	FT%:	68.8%.												

PENN 58 (3-3)

Player	tot-fg		3-pt			rebounds				pf	tp	a	to	blk	s	min
	fg	fga	fg	fga	ft	fta	of	dc	tot							
DOLGHERTY, Fran-f	1	2	0	0	0	0	2	1	3	2	2	0	0	1	1	11
BELCORE, Rob-f	2	5	1	2	2	2	2	2	4	3	7	2	2	0	1	28
CARIWRIGHT, Miles-g	3	10	0	4	0	2	1	1	2	2	6	1	3	0	0	35
ROSEN, Zack-g	8	16	6	10	0	0	0	3	3	2	22	4	5	0	0	37
BERNARDINI, Tyler-g	4	9	2	7	4	5	1	4	5	3	14	0	2	0	2	31
ESPRIT, Simeon	0	0	0	0	0	0	0	0	0	0	0	0	0	0	0	1
BROOKS, Henry	1	3	0	0	0	4	2	2	4	2	2	1	0	0	0	12
KUKOC, Marin	0	1	0	0	0	0	0	1	1	1	0	0	0	0	0	6
CROCKER, Camryn	0	1	0	0	0	0	0	0	0	0	0	1	1	1	0	9
JOK, Dau	0	1	0	1	0	0	0	0	0	0	0	0	0	0	0	1
GUNTER, Cameron	1	2	0	0	1	2	1	1	2	0	3	0	1	0	0	8
LUCAS-PERRY, Patrick	0	0	0	0	0	0	0	0	0	0	0	0	0	0	0	5
HOWLETT, Mike	1	3	0	0	0	0	3	1	4	0	2	0	1	0	0	16
TEAM							2	2	4							
Totals.....	21	52	9	24	7	15	14	18	32	15	58	9	16	2	4	200
Percentages: FG%:	40.4%;	3FG%:	37.5%;	FT%:	46.7%.											

Officials: Joe Lindsay, Earl Walton, Gene Statoro; Technical fouls: None; Attendance: 6843.

Score by Periods	1st	2nd	Total
Pitt	35	43	78
Penn	29	29	58

7

No. 17 PITT 80, DUQUESNE 69

November 30, 2011 • Consol Energy Center • Pittsburgh, Pa.

Pitt led the entire contest, built an 11-point halftime lead, maintained its lead and captured its 11th consecutive win in the annual City Game...Pitt's Ashton Gibbs hit several key 3-pointers in the second half...Pitt led by as many as 13 points late in the second half...Dante Taylor, who played in his first game since suffering a head injury vs. LaSalle, registered his second career double-double (career-high 15 points)...Pitt's 23 turnovers tied for the second highest total in the Jamie Dixon Era...Pitt's bench outscored Duquesne 34-16 and the Panthers outrebounded the Dukes 39-15...The 15 rebounds marked the lowest output for a Pitt opponent in the Jamie Dixon Era...The attendance of 15,880 marked the largest crowd to ever watch a City Game...Pitt improved to 49-31 vs. the Dukes and claimed its 30th victory in the last 33 City Games...Jamie Dixon improved to 9-0 vs. Duquesne.

PITT 80 (6-1)

Player	tot-fg		3-pt			rebounds				pf	tp	a	to	blk	s	min
	fg	fga	fg	fga	ft	fta	of	dc	tot							
PATTERSON, Lamar-f	3	7	0	3	2	2	1	1	2	5	10	1	4	0	0	20
ROBINSON, Nasir-f	3	6	0	0	1	2	3	3	3	3	7	3	6	0	1	27
BIRCH, Khem-c	1	1	0	0	0	0	1	4	5	3	2	0	0	1	0	13
WOODALL, Tray-g	3	10	1	4	2	2	1	2	3	3	9	7	6	0	0	33
GIBBS, Ashton-g	7	13	4	9	0	0	1	2	3	0	18	1	4	0	1	36
EPPS, Isaiah	0	0	0	0	0	0	0	0	0	1	0	0	0	0	0	0
JOHNSON, John	3	3	3	3	0	0	0	0	0	1	9	0	1	0	0	14
TAYLOR, Dante	6	6	0	0	3	3	4	7	11	1	15	3	0	0	0	27
ZANNA, Talib	2	2	0	0	1	4	1	0	1	3	5	1	0	0	0	13
MOORE, J.J.	1	6	1	2	2	2	1	3	4	0	5	1	2	0	0	16
TEAM							3	1	4							
Totals.....	29	54	11	21	11	15	16	23	39	20	80	17	23	1	2	200
Percentages: FG%:	53.7%;	3FG%:	52.4%;	FT%:	73.3%.											

DUQUESNE 69 (4-3)

Player	tot-fg		3-pt			rebounds				pf	tp	a	to	blk	s	min
	fg	fga	fg	fga	ft	fta	of	dc	tot							
MONTEIRO, B.J.-f	4	9	1	3	0	2	0	5	5	1	9	3	2	1	0	34
MARHOLD, Andre-c	2	5	0	0	2	4	0	3	3	3	6	0	2	0	2	25
EVANS, Eric-g	2	5	0	3	0	0	0	1	1	2	4	2	1	0	1	24
McCONNELL, T.J.-g	6	9	3	4	0	0	0	1	1	2	15	3	3	0	4	38
JOHNSON, Sean-g	5	10	1	3	8	9	1	0	1	2	19	1	0	0	2	29
TALLEY, Mike	1	3	0	2	3	4	0	0	0	3	5	3	2	0	0	18
JONES, Jerry	3	3	1	1	0	0	0	0	2	7	1	1	0	0	0	13
PANTOPHLET, Kadeem	1	3	0	1	0	0	2	1	3	1	2	0	0	0	0	9
ABELLE, Martin	0	0	0	0	0	0	0	0	0	1	0	0	1	0	0	3
DATT, Mamadou	1	1	0	0	0	2	0	0	0	2	2	0	0	0	0	7
TEAM							0	1	1							
Totals.....	25	48	6	17	13	21	3	12	15	19	69	13	12	1	9	200
Percentages: FG%:	52.1%;	3FG%:	35.3%;	FT%:	61.9%.											

Officials: Mike Roberts, Pat Driscoll, Jeff Clark; Technical fouls: None; Attendance: 15880.

Score by Periods	1st	2nd	Total
Pitt	38	42	80
Duquesne	27	42	69

6

No. 17 PITT 81, ROBERT MORRIS 71

November 27, 2011 • Petersen Events Center • Pittsburgh, Pa.

Pitt claimed the Philly HoopGroup Classic with a perfect 4-0 record...Using a 7-0 run highlighted by a John Johnson 3-pointer and two layups off steals from Cameron Wright, Pitt jumped out to an 11-point lead (19-8) with 11:33 left in the first half...Pitt extended its lead to as many as 20 points late in the first half...Pitt led by 17 points at halftime, its largest halftime lead of the year...Pitt maintained its advantage throughout the second half and led by 19 points (67-48) with 3:53 before RMU cut the deficit to as few as eight points with 23 seconds to go...Pitt's bench outscored RMU's 29-10...Pitt's Wright finished with a career-high 13 points, Talib Zanna registered his second career double-double with 10 points and a career-high 15 rebounds and Khem Birch added career-highs for rebounds (11) and blocks (6)...Ashton Gibbs scored 20 or more points for the fourth time on the year...Pitt improved to 30-0 all-time vs. Robert Morris and 69-0 all-time vs. Northeast Conference opponents.

ROBERT MORRIS 71 (4-2)

Player	tot-fg		3-pt			rebounds				pf	tp	a	to	blk	s	min
	fg	fga	fg	fga	ft	fta	of	dc	tot							
BRIDGES, Lawrence-f	5	7	0	0	0	2	3	4	7	3	10	3	1	0	0	28
JOHNSON, Russell-f	5	9	2	3	5	6	3	5	8	4	17	3	0	0	1	32
THOMPSON, Lijah-c	2	6	0	0	1	2	3	4	7	3	5	0	1	0	2	23
JONES, Velton-g	1	14	1	8	7	9	0	1	1	2	18	5	2	0	0	32
WILLIAMS, Gordon-g	5	11	3	6	6	6	2	1	3	2	19	1	0	0	2	31
MYERS, Anthony	1	3	0	2	1	1	0	1	1	1	3	4	2	0	0	18
HERMAN, Brandon	1	2	0	1	0	0	0	0	0	0	2	1	1	0	0	12
JONES, Lucky	0	3	0	1	0	0	2	1	3	5	0	0	0	0	0	10
ARMSTRONG, Keith	2	4	0	0	1	1	0	0	0	5	5	1	1	0	0	14
TEAM							4	1	5							
Totals.....	22	59	6	21	21	27	17	18	35	25	71	18	8	1	3	200
Percentages: FG%:	37.3%;	3FG%:	28.6%;	FT%:	77.8%.											

PITT 81 (5-1)

Player	tot-fg		3-pt			rebounds				pf	tp	a	to	blk	s	min
	fg	fga	fg	fga	ft	fta	of	dc	tot							
BIRCH, Khem-f	1	2	0	0	1	4	0	0	3	3	5	3	4	1	0	27
ROBINSON, Nasir-f	1	1	0	0	1	4	0	3	3	2	3	4	1	0	0	27
MOORE, J.J.-f	3	9	2	6	0	0	0	1	2	8	0	1	0	0	0	22

9

No. 15 PITT 97, VMI 70

December 6, 2011 • Petersen Events Center • Pittsburgh, Pa.

J.J. Moore and John Johnson scored 17 of Pitt's first 28 points as the Panthers built a 19-point lead (28-9) with 10:58 left in the first half...Pitt extended its lead to as many as 27 points (55-28) late in the first half...Pitt cut the lead to as few as 15 points in the second half, but the Panthers quickly built it back up to as many as 31 with 1:23 left...Pitt won its sixth consecutive game...Nasir Robinson registered his second consecutive double-double with a game-high 19 points and a career-high 14 rebounds...Pitt's 57 first half points marked a Petersen Events Center record for most points scored in a half...Pitt set a game school record with 60 rebounds...The last time Pitt scored 97 or more points was on Dec. 18, 2010 vs. Maryland Eastern Shore...Ashton Gibbs tied career-highs for 3-pointers made and attempted (6-15)...Pitt's bench outscored VMI's 34-33 in the first half alone...Pitt played a Big South team for just the second time in school history.

VMI 70 (3-5)

Player	tot-fg		3-pt		rebounds			pf	tp	a	to	blk	s	min	
	fg	fga	fg	fga	of	dc	tot								
OKOYE, Stan-f	6	14	1	3	1	1	2	3	5	4	14	1	1	0	32
BURKS, Ron-f	4	11	1	4	0	2	0	3	3	0	9	6	0	1	35
GORE, Nick-f	0	2	0	1	2	2	0	4	4	0	2	1	3	0	17
GLASGOW, Rodney-g	0	4	0	2	0	0	0	1	4	0	4	1	0	1	20
GABRIEL, Keith-g	3	16	0	7	6	7	2	3	5	1	12	1	0	1	31
COVINGTON, D.J.	2	2	0	0	0	0	0	0	2	4	0	0	0	0	8
SPARKS, Michael	2	3	1	2	2	3	0	3	3	1	7	0	2	0	15
WHITING, Wayne	0	1	0	0	0	0	0	0	0	1	0	0	0	0	6
WATSON, Jarid	2	2	0	0	0	3	2	0	2	2	4	0	0	1	11
WEETHEE, Jordan	6	13	4	11	2	2	2	2	4	1	18	0	2	0	25
TEAM					3	1	4								
Totals.....	25	68	7	30	13	20	11	20	31	16	70	13	9	4	200
Percentages: FG%: 36.8%; 3FG%: 23.3%; FT%: 65.0%.															

PITT 97 (8-1)

Player	tot-fg		3-pt		rebounds			pf	tp	a	to	blk	s	min	
	fg	fga	fg	fga	of	dc	tot								
PATTERSON, Lamar-f	3	10	1	3	0	0	2	4	6	0	7	6	1	0	21
ROBINSON, Nasir-f	8	9	0	0	3	4	7	7	14	3	19	5	0	0	27
BIRCH, Khem-c	1	3	0	0	0	0	3	3	6	4	2	0	2	1	11
WRIGHT, Cameron-g	1	4	0	2	0	0	2	2	2	2	0	2	0	0	16
GIBBS, Ashton-g	7	19	6	15	0	0	1	5	6	3	20	3	2	0	30
EPPS, Isaiah	0	3	0	3	0	1	0	0	0	1	0	3	0	0	9
JOHNSON, John	3	5	2	3	5	5	0	0	0	1	13	5	1	0	24
TAYLOR, Dante	3	4	0	0	4	5	4	3	7	2	10	1	2	2	23
RIVERS, Nick	0	1	0	1	0	0	0	0	0	0	0	0	1	0	1
NWANKWO, Aron	0	1	0	0	0	1	1	2	0	0	0	0	0	0	2
ZANNA, Talib	4	6	0	0	0	1	6	7	3	8	0	2	1	0	17
MOORE, J.J.	5	8	4	6	2	2	1	4	5	1	16	1	1	0	19
TEAM					2	3	5								
Totals.....	35	73	13	33	14	18	22	38	60	20	97	24	14	4	200
Percentages: FG%: 47.9%; 3FG%: 39.4%; FT%: 77.8%.															

Officials: Gary Prager (R), Mike Nance, Wally Rutecki; Technical fouls: None; Attendance: 8923.

Score by Periods	1st	2nd	Total
VMI	33	37	70
Pitt	57	40	97

11

No. 15 PITT 69, SOUTH CAROLINA STATE 55

December 17, 2011 • Petersen Events Center • Pittsburgh, Pa.

Pitt used a 9-0 run to build a seven point lead (27-20) with 3:00 to go in the first half...The run, which began four minutes before halftime, was sparked by an Ashton Gibbs 3-pointer and layup and back-to-back layups by Talib Zanna...In the second half, Pitt led the entire way and extended the margin to as many as 16 points (62-46) with 4:29 left...Pitt shot 49.1 percent (28-57) in the contest...Pitt won its eighth straight game and won 10 or more non-conference games for the 11th consecutive season...Talib Zanna registered his third career double-double and second of the year...Lamar Patterson tied or set career-highs for scoring (16 points) and field goals made (7)...Malcolm Gilbert sparked Pitt off the bench in the first half with inspired play and stellar defense...Pitt outscored SCSU 36-18 in the paint and outrebounded the Bulldogs 41-29...Pitt improved to 21-0 all-time vs. MEAC schools.

SOUTH CAROLINA STATE 55 (4-7)

Player	tot-fg		3-pt		rebounds			pf	tp	a	to	blk	s	min	
	fg	fga	fg	fga	of	dc	tot								
SANDERS, Omar-f	3	9	0	1	0	0	3	1	4	1	6	1	0	1	21
MARTIN, Aaron-f	0	1	0	1	0	0	0	0	0	2	0	1	1	0	9
BELL, Presano-c	0	5	0	0	0	0	2	2	1	0	0	0	0	1	19
TOOMBS, Khalif-g	6	9	4	4	0	0	0	3	3	3	16	3	2	0	32
RILEY, Brandon-g	8	17	3	5	2	4	2	1	3	2	21	3	2	0	37
IKHINMWIN, Joe	0	3	0	0	0	0	1	1	2	0	0	1	0	0	16
BARBER, Shaquil	4	7	1	2	3	5	1	4	5	3	12	2	3	0	32
JOINT, Devin	0	1	0	1	0	0	0	0	0	1	0	1	0	0	10
RADOVIC, Luke	0	2	0	0	0	0	2	3	5	1	0	1	1	0	24
TEAM					1	4	5								
Totals.....	21	54	8	14	5	9	10	19	29	14	55	13	10	1	200
Percentages: FG%: 38.9%; 3FG%: 57.1%; FT%: 55.6%.															

PITT 69 (10-1)

Player	tot-fg		3-pt		rebounds			pf	tp	a	to	blk	s	min	
	fg	fga	fg	fga	of	dc	tot								
PATTERSON, Lamar-f	7	11	2	5	0	2	5	3	6	2	16	3	1	2	33
ROBINSON, Nasir-f	3	5	0	0	2	4	2	4	6	3	8	4	3	1	24
TAYLOR, Dante-c	1	3	0	0	0	0	0	4	4	2	2	0	1	0	25
WRIGHT, Cameron-g	0	0	0	0	0	0	1	1	1	0	2	2	0	0	13
GIBBS, Ashton-g	6	18	2	12	0	0	0	3	3	0	14	6	1	0	38
EPPS, Isaiah	0	0	0	0	0	0	0	0	0	0	0	0	0	0	2
JOHNSON, John	3	6	0	2	2	1	0	1	0	8	1	0	0	0	20
GILBERT, Malcolm	1	1	0	0	0	0	1	0	1	2	2	0	0	0	5
ZANNA, Talib	4	6	0	0	4	6	5	9	14	2	12	0	3	0	26
MOORE, J.J.	3	7	1	4	0	0	2	0	2	1	7	1	0	1	14
TEAM					1	2	3								
Totals.....	28	57	5	23	8	14	15	26	41	13	69	17	11	5	200
Percentages: FG%: 49.1%; 3FG%: 21.7%; FT%: 57.1%.															

Officials: Tim Clougherty (R), Jeff Clark, Paul Szelc; Technical fouls: None; Attendance: 9521.

Score by Periods	1st	2nd	Total
South Carolina State	26	29	55
Pitt	31	38	69

10

No. 15 PITT 74, OKLAHOMA STATE 68

December 10, 2011 • Madison Square Garden • New York, N.Y.

In the Carquest Auto Parts Classic at Madison Square Garden, Pitt led the entire first half before using an 8-0 run to take a 12-point halftime lead (42-30)...In the 8-0 run which began just three minutes before the half, Ashton Gibbs hit back-to-back 3-pointers and Cameron Wright followed with a jumper...Pitt extended its lead to as many as 16 points in the second half (59-43 with 9:03 left), but OSU whittled that margin down to as few as five points (71-66) with 19 seconds left...Gibbs converted three free throws in the closing seconds to secure the win...Lamar Patterson registered his first career-double-double with 12 points and a career-high 10 rebounds...He also dished out a career-high seven assists...Pitt outrebounded OSU 43-25 and shot 53.1 percent for the game...Pitt won its seventh straight game and improved to 9-1...Following the season's first 10 games, the Panthers have amassed a 9-1 record in nine of the last 10 seasons...Pitt improved to 27-13 in games at Madison Square Garden since the 2000-01 season...Pitt also claimed its 15th in its last 22 contests at MSG...Pitt coach Jamie Dixon improved to 19-11 all-time in games played at MSG.

OKLAHOMA STATE 68 (6-3)

Player	tot-fg		3-pt		rebounds			pf	tp	a	to	blk	s	min	
	fg	fga	fg	fga	of	dc	tot								
OLUKEMI, Jean-Paul-f	3	10	0	1	2	2	1	1	2	1	8	0	1	0	23
BROWN, Markel-f	3	6	0	1	4	7	1	4	5	10	1	1	1	3	28
JURICK, Philip-c	1	2	0	0	0	0	3	5	8	3	2	1	0	6	28
PAGE, Keiton-g	4	9	4	8	0	0	0	0	0	3	12	1	0	0	31
GULLEY, Fred-g	0	0	0	0	0	0	1	1	2	4	0	1	0	0	13
GUFREERO, Cezar	2	4	2	3	0	0	1	0	1	2	6	0	0	0	13
NASH, Le'Bryan	9	20	0	1	2	3	0	2	2	3	20	0	1	1	33
DOWELL, Rezer	4	10	1	4	1	1	1	1	2	1	10	5	1	0	24
COBBINS, Michael	0	1	0	0	0	0	0	1	1	1	0	1	0	0	7
TEAM					2	2									
Totals.....	26	62	7	18	9	13	10	15	25	23	68	10	4	8	200
Percentages: FG%: 41.9%; 3FG%: 38.9%; FT%: 69.2%.															

PITT 74 (9-1)

Player	tot-fg		3-pt		rebounds			pf	tp	a	to	blk	s	min	
	fg	fga	fg	fga	of	dc	tot								
PATTERSON, Lamar-f	4	10	1	3	3	4	0	10	10	3	12	7	0	0	31
ROBINSON, Nasir-f	7	12	0	0	1	5	3	3	6	3	15	0	0	0	29
BIRCH, Khem-c	2	3	0	0	1	2	0	1	1	2	5	0	2	1	15
WRIGHT, Cameron-g	2	3	0	0	1	2	0	3	3	2	5	1	1	0	23
GIBBS, Ashton-g	4	8	2	4	7	8	0	2	2	2	17	2	1	0	39
EPPS, Isaiah	0	0	0	0	0	0	0	0	0	0	0	0	0	0	1
JOHNSON, John	1	2	1	2	2	3	0	0	0	1	5	2	4	0	18
TAYLOR, Dante	4	7	0	0	0	2	4	3	7	1	8	0	2	4	14
ZANNA, Talib	1	1	0												

13

WAGNER 59, No. 15 PITT 54

December 23, 2011 • Petersen Events Center • Pittsburgh, Pa.

Wagner used a 9-0 run to take a 25-19 first half lead then maintained its lead throughout the game for the win...Two Pitt turnovers and a Tyler Murray 3-pointer gave Wagner its 25-19 lead...A Chris Martin 3-pointer helped the Seahawks extend their lead to as many as 12 points in the second half (44-32) with 11:56 to go...Pitt battled back to within three points (49-46) on a Dante Taylor dunk with 2:31 left, but that was as close as the Panthers came...Wagner's Latif Rivers converted 6-6 free throws down the stretch to seal the win...Rivers scored all 18 of his points in the second half...Pitt scored only 54 points, its lowest offensive output since it scored just 51 vs. Notre Dame on Jan. 24, 2011...Pitt's nine-game win streak came to an end...Pitt lost for the first time to a Northeast Conference team and dropped to 70-1 all-time vs. NEC opponents...Pitt dropped to 156-14 all-time in the Petersen Events Center and 91-3 all-time vs. non-conference opponents in the arena...Pitt concluded its non-conference portion of the year with an 11-2 record.

WAGNER 59 (8-3)

Player	tot-fg		3-pt		rebounds					pf	tp	a	to	blk	s	min
	fg	fga	fg	fga	ft	fta	of	dc	tot							
WILLIAMS, Jonathon-f	3	8	0	2	1	3	3	6	9	4	7	0	3	0	1	26
FOLAHAN, Naon-f-c	0	4	0	0	1	2	3	5	8	3	1	2	0	0	0	29
MURRAY, Tyler-g	3	5	3	5	1	2	0	3	3	1	10	0	2	0	1	31
ORTIZ, Kenneth-g	6	9	0	1	0	0	1	1	2	4	12	7	3	0	1	35
RIVERS, Latif-g	5	12	2	5	6	6	1	2	3	3	18	2	3	0	0	28
BURTON, Marcus	1	2	0	1	0	0	1	0	1	0	2	0	0	0	1	12
MARTIN, Chris	1	3	1	3	0	0	0	0	0	4	3	0	1	0	1	15
PARKER, Orlando	1	4	0	0	0	0	0	0	0	0	1	2	0	0	0	11
THOMPSON, Josh	1	2	0	0	2	2	0	0	0	1	4	0	0	0	0	10
MOODY, Mano	0	0	0	0	0	0	0	0	0	2	0	0	1	0	0	3
TEAM	2	0	0	0	0	0	0	2	2	0	0	0	0	0	0	0
Totals.....	21	49	6	17	11	15	9	19	28	23	59	11	13	0	5	200
Percentages: FG%: 42.9%; 3FG%: 35.3%; FT%: 73.3%.																

PITT 54 (11-2)

Player	tot-fg		3-pt		rebounds					pf	tp	a	to	blk	s	min
	fg	fga	fg	fga	ft	fta	of	dc	tot							
PATTERSON, Lamar-f	1	9	1	5	3	4	3	3	6	2	6	4	4	0	2	34
ROBINSON, Nasir-f	4	6	0	0	1	4	3	6	9	2	9	3	5	0	0	36
TAYLOR, Dante-c	3	4	0	0	0	3	4	1	5	2	6	1	1	0	0	21
WRIGHT, Cameron-g	3	5	0	2	1	1	1	1	2	2	7	0	1	0	0	18
GIBBS, Ashton-g	5	16	1	7	3	4	1	2	3	1	14	1	4	0	0	37
EPPS, Isaiah	0	1	0	0	0	0	0	0	0	0	0	1	0	0	0	3
JOHNSON, John	0	1	0	0	2	3	0	1	1	1	2	0	1	0	1	11
GILBERT, Malcolm	0	0	0	0	0	0	0	0	0	0	0	0	0	0	0	3
ZANNA, Talib	2	4	0	0	2	2	4	2	6	1	6	0	0	0	1	20
MOORE, J.J.	1	2	0	1	2	2	0	3	3	3	4	0	2	0	0	17
TEAM	0	0	0	0	0	0	0	2	2	0	0	0	0	0	0	0
Totals.....	19	48	2	15	14	23	16	21	37	14	54	10	18	0	4	200
Percentages: FG%: 39.6%; 3FG%: 13.3%; FT%: 60.9%.																

Officials: Ed Hightower (R), John Gaffney, Mike Roberts; Technical fouls: None; Attendance: 9315.
 Score by Periods: 1st 2nd Total
 Wagner 29 30 59
 Pitt 25 29 54

15

CINCINNATI 66, No. 22 PITT 63

January 1, 2012 • Petersen Events Center • Pittsburgh, Pa.

Pitt battled back from a seven-point deficit (66-59 with 3:04 left) and had several shots and opportunities down the stretch, but could not convert...Cincinnati built a six-point lead (63-57) on a dunk and jumper by Dion Dixon with 4:54 to go in the game...Pitt used back-to-back dunks by Talib Zanna and J.J. Moore and an 8-0 run to build an early eight-point lead (13-5) with 11:42 to go in the first half...Pitt committed 17 turnovers in the game and 11 in the first half alone...Cincinnati hit a season opponent high 11 3-pointers...Nasir Robinson notched his third double-double of the year and ninth of his career...Pitt dropped its third straight game for the first time since the 2007-08 season...Pitt lost back-to-back games at the Petersen Events Center for only the third time since the building opened in 2002-03 and first time since 2005...The Panthers began Big East play at 0-2 for the first time since 1999-2000 season...Pitt dropped to 65-12 in Big East games played at the PEC.

CINCINNATI 66 (11-3, 1-0 Big East)

Player	tot-fg		3-pt		rebounds					pf	tp	a	to	blk	s	min
	fg	fga	fg	fga	ft	fta	of	dc	tot							
JACKSON, Justin-f	3	9	0	0	0	0	3	4	7	4	6	1	3	3	2	32
WRIGHT, Cashmere-g	3	10	1	5	0	0	1	0	1	1	7	7	1	0	4	35
DIXON, Dion-g	6	14	1	3	0	0	3	2	5	2	13	0	2	1	1	34
KILPATRICK, Sean-g	7	18	5	11	0	1	2	4	6	1	19	3	1	0	2	35
PARKER, Jaquon-g	7	11	4	6	3	5	4	3	7	2	21	3	1	0	1	37
DAVIS III, Jeremiah	0	1	0	0	0	0	0	0	0	2	0	0	0	0	1	8
GUYN, Ge'Luan	0	1	0	1	0	0	0	1	1	3	0	0	0	0	0	10
SANDERS, Jermaine	0	0	0	0	0	0	0	0	0	0	0	0	0	1	0	6
GAINES, Kelvin	0	1	0	0	0	0	1	1	1	0	0	0	0	0	0	5
TEAM	0	0	0	0	0	0	1	1	2	0	0	0	0	0	0	0
Totals.....	26	65	11	27	3	6	15	15	30	15	66	14	8	5	11	200
Percentages: FG%: 40.0%; 3FG%: 40.7%; FT%: 50.0%.																

PITT 63 (11-4, 0-2 Big East)

Player	tot-fg		3-pt		rebounds					pf	tp	a	to	blk	s	min
	fg	fga	fg	fga	ft	fta	of	dc	tot							
TAYLOR, Dante-f	0	4	0	1	2	2	5	6	11	1	2	0	3	2	0	29
PATTERSON, Lamar-f	4	10	3	6	2	2	3	1	4	3	13	3	1	0	1	32
ROBINSON, Nasir-f	8	12	0	0	3	4	5	5	10	2	19	3	3	1	0	37
WRIGHT, Cameron-g	1	4	0	1	1	2	1	1	2	0	3	1	2	1	0	18
GIBBS, Ashton-g	7	15	2	7	2	2	0	2	2	1	18	2	2	0	0	37
EPPS, Isaiah	0	1	0	1	0	0	0	0	0	0	0	0	0	0	0	2
JOHNSON, John	1	5	0	2	2	3	0	2	2	5	4	5	3	0	0	22
ZANNA, Talib	1	2	0	0	0	0	2	2	4	1	2	0	1	0	0	9
MOORE, J.J.	1	3	0	1	0	0	1	3	4	0	2	0	2	1	0	14
TEAM	0	0	0	0	0	0	1	4	5	0	0	0	0	0	0	0
Totals.....	23	56	5	19	12	15	18	26	44	13	63	14	17	5	1	200
Percentages: FG%: 41.1%; 3FG%: 26.3%; FT%: 80.0%.																

Officials: John Cahill (R), Roger Ayers, Lamar Simpson; Technical fouls: None; Attendance: 12508.

Score by Periods	1st	2nd	Total
Cincinnati	31	35	66
Pitt	31	32	63

14

NOTRE DAME 72, No. 22 PITT 59

December 27, 2011 • Purcell Pavilion at the Joyce Center • South Bend, Ind.

In the decisive second half, Notre Dame shot 72 percent (18-25) from the floor and 62.5 percent (5-8) from 3-point range in registering its 28th consecutive home win...Notre Dame's Alex Dragicevich scored 17 of his game-high 22 points and hit three 3-pointers in the second half...Back-to-back 3-pointers by Dragicevich and Jerin Grant extended UND's lead to 15 points (59-44) with 6:44 to go...Pitt used an 8-0 run to build a 19-12 lead with 7:46 left in the first half but Notre Dame rallied back with a 10-0 run of its own to lead 22-19...Talib Zanna registered his third double-double of the year and fourth of his career...Tray Woodall saw his first action after suffering an injury on Nov. 30 vs. Duquesne...Ashton Gibbs surpassed Brandin Knight on Pitt's all-time career scoring list...Notre Dame defeated Pitt for the fourth straight meeting...Notre Dame's win streak marks the first time an opponent has defeated Pitt in four consecutive meetings under Jamie Dixon...Pitt dropped its first Big East opener in four years...Pitt dropped to 27-30 all-time and 9-18 in games played at UND.

PITT 59 (11-3, 0-1 Big East)

Player	tot-fg		3-pt		rebounds					pf	tp	a	to	blk	s	min
	fg	fga	fg	fga	ft	fta	of	dc	tot							
TAYLOR, Dante-f	2	3	0	0	0	0	0	4	4	4	4	1	1	0	1	13
ROBINSON, Nasir-f	5	12	0	0	2	4	2	4	6	2	12	2	1	0	0	34
WRIGHT, Cameron-g	2	4	0	0	1	2	2	0	2	0	5	0	1	0	0	12
GIBBS, Ashton-g	5	10	0	2	2	2	2	0	2	3	12	5	0	0	0	34
PATTERSON, Lamar-g	3	8	0	2	2	2	1	5	6	3	8	1	2	0	1	28
WOODALL, Tray	0	5	0	3	0	0	0	0	0	0	0	0	0	0	0	18
JOHNSON, John	2	5	1	4	0	0	0	0	0	4	5	3	0	0	2	18
ZANNA, Talib	5	10	0	0	3	4	8	4	12	2	13	0	2	1	0	28
MOORE, J.J.	0	3	0	3	0	0	1	2	3	2	0	0	0	0	0	15
TEAM	0	0	0	0	0	0	1	3	4	0	0	0	0	0	0	0
Totals.....	24	60	1	14	10	14	17	22	39	20	59	14	9	1	4	200
Percentages: FG%: 40.0%; 3FG%: 7.1%; FT%: 71.4%.																

NOTRE DAME 72 (9-5, 1-0 Big East)

Player	tot-fg		3-pt		rebounds					pf	tp	a	to	blk	s	min
	fg	fga	fg	fga	ft	fta	of	dc	tot							
COOLEY, Jack-f	3	7	0	0	2	4	5	9	14	3	8	1	1	0	1	32
ATKINS, Eric-g	5	8	0	1	5	7	3	2	5	2	15	4	0	2	2	40
DRAGICEVICH, Alex-g	8	13	4	7	2	4	0	2	2	3	22	0	1	0	0	33
MARTIN, Scott-g	2	7	0	4	0	0	0	6	6	3	4	2	0	0	1	31
GRANT, Jerian-g	5	12	3	7	2	3	0	1	1	2	15	9	2	0	1	33
CONNAUGHTON, Pat	1	2	0	0	0	0	0	0	0	0	2	2	0	0	0	11
KNIGHT, Tom	3	5	0	0	0	0										

17

RUTGERS 62, PITT 39

January 11, 2012 • Petersen Events Center • Pittsburgh, Pa.

Rutgers outscored Pitt 11-2 over the first half's final 4:23 in registering a 30-19 halftime lead...The 11-point halftime deficit was Pitt's largest of the season...Pitt converted just 4-32 field goals in the first half (12.5 percent)...Rutgers used a 10-0 run fueled by six points from Eli Carter to take a 17 point lead (41-24) with 13:17 left in the game...The 23-point loss marked the largest loss in Petersen Events Center history...The last time Pitt began Big East play with an 0-4 record was in 1999-2000...Pitt's 21 percent shooting marked the lowest of the Jamie Dixon Era...Pitt's 39 points were its lowest scoring output since a 36-point outing on Dec. 4, 1973.

RUTGERS 62 (10-7, 2-2 Big East)

Player	tot-fg		3-pt		rebounds					pf	tp	a	to	blk	s	min
	fg	fga	fg	fga	of	dc	tot	of	dc							
MILLER, Dane-f	5	9	0	2	1	3	5	7	12	2	11	2	3	2	1	26
BRUTA, Gilydas-f	2	7	1	1	3	5	4	3	7	3	8	1	2	0	1	25
RANDALL, Derrick-c	2	2	0	0	3	4	1	2	3	2	7	0	0	3	0	25
SEAGEARS, Jerome-g	3	10	3	5	0	0	3	3	6	1	9	3	3	0	0	32
CARTER, Eli-g	3	16	1	9	3	4	0	3	3	2	14	2	5	0	0	31
MACK, Myles	0	4	0	2	0	0	0	5	5	0	0	1	0	0	1	24
POOLE, Mike	0	2	0	0	0	0	1	1	2	2	2	0	0	0	1	14
JOHNSON, Austin	2	2	0	0	2	2	1	2	3	2	6	0	0	0	0	9
JACK, Kadeem	1	1	0	0	1	2	0	1	1	0	3	0	0	0	1	6
RIGGIOLIOSO, Charlie	0	0	0	0	0	0	0	0	0	0	0	1	0	0	0	1
KONE, Malick	2	2	0	0	0	0	0	2	2	2	4	0	0	0	0	4
LEWIS, Greg	0	0	0	0	0	0	0	0	0	0	0	0	0	0	0	2
KUHN, Mike	0	0	0	0	0	0	0	0	0	0	0	0	0	0	0	1
TEAM							4	3	7	1			3			
Totals.....	22	55	5	19	13	20	19	32	51	17	62	10	16	6	4	200

Percentages: FG%: 40.0%; 3FG%: 26.3%; FT%: 65.0%.

PITT 39 (11-6, 0-4 Big East)

Player	tot-fg		3-pt		rebounds					pf	tp	a	to	blk	s	min
	fg	fga	fg	fga	of	dc	tot	of	dc							
ROBINSON, Nasir-f	3	9	0	0	1	3	3	6	9	4	7	0	4	1	1	29
PATTERSON, Lamar-f	1	7	0	0	0	0	3	2	5	3	2	1	2	0	1	23
ZANNA, Talib-c	2	7	0	0	2	3	1	1	2	2	6	0	0	1	1	25
JOHNSON, John-g	2	8	2	3	0	0	1	1	1	0	6	1	2	0	0	26
GIBBS, Ashton-g	2	11	0	7	4	5	1	2	3	1	8	3	3	0	0	31
EPPS, Isaiah-g	0	3	0	3	0	0	0	1	1	1	0	4	0	0	1	11
WRIGHT, Cameron	0	1	0	0	0	0	0	1	1	0	0	0	0	0	1	13
JOHNSON, Dante	0	1	0	0	0	0	1	2	3	1	0	0	0	0	1	15
GILBERT, Malcolm	0	0	0	0	0	0	0	0	0	1	0	0	1	0	0	3
MOORE, J.J.	2	10	2	6	4	4	0	1	1	3	10	0	3	0	0	24
TEAM							7	2	9							
Totals.....	12	57	4	19	11	15	16	19	35	16	39	9	15	3	5	200

Percentages: FG%: 21.1%; 3FG%: 21.1%; FT%: 73.3%.

Officials: Tim Higgins (R), Brian O'Connell, Mike Stuart; Technical fouls: None; Attendance: 10812.

Score by Periods	1st	2nd	Total
Rutgers	30	32	62
Pitt	19	20	39

19

No. 1 SYRACUSE 71, PITT 63

January 16, 2012 • Carrier Dome • Syracuse, N.Y.

From the jump ball, Syracuse jumped out to a 13-0 lead, using six points from Kris Joseph to establish its lead...Pitt used a 6-0 run to cut the deficit down to as few as four points in the first half...Pitt trailed by nine points at halftime after committing 11 first half turnovers and outrebounding SU 22-14...Pitt used a 7-2 run to trim the deficit all the way down to four points (53-49) on a Talib Zanna jumper with 8:36 to go...That was as close as the Panthers came as Syracuse answered with back-to-back 3-pointers from Kris Joseph and Dion Waiters to push the margin back to 10 points (59-49) with 7:16 left...Waiters sparked SU with 10 second half points...In the second half, Pitt shot just 50 percent (9-18) from the free throw line...Pitt's bench outscored Syracuse's 30-25...With the loss, Pitt's five-game win streak in the series and five-game win streak in games played in Syracuse was snapped...Pitt dropped to 2-14 vs. the nation's No. 1 ranked team...Pitt dropped to 0-6 in Big East play for the first time in school history.

PITT 63 (11-8, 0-6 Big East)

Player	tot-fg		3-pt		rebounds					pf	tp	a	to	blk	s	min
	fg	fga	fg	fga	of	dc	tot	of	dc							
PATTERSON, Lamar-f	3	6	0	3	4	7	4	1	5	5	10	3	2	0	0	27
ROBINSON, Nasir-f	1	5	0	0	2	8	2	4	6	2	4	3	3	1	0	34
ZANNA, Talib-f	3	8	0	0	3	4	3	3	6	3	9	0	0	0	1	22
EPPS, Isaiah-g	0	1	0	1	0	0	0	0	0	0	0	2	0	0	8	
GIBBS, Ashton-g	4	12	2	9	0	1	0	0	0	0	10	1	0	0	2	38
WRIGHT, Cameron	4	6	1	2	1	1	0	7	7	3	10	3	1	0	1	23
JOHNSON, John	3	4	3	4	0	0	1	1	2	5	9	2	1	0	0	19
TAYLOR, Dante	2	7	0	0	0	0	7	4	11	0	4	1	2	1	1	17
RIVERS, Nick	0	0	0	0	0	0	0	0	0	0	0	0	0	0	0	0+
MOORE, J.J.	2	7	1	4	2	2	1	1	2	1	7	0	2	0	1	12
TEAM							1	1	2	1						
Totals.....	22	56	7	23	12	23	19	21	40	20	63	13	14	2	6	200

Percentages: FG%: 39.3%; 3FG%: 30.4%; FT%: 52.2%.

SYRACUSE 71 (20-0, 7-0 Big East)

Player	tot-fg		3-pt		rebounds					pf	tp	a	to	blk	s	min
	fg	fga	fg	fga	of	dc	tot	of	dc							
CHRISTMAS, Rakeem-f	0	0	0	0	0	0	0	1	1	0	0	0	0	0	0	7
JOSEPH, Kris-f	5	11	1	6	1	1	0	2	2	1	12	1	0	0	0	34
MELO, Fab-c	4	8	0	0	2	2	3	7	10	5	10	1	5	6	0	29
JARDINE, Scoop-g	4	9	2	5	2	2	0	22	1	12	10	2	1	2	37	
FRICKE, Brandon-g	3	5	0	2	6	7	0	0	0	0	12	3	0	0	2	19
CARTER-WILLIAMS, M.	0	1	0	0	0	0	0	0	0	1	0	0	0	0	0	1
WAITERS, Dion	4	9	2	3	6	8	0	1	1	1	16	1	1	0	2	24
FAIR, C.J.	2	4	0	0	3	3	2	3	5	2	7	0	1	3	1	28
KEITA, Baye	0	0	0	0	0	0	0	1	1	1	0	0	1	1	0	10
SOUTHERLAND, James	1	3	0	2	0	0	1	1	2	3	2	0	0	0	0	11
TEAM							2	2	4							
Totals.....	23	50	5	18	20	23	8	20	28	15	71	16	10	11	8	200

Percentages: FG%: 46.0%; 3FG%: 27.8%; FT%: 87.0%.

Officials: John Cahill, John Gaffney, Tony Greene; Technical fouls: Pitt-TEAM, Syracuse-None; Attendance: 24826.

Score by Periods	1st	2nd	Total
Pitt	26	37	63
Syracuse	35	36	71

18

No. 25 MARQUETTE 62, PITT 57

January 14, 2012 • Bradley Center • Milwaukee, Wis.

Marquette surged to a 13-0 run midway through the second half in building an eight-point lead (49-41) with 7:52 remaining...Using a half-court press, the Golden Eagles took advantage of four Pitt turnovers and five points from Todd Mayo, including a key 3-point play with 10:02 left...Before the run, Pitt maintained a 41-36 lead on a J.J. Moore jumper with 12:28 left...Pitt led throughout the game's first 28 minutes, holding leads of as many as nine points on several occasions...Pitt cut Marquette's nine point lead down to three points (60-57) on an Ashton Gibbs 3-pointer from the corner with 54 seconds to play, but that was as close as the Panthers came...Gibbs scored a career-high 29 points for Pitt and set the school record for most career 3-point field goals with his fourth 3-pointer of the day...Gibbs scored 15 of his 29 points in the second half and 29 of Pitt's 57 total points...Pitt's four-game win streak vs. Marquette was snapped as the Panthers dropped to 8-7 all-time vs. MU...The last time Pitt began a Big East regular season with an 0-5 record was in 1999-2000.

PITT 57 (11-7, 0-5 Big East)

Player	tot-fg		3-pt		rebounds					pf	tp	a	to	blk	s	min
	fg	fga	fg	fga	of	dc	tot	of	dc							
ROBINSON, Nasir-f	5	11	0	1	0	0	3	4	7	4	10	3	7	0	3	32
PATTERSON, Lamar-f	3	7	1	3	0	0	4	3	7	1	7	2	4	0	1	28
ZANNA, Talib-f	1	2	0	0	0	0	1	4	5	2	2	0	2	0	3	29
EPPS, Isaiah-g	0	2	0	2	0	0	0	1	1	3	0	2	1	0	2	26
GIBBS, Ashton-g	8	16	4	8	9	10	0	1	1	1	29	2	1	0	0	37
WRIGHT, Cameron	0	0	0	0	0	0	0	0	0	0	0	0	0	0	0	5
JOHNSON, John	1	3	1	3	0	1	1	2	3	0	3	2	0	0	0	17
TAYLOR, Dante	0	0	0	0	0	0	2	2	3	0	0	1	0	0	0	4
GILBERT, Malcolm	0	0	0	0	0	0	0	1	1	2	0	0	0	1	1	7
MOORE, J.J.	2	5	0	3	2	3	0	1	1	2	6	0	1	0	0	15
TEAM							0	1	1							
Totals.....	20	46	6	20	11	14	11	18	29	18	57	11	17	1	10	200

Percentages: FG%: 43.5%; 3FG%: 30.0%; FT%: 78.6%.

MARQUETTE 62 (14-4, 3-2 Big East)

Player	tot-fg		3-pt		rebounds					pf	tp	a	to	blk	s	min
	fg	fga	fg	fga	of	dc	tot	of	dc							
CROWDER, Jac-f	5	12	3	7	2	2	0	4	4	3	15	1				



21

PITT 86, PROVIDENCE 74

January 25, 2012 • Petersen Events Center • Pittsburgh, Pa.

Ashton Gibbs hit four 3-pointers during a two minute first half span as Pitt extended a six point to lead 15 points (46-31) at halftime...Gibbs scored 16 of his 22 points in the first half alone...In the second half's first four minutes, Tray Woodall hit two 3-pointers to secure Pitt's lead...Providence cut the lead down to as few as seven points (70-63) with 8:02 left but Pitt answered with 6-0 run to push the lead back up to 13 points with 5:22 left...Despite scoring a game-high 26 points, Providence's Vincent Council did not score a point over the game's final 13 minutes...Pitt won its first Big East game and snapped an eight-game losing streak, its longest losing streak since the 1993-94 season...Pitt shot 49.2 percent from the floor, its best field goal percentage since its last win vs. St. Francis, Pa. on Dec. 20, 2011...Pitt improved to 7-0 vs. Providence at the Petersen Events Center and is now 20-3 all-time vs. PC in games played in Pittsburgh...It has now won 11 of the last 12 meetings against the Friars.

PROVIDENCE 74 (12-9, 1-7 Big East)

Player	tot-fg		3-pt		ft	fta	rebounds			tp	a	to	blk	s	min	
	fg	fga	fg	fga			of	dc	tot							pf
BATTS, Kadeem-f	1	6	0	0	0	0	1	0	1	1	2	0	3	2	0	25
HENTON, LaDontae-f	4	10	0	3	4	4	5	6	11	5	12	1	1	0	0	39
DIXON, Bilal-f	2	3	0	0	3	3	3	5	8	2	7	0	1	1	1	19
COTTON, Bryce-g	7	15	3	10	3	4	0	1	1	1	20	2	0	2	0	40
COUNCIL, Vincent-g	10	24	0	4	6	9	4	6	10	3	26	9	4	0	3	39
COLEMAN, Gerard	3	5	0	0	1	2	1	2	3	1	7	2	0	0	0	23
KOFANE, Brice	0	0	0	0	0	0	0	0	0	2	0	0	0	0	0	6
GOLDSBROUGH, Lec	0	0	0	0	0	0	0	0	0	0	0	0	0	0	0	1
GILPLAYE, Ron	0	1	0	0	0	0	0	0	0	2	0	1	2	0	1	8
TEAM							1	0	1							
Totals.....	27	64	3	17	17	22	15	20	35	17	74	15	11	5	5	200
Percentages: FG%: 42.2%; 3FG%: 17.6%; FT%: 77.3%.																

PITT 86 (12-9, 1-7 Big East)

Player	tot-fg		3-pt		ft	fta	rebounds			tp	a	to	blk	s	min	
	fg	fga	fg	fga			of	dc	tot							pf
PATTERSON, Lamar-f	3	8	1	2	2	2	4	7	11	1	9	2	2	1	3	31
ROBINSON, Nasir-f	7	13	0	0	0	1	2	4	6	3	14	2	2	0	0	27
ZAINNA, Talib-e	3	5	0	0	3	4	2	3	5	2	9	2	1	1	0	26
WOODALL, Tray-g	6	8	4	4	1	2	0	1	1	4	17	9	1	0	1	29
GIBBS, Ashton-g	8	17	5	11	1	2	0	1	1	2	22	4	1	0	0	38
WRIGHT, Cameron	0	3	0	0	0	0	0	4	4	0	0	1	1	0	0	9
JOHNSON, John	3	4	1	2	0	0	0	1	1	2	7	2	0	0	0	13
TAYLOR, Dante	1	4	0	0	2	2	2	0	2	3	4	0	2	0	0	14
MOORE, J.J.	1	3	0	1	2	2	1	4	5	1	4	0	0	1	1	13
TEAM							3	1	4							
Totals.....	32	65	11	20	11	15	14	26	40	18	86	22	10	3	5	200
Percentages: FG%: 49.2%; 3FG%: 55.0%; FT%: 73.3%.																

Officials: Ed Corbett (R), Tim Higgins, James Breeding; Technical fouls: None; Attendance: 10049.

Score by Periods	1st	2nd	Total
Providence	31	43	74
Pitt	46	40	86

2011-12 Pitt Basketball Statistics
PITT Season Schedule/Results & Leaders (as of Jan 25, 2012)
All games

RECORD:	OVERALL	HOME	AWAY	NEUTRAL
ALL GAMES	12-9	8-5	2-4	2-0
CONFERENCE	1-7	1-3	0-4	0-0
NON-CONFERENCE	11-2	7-2	2-0	2-0

Date	Opponent	Score	Att.	High Points	High Rebounds
11/11/11	ALBANY	W 89-56	10125	(25)WOODALL, Tray	(8)TAYLOR, Dante
11/13/11	+RIDER	W 86-78	8712	(24)GIBBS, Ashton	(8)PATTERSON, Lamar
11/16/11	LONG BEACH STATE	76-86 L	8215	(20)GIBBS, Ashton	(6)ZANNA, Talib
11/22/11	+LA SALLE	W 73-69	8375	(17)ROBINSON, Nasir	(6)BIRCH, Khem (6)ROBINSON, Nasir (6)MOORE, J.J.
11/25/11	&at Penn	W 78-58	6843	(16)GIBBS, Ashton	(10)BIRCH, Khem
11/27/11	+ROBERT MORRIS	W 81-71	8758	(21)GIBBS, Ashton	(15)ZANNA, Talib
11/30/11	vs Duquesne	W 80-69	15880	(18)GIBBS, Ashton	(11)TAYLOR, Dante
12/03/11	!at Tennessee	W 61-56	17249	(16)GIBBS, Ashton (16)ROBINSON, Nasir	(12)ROBINSON, Nasir
12/06/11	VMI	W 97-70	8923	(20)GIBBS, Ashton	(14)ROBINSON, Nasir
12/10/11	%vs Oklahoma State	W 74-68	17046	(17)GIBBS, Ashton	(10)PATTERSON, Lamar
12/17/11	SOUTH CAROLINA STATE	W 69-55	9521	(16)PATTERSON, Lamar	(14)ZANNA, Talib
12/20/11	ST. FRANCIS (PA)	W 71-47	8325	(15)MOORE, J.J.	(8)TAYLOR, Dante
12/23/11	WAGNER	54-59 L	9315	(14)GIBBS, Ashton	(9)ROBINSON, Nasir
12/27/11	*at Notre Dame	59-72 L	8231	(13)ZANNA, Talib	(12)ZANNA, Talib
01/01/12	*CINCINNATI	63-66 L	12508	(19)ROBINSON, Nasir	(11)TAYLOR, Dante
01/05/12	*at DePaul	81-84 L	8110	(16)ZANNA, Talib	(9)PATTERSON, Lamar
01/11/12	*RUTGERS	39-62 L	10812	(10)MOORE, J.J.	(9)ROBINSON, Nasir
01/14/12	*at Marquette	57-62 L	18404	(29)GIBBS, Ashton	(7)PATTERSON, Lamar (7)ROBINSON, Nasir
01/16/12	*at Syracuse	63-71 L	24826	(10)WRIGHT, Cameron (10)PATTERSON, Lamar (10)GIBBS, Ashton	(11)TAYLOR, Dante
01/21/12	*LOUISVILLE	62-73 L	12508	(14)GIBBS, Ashton (14)PATTERSON, Lamar	(7)ROBINSON, Nasir
01/25/12	*PROVIDENCE	W 86-74	10049	(22)GIBBS, Ashton	(11)PATTERSON, Lamar

+ = Philly HoopGroup Classic, Pittsburgh, Pa.
& = Philly HoopGroup Classic, Philadelphia, Pa.
! = Big East/SEC Challenge, Knoxville, Tenn.
% = Carquest Auto Parts Classic, New York, N.Y.
* = Conference game

Attendance Summary	Games	Attend	Avg/Game
Home	13	126146	9704
Away	6	83663	13944
Neutral	2	32926	16463
Total	21	242735	11559

2011-12 Pitt Basketball Statistics
PITT Combined Team Statistics (as of Jan 25, 2012)
All games

RECORD:	OVERALL	HOME	AWAY	NEUTRAL
ALL GAMES	12-9	8-5	2-4	2-0
CONFERENCE	1-7	1-3	0-4	0-0
NON-CONFERENCE	11-2	7-2	2-0	2-0

##	Player	gp-gs	min	Total		3-Point		F-Throw		Rebounds		pf	dq	a	to	blk	stl	pts	avg			
				fg-fga	fg%	3fg-fga	3fg%	ft-fga	ft%	off	def									tot	avg	
12	GIBBS, Ashton	21-21	740	35.2	121-312	.388	56-159	.352	52-63	.825	12	40	52	2.5	22	0	65	37	1	15	350	16.7
35	ROBINSON, Nasir	21-21	646	30.8	110-188	.585	0-2	.000	34-67	.507	63	79	142	6.8	54	1	47	52	5	15	254	12.1
01	WOODALL, Tray	10-9	291	29.1	39-81	.481	20-45	.444	18-22	.818	5	21	26	2.6	28	1	71	31	4	6	116	11.6
21	PATTERSON, Lamar	19-19	521	27.4	61-154	.396	23-57	.404	28-41	.683	40	72	112	5.9	45	2	68	33	6	20	173	9.1
11	TAYLOR, Dante	19-9	369	19.4	52-90	.578	0-1	.000	18-31	.581	56	54	110	5.8	39	0	8	21	16	8	122	6.4
42	ZANNA, Talib	21-6	402	19.1	54-91	.593	0-0	.000	23-41	.561	56	66	122	5.8	44	0	8	17	6	6	131	6.2
44	MOORE, J.J.	20-2	323	16.2	40-107	.374	16-57	.281	26-31	.839	13	49	62	3.1	25	0	7	22	4	7	122	6.1
04	JOHNSON, John	21-2	345	16.4	37-82	.451	23-49	.469	20-24	.833	4	12	16	0.8	33	2	36	23	0	7	117	5.6
24	BIRCH, Khem	10-6	150	15.0	16-28	.571	0-0	.000	12-22	.545	21	29	50	5.0	21	0	0	7	19	2	44	4.4
03	WRIGHT, Cameron	20-8	273	13.7	23-56	.411	2-12	.167	13-19	.684	9	29	38	1.9	24	0	17	23	2	9	61	3.1
14	RIVERS, Nick	4-0	5	1.3	1-3	.333	1-3	.333	0-0	.000	0	1	1	0.3	0	0	0	2	0	0	3	0.8
33	GILBERT, Malcolm	7-0	40	5.7	2-2	1.000	0-0	.000	0-0	.000	2	6	8	1.1	7	0	0	1	4	1	4	0.6
02	EPPS, Isaiah	14-2	89	6.4	1-15	.067	0-12	.000	0-3	.000	1	2	3	0.2	8	0	14	4	0	3	2	0.1
15	NWANKWO, Aron	3-0	6	2.0	0-2	.000	0-0	.000	0-0	.000	2	1	3	1.0	1	0	0	0	0	0	0	0.0
Team											45	32	77		1		5					
Total.....		21	4200		557-1211	.460	141-397	.355	244-364	.670	329	493	822	39.1	352	6	341	278	67	99	1499	71.4
Opponents.....		21	4200		514-1159	.443	137-402	.341	241-346	.697	215	393	608	29.0	360	-	297	228	85	131	1406	67.0

TEAM STATISTICS	PITT	OPP	Date	Opponent	Score	Att.
SCORING	1499	1406	11/11/11	ALBANY	w 89-56	10125
Points per game	71.4	67.0	+ 11/13/11	RIDER	w 86-78	8712
Scoring margin	+4.4	-	11/16/11	LONG BEACH STATE	L 76-86	8215
FIELD GOALS-ATT	557-1211	514-1159	+ 11/22/11	LA SALLE	w 73-69	8375
Field goal pct	.460	.443	& 11/25/11	at Penn	w 78-58	6843
3 POINT FG-ATT	141-397	137-402	+ 11/27/11	ROBERT MORRIS	w 81-71	8758
3-point FG pct	.355	.341	11/30/11	vs Duquesne	w 80-69	15880
3-pt FG made per game	6.7	6.5	! 12/03/11	at Tennessee	w 61-56	17249
FREE THROWS-ATT	244-364	241-346	12/06/11	VMI	w 97-70	8923
Free throw pct	.670	.697	% 12/10/11	vs Oklahoma State	w 74-68	17046
F-Throws made per game	11.6	11.5	12/17/11	SOUTH CAROLINA STATE	w 69-55	9521
REBOUNDS	822	608	12/20/11	ST. FRANCIS (PA)	w 71-47	8325
Rebounds per game	39.1	29.0	12/23/11	WAGNER	L 54-59	9315
Rebounding margin	+10.2	-	* 12/27/11	at Notre Dame	L 59-72	8231
ASSISTS	341	297	* 01/01/12	CINCINNATI	L 63-66	12508
Assists per game	16.2	14.1	* 01/05/12	at DePaul	L 81-84	8110
TURNOVERS	278	228	* 01/11/12	RUTGERS	L 39-62	10812
Turnovers per game	13.2	10.9	* 01/14/12	at Marquette	L 57-62	18404
Turnover margin	-2.4	-	* 01/16/12	at Syracuse	L 63-71	24826
Assist/turnover ratio	1.2	1.3	* 01/21/12	LOUISVILLE	L 62-73	12508
STEALS	99	131	* 01/25/12	PROVIDENCE	w 86-74	10049
Steals per game	4.7	6.2				
BLOCKS	67	85				
Blocks per game	3.2	4.0				
ATTENDANCE	126146	116589				
Home games-Avg/Game	13-9704	6-13944				
Neutral site-Avg/Game	-	2-16463				

+ = Philly HoopGroup Classic, Pittsburgh, Pa.
& = Philly HoopGroup Classic, Philadelphia, Pa.
! = Big East/SEC Challenge, Knoxville, Tenn.
% = Carquest Auto Parts Classic, New York, N.Y.
* = Conference game

Score by Periods	1st	2nd	Totals
PITT	735	764	1499
Opponents	626	780	1406

2011-12 Pitt Basketball Statistics
PITT Combined Team Statistics (as of Jan 25, 2012)
Conference games

RECORD:	OVERALL	HOME	AWAY	NEUTRAL
ALL GAMES	1-7	1-3	0-4	0-0
CONFERENCE	1-7	1-3	0-4	0-0
NON-CONFERENCE	0-0	0-0	0-0	0-0

#	Player	gp-gs	min	Total		3-Point		F-Throw		Rebounds				pf	dq	a	to	blk	stl	pts	avg									
				fg-fga	fg%	3fg-fga	3fg%	ft-fta	ft%	off	def	tot	avg																	
12	GIBBS, Ashton	8-8	287	35.9	44-108	.407	19-59	.322	19-24	.792	3	10	13	1.6	10	0	22	10	1	5	126	15.8								
35	ROBINSON, Nasir	8-8	256	32.0	39-84	.464	0-1	.000	13-27	.481	26	32	58	7.3	21	0	17	27	3	6	91	11.4								
21	PATTERSON, Lamar	8-8	231	28.9	27-68	.397	8-21	.381	11-17	.647	24	28	52	6.5	22	1	21	17	1	10	73	9.1								
42	ZANNA, Talib	8-6	182	22.8	26-48	.542	0-0	.000	12-18	.667	23	24	47	5.9	19	0	2	7	3	5	64	8.0								
04	JOHNSON, John	8-2	162	20.3	17-43	.395	11-26	.423	4-6	.667	3	10	13	1.6	20	2	21	11	0	4	49	6.1								
01	WOODALL, Tray	3-2	68	22.7	6-18	.333	4-10	.400	1-2	.500	0	2	2	0.7	6	0	13	6	0	2	17	5.7								
44	MOORE, J.J.	8-0	124	15.5	11-41	.268	3-23	.130	13-15	.867	4	18	22	2.8	12	0	0	10	2	3	38	4.8								
11	TAYLOR, Dante	8-2	121	15.1	12-27	.444	0-1	.000	7-9	.778	23	20	43	5.4	19	0	2	12	3	3	31	3.9								
03	WRIGHT, Cameron	8-2	100	12.5	8-22	.364	1-3	.333	4-7	.571	4	15	19	2.4	8	0	7	9	2	3	21	2.6								
33	GILBERT, Malcolm	3-0	15	5.0	0-0	.000	0-0	.000	0-0	.000	0	4	4	1.3	5	0	0	1	2	1	0	0.0								
02	EPPS, Isaiah	6-2	54	9.0	0-8	.000	0-7	.000	0-2	.000	0	2	2	0.3	4	0	7	4	0	3	0	0.0								
14	RIVERS, Nick	1-0	0	0.0	0-0	.000	0-0	.000	0-0	.000	0	0	0	0.0	0	0	0	0	0	0	0	0.0								
Team											19	13	32		1		1													
Total.....		8	1600		190-467	.407	46-151	.305	84-127	.661	129	178	307	38.4	147	3	112	115	17	45	510	63.8								
Opponents.....		8	1600		204-448	.455	54-159	.340	102-143	.713	95	170	265	33.1	131	-	125	94	45	63	564	70.5								

TEAM STATISTICS	PITT	OPP	Date	Opponent	Score	Att.
SCORING	510	564	* 12/27/11	at Notre Dame	L 59-72	8231
Points per game	63.8	70.5	* 01/01/12	CINCINNATI	L 63-66	12508
Scoring margin	-6.7	-	* 01/05/12	at DePaul	L 81-84	8110
FIELD GOALS-ATT	190-467	204-448	* 01/11/12	RUTGERS	L 39-62	10812
Field goal pct	.407	.455	* 01/14/12	at Marquette	L 57-62	18404
3 POINT FG-ATT	46-151	54-159	* 01/16/12	at Syracuse	L 63-71	24826
3-point FG pct	.305	.340	* 01/21/12	LOUISVILLE	L 62-73	12508
3-pt FG made per game	5.8	6.8	* 01/25/12	PROVIDENCE	W 86-74	10049
FREE THROWS-ATT	84-127	102-143				
Free throw pct	.661	.713				
F-Throws made per game	10.5	12.8				
REBOUNDS	307	265				
Rebounds per game	38.4	33.1				
Rebounding margin	+5.3	-				
ASSISTS	112	125				
Assists per game	14.0	15.6				
TURNOVERS	115	94				
Turnovers per game	14.4	11.8				
Turnover margin	-2.6	-				
Assist/turnover ratio	1.0	1.3				
STEALS	45	63				
Steals per game	5.6	7.9				
BLOCKS	17	45				
Blocks per game	2.1	5.6				
ATTENDANCE	45877	59571				
Home games-Avg/Game	4-11469	4-14893				
Neutral site-Avg/Game	-	0-0				

+ = Philly HoopGroup Classic, Pittsburgh, Pa.
 & = Philly HoopGroup Classic, Philadelphia, Pa.
 ! = Big East/SEC Challenge, Knoxville, Tenn.
 % = Carquest Auto Parts Classic, New York, N.Y.
 * = Conference game

Score by Periods	1st	2nd	Totals
PITT	243	267	510
Opponents	238	326	564

2011-12 Pitt Basketball Statistics
PITT Team Game-by-Game (as of Jan 25, 2012)
All games

TEAM STATISTICS

Opponent	Date	Score	W/L	Total		3-Pointers		Free throws		Rebounds				pf	a	t/o	blk	stl	pts	avg
				fg-fga	pct	3fg-fga	pct	ft-fta	pct	off	def	tot	avg							
ALBANY	11/11/11	89-56	W	34-63	.540	13-22	.591	8-10	.800	15	20	35	35.0	17	24	7	2	6	89	89.0
RIDER	11/13/11	86-78	W	31-62	.500	12-34	.353	12-21	.571	20	23	43	39.0	14	22	9	5	1	86	87.5
LONG BEACH STATE	11/16/11	76-86	L	27-58	.466	9-20	.450	13-14	.929	11	15	26	34.7	20	17	12	2	5	76	83.7
LA SALLE	11/22/11	73-69	W	26-53	.491	7-12	.583	14-20	.700	13	29	42	36.5	17	20	21	9	5	73	81.0
at Penn	11/25/11	78-58	W	31-53	.585	5-12	.417	11-16	.688	8	22	30	35.2	14	19	9	3	9	78	80.4
ROBERT MORRIS	11/27/11	81-71	W	26-54	.481	8-21	.381	21-32	.656	15	24	39	35.8	23	17	9	7	3	81	80.5
vs Duquesne	11/30/11	80-69	W	29-54	.537	11-21	.524	11-15	.733	16	23	39	36.3	20	17	23	1	2	80	80.4
at Tennessee	12/03/11	61-56	W	27-64	.422	4-12	.333	3-9	.333	17	21	38	36.5	10	14	6	2	4	61	78.0
VMI	12/06/11	97-70	W	35-73	.479	13-33	.394	14-18	.778	22	38	60	39.1	20	24	14	4	3	97	80.1
vs Oklahoma State	12/10/11	74-68	W	26-49	.531	4-10	.400	18-29	.621	14	29	43	39.5	17	14	12	5	2	74	79.5
SOUTH CAROLINA STAT	12/17/11	69-55	W	28-57	.491	5-23	.217	8-14	.571	15	26	41	39.6	13	17	11	5	4	69	78.5
ST. FRANCIS (PA)	12/20/11	71-47	W	28-56	.500	2-11	.182	13-16	.813	18	24	42	39.8	6	14	12	5	6	71	77.9
WAGNER	12/23/11	54-59	L	19-48	.396	2-15	.133	14-23	.609	16	21	37	39.6	14	10	18	0	4	54	76.1
at Notre Dame	12/27/11	59-72	L	24-60	.400	1-14	.071	10-14	.714	17	22	39	39.6	20	14	9	1	4	59	74.9
CINCINNATI	01/01/12	63-66	L	23-56	.411	5-19	.263	12-15	.800	18	26	44	39.9	13	14	17	5	1	63	74.1
at DePaul	01/05/12	81-84	L	30-68	.441	5-14	.357	16-25	.640	20	30	50	40.5	23	13	15	1	7	81	74.5
RUTGERS	01/11/12	39-62	L	12-57	.211	4-19	.211	11-15	.733	16	19	35	40.2	16	9	15	3	5	39	72.4
at Marquette	01/14/12	57-62	L	20-46	.435	6-20	.300	11-14	.786	11	18	29	39.6	18	11	17	1	10	57	71.6
at Syracuse	01/16/12	63-71	L	22-56	.393	7-23	.304	12-23	.522	19	21	40	39.6	20	13	14	2	6	63	71.1
LOUISVILLE	01/21/12	62-73	L	27-59	.458	7-22	.318	1-6	.167	14	16	30	39.1	19	16	18	1	7	62	70.7
PROVIDENCE	01/25/12	86-74	W	32-65	.492	11-20	.550	11-15	.733	14	26	40	39.1	18	22	10	3	5	86	71.4
PITT		1499		557-1211	.460	141-397	.355	244-364	.670	329	493	822	39.1	352	341	278	67	99	1499	71.4
Opponents		1406		514-1159	.443	137-402	.341	241-346	.697	215	393	608	29.0	360	297	228	85	131	1406	67.0

Games played: 21
Points/game: 71.4
FG Pct: 46.0
3FG Pct: 35.5
FT Pct: 67.0

Rebounds/game: 39.1
Assists/game: 16.2
Turnovers/game: 13.2
Assist/turnover ratio: 1.2
Steals/game: 4.7
Blocks/game: 3.2

2011-12 Pitt Basketball Statistics
PITT Opponent Game-by-Game (as of Jan 25, 2012)
All games

OPPONENT STATISTICS

Opponent	Date	Score		Total		3-Pointers		Free throws		Rebounds				pf	a	t/o	blk	stl	pts	avg
				fg-fga	pct	3fg-fga	pct	ft-fta	pct	off	def	tot	avg							
ALBANY	11/11/11	89-56	W	19-44	.432	3-17	.176	15-23	.652	8	15	23	23.0	11	7	11	3	3	56	56.0
RIDER	11/13/11	86-78	W	30-56	.536	10-23	.435	8-9	.889	4	15	19	21.0	17	18	5	3	2	78	67.0
LONG BEACH STATE	11/16/11	76-86	L	32-54	.593	7-18	.389	15-23	.652	9	20	29	23.7	16	24	10	2	6	86	73.3
LA SALLE	11/22/11	73-69	W	26-60	.433	4-16	.250	13-17	.765	8	16	24	23.8	21	12	12	6	11	69	72.2
at Penn	11/25/11	78-58	W	21-52	.404	9-24	.375	7-15	.467	14	18	32	25.4	15	9	16	2	4	58	69.4
ROBERT MORRIS	11/27/11	81-71	W	22-59	.373	6-21	.286	21-27	.778	17	18	35	27.0	25	18	8	1	3	71	69.7
vs Duquesne	11/30/11	80-69	W	25-48	.521	6-17	.353	13-21	.619	3	12	15	25.3	19	13	12	1	9	69	69.6
at Tennessee	12/03/11	61-56	W	23-51	.451	4-14	.286	6-8	.750	7	25	32	26.1	16	13	11	6	3	56	67.9
VMI	12/06/11	97-70	W	25-68	.368	7-30	.233	13-20	.650	11	20	31	26.7	16	13	9	4	7	70	68.1
vs Oklahoma State	12/10/11	74-68	W	26-62	.419	7-18	.389	9-13	.692	10	15	25	26.5	23	10	4	8	5	68	68.1
SOUTH CAROLINA STAT	12/17/11	69-55	W	21-54	.389	8-14	.571	5-9	.556	10	19	29	26.7	14	13	10	1	3	55	66.9
ST. FRANCIS (PA)	12/20/11	71-47	W	19-54	.352	6-14	.429	3-3	1.000	10	11	21	26.3	13	11	13	3	7	47	65.2
WAGNER	12/23/11	54-59	L	21-49	.429	6-17	.353	11-15	.733	9	19	28	26.4	23	11	13	0	5	59	64.8
at Notre Dame	12/27/11	59-72	L	27-53	.509	7-19	.368	11-18	.611	10	20	30	26.6	14	18	6	4	5	72	65.3
CINCINNATI	01/01/12	63-66	L	26-65	.400	11-27	.407	3-6	.500	15	15	30	26.9	15	14	8	5	11	66	65.3
at DePaul	01/05/12	81-84	L	31-65	.477	10-22	.455	12-19	.632	8	24	32	27.2	24	18	11	6	9	84	66.5
RUTGERS	01/11/12	39-62	L	22-55	.400	5-19	.263	13-20	.650	19	32	51	28.6	17	10	16	6	4	62	66.2
at Marquette	01/14/12	57-62	L	22-49	.449	7-20	.350	11-15	.733	12	17	29	28.6	15	17	15	3	9	62	66.0
at Syracuse	01/16/12	63-71	L	23-50	.460	5-18	.278	20-23	.870	8	20	28	28.6	15	16	10	11	8	71	66.3
LOUISVILLE	01/21/12	62-73	L	26-47	.553	6-17	.353	15-20	.750	8	22	30	28.7	14	17	17	5	12	73	66.6
PROVIDENCE	01/25/12	86-74	W	27-64	.422	3-17	.176	17-22	.773	15	20	35	29.0	17	15	11	5	5	74	67.0
Opponents		1406		514-1159	.443	137-402	.341	241-346	.697	215	393	608	29.0	360	297	228	85	131	1406	67.0
PITT		1499		557-1211	.460	141-397	.355	244-364	.670	329	493	822	39.1	352	341	278	67	99	1499	71.4

Games played: 21
Points/game: 67.0
FG Pct: 44.3
3FG Pct: 34.1
FT Pct: 69.7

Rebounds/game: 29.0
Assists/game: 14.1
Turnovers/game: 10.9
Assist/turnover ratio: 1.3
Steals/game: 6.2
Blocks/game: 4.0

2011-12 Pitt Basketball Statistics
PITT Points-Rebounds-Assists (as of Jan 25, 2012)
All games

Opponent	Date	Score		01	02	03	04	11	12	14
				WOODALL,TR	EPPS,ISAIA	WRIGHT,CAM	JOHNSON,JO	TAYLOR,DAN	GIBBS,ASHT	RIVERS,NIC
ALBANY	11/11/11	89-56	w	25-6-10	2-1-1	2-1-0	8-0-0	7-8-0	21-0-7	3-1-0
RIDER	11/13/11	86-78	w	17-7-10	DNP	1-0-0	3-0-1	8-3-0	24-4-1	DNP
LONG BEACH STATE	11/16/11	76-86	L	17-3-4	DNP	0-1-1	2-1-1	2-3-0	20-2-4	DNP
LA SALLE	11/22/11	73-69	w	12-3-10	DNP	0-0-0	0-0-1	11-6-0	14-5-3	DNP
at Penn	11/25/11	78-58	w	7-2-7	DNP	2-2-2	4-0-1	DNP	16-3-4	DNP
ROBERT MORRIS	11/27/11	81-71	w	12-0-10	DNP	13-3-1	6-0-0	DNP	21-1-2	DNP
vs Duquesne	11/30/11	80-69	w	9-3-7	0-0-0	DNP	9-0-0	15-11-3	18-3-1	DNP
at Tennessee	12/03/11	61-56	w	DNP	0-0-0	0-2-2	8-0-3	8-5-0	16-5-6	DNP
VMI	12/06/11	97-70	w	DNP	0-0-3	2-2-0	13-0-5	10-7-1	20-6-3	0-0-0
vs Oklahoma State	12/10/11	74-68	w	DNP	0-0-0	5-3-1	5-0-2	8-7-0	17-2-2	DNP
SOUTH CAROLINA STATE	12/17/11	69-55	w	DNP	0-0-0	0-1-2	8-1-1	2-4-0	14-3-6	DNP
ST. FRANCIS (PA)	12/20/11	71-47	w	DNP	0-0-2	8-2-1	0-0-0	14-8-1	9-2-3	0-0-0
WAGNER	12/23/11	54-59	L	DNP	0-0-1	7-2-0	2-1-0	6-5-1	14-3-1	DNP
at Notre Dame	12/27/11	59-72	L	0-0-2	DNP	5-2-0	5-0-3	4-4-1	12-2-5	DNP
CINCINNATI	01/01/12	63-66	L	DNP	0-0-0	3-2-1	4-2-5	2-11-0	18-2-2	DNP
at DePaul	01/05/12	81-84	L	DNP	0-0-0	3-3-2	10-4-4	9-5-0	13-3-4	DNP
RUTGERS	01/11/12	39-62	L	DNP	0-1-4	0-1-0	6-1-1	0-3-0	8-3-3	DNP
at Marquette	01/14/12	57-62	L	DNP	0-1-2	0-0-0	3-3-2	0-2-0	29-1-2	DNP
at Syracuse	01/16/12	63-71	L	DNP	0-0-0	10-7-3	9-2-2	4-11-1	10-0-1	0-0-0
LOUISVILLE	01/21/12	62-73	L	0-1-2	0-0-1	0-0-0	5-0-2	8-5-0	14-1-1	DNP
PROVIDENCE	01/25/12	86-74	w	17-1-9	DNP	0-4-1	7-1-2	4-2-0	22-1-4	DNP

Opponent	Date	Score		15	21	24	33	35	42	44
				NWANKWO,AR	PATTERSON,	BIRCH,KHEM	GILBERT,MA	ROBINSON,N	ZANNA,TALI	MOORE,JJ
ALBANY	11/11/11	89-56	w	0-0-0	6-7-6	2-3-0	DNP	8-2-0	5-3-0	DNP
RIDER	11/13/11	86-78	w	DNP	4-8-5	2-3-0	DNP	22-6-4	2-7-1	3-2-0
LONG BEACH STATE	11/16/11	76-86	L	DNP	16-5-4	0-0-0	0-0-0	19-3-2	0-6-0	0-1-1
LA SALLE	11/22/11	73-69	w	DNP	4-4-4	4-6-0	DNP	17-6-0	2-3-1	9-6-1
at Penn	11/25/11	78-58	w	DNP	DNP	15-10-0	DNP	14-4-3	8-2-1	12-6-1
ROBERT MORRIS	11/27/11	81-71	w	DNP	DNP	8-11-0	DNP	3-3-4	10-15-0	8-1-0
vs Duquesne	11/30/11	80-69	w	DNP	10-2-1	2-5-0	DNP	7-6-3	5-1-1	5-4-1
at Tennessee	12/03/11	61-56	w	DNP	8-1-3	4-5-0	DNP	16-12-0	1-2-0	0-0-0
VMI	12/06/11	97-70	w	0-2-0	7-6-6	2-6-0	DNP	19-14-5	8-7-0	16-5-1
vs Oklahoma State	12/10/11	74-68	w	DNP	12-10-7	5-1-0	DNP	15-6-0	2-4-1	5-4-1
SOUTH CAROLINA STATE	12/17/11	69-55	w	DNP	16-6-3	DNP	2-1-0	8-6-4	12-14-0	7-2-1
ST. FRANCIS (PA)	12/20/11	71-47	w	0-1-0	11-5-4	DNP	2-3-0	6-7-2	6-5-1	15-6-0
WAGNER	12/23/11	54-59	L	DNP	6-6-4	DNP	0-0-0	9-9-3	6-6-0	4-3-0
at Notre Dame	12/27/11	59-72	L	DNP	8-6-1	DNP	DNP	12-6-2	13-12-0	0-3-0
CINCINNATI	01/01/12	63-66	L	DNP	13-4-3	DNP	DNP	19-10-3	2-4-0	2-4-0
at DePaul	01/05/12	81-84	L	DNP	10-9-2	DNP	0-3-0	13-7-1	16-7-0	7-5-0
RUTGERS	01/11/12	39-62	L	DNP	2-5-1	DNP	0-0-0	7-9-0	6-2-0	10-1-0
at Marquette	01/14/12	57-62	L	DNP	7-7-2	DNP	0-1-0	10-7-3	2-5-0	6-1-0
at Syracuse	01/16/12	63-71	L	DNP	10-5-3	DNP	DNP	4-6-3	9-6-0	7-1-0
LOUISVILLE	01/21/12	62-73	L	DNP	14-5-7	DNP	DNP	12-7-3	7-6-0	2-2-0
PROVIDENCE	01/25/12	86-74	w	DNP	9-11-2	DNP	DNP	14-6-2	9-5-2	4-5-0

2011-12 Pitt Basketball Statistics
PITT Game-by-Game Highs (as of Jan 25, 2012)
All games

Opponent	Date	Score	Points	Rebounds	Assists	Steals	Blocked shots
ALBANY	11/11/11	89-56	25-WOODALL, Tray	8-TAYLOR, Dante	10-WOODALL, Tray	2-WOODALL, Tray	1-TAYLOR, Dante WOODALL, Tray
RIDER	11/13/11	86-78	24-GIBBS, Ashton	8-PATTERSON, Lam	10-WOODALL, Tray	1-PATTERSON, Lam	2-TAYLOR, Dante
LONG BEACH STATE	11/16/11	76-86	20-GIBBS, Ashton	6-ZANNA, Talib	4-GIBBS, Ashton WOODALL, Tray PATTERSON, Lama	2-PATTERSON, Lam	1-TAYLOR, Dante BIRCH, Khem
LA SALLE	11/22/11	73-69	17-ROBINSON, Nasir	6-TAYLOR, Dante MOORE, J.J. ROBINSON, Nasir BIRCH, Khem	10-WOODALL, Tray	1-BIRCH, Khem TAYLOR, Dante GIBBS, Ashton ROBINSON, Nasir WOODALL, Tray	3-WOODALL, Tray BIRCH, Khem
at Penn	11/25/11	78-58	16-GIBBS, Ashton	10-BIRCH, Khem	7-WOODALL, Tray	3-ROBINSON, Nasir	3-BIRCH, Khem
ROBERT MORRIS	11/27/11	81-71	21-GIBBS, Ashton	15-ZANNA, Talib	10-WOODALL, Tray	2-WRIGHT, Cameron	6-BIRCH, Khem
vs Duquesne	11/30/11	80-69	18-GIBBS, Ashton	11-TAYLOR, Dante	7-WOODALL, Tray	1-GIBBS, Ashton ROBINSON, Nasir	1-BIRCH, Khem
at Tennessee	12/03/11	61-56	16-ROBINSON, Nasir GIBBS, Ashton	12-ROBINSON, Nasir	6-GIBBS, Ashton	3-GIBBS, Ashton	2-BIRCH, Khem
VMI	12/06/11	97-70	20-GIBBS, Ashton	14-ROBINSON, Nasir	6-PATTERSON, Lam	1-MOORE, J.J. TAYLOR, Dante JOHNSON, John	2-TAYLOR, Dante
vs Oklahoma State	12/10/11	74-68	17-GIBBS, Ashton	10-PATTERSON, Lam	7-PATTERSON, Lam	1-TAYLOR, Dante GIBBS, Ashton	4-TAYLOR, Dante
SOUTH CAROLINA STATE	12/17/11	69-55	16-PATTERSON, Lam	14-ZANNA, Talib	6-GIBBS, Ashton	2-ROBINSON, Nasir	2-PATTERSON, Lam
ST. FRANCIS (PA)	12/20/11	71-47	15-MOORE, J.J.	8-TAYLOR, Dante	4-PATTERSON, Lam	3-PATTERSON, Lam	2-GILBERT, Malcolm
WAGNER	12/23/11	54-59	14-GIBBS, Ashton	9-ROBINSON, Nasir	4-PATTERSON, Lam	2-PATTERSON, Lam	None
at Notre Dame	12/27/11	59-72	13-ZANNA, Talib	12-ZANNA, Talib	5-GIBBS, Ashton	2-JOHNSON, John	1-ZANNA, Talib
CINCINNATI	01/01/12	63-66	19-ROBINSON, Nasir	11-TAYLOR, Dante	5-JOHNSON, John	1-PATTERSON, Lam	2-TAYLOR, Dante
at DePaul	01/05/12	81-84	16-ZANNA, Talib	9-PATTERSON, Lam	4-GIBBS, Ashton JOHNSON, John	2-WRIGHT, Cameron PATTERSON, Lama GIBBS, Ashton	1-GILBERT, Malcolm
RUTGERS	01/11/12	39-62	10-MOORE, J.J.	9-ROBINSON, Nasir	4-EPPS, Isaiah	1-ROBINSON, Nasir ZANNA, Talib PATTERSON, Lama TAYLOR, Dante EPPS, Isaiah	1-ROBINSON, Nasir WRIGHT, Cameron ZANNA, Talib
at Marquette	01/14/12	57-62	29-GIBBS, Ashton	7-ROBINSON, Nasir PATTERSON, Lama	3-ROBINSON, Nasir	3-ZANNA, Talib ROBINSON, Nasir	1-GILBERT, Malcolm
at Syracuse	01/16/12	63-71	10-GIBBS, Ashton	11-TAYLOR, Dante	3-PATTERSON, Lam WRIGHT, Cameron ROBINSON, Nasir	2-GIBBS, Ashton	1-TAYLOR, Dante ROBINSON, Nasir
LOUISVILLE	01/21/12	62-73	14-PATTERSON, Lam GIBBS, Ashton	7-ROBINSON, Nasir	7-PATTERSON, Lam	2-ROBINSON, Nasir	1-GIBBS, Ashton
PROVIDENCE	01/25/12	86-74	22-GIBBS, Ashton	11-PATTERSON, Lam	9-WOODALL, Tray	3-PATTERSON, Lam	1-ZANNA, Talib MOORE, J.J. PATTERSON, Lama

2011-12 Pitt Basketball Statistics
PITT Team High/Low Analysis (as of Jan 25, 2012)
All games

PITT - TEAM GAME HIGHS

POINTS	97		VMI (12/06/11)
	89		ALBANY (11/11/11)
	86		PROVIDENCE (01/25/12)
	86		RIDER (11/13/11)
	81		at DePaul (01/05/12)
	81		ROBERT MORRIS (11/27/11)
FIELD GOALS MADE	35		VMI (12/06/11)
	34		ALBANY (11/11/11)
FIELD GOAL ATTEMPTS	73		VMI (12/06/11)
	68		at DePaul (01/05/12)
FIELD GOAL PERCENTAGE	.585	(31-53)	at Penn (11/25/11)
	.540	(34-63)	ALBANY (11/11/11)
3 PT FIELD GOALS MADE	13		VMI (12/06/11)
	13		ALBANY (11/11/11)
3 PT FG ATTEMPTS	34		RIDER (11/13/11)
	33		VMI (12/06/11)
3 PT FG PERCENTAGE	.591	(13-22)	ALBANY (11/11/11)
	.583	(7-12)	LA SALLE (11/22/11)
FREE THROWS MADE	21		ROBERT MORRIS (11/27/11)
	18		vs Oklahoma State (12/10/11)
FREE THROW ATTEMPTS	32		ROBERT MORRIS (11/27/11)
	29		vs Oklahoma State (12/10/11)
FREE THROW PERCENTAGE	.929	(13-14)	LONG BEACH STATE (11/16/11)
	.813	(13-16)	ST. FRANCIS (PA) (12/20/11)
REBOUNDS	60		VMI (12/06/11)
	50		at DePaul (01/05/12)
ASSISTS	24		VMI (12/06/11)
	24		ALBANY (11/11/11)
STEALS	10		at Marquette (01/14/12)
	9		at Penn (11/25/11)
BLOCKED SHOTS	9		LA SALLE (11/22/11)
	7		ROBERT MORRIS (11/27/11)
TURNOVERS	23		vs Duquesne (11/30/11)
	21		LA SALLE (11/22/11)
FOULS	23		at DePaul (01/05/12)
	23		ROBERT MORRIS (11/27/11)

2011-12 Pitt Basketball Statistics
PITT High/Low Analysis (as of Jan 25, 2012)
All games

Opponent - GAME HIGHS

POINTS	86		LONG BEACH STATE (11/16/11)
	84		at DePaul (01/05/12)
	78		RIDER (11/13/11)
	74		PROVIDENCE (01/25/12)
	73		LOUISVILLE (01/21/12)
FIELD GOALS MADE	32		LONG BEACH STATE (11/16/11)
	31		at DePaul (01/05/12)
FIELD GOAL ATTEMPTS	68		VMI (12/06/11)
	65		at DePaul (01/05/12)
	65		CINCINNATI (01/01/12)
FIELD GOAL PERCENTAGE	.593	(32-54)	LONG BEACH STATE (11/16/11)
	.553	(26-47)	LOUISVILLE (01/21/12)
3 PT FIELD GOALS MADE	11		CINCINNATI (01/01/12)
	10		at DePaul (01/05/12)
	10		RIDER (11/13/11)
3 PT FG ATTEMPTS	30		VMI (12/06/11)
	27		CINCINNATI (01/01/12)
3 PT FG PERCENTAGE	.571	(8-14)	SOUTH CAROLINA STATE (12/17/11)
	.455	(10-22)	at DePaul (01/05/12)
FREE THROWS MADE	21		ROBERT MORRIS (11/27/11)
	20		at Syracuse (01/16/12)
FREE THROW ATTEMPTS	27		ROBERT MORRIS (11/27/11)
	23		at Syracuse (01/16/12)
	23		LONG BEACH STATE (11/16/11)
	23		ALBANY (11/11/11)
FREE THROW PERCENTAGE	1.000	(3-3)	ST. FRANCIS (PA) (12/20/11)
	.889	(8-9)	RIDER (11/13/11)
REBOUNDS	51		RUTGERS (01/11/12)
	35		PROVIDENCE (01/25/12)
	35		ROBERT MORRIS (11/27/11)
ASSISTS	24		LONG BEACH STATE (11/16/11)
	18		at DePaul (01/05/12)
	18		at Notre Dame (12/27/11)
	18		ROBERT MORRIS (11/27/11)
	18		RIDER (11/13/11)
STEALS	12		LOUISVILLE (01/21/12)
	11		CINCINNATI (01/01/12)
	11		LA SALLE (11/22/11)
BLOCKED SHOTS	11		at Syracuse (01/16/12)
	8		vs Oklahoma State (12/10/11)
TURNOVERS	17		LOUISVILLE (01/21/12)
	16		RUTGERS (01/11/12)
	16		at Penn (11/25/11)
FOULS	25		ROBERT MORRIS (11/27/11)
	24		at DePaul (01/05/12)

2011-12 Pitt Basketball Statistics
PITT High/Low Analysis (as of Jan 25, 2012)
All games

PITT - GAME LOWS

POINTS	39		RUTGERS (01/11/12)
	54		WAGNER (12/23/11)
	57		at Marquette (01/14/12)
	59		at Notre Dame (12/27/11)
	61		at Tennessee (12/03/11)
FIELD GOALS MADE	12		RUTGERS (01/11/12)
	19		WAGNER (12/23/11)
FIELD GOAL ATTEMPTS	46		at Marquette (01/14/12)
	48		WAGNER (12/23/11)
FIELD GOAL PERCENTAGE	.211	(12-57)	RUTGERS (01/11/12)
	.393	(22-56)	at Syracuse (01/16/12)
3 PT FIELD GOALS MADE	1		at Notre Dame (12/27/11)
	2		ST. FRANCIS (PA) (12/20/11)
	2		WAGNER (12/23/11)
3 PT FG ATTEMPTS	10		vs Oklahoma State (12/10/11)
	11		ST. FRANCIS (PA) (12/20/11)
3 PT FG PERCENTAGE	.071	(1-14)	at Notre Dame (12/27/11)
	.133	(2-15)	WAGNER (12/23/11)
FREE THROWS MADE	1		LOUISVILLE (01/21/12)
	3		at Tennessee (12/03/11)
FREE THROW ATTEMPTS	6		LOUISVILLE (01/21/12)
	9		at Tennessee (12/03/11)
FREE THROW PERCENTAGE	.167	(1-6)	LOUISVILLE (01/21/12)
	.333	(3-9)	at Tennessee (12/03/11)
REBOUNDS	26		LONG BEACH STATE (11/16/11)
	29		at Marquette (01/14/12)
ASSISTS	9		RUTGERS (01/11/12)
	10		WAGNER (12/23/11)
STEALS	1		RIDER (11/13/11)
	1		CINCINNATI (01/01/12)
BLOCKED SHOTS	0		WAGNER (12/23/11)
	1		vs Duquesne (11/30/11)
	1		at Notre Dame (12/27/11)
	1		at DePaul (01/05/12)
	1		at Marquette (01/14/12)
	1		LOUISVILLE (01/21/12)
TURNOVERS	6		at Tennessee (12/03/11)
	7		ALBANY (11/11/11)
FOULS	6		ST. FRANCIS (PA) (12/20/11)
	10		at Tennessee (12/03/11)

2011-12 Pitt Basketball Statistics
PITT High/Low Analysis (as of Jan 25, 2012)
All games

Opponent - GAME LOWS

POINTS	47		ST. FRANCIS (PA) (12/20/11)
	55		SOUTH CAROLINA STATE (12/17/11)
	56		ALBANY (11/11/11)
	56		at Tennessee (12/03/11)
	58		at Penn (11/25/11)
FIELD GOALS MADE	19		ALBANY (11/11/11)
	19		ST. FRANCIS (PA) (12/20/11)
FIELD GOAL ATTEMPTS	44		ALBANY (11/11/11)
	47		LOUISVILLE (01/21/12)
FIELD GOAL PERCENTAGE	.352	(19-54)	ST. FRANCIS (PA) (12/20/11)
	.368	(25-68)	VMI (12/06/11)
3 PT FIELD GOALS MADE	3		ALBANY (11/11/11)
	3		PROVIDENCE (01/25/12)
3 PT FG ATTEMPTS	14		at Tennessee (12/03/11)
	14		SOUTH CAROLINA STATE (12/17/11)
	14		ST. FRANCIS (PA) (12/20/11)
3 PT FG PERCENTAGE	.176	(3-17)	ALBANY (11/11/11)
	.176	(3-17)	PROVIDENCE (01/25/12)
FREE THROWS MADE	3		ST. FRANCIS (PA) (12/20/11)
	3		CINCINNATI (01/01/12)
FREE THROW ATTEMPTS	3		ST. FRANCIS (PA) (12/20/11)
	6		CINCINNATI (01/01/12)
FREE THROW PERCENTAGE	.467	(7-15)	at Penn (11/25/11)
	.500	(3-6)	CINCINNATI (01/01/12)
REBOUNDS	15		vs Duquesne (11/30/11)
	19		RIDER (11/13/11)
ASSISTS	7		ALBANY (11/11/11)
	9		at Penn (11/25/11)
STEALS	2		RIDER (11/13/11)
	3		ALBANY (11/11/11)
	3		ROBERT MORRIS (11/27/11)
	3		at Tennessee (12/03/11)
	3		SOUTH CAROLINA STATE (12/17/11)
BLOCKED SHOTS	0		WAGNER (12/23/11)
	1		ROBERT MORRIS (11/27/11)
	1		vs Duquesne (11/30/11)
	1		SOUTH CAROLINA STATE (12/17/11)
TURNOVERS	4		vs Oklahoma State (12/10/11)
	5		RIDER (11/13/11)
FOULS	11		ALBANY (11/11/11)
	13		ST. FRANCIS (PA) (12/20/11)

2011-12 Pitt Basketball Statistics
PITT Player High/Low Analysis (as of Jan 25, 2012)
All games

PITT - INDIVIDUAL GAME HIGHS

Points	29		GIBBS, Ashton at Marquette (01/14/12)
	25		WOODALL, Tray vs Albany (11/11/11)
	24		GIBBS, Ashton vs Rider (11/13/11)
	22		GIBBS, Ashton vs Providence (01/25/12)
	22		ROBINSON, Nasir vs Rider (11/13/11)
	9		ROBINSON, Nasir vs Rider (11/13/11)
Field Goals Made	9		WOODALL, Tray vs Albany (11/11/11)
Field Goal Att.	21		GIBBS, Ashton at Tennessee (12/03/11)
	21		GIBBS, Ashton vs Long Beach State (11/16/11)
FG Pct (min 5 made)	1.000	(8-8)	ZANNA, Talib at DePaul (01/05/12)
	1.000	(6-6)	TAYLOR, Dante vs Duquesne (11/30/11)
3-Point FG Made	6		GIBBS, Ashton vs VMI (12/06/11)
	6		GIBBS, Ashton vs Rider (11/13/11)
3-Point FG Att.	15		GIBBS, Ashton vs VMI (12/06/11)
	14		GIBBS, Ashton vs Rider (11/13/11)
3-Pt FG Pct (min 2 made)	1.000	(4-4)	WOODALL, Tray vs Providence (01/25/12)
	1.000	(3-3)	JOHNSON, John vs Duquesne (11/30/11)
	1.000	(3-3)	MOORE, J.J. vs La Salle (11/22/11)
	1.000	(2-2)	JOHNSON, John vs Robert Morris (11/27/11)
	1.000	(2-2)	JOHNSON, John vs Albany (11/11/11)
Free Throws Made	9		GIBBS, Ashton at Marquette (01/14/12)
	7		GIBBS, Ashton vs Oklahoma State (12/10/11)
	7		WOODALL, Tray vs Robert Morris (11/27/11)
	7		GIBBS, Ashton vs Robert Morris (11/27/11)
	7		GIBBS, Ashton vs La Salle (11/22/11)
Free Throw Att.	10		GIBBS, Ashton at Marquette (01/14/12)
	10		BIRCH, Khem vs Robert Morris (11/27/11)
FT Pct (min 3 made)	1.000	(5-5)	JOHNSON, John vs VMI (12/06/11)
	1.000	(4-4)	MOORE, J.J. vs Rutgers (01/11/12)
	1.000	(4-4)	WRIGHT, Cameron vs St. Francis (PA) (12/20/11)
	1.000	(4-4)	PATTERSON, Lamar vs Long Beach State (11/16/11)
	1.000	(4-4)	ROBINSON, Nasir vs Rider (11/13/11)
	1.000	(4-4)	GIBBS, Ashton vs Rider (11/13/11)
	1.000	(3-3)	MOORE, J.J. at DePaul (01/05/12)
	1.000	(3-3)	PATTERSON, Lamar vs St. Francis (PA) (12/20/11)
	1.000	(3-3)	MOORE, J.J. vs Oklahoma State (12/10/11)
	1.000	(3-3)	TAYLOR, Dante vs Duquesne (11/30/11)
	1.000	(3-3)	ROBINSON, Nasir vs Long Beach State (11/16/11)
Rebounds	15		ZANNA, Talib vs Robert Morris (11/27/11)
	14		ZANNA, Talib vs South Carolina State (12/17/11)
	14		ROBINSON, Nasir vs VMI (12/06/11)
Assists	10		WOODALL, Tray vs Robert Morris (11/27/11)
	10		WOODALL, Tray vs La Salle (11/22/11)
	10		WOODALL, Tray vs Rider (11/13/11)
	10		WOODALL, Tray vs Albany (11/11/11)
Steals	3		PATTERSON, Lamar vs Providence (01/25/12)
	3		ROBINSON, Nasir at Marquette (01/14/12)
	3		ZANNA, Talib at Marquette (01/14/12)
	3		PATTERSON, Lamar vs St. Francis (PA) (12/20/11)
	3		GIBBS, Ashton at Tennessee (12/03/11)
	3		ROBINSON, Nasir at Penn (11/25/11)
Blocked Shots	6		BIRCH, Khem vs Robert Morris (11/27/11)
	4		TAYLOR, Dante vs Oklahoma State (12/10/11)

Turnovers	7	ROBINSON, Nasir at Marquette (01/14/12)
	6	ROBINSON, Nasir vs Duquesne (11/30/11)
	6	WOODALL, Tray vs Duquesne (11/30/11)
Fouls	5	PATTERSON, Lamar at Syracuse (01/16/12)
	5	JOHNSON, John at Syracuse (01/16/12)
	5	JOHNSON, John vs Cincinnati (01/01/12)
	5	PATTERSON, Lamar vs Duquesne (11/30/11)
	5	ROBINSON, Nasir vs Robert Morris (11/27/11)
	5	WOODALL, Tray vs Long Beach State (11/16/11)

2011-12 Pitt Basketball Statistics
PITT Opponent High/Low Analysis (as of Jan 25, 2012)
All games

OPPONENT INDIVIDUAL GAME HIGHS

Points	28		WARE, Casper vs Long Beach State (11/16/11)
	26		COUNCIL, Vincent vs Providence (01/25/12)
	26		YOUNG, Brandon at DePaul (01/05/12)
	22		DRAGICEVICH, Alex at Notre Dame (12/27/11)
	22		Rosen, Zack at Penn (11/25/11)
	22		PETTIS, Earl vs La Salle (11/22/11)
Field Goals Made	10		COUNCIL, Vincent vs Providence (01/25/12)
	10		WARE, Casper vs Long Beach State (11/16/11)
Field Goal Att.	24		COUNCIL, Vincent vs Providence (01/25/12)
	20		Nash, Le'Bryan vs Oklahoma State (12/10/11)
FG Pct (min 5 made)	1.000	(5-5)	DIENG, Gorgui vs Louisville (01/21/12)
	.750	(9-12)	STEWART, Daniel vs Rider (11/13/11)
3-Point FG Made	6		Rosen, Zack at Penn (11/25/11)
	5		KURIC, Kyle vs Louisville (01/21/12)
	5		KILPATRICK, Sean vs Cincinnati (01/01/12)
3-Point FG Att.	11		KILPATRICK, Sean vs Cincinnati (01/01/12)
	11		WEETHEE, Jordan vs VMI (12/06/11)
	11		WARE, Casper vs Long Beach State (11/16/11)
3-Pt FG Pct (min 2 made)	1.000	(4-4)	TOOMBS, Khalif vs South Carolina State (12/17/11)
	.800	(4-5)	MYLES, Anthony vs Rider (11/13/11)
Free Throws Made	9		SUERO, Gerardo vs Albany (11/11/11)
	8		JOHNSON, Sean vs Duquesne (11/30/11)
Free Throw Att.	16		SUERO, Gerardo vs Albany (11/11/11)
	9		COUNCIL, Vincent vs Providence (01/25/12)
	9		BEHANAN, Chane vs Louisville (01/21/12)
	9		MELVIN, Cleveland at DePaul (01/05/12)
	9		JOHNSON, Sean vs Duquesne (11/30/11)
	9		JONES, Velton vs Robert Morris (11/27/11)
FT Pct (min 3 made)	1.000	(6-6)	RIVERS, Latif vs Wagner (12/23/11)
	1.000	(6-6)	WILLIAMS, Cordon vs Robert Morris (11/27/11)
	1.000	(4-4)	HENTON, LaDontae vs Providence (01/25/12)
	1.000	(4-4)	PETTIS, Earl vs La Salle (11/22/11)
	1.000	(4-4)	WARE, Casper vs Long Beach State (11/16/11)
	1.000	(4-4)	JONES, Jeff vs Rider (11/13/11)
	1.000	(3-3)	DIXON, Bilal vs Providence (01/25/12)
	1.000	(3-3)	FAIR, C.J. at Syracuse (01/16/12)
Rebounds	14		DUREN, Tyreek vs La Salle (11/22/11)
	14		DIENG, Gorgui vs Louisville (01/21/12)
Assists	14		COOLEY, Jack at Notre Dame (12/27/11)
	10		JARDINE, Scoop at Syracuse (01/16/12)
	9		COUNCIL, Vincent vs Providence (01/25/12)
	9		CADOUGAN, Junior at Marquette (01/14/12)
Steals	9		GRANT, Jerian at Notre Dame (12/27/11)
	6		SMITH, Russ vs Louisville (01/21/12)
	5		YOUNG, Brandon at DePaul (01/05/12)
Blocked Shots	5		PETTIS, Earl vs La Salle (11/22/11)
	5		ENNIS, James vs Long Beach State (11/16/11)
	6		MELO, Fab at Syracuse (01/16/12)
	6		Jurick, Phillip vs Oklahoma State (12/10/11)
Turnovers	6		SMITH, Russ vs Louisville (01/21/12)
	5		MELO, Fab at Syracuse (01/16/12)
	5		CARTER, Eli vs Rutgers (01/11/12)
	5		Rosen, Zack at Penn (11/25/11)

Fouls	5	HENTON, LaDontae vs Providence (01/25/12)
	5	MELO, Fab at Syracuse (01/16/12)
	5	MAYO, Todd at Marquette (01/14/12)
	5	Brown, Markel vs Oklahoma State (12/10/11)
	5	JONES, Lucky vs Robert Morris (11/27/11)
	5	ARMSTRONG, Keith vs Robert Morris (11/27/11)
	5	WHITE, Devon vs La Salle (11/22/11)
	5	PENN, Brandon vs Rider (11/13/11)
	5	MYLES, Anthony vs Rider (11/13/11)