



# 2017-18 MEN'S BASKETBALL GAME NOTES

# PEPPERDINE

## WAVES FACE RED-HOT GAELS IN THIRD STRAIGHT WCC GAME OF THE WEEK

### 2017-18 SCHEDULE/RESULTS

Date	Opponent (TV/Video)	Time/Score
11/10	# at Oklahoma State (FCS)	L 47-78
11/14	Cal Lutheran (TheW.tv)	W 107-82
11/17	Northern Colorado (TheW.tv)	L 82-84
11/20	# UC Santa Barbara (TheW.tv)	L 84-92
11/21	# Oral Roberts (TheW.tv)	W 80-76
11/24	# at #16 Texas A&M (SEC)	L 65-81
11/29	Southern Utah (TheW.tv)	L 82-88
12/2	at Cal Poly	L 81-91
12/5	UC Riverside (TheW.tv)	W 70-59
12/9	Long Beach State (TheW.tv)	L 71-78
12/16	at Belmont	L 62-79
12/19	at Weber State	L 67-72
12/28	* at Santa Clara (TheW.tv)	L 65-72
12/30	* at San Diego (SSN)	L 66-74
1/4	* #19 Gonzaga (ESPNU)	L 59-89
1/6	* San Francisco (SSN)	L 67-80
1/11	* at BYU (BYUtv)	L 63-83
1/13	* Saint Mary's (SSN)	5 p.m.
1/18	* at Pacific (TheW.tv)	7 p.m.
1/20	* at San Francisco (TheW.tv)	7 p.m.
1/25	* Loyola Marymount (SSN)	7 p.m.
1/27	* Santa Clara (SSN)	3 p.m.
2/1	* at Portland (TheW.tv)	7 p.m.
2/3	* Pacific (TheW.tv)	7 p.m.
2/8	* San Diego (SSN)	7:30 p.m.
2/10	* at Loyola Marymount (TheW.tv)	3 p.m.
2/15	* BYU (BYUtv)	7 p.m.
2/17	* at Gonzaga (SSN)	5 p.m.
2/22	* at Saint Mary's (TheW.tv)	7 p.m.
2/24	* Portland (TheW.tv)	5 p.m.
3/2-6	% at WCC Championships	

\* West Coast Conference game  
 # Progressive Legends Classic  
 % WCC Championships (Las Vegas, Nev.)  
 Home games in **bold**.



### PEPPERDINE VS. SAINT MARY'S

Date ..... Saturday, January 13, 2018  
 Site ..... Firestone Fieldhouse  
 ..... Malibu, California  
 Time ..... 5 p.m.  
 TV ..... Spectrum SportsNet  
 Audio ..... WaveCasts  
 Series ..... Pepperdine leads 71-67  
 Last Meeting ..... Gaels 78, Waves 49  
 ..... 2/23/2017 in Malibu



### PEPPERDINE WAVES

2017-18 Record ..... 3-14  
 WCC Record ..... 0-5  
 Home Record ..... 3-6  
 Head Coach ..... Marty Wilson  
 Website ..... www.PepperdineWaves.com  
 Twitter ..... @PeppBasketball

### SAINT MARY'S GAELS

2017-18 Record ..... 16-2  
 WCC Record ..... 5-0  
 Away Record ..... 4-0  
 Head Coach ..... Randy Bennett  
 Website ..... www.SMCGaels.com  
 Twitter ..... @saintmaryshoops

### WAVEPOINTS

- For the third time in three Saturdays, the Pepperdine men's basketball team will take part in the WCC Game of the Week. This time, the Waves host Saint Mary's, which has won 11 games in a row.
- The game will be shown locally on Spectrum SportsNet and elsewhere on NBC Sports Bay Area+, ROOT Northwest and AT&T Rocky Mountain (Barry Tompkins and Casey Jacobsen). There will also be an audio-only WaveCasts with Al Epstein on the call at PepperdineWaves.com.
- Pepperdine replica jerseys will be handed out to the first 1,000 Waves fans and students.
- Saint Mary's has won the last three meetings after Pepperdine won the previous three.
- After two previous seasons of dealing with major injury hits, things aren't going well again in 2017-18. The entire projected starting lineup has yet to play a game together, the Waves have been without two potential starters 10 times in 17 games and nine of the 13 scholarship players have missed at least one game due to injury or illness. There has been a total of 43 player-games lost.
- **Kameron Edwards**, the team's leading scorer (15.9) and rebounder (6.8), hasn't played since December 5 due to a concussion. **Nolan Taylor** (shoulder) and **Jadé Smith** (concussion) also didn't travel to BYU.
- **Colbey Ross** is currently the top freshman in the WCC in both scoring (14.8, eighth overall) and assists (5.1, fourth overall). He's the only Wave to start all 17 games.
- **Amadi Udenyi** needs five assists to get to #5 on the Waves' all-time list.
- Since recovering from injury eight games ago, **Eric Cooper Jr.** has scored in double-figures six times and is averaging 12.8 points.
- Newcomers to the lineup this season have scored 67.0% of the points.
- KenPom rates the Waves in the bottom 25 teams in the country in terms of both experience and continuity.
- The Waves are on the road for both games next weekend, heading to Northern California to face Pacific and San Francisco.

### LAST GAME'S STARTING LINEUP

#	Name	Pos.	Ht.	Wt.	Cl.	Hometown	PPG	RPG	APG
2	Eric Cooper Jr.	G	6-3	190	Jr.*	Ontario, Calif.	12.8	2.0	1.4
4	Colbey Ross	G	6-1	180	Fr.	Aurora, Colo.	14.8	3.1	5.1
11	Trae Berhow	G	6-5	195	Fr.	Watertown, Minn.	9.6	5.8	0.8
12	Darnell Dunn	F	6-6	205	Jr.	Kinston, N.C.	5.5	2.2	0.8
41	Matthew Atewe	C	6-9	250	Sr.*	Toronto, Ont., Canada	6.0	5.2	0.2

**PEPPERDINE ATHLETIC COMMUNICATIONS**  
 Assistant A.D. .... Roger Horne  
 E-Mail ..... roger.horne@pepperdine.edu  
 Office ..... 310-506-4455  
 Cell ..... 805-279-4551

### CAREER STATS VS. SAINT MARY'S

	GP/GS	PPG	RPG	APG	MPG
A. Udenyi	8/4	8.9	1.8	3.5	26.3
N. Taylor	2/2	6.0	4.0	1.5	24.5
K. Edwards	3/3	4.7	5.0	1.3	26.0
K. Hellums	2/0	3.0	1.0	0.5	18.0
E. Lee	2/1	1.0	0.5	1.5	20.5
K. Hemy	2/1	1.0	1.5	0.5	13.5
C. Martin	2/0	0.0	0.0	0.0	1.0

(stats with Pepperdine only)

### NOTABLE PERFORMANCES

Amadi Udenyi  
 10 pts, 7 ast (2/8/14, H)  
 13 pts (3/8/14, N)  
 11 pts (1/31/15, A)  
 14 pts (2/11/16, A)  
 13 pts (3/7/16, N)

### LAST 5 YEARS

2012-13	A	L	72-84
	H	L	48-87
2013-14	A	L	74-80
	H	L-OT	67-69
	N	L	69-80
2014-15	H	L	59-68
	A	W	67-62
2015-16	H	W	67-64
	A	W	69-63
	N	L	66-81
2016-17	A	L	65-85
	H	L	49-78

# VS. SAINT MARY'S

## SERIES

Pepperdine leads the all-time series 71-67. The Gaels have won the last three meetings after Pepperdine had won the previous three. The Waves have an all-time record of 26-18 in Malibu against the Gaels.

## CONNECTIONS

Randy Bennett was a Pepperdine assistant coach for three seasons (1997-99) ... Pepperdine's **Brandon Veltri** and SMC's Justin Joyner were both on UC Santa Barbara's staff last season ... Pepperdine's **Mark Amaral** and SMC's Danny Yoshikawa both played at West Valley College ... The Waves have three Northern Californians on the roster (**Jadé Smith, Amadi Udenyi, Kaijae Yee-Stephens**).

## MATCHUP

Pepperdine		Saint Mary's
71.6	Points/Game	80.3
79.9	Opp. Points/Game	65.3
-8.2	Scoring Margin	+15.0
.459	FG%	.516
.488	Opp. FG%	.450
.318	3FG%	.409
.389	Opp. 3FG%	.315
.685	FT%	.773
35.3	Rebounds/Game	33.4
+3.9	Rebounding Margin	+5.7
14.1	Assists/Game	17.2
13.4	Turnovers/Game	9.3
-2.9	Turnover Margin	+1.6

## GAELS

Saint Mary's has won 11 games in a row, including a perfect 5-0 start in league play. The Gaels are coming off an 81-57 road win at Santa Clara on Thursday. All-American candidate Jock Landale is one of just a handful players averaging a double-double at 21.2 points and 10.2 rebounds, while Emmett Naar is now fourth all-time in the WCC in career assists. The Gaels' scoring margin of +15.0 ranks 15th nationally, and the margin is +17.4 in league play. Saint Mary's shoots 51.6% from the field, which ranks fourth nationally, and commits just 9.3 turnovers per game, second-best in the country.



Official Basketball Box Score -- Game Totals -- Final Statistics  
**Saint Mary's vs Pepperdine**  
 02/23/17 7:05 p.m. at Malibu, Calif. (Firestone Fieldhouse)



### Saint Mary's 78 • 25-3, 15-2 WCC

##	Player	FG-FGA	3-Ptr	FT-FTA	Rebounds			PF	TP	A	TO	Blk	Stl	Min	
					FG-FGA	3-Ptr	FT-FTA								Off
21	Fitzner, Evan	f	3-8	3-6	0-0	2	6	8	0	9	2	1	0	0	26
24	Hermanson, Calvin	f	5-9	3-7	0-0	1	4	5	2	13	2	1	0	0	27
34	Landale, Jock	c	10-14	0-0	3-3	6	8	14	3	23	0	1	2	0	25
03	Naar, Emmett	g	1-2	0-1	0-0	0	1	1	2	2	8	3	0	0	28
25	Rahon, Joe	g	3-7	0-3	1-2	0	6	6	1	7	6	2	0	2	35
00	Krebs, Tanner	g	1-4	1-4	0-0	0	3	3	0	3	0	1	0	0	12
01	Hunter, Jordan	g	2-4	0-0	0-1	0	1	1	0	4	0	1	2	0	8
02	Gonzalez, Stefan	g	2-4	2-4	0-0	0	2	2	2	6	2	1	0	0	12
22	Pineau, Dane	g	4-6	0-0	1-1	1	2	3	4	9	1	0	0	0	16
30	Ford, Jordan	g	1-2	0-0	0-0	0	0	0	2	2	2	0	0	0	6
33	Clark, Kyle	g	0-1	0-0	0-1	0	0	0	1	0	0	0	0	0	5
	Team					3	1	4							
Totals			32-61	9-25	5-8	13	34	47	17	78	23	11	4	2	200

FG % 1st Half: 15-28 53.6% 2nd half: 17-33 51.5% Game: 32-61 52.5%  
 3FG % 1st Half: 5-12 41.7% 2nd half: 4-13 30.8% Game: 9-25 36.0%  
 FT % 1st Half: 2-3 66.7% 2nd half: 3-5 60.0% Game: 5-8 62.5%

### Pepperdine 49 • 9-20, 5-12 WCC

##	Player	FG-FGA	3-Ptr	FT-FTA	Rebounds			PF	TP	A	TO	Blk	Stl	Min	
					FG-FGA	3-Ptr	FT-FTA								Off
31	TAYLOR, Nolan	f	0-9	0-2	4-4	3	3	6	2	4	2	2	0	1	30
34	HEMPY, Kevin	f	1-2	0-1	0-2	2	1	3	2	2	1	0	0	1	26
03	MAJOR, Jeremy	g	3-13	1-4	1-2	2	1	3	3	8	1	1	1	1	25
23	ALLEN, Jonathan	g	0-3	0-2	0-0	1	2	3	1	0	0	1	0	0	15
30	MURRAY JR., Lamond	g	7-19	1-6	2-3	0	6	6	3	17	1	0	0	1	37
01	LEE, Elijah	g	0-4	0-1	0-0	0	0	0	0	0	1	0	0	2	17
12	GEHRING, Nate	g	2-2	0-0	0-0	0	2	2	0	4	0	0	0	1	10
15	MARTIN, Caleb	g	0-0	0-0	0-0	0	0	0	0	0	0	0	0	0	1
21	HELLUMS, Knox	g	2-3	2-3	0-3	1	1	2	0	6	0	1	0	1	24
24	LeCESNE, Craig	g	2-3	0-0	2-2	1	2	3	1	6	0	1	0	0	10
44	KEENAN, Ryan	g	0-0	0-0	2-2	0	0	0	0	2	0	0	0	0	5
	Team					1	0	1							
Totals			17-58	4-19	11-18	11	18	29	12	49	6	6	1	8	200

FG % 1st Half: 9-30 30.0% 2nd half: 8-28 28.6% Game: 17-58 29.3%  
 3FG % 1st Half: 1-12 8.3% 2nd half: 3-7 42.9% Game: 4-19 21.1%  
 FT % 1st Half: 2-2 100.0% 2nd half: 9-16 56.3% Game: 11-18 61.1%

Officials: Bob Staffen, Shawn Lehigh, Ruben Ramos  
 Technical fouls: Saint Mary's-None. Pepperdine-None.  
 Attendance: 1106

Score by periods	1st	2nd	Total
Saint Mary's	37	41	78
Pepperdine	21	28	49

	In	Off	2nd	Fast	
Points	Paint	T/O	Chance	Break	Bench
SMC	44	7	12	8	24
PEP	16	13	9	2	18

Last FG - SMC 2nd-01:41, PEP 2nd-01:22.  
 Largest lead - SMC by 32 2nd-01:41, PEP None.  
 SMC led for 39:43. PEP led for 00:00. Game was tied for 00:17.

Score tied - 0 times.  
 Lead changed - 0 times.



### QUICK FACTS

Location ..... Malibu, Calif. 90263  
 Founded ..... 1937 (Malibu Campus 1972)  
 Enrollment ..... 8,000 (3,000 undergraduate)  
 Nickname ..... Waves  
 Colors ..... Blue and Orange  
 Conference ..... West Coast  
 Home Court ..... Firestone Fieldhouse  
 capacity ..... 3,104  
 opened ..... 1973  
 President ..... Andrew K. Benton  
 Athletic Director ..... Dr. Steve Potts  
 Athletic Department phone ..... (310) 506-4150  
 Ticket Office phone ..... (866) WAVE-TIX

### MEN'S BASKETBALL STAFF

Head Coach ..... Marty Wilson (7th season)  
 alma mater ..... Pepperdine '89  
 Assoc. Head Coach ..... Mark Amaral (7th season)  
 alma mater ..... College of Idaho '90  
 Assistant Coach ..... John Impelman (5th season)  
 alma mater ..... Occidental '08  
 Director of Basketball Operations ..... Brandon Veltri  
 Graduate Manager ..... Tochi Oti  
 Office Phone ..... (310) 506-4161

### MEN'S BASKETBALL HISTORY

2016-17 Overall Record ..... 9-22  
 2016-17 Conference Record ..... 5-13 (8th)  
 2016-17 Postseason ..... WCC first round  
 Starters Returning/Lost ..... 1/4  
 Letterwinners Returning/Lost ..... 5/7  
 Redshirts/Others Returning ..... 4  
 Newcomers ..... 8 (5 freshmen/3 transfers)

All-Time Record (entering 2017-18) ..... 1,212-1,058  
 seasons ..... 79  
 first season ..... 1938-39  
 All-Time WCC Record (entering 2017-18) ..... 430-438  
 seasons ..... 62  
 first season ..... 1955-56  
 NCAA Championships Appearances ..... 13  
 last ..... 2002  
 WCC Regular-Season Championships ..... 12  
 last ..... 2002  
 WCC Tournament Championships ..... 3  
 last ..... 1994

### ATHLETIC COMMUNICATIONS

Director/MBKB Contact ..... Roger Home  
 office phone ..... (310) 506-4455  
 cell phone ..... (805) 279-4551  
 e-mail ..... roger.home@pepperdine.edu  
 Assistant Dir. .... Jacob Breems  
 office phone ..... (310) 506-4333  
 e-mail ..... jacob.breems@pepperdine.edu  
 Assistant Dir. .... Sarah Otteman  
 office phone ..... (310) 506-4160  
 e-mail ..... sarah.otteman@pepperdine.edu  
 Assistant Dir./Video ..... Olivia Arns  
 office phone ..... (310) 506-4703  
 e-mail ..... olivia.arns@pepperdine.edu  
 Address ..... 24255 Pacific Coast Highway  
 ..... Malibu, Calif. 90263  
 Press Row phone ..... (310) 456-5050

Website ..... www.PepperdineWaves.com  
 Twitter ..... @PeppBasketball  
 ..... @PepperdineWaves  
 Facebook ..... /PeppBasketball  
 ..... /PepperdineWaves

**GAME #18 — Saturday (January 13) at Firestone Fieldhouse in Malibu, California: Pepperdine (3-14, 0-5) vs. Saint Mary's (16-2, 5-0) at 5 p.m.**

**WAVECASTS** — Fans can listen to the game via WaveCasts at PepperdineWaves.com. Veteran play-by-play man Al Epstein, a 2015 Pepperdine Athletics Hall of Fame inductee, will be behind the microphone (now in his 33rd season, this will be his 989th consecutive broadcast for the Waves).

**WATCH** — The Saint Mary's contest is the WCC Game of the Week. It will be shown by Spectrum SportsNet locally, and by NBC Sports Bay Area+, ROOT Northwest and AT&T Rocky Mountain elsewhere. Out-of-region fans can watch on TheW.tv. Barry Tompkins and Casey Jacobsen are the announcers.

**TICKETS** — Single-game tickets for most Pepperdine home games are \$25 for reserved seating and \$15 for general admission. Select premium games are \$30 and \$20, respectively. Tickets are available via PepperdineWaves.com or by calling (310) 506-4935.

**SOCIAL MEDIA** — On Twitter, get the latest news at @PeppBasketball and follow our coaches at @MartyWilson4, @CoachMarkAmaral, @Coach\_BMoore and @jimpelman. You can also like Pepperdine Men's Basketball (/PeppBasketball) on Facebook, and both PepperdineHoops and PepperdineWaves on Instagram.

**COMPETING WITH PURPOSE** — The Pepperdine University Department of Athletics is committed to Christian values, to the academic well-being of all our student-athletes and to competing for championships. The Competing With Purpose campaign highlights the commitment to our core values that we dedicate ourselves to daily. Learn more about our exceptional student-athletes on the Competing With Purpose blog at www.PepperdineWaves.com/purpose.

**LAST GAME** — The Waves kept things close at BYU for a half, but the Cougars surged ahead early in the second half en route to an 83-63 victory at the Marriott Center on Thursday night. BYU led just 40-34 at halftime but had runs of 12-0 and 9-0 in the first eight minutes of the second half. **Colbey Ross** scored 16 points and **Matthew Atewe** tied his career high of 15. The Waves had no answer for BYU's Elijah Bryant (25 points) and Yoeli Childs (21). The Cougars made an opponent season-high 58.3% of their shots.

**INJURIES** — After two consecutive seasons of dire injury woes, the Waves had their fingers crossed for a better 2017-18 season. But, it's been bad news once again as several key players have been sidelined at one time or another, including six players that have started games this season. Nine of the Waves' 13 scholarship players have missed

### 2017-18 PEPPERDINE MEN'S BASKETBALL ROSTER

No.	Name	Pos.	Ht.	Wt.	Yr.	Exp.	Hometown (High School/Last School)
0	Amadi Udenyi	G	6-1	195	Sr.*	3V	Oakland, Calif. (De La Salle HS/St. Thomas More)
1	Elijah Lee	G	5-10	160	So.	1V	Houston, Texas (HCYA Warriors)
2	Eric Cooper Jr.	G	6-3	190	Jr.*	RS	Ontario, Calif. (St. Anthony HS/Nevada)
3	Michael Wexler #	G	5-11	175	Fr.	HS	Plymouth, Minn. (Benilde-St. Margaret's School)
4	Colbey Ross	G	6-1	180	Fr.	HS	Aurora, Colo. (Eaglecrest HS)
5	Jadé Smith	G	6-4	175	Fr.	HS	Oakland, Calif. (St. Joseph Notre Dame HS)
11	Trae Berhow	G	6-5	195	Fr.	HS	Watertown, Minn. (Watertown-Mayer HS)
12	Darnell Dunn	F	6-6	205	Jr.	TR	Kinston, N.C. (Kinston HS/Miami Dade JC)
15	Caleb Martin #	G	6-2	190	So.	1V	Los Angeles, Calif. (Buckley School)
20	Kameron Edwards	F	6-6	230	So.*	1V	Rancho Cucamonga, Calif. (Etiwanda HS)
21	Knox Hellums	G	6-5	195	So.	1V	Tomball, Texas (Concordia Lutheran HS)
22	Harrison Meads	F	6-7	215	Jr.	TR	New Plymouth, New Zealand (Laramie County CC)
31	Nolan Taylor	F	6-7	260	So.	1V	Keller, Texas (Keller HS)
32	Kaijae Yee-Stephens	G	6-1	190	Fr.*	RS	Santa Cruz, Calif. (Santa Cruz HS)
33	Erik Mailliard #	C	6-10	210	Fr.	HS	Dallas, Texas (Parish Episcopal School)
34	Kevin Hempy #	F	6-6	200	Sr.*	1V	Santa Barbara, Calif. (San Marcos HS/Westmont)
41	Matthew Atewe	F/C	6-9	250	Sr.*	TR	Toronto, Ontario, Canada (Notre Dame Prep/Washington)

# walk-on \* utilized redshirt season

#### Coaching Staff

**Head Coach:** Marty Wilson, seventh season (Pepperdine '89)  
**Associate Head Coach:** Mark Amaral, seventh season (College of Idaho '90)  
**Assistant Coach:** John Impelman, fifth season (Occidental '08)  
**Director of Basketball Operations:** Brandon Veltri, first season (Utah '01)  
**Graduate Manager:** Tochi Oti, first season (Whitworth '16)

#### Pronunciations

Matthew Atewe — ATTA-way Trae Berhow — BURR-how Erik Mailliard — MAL-yerd Jadé Smith — jaw-DEE  
 Amadi Udenyi — uh-MAH-dee you-DEE-knee Kaijae Yee-Stephens — KAI-zhay



## BY THE NUMBERS

### Double-Doubles

	2017	2016	2015	2014	2013	Career
	-18	-17	-16	-15	-14	
Kameron Edwards	2	—	0	—	—	2
Matthew Atewe	1	—	—	—	—	1
Nolan Taylor	0	1	—	—	—	1

### Double-Figure Points

	2017	2016	2015	2014	2013	Career
	-18	-17	-16	-15	-14	
Colbey Ross	13	—	—	—	—	13
Trae Berhow	9	—	—	—	—	9
Kameron Edwards	6	—	7	—	—	13
Nolan Taylor	6	7	—	—	—	13
Eric Cooper Jr.	6	—	—	—	—	6
Matthew Atewe	4	—	—	—	—	4
Darnell Dunn	2	—	—	—	—	2
Knox Hellums	1	2	—	—	—	3
Jade' Smith	1	—	—	—	—	1
Amadi Udenyi	0	2	4	6	4	16
Elijah Lee	0	2	—	—	—	2

### 20-Plus Points Games

	2017	2016	2015	2014	2013	Career
	-18	-17	-16	-15	-14	
Colbey Ross	5	—	—	—	—	5
Kameron Edwards	4	—	0	—	—	4
Nolan Taylor	0	1	—	—	—	1

### Led Pepperdine in Points (or tied for lead)

	2017	2016	2015	2014	2013	Career
	-18	-17	-16	-15	-14	
Colbey Ross	8	—	—	—	—	8
Kameron Edwards	4	—	0	—	—	4
Trae Berhow	3	—	—	—	—	3
Matthew Atewe	2	—	—	—	—	2
Nolan Taylor	1	1	—	—	—	2
Eric Cooper Jr.	1	—	—	—	—	1
Darnell Dunn	1	—	—	—	—	1
Amadi Udenyi	0	0	0	1	1	2

### Double-Figure Rebounds

	2017	2016	2015	2014	2013	Career
	-18	-17	-16	-15	-14	
Kameron Edwards	2	—	1	—	—	3
Matthew Atewe	1	—	—	—	—	1
Nolan Taylor	0	1	—	—	—	1

### Led Pepperdine in Rebounds (or tied for lead)

	2017	2016	2015	2014	2013	Career
	-18	-17	-16	-15	-14	
Trae Berhow	7	—	—	—	—	7
Matthew Atewe	6	—	—	—	—	6
Kameron Edwards	3	—	3	—	—	6
Nolan Taylor	3	3	—	—	—	6
Darnell Dunn	2	—	—	—	—	2
Harrison Meads	1	—	—	—	—	1
Jade' Smith	1	—	—	—	—	1
Amadi Udenyi	1	0	0	0	0	1
Elijah Lee	0	1	—	—	—	1

### Double-Figure Assists

	2017	2016	2015	2014	2013	Career
	-18	-17	-16	-15	-14	
Amadi Udenyi	0	0	1	0	0	1

### Led Pepperdine in Assists (or tied for lead)

	2017	2016	2015	2014	2013	Career
	-18	-17	-16	-15	-14	
Colbey Ross	15	—	—	—	—	15
Amadi Udenyi	4	4	21	13	8	50
Eric Cooper Jr.	2	—	—	—	—	2
Darnell Dunne	1	—	—	—	—	1
Jade' Smith	1	—	—	—	—	1
Elijah Lee	0	10	—	—	—	10
Nolan Taylor	0	4	—	—	—	4

(stats at Pepperdine only)

at least one game because of injury or illness. The Waves have yet to have their entire projected starting lineup together, and have been without two likely starters in 10 of the 17 games. So far, the Waves have lost 43 player-games to injury.

Current injuries ... **Kameron Edwards**, the team's top scorer and rebounder, has sat out the last seven games since suffering a concussion vs. UC Riverside (12/5). **Nolan Taylor** suffered a shoulder injury vs. Gonzaga (1/4) and has missed the last two games. **Jadé Smith** suffered a concussion vs. San Francisco (1/6) last Saturday and didn't play at BYU.

Previous games missed ... **Amadi Udenyi** sat out two early-season games with a concussion and missed the first two WCC games with an ankle injury. **Matthew Atewe** (back) started at center the first seven games but then missed four games before returning vs. Weber State (12/19). **Eric Cooper Jr.** (shoulder) finally made his debut vs. Long Beach State (12/9) after missing the first nine games of the season. An injury redshirt last season, **Kaijae Yee-Stephens** (knee) missed the first 13 games before making his first appearance at San Diego (12/30). **Knox Hellums** and **Elijah Lee** were both ill for the USF game (1/6).

The Waves put together a winning season in 2015-16 despite losing three shooting guards to season-ending injuries. But last season, the Waves were down three starters and four players in all by the end of the year, by far the largest reason for last year's slide. There were a total of 99 player-games lost due to injury or illness in 2016-17.

**SEASON OF CHANGE** — Newcomers to the lineup have scored 67.0% of the points this season. According to KenPom, the Waves have one of the 25 least-experienced teams in the country and rank among the bottom 20 teams in continuity (minutes played last year vs. minutes played this year). Among the eight players who saw double-digit minutes at BYU on Thursday were two true freshmen, four transfers in their first playing season, one injury redshirt from last season and one regular from last year's rotation. Injuries haven't allowed for any consistency, and the Waves have tried nine different starting lineups.

**EDWARDS** — **Kameron Edwards**, who earned WCC All-Freshman honors two seasons ago (7.2 ppg, 4.2 rpg), saw no action in 2016-17 after suffering a fractured jaw during a preseason scrimmage.

Edwards has been forced to sit out the last eight games due to a concussion and it's not a coincidence that the Waves haven't won since then. He was terrific in the early going, averaging team highs of 15.9 points and 6.8 rebounds. Those numbers ranked him sixth and eighth in the WCC, respectively, until his games played dropped below the minimum to keep him listed. He's also shooting 54.8% from the field.

Edwards had the first four 20-point games of his career, all in a five-game span during non-conference play. That included a career-high 27 points vs. UC Santa Barbara (11/20), a 20-point, nine-rebound effort at Texas A&M (11/24) and 25 points and a career-high 16 rebounds vs. Southern Utah (11/29). He's only the second Wave in the last 13 seasons to post at least 25 points and 15 rebounds in a game.

**UDENYI** — If not for injuries, fifth-year senior point guard **Amadi Udenyi** would have given **Jeremy Major** a run at who would become the Waves' all-time leader in assists first. Unfortunately, Udenyi has been robbed of parts of four of his five seasons. Still, he's now ranked sixth all-time in assists at Pepperdine with 374, and knocked head coach **Marty Wilson** out of the top 10 at Texas A&M (11/24).

Udenyi missed 10 games as a freshman due to a knee injury. He then tore his left Achilles tendon in the 26th game of his sophomore season. He played his entire junior year and averaged 4.9 points and 4.5 assists while ranking second in the WCC and 20th nationally in assist/turnover ratio (3.0).

The Waves started last season 4-1 with a healthy Udenyi, but struggled the rest of the way after he went down with a torn right Achilles tendon in game seven. Rather than call it a career, Udenyi decided to make another comeback, apply for a medical redshirt and use his fifth year of eligibility.

He ranks 11th in the WCC in assists this season at 3.3 per game.

**FRESHMEN** — Pepperdine has welcomed one of its best freshman classes in years and the three first-year players are all performing key roles.

**CAREER RECORDS LISTS**

**ASSISTS**

No.	Name	Assists
1.	Jeremy Major (2014-17)	494
2.	Mark Wilson (1981-84)	450
3.	Jon Korfas (1984-86)	438
4.	Doug Christie (1990-92)	395
5.	Tezale Archie (1996-00)	379
6.	<b>Amadi Udenyi (2014-present)</b>	<b>374</b>
7.	Dane Suttle (1980-83)	372
8.	Ricardo Brown (1979-80)	365
9.	Damin Lopez (1990-94)	363
10.	Bryan Parker (1993-94)	357
11.	Marty Wilson (1985-89)	342

**PEPPERDINE'S  
STARTING LINEUPS**

**Opponent**

at OkSt (L)	(1) Atewe-Berhow-Edwards-Ross-Udenyi
vs. CLU (W)	(2) Atewe-Berhow-Edwards-Ross-Smith
vs. UNC (L)	Atewe-Berhow-Edwards-Ross-Smith
vs. UCSB (L)	Atewe-Berhow-Edwards-Ross-Udenyi
vs. ORU (W)	Atewe-Berhow-Edwards-Ross-Udenyi
at TAMU (L)	Atewe-Berhow-Edwards-Ross-Udenyi
vs. SUU (L)	Atewe-Berhow-Edwards-Ross-Udenyi
at CP (L)	(3) Berhow-Edwards-Ross-Taylor-Udenyi
vs. UCR (W)	Berhow-Edwards-Ross-Taylor-Udenyi
vs. LBSU (L)	(4) Berhow-Dunn-Ross-Taylor-Udenyi
at BEL (L)	(5) Berhow-Ross-Smith-Taylor-Udenyi
at WSU (L)	(6) Cooper-Meads-Ross-Smith-Taylor
at SCU (L)	(7) Berhow-Cooper-Ross-Smith-Taylor
at USD (L)	Berhow-Cooper-Ross-Smith-Taylor
vs. GON (L)	(8) Atewe-Berhow-Cooper-Dunn-Ross
vs. USF (L)	(9) Berhow-Cooper-Dunn-Meads-Ross
at BYU (L)	Atewe-Berhow-Cooper-Dunn-Ross

Name	Career Starts	Consecutive Starts
Matthew Atewe	9	1
Trae Berhow	16	5
Eric Cooper Jr.	6	6
Darnell Dunn	4	3
Kameron Edwards	37	0
Knox Hellums	8	0
Kevin Hempy	3	0
Elijah Lee	9	0
Harrison Meads	2	0
Colbey Ross	17	17
Jadé Smith	6	0
Nolan Taylor	27	0
Amadi Udenyi	42	0

(stats at Pepperdine only)

**Colbey Ross**, the only Wave to start all 17 games, leads all WCC freshmen in both scoring (14.8) and assists (5.1). Overall, he's eighth in the WCC in scoring and fourth in in assists. He also ranks third in the WCC and 40th nationally in free throw percentage (88.2%). He's fourth in the WCC in three-point percentage (44.7%) and 11th in overall field goal percentage (49.7%).

If Ross keeps it up, his numbers will compare favorably to any freshman in school history. The top three scoring averages by freshmen are 15.1, 14.2 and 14.1 and the top three assist marks are 4.5, 4.2 and 3.7.

In WCC games only, Ross is averaging 17.4 points, fifth-best in the conference. He's shooting 54.0% in league play and 63.6% (7-for-11) from beyond the arc (best in the league).

Ross has had five 20-point games, including 25 vs. UC Santa Barbara (11/20), 23 vs. San Francisco (1/6) and 20 at Santa Clara (12/28). He had a season-high nine assists vs. Southern Utah (11/29). He made the Legends Classic Malibu Subregional all-tournament team after averaging 23.0 points in the two games.

**Trae Berhow** is averaging 9.6 points overall and he's the team's second-leading rebounder (5.8), which ranks 13th in the WCC. He's made a team-high 26 three-pointers.

**Jadé Smith** is contributing 4.6 points, 2.9 rebounds, 1.5 assists and 0.9 steals.

**COOPER** — The Waves finally got **Eric Cooper Jr.** available on December 9 after the junior guard missed the first nine games of the season with a shoulder injury. The Nevada transfer is averaging 12.8 points, including a season-high 19 against Gonzaga (1/4). Cooper is averaging 13.4 points in league play, #13 in the conference.

**TAYLOR** — The graduation of last year's leading players left sophomore forward **Nolan Taylor** as the team's top returner in scoring (7.1) and rebounding (3.7). He's a standout on and off the floor, as he serves as a co-vice president of Pepperdine Athletics' Waves Leadership Council (the Waves' version of SAAC). He's averaging 8.9 points and 4.0 rebounds.

**ATEWE** — This is the third time in five years that the Waves are featuring a graduate transfer from the Pac-12 in the post, with **Matthew Atewe**, a Toronto native who has played at both Auburn and Washington, following in the footsteps of **Brendan Lane** (UCLA) and **Chris Reyes** (Utah).

Atewe averaged 2.2 points and 2.3 rebounds with the Huskies last season. He's at 6.0 and 5.2, respectively, this season. He's averaging 6.2 rebounds in league play, good for #6 in the conference.

His previous career high was six points but his new best is 15 against both Northern Colorado (11/17) and BYU (1/11). He also notched his first career double-double with 10 boards against UNC.

**HEMPY** — **Kevin Hempy** had a remarkable 2016-17, going from making the team via a walk-on tryout to starting the final three games of the season. Though he graduated in the spring, he decided to return for his final year of eligibility despite facing the rigors of being a first-year law student at Pepperdine. There are only a couple of other known instances of a Division I men's basketball student-athlete who has attended law school at the same time.

**NON-CONFERENCE NOTES** — Pepperdine played in four games as part of the Progressive Legends Classic (visiting Oklahoma State and then-#16 Texas A&M) and hosting a subregional where the Waves played UC Santa Barbara and Oral Roberts ... The Waves overcame a 15-point second-half deficit to beat Oral Roberts ... Pepperdine's 107 points against Cal Lutheran was the first time breaking the century mark since January 2008.

**ROSTER NUMBERS** — The breakdown is two graduate students, one redshirt senior, three juniors, five sophomores, one redshirt freshman and five true freshmen. The scholarship breakdown is one graduate student, one redshirt senior, three juniors, four sophomores, one redshirt freshman and three true freshmen.



### WCC STANDINGS/SCHEDULE

	WCC	Overall
Saint Mary's	5-0	16-2
Gonzaga	5-0	15-3
Brigham Young	3-2	14-4
San Diego	3-2	12-5
Pacific	3-2	8-10
Santa Clara	3-2	6-11
San Francisco	2-3	10-8
Loyola Marymount	1-4	6-10
Portland	0-5	6-12
<b>Pepperdine</b>	<b>0-5</b>	<b>3-14</b>

#### Saturday, January 13

Saint Mary's at Pepperdine, 5pm (SSN)  
 Gonzaga at San Francisco, 6:30pm (ESPNU)  
 BYU at Santa Clara, 7pm (BYUtv)  
 Loyola Marymount at San Diego, 7pm (SSN)  
 Pacific at Portland, 7pm (TheW.tv)

#### Thursday, January 18

Saint Mary's at Gonzaga, 6pm (ESPN or ESPN2)  
 Pepperdine at Pacific, 7pm (TheW.tv)  
 Portland at San Diego, 7pm (SSN)  
 Loyola Marymount at BYU, 8pm (ESPNU)  
 Santa Clara at San Francisco, 8pm (TheW.tv)

#### Saturday, January 20

Gonzaga at Santa Clara, 5pm (SSN)  
 San Diego at BYU, 6pm (BYUtv)  
 Pepperdine at San Francisco, 7pm (TheW.tv)  
 Portland at Loyola Marymount, 7pm (SSN)  
 Saint Mary's at Pacific, 7pm (TheW.tv)

### WAVES IN THE WCC STATS

Category	All		WCC	
	Games	PI.	Only	PI.
Scoring Offense	71.6	8th	64.0	8th
Scoring Defense	79.9	10th	79.6	9th
Scoring Margin	-8.2	10th	-15.6	9th
Free Throw Pct.	.685	9th	.650	10th
FG Pct.	.459	4th	.442	6th
FG Pct. Defense	.488	9th	.489	8th
3FG Pct.	.318	8th	.380	3rd
3FG Pct. Defense	.389	9th	.374	6th
Rebounding Offense	35.3	3rd	33.0	5th
Rebounding Defense	31.4	4th	31.8	5th
Rebounding Margin	+3.9	3rd	+1.2	5th
Blocked Shots	1.9	9th	3.0	7th
Assists	14.1	7th	13.4	6th
Steals	4.5	9th	4.8	9th
Turnover Margin	-2.9	10th	-5.0	10th
Assist/Turnover Ratio	1.1	6th	0.9	9th
Defensive Reb Pct.	.754	3rd	.775	3rd
Offensive Reb Pct.	.315	4th	.250	7th
3-Point FG Made	5.2	9th	6.0	6th

Returning players accounted for 23.3% of last year's points, 25.3% of the rebounds, 36.2% of the assists, 11.9% of the blocks, 40.8% of the steals and 32.6% of the minutes played.

**RETURNERS** — Eight returning players appeared in a game previously for the Waves, through three of them were injured last season and received redshirts. Three players began the season having made 20 or more career starts.

**WCC** — The Waves were picked seventh in the annual preseason coaches' poll. The order went Saint Mary's, Gonzaga, BYU, San Francisco, Santa Clara, San Diego, Pepperdine, Pacific, Portland and Loyola Marymount.

**RECRUIT** — The Waves will have a pair of Edwards on the roster the next two seasons. **Kameron Edwards'** younger brother, **Kessler Edwards**, committed during the November NLI signing period. The 6-foot-7 forward from Etiwanda High School was named to the Burlison on Basketball Southern California All-Junior second team (listing him as one of the top 10 juniors in the region) and to the Daily Bulletin's All-Area first team after averaging 17 points and nine rebounds last season. He also plays for Prodigy Elite.

**2016-17 SEASON** — The Waves expected to have another good season (they were picked fourth in the preseason coaches' poll) but one injury after another took its toll and the Waves slid to 9-22 overall and eighth place in the WCC. **Lamond Murray Jr.** led the conference in scoring (21.4), the eighth-highest mark in program history, and made the All-WCC first team. **Jeremy Major** graduated as the program's all-time leader in assists and games started.

**ACADEMICS** — **Marty Wilson** takes his team's academics very seriously, and the results have been very good. Since Wilson's return to the program in 2008-09, players have earned 12 spots on the NABC Honors Court, 12 WCC All-Academic nods and 32 WCC Commissioner's Honor Roll appearances. **Malte Kramer** was Pepperdine's co-Valedictorian and became the program's first-ever CoSIDA Academic All-American in 2014.

**PEPPERDINE BASKETBALL** — This is the 80th season of Pepperdine men's basketball, and the 45th season that the Waves have called Firestone Fieldhouse home. The Waves began the campaign with an all-time record of 1,212-1,058 (.534). Pepperdine has been to the NCAA Tournament 13 times (last in 2002) and has won 12 West Coast Conference regular-season titles (last in 2002) and three WCC Tournament crowns (last in 1994).

**WAVES IN THE PROS** — Pepperdine once had a streak of 34 consecutive seasons with at least one Pepperdine alum on an NBA roster, which began in 1976-77 after the ABA/NBA merger and ended in 2010-11. Seventeen former Pepperdine players have seen action in the NBA, a list that includes notables such as **Dennis Johnson** (a 2010 Naismith Hall of Fame inductee, the 1979 NBA Finals MVP and a three-time NBA champion) and **Doug Christie** (a 15-year NBA veteran who was a mainstay on the All-Defensive Team). **Mychel Thompson** is the most recent Wave to play in the NBA, appearing in five games for the Cleveland Cavaliers in 2011-12. Two Waves — **Yakhoub Diawara** (2012/France) and **Marcos Leite** (1972, 1980, 1984/Brazil) — have competed at the Olympics.

Several alums are currently playing overseas, including recent graduates **Stacy Davis** (France), **Lamond Murray Jr.** (Greece), **Jeremy Major** (Cyprus), **Chris Reyes** (Austria), **Brendan Lane** (Japan) and **Nikolas Skouen** (Norway).

**NCAA WEST REGIONAL** — Pepperdine University is once again the host institution for the NCAA Division I Men's Basketball West Regional Championship in 2018. The Waves partnered with AEG/Staples Center and the Los Angeles Sports & Entertainment Commission to bring NCAA postseason basketball to the City of Angels for the first time since 1994 with previous hosting stints in 2013 and 2015. And, with the 2020 West Regional also awarded to L.A., that'll be four regionals in eight seasons put on by Pepperdine.



**PEPPERDINE HIGHS/LOWS**

Most Points ..... 107 vs. Cal Lutheran (11/14)  
 Fewest Points ..... 47 at Oklahoma St. (11/10)

Most 1st Half Points ..... 59 vs. Cal Lutheran (11/14)  
 Fewest 1st Half Points ..... 21 at Oklahoma St. (11/10)  
 Most 2nd Half Points ..... 53 vs. Southern Utah (11/29)  
 Fewest 2nd Half Points ..... 26 at Oklahoma St. (11/10)

Best FG Pct ..... .563 vs. Cal Lutheran (11/14)  
 Worst FG Pct ..... .283 at Oklahoma St. (11/10)

3-Pt. FGs Made ..... 8 vs. Cal Lutheran (11/14)  
 3-Pt. FGs Attempted ..... 23 vs. Long Beach St. (12/9)

Free Throws Made ..... 21, twice  
 Free Throws Attempted ..... 29 at Oklahoma St. (11/10)

Rebounds ..... 46 vs. Cal Lutheran (11/14)  
 Fewest Rebounds ..... 19 at Belmont (12/16)  
 Best Rebound Margin ..... +22 vs. Cal Lutheran (11/14)  
 Worst Rebound Margin ..... -10 vs. Gonzaga (1/4)

Assists ..... 18, several  
 Fewest Assists ..... 6 at Oklahoma St. (11/10)

Most Turnovers ..... 20 vs. UCSB (11/20)  
 Fewest Turnovers ..... 5 vs. UC Riverside (12/5)  
 Best Turnover Margin ..... +6 vs. UC Riverside (12/5)  
 Worst Turnover Margin ..... -14 vs. UCSB (11/20)

Blocked Shots ..... 7 at Santa Clara (12/28)  
 Steals ..... 8 vs. Cal Lutheran (11/14)

**OPPONENT HIGHS/LOWS**

Most Opp. Points ..... 92 by UCSB (11/20)  
 Fewest Opp. Points ..... 59 by UC Riverside (12/5)

Most Opp. 1st Half Pts ..... 43 by Weber St. (12/19)  
 Fewest Opp. 1st Half Pts ..... 24 by UC Riverside (12/5)  
 Most Opp. 2nd Half Pts ..... 54 by Cal Poly (12/2)  
 Fewest Opp. 2nd Half Pts ..... 29 by Weber St. (12/19)

Opp. FG Pct ..... .583 by BYU (1/11)  
 Worst Opp. FG Pct ..... .397 by Santa Clara (12/28)

Opp. 3-Pt. FGs Made ..... 16 by Belmont (12/16)  
 Opp. 3-Pt. FGs Attempted ..... 35 by Belmont (12/16)

Opp. FTs Made ..... 25 by No. Colorado (11/17)  
 Opp. FTs Attempted ..... 37 by No. Colorado (11/17)

Opp. Rebounds ..... 44 by Texas A&M (11/24)  
 Fewest Opp. Rebounds ..... 22 by UCSB (11/20)

Opp. Assists ..... 25 by Texas A&M (11/24)  
 Fewest Opp. Assists ..... 14, twice

Most Opp. Turnovers ..... 17 by Cal Lutheran (11/14)  
 Fewest Opp. Turnovers ..... 6 by UCSB (11/20)

Blocked Shots ..... 11 by Texas A&M (11/24)  
 Steals ..... 11 by Santa Clara (12/28)

**PLAYER SUPERLATIVES**

Points ..... 27 by K. Edwards vs. UCSB (11/20)  
 FG Made ..... 13 by K. Edwards vs. UCSB (11/20)  
 FG Attempts ..... 18 by K. Edwards vs. UCSB (11/20)  
 3FG Made ..... 4, Trae Berhow vs. So. Utah (11/29)  
 3FG Attempts ..... 8 by Hellums (12/5) & Cooper (1/4)  
 FT Made ..... 9 by C. Ross (12/2) & N. Taylor (12/5)  
 FT Attempts ..... 12 by K. Edwards vs. TAMU (11/24)  
 Rebounds ..... 16, K. Edwards vs. So. Utah (11/29)  
 Assists ..... 9, C. Ross vs. So. Utah (11/29)  
 Blocked Shots ..... 5, M. Atewe at Santa Clara (12/28)  
 Steals ..... 4, J. Smith vs. Cal Lutheran (11/14)

**MARTY WILSON**



This is **Marty Wilson's** seventh year as head coach at Pepperdine and his 21st season in Malibu in any capacity. He has compiled an impressive record here beginning as a student-athlete (1985-89), continuing as an assistant coach (1991-96, which included a brief stint as the interim head coach) and then returning as the associate head coach for three seasons (2009-11) under **Tom Asbury**. He was elevated to the position of head coach following Asbury's retirement after the 2010-11 season. He signed a five-year contract extension that will take him through the 2020-21 season. Wilson was also an assistant at San Diego, UC Santa Barbara and Utah in between stints at Pepperdine and he is now in his 28th season as a Division I coach. He ended his playing career #5 all-time in assists at Pepperdine with 342 (he's now #11). The team went to the NCAA Tournament twice and the NIT twice in Wilson's four seasons on the court. As a Pepperdine assistant, the team took part in the NCAA Tournament three times and the NIT once. The Waves have played in the CBI twice while he's been head coach. Wilson's son Jalon, a junior at Pepperdine, is one of the team's student managers. Wilson entered the 2017-18 season with an 82-103 record as Pepperdine's full-time head coach (85-113 including his time as the interim coach).

**WILSONISMS**

Some of these may be borrowed from other programs, but **Marty Wilson** has several expressions and acronyms he often uses that help define his coaching philosophy. **Both Feet In:** Players are expected to fully buy in to the program. When Wilson is speaking to the team at center court, everyone must have both feet in the jump circle ... **OKGs:** Wilson looks to recruit "our kind of guys," student-athletes who will represent Pepperdine well and succeed academically and athletically ... **Show Me, Don't Tell Me:** Actions speak louder than words ... **GID:** There isn't always a perfect way to accomplish something, so players just have to "get it done" ... **DAT:** The Waves use the words "discipline, accountability and trust" as part of a triangle and expect their student-athletes to embrace these ideals.

**ASSISTANTS**

Associate head coach **Mark Amaral**, who is in his seventh season with the Waves, joined the staff when Marty Wilson was named head coach. Amaral and Wilson were assistants together at UC Santa Barbara for four seasons. **John Impelman**, who was initially a graduate manager before coming back as the director of operations, was promoted to assistant coach before the 2013-14 season. Impelman is the great-grandson of UCLA coaching legend John Wooden, and his father Craig is a former Pepperdine assistant coach. **Brandon Veltri** is in his first season as the director of operations.

**PEPPERDINE**

Pepperdine boasts a one-of-a-kind athletic department with unprecedented success for a school of its size. The Waves have won NCAA Division I championships in five different men's sports — one of just 18 schools to have accomplished this feat — and nine overall. Of this elite group, Pepperdine has the smallest undergraduate enrollment, is the only school without football and is the only university that has not been affiliated with a "major" conference. The Waves have won a total of 25 team or individual national championships in their history. Pepperdine has also earned the Division I-AAA All-Sports Trophy, an award based on postseason success that's given to the top non-football school, three times (most recently in 2011-12). Located in scenic Malibu, California, the university overlooks the Pacific Ocean and its campus and athletic facilities are regularly voted among the nation's most beautiful. Pepperdine, which is affiliated with the Church of Christ, ranks #46 overall on U.S. News and World Report's list of America's best colleges.

# PEPPERDINE TV/RADIO ROSTER



0

**AMADI UDENYI**  
RS SR • G • 6-1 • 195  
Oakland, Calif.  
De La Salle HS



1

**ELIJAH LEE**  
SO • G • 5-10 • 160  
Houston, Texas  
HCYA Warriors




2

**ERIC COOPER JR.**  
RS JR • G • 6-3 • 190  
Ontario, Calif.  
St. Anthony HS/Nevada



3

**MICHAEL WEXLER**  
FR • G • 5-11 • 175  
Plymouth, Minn.  
Benilde-St. Margaret's



4

**COLBEY ROSS**  
FR • G • 6-1 • 180  
Aurora, Colo.  
Eaglecrest HS



5

**JADÉ SMITH**  
FR • G • 6-4 • 175  
Oakland, Calif.  
St. Joseph Notre Dame HS




11

**TRAE BERHOW**  
FR • G • 6-5 • 195  
Watertown, Minn.  
Watertown-Mayer HS




12

**DARNELL DUNN**  
JR • F • 6-6 • 205  
Kinston, N.C.  
Kinston HS/Miami Dade JC



15

**CALEB MARTIN**  
SO • G • 6-2 • 190  
Los Angeles, Calif.  
Buckley School



20

**KAMERON EDWARDS**  
RS SO • F • 6-6 • 230  
Rancho Cucamonga, Calif.  
Etiwanda HS



21

**KNOX HELLUMS**  
SO • G • 6-5 • 195  
Tomball, Texas  
Concordia Lutheran HS



22

**HARRISON MEADS**  
JR • F • 6-7 • 215  
New Plymouth, New Zealand  
Laramie County CC



31

**NOLAN TAYLOR**  
SO • F • 6-7 • 260  
Keller, Texas  
Keller HS



32

**KAIJAE YEE-STEPHENS**  
RS FR • G • 6-1 • 190  
Santa Cruz, Calif.  
Santa Cruz HS



33

**ERIK MAILLIARD**  
FR • C • 6-10 • 210  
Dallas, Texas  
Parish Episcopal School



34

**KEVIN HEMPY**  
RS SR • F • 6-6 • 200  
Santa Barbara, Calif.  
San Marcos HS/Westmont



41

**MATTHEW ATEWE**  
RS SR • F/C • 6-9 • 250  
Toronto, Ont., Canada  
N.D. Prep/Washington



# PEPPERDINE STUDENT-ATHLETE RESUMES

## #41 MATTHEW ATEWE

6-9 • RS SR • F/C • Toronto, Ontario, Canada

- **Washington:** Graduated from UWV with a degree in political science in June 2017 ... Averaged 2.2 points and 2.3 rebounds in 8.7 minutes in 2016-17 ... Sat out the 2015-16 season per NCAA transfer rules.
- **Auburn:** Missed the entire 2014-15 season due to injury ... As a 2013-14 freshman, averaged 1.5 points and 3.4 rebounds in 14.4 minutes ... Had a 13-rebound effort vs. Kentucky.
- **HS:** Graduated from Notre Dame Prep in Massachusetts and also attended Father Henry Karr Catholic Secondary School in Toronto.
- **Canada:** A former member of the Canadian Junior National Team who represented his home country at the 2012 Nike Global Challenge.
- Pursuing a master's degree in learning technologies.

## #11 TRAE BERHOW

6-5 • FR • G • Watertown, Minnesota

- **HS:** One of five finalists for Minnesota's Mr. Basketball in 2017 ... Averaged more than 25 points per game as a junior and senior ... Scored more than 2,000 career points and left as Watertown-Mayer's all-time leading scorer.
- Majoring in pre-business administration.

## #2 ERIC COOPER JR.

6-3 • RS JR • G • Ontario, California

- **2016-17 (JR):** Redshirted his first year at Pepperdine per NCAA transfer rules.
- **Nevada:** Averaged 9.3 points as a 2015-16 sophomore and 7.3 points as a 2014-15 freshman ... Led the team in three-pointers both seasons (56 and 38).
- **HS:** Spent one postgraduate season at the IMG Academy in Bradenton, Florida ... Earned Cal-Hi Sports All-State Division IV second team honors after averaging 22.7 points as a senior at Lutheran High.
- Majoring in organizational communication.

## #12 DARNELL DUNN

6-6 • JR • F • Kinston, North Carolina

- **Miami Dade JC:** Averaged a team-high 18.3 points to go with 7.2 rebounds and 2.4 assists as a 2016-17 sophomore ... Made the All-Southern Conference first team.
- **Queens:** Spent his freshman year at Queens University of Charlotte, an NCAA Division II school ... Averaged 1.1 points and 0.9 rebounds in 3.9 minutes.
- **HS:** Won four consecutive North Carolina state championships at Kinston High ... Most Outstanding Player of the 2015 2A state championships ... High school teammates with Brandon Ingram (Duke/Los Angeles Lakers).
- Majoring in intercultural communication.

## #20 KAMERON EDWARDS

6-6 • RS SO • F • Rancho Cucamonga, California

- **2016-17 (RS FR):** Redshirted the season after suffering a fractured jaw a week before the first game ... WCC Commissioner's Honor Roll "bronze" honors.
- **2015-16 (FR):** Named to WCC All-Freshman team ... Started 28 games and averaged 7.2 points and 4.2 rebounds ... WCC Commissioner's Honor Roll "bronze" honors.
- **HS:** Cal-Hi Sports all-state third team, All-CIF Southern Section Open Division first team as a senior after averaging 16.6 points and eight rebounds for Etiwanda High School.
- Majoring in organizational communication.

## #21 KNOX HELLUMS

6-5 • SO • G • Tomball, Texas

- **2016-17 (FR):** Averaged 4.5 points in 30 games (starting eight) ... Made 33 three-pointers, third on the team ... WCC Commissioner's Honor Roll "bronze" honors.
- **HS:** Finalist for the 2016 Guy V. Lewis Award for top high school player in the Houston area ... Scored more than 1,500 career points at Concordia Lutheran High ... Averaged 19.6 points and made 107 three-pointers as a senior ... All-State his last two years.
- Majoring in pre-accounting.

## #34 KEVIN HEMPHY

6-6 • RS SR • F • Santa Barbara, California

- **2016-17 (RS JR):** Went from making the team via a walk-on tryout before the season to starting the final three games of the year ... Averaged 0.7 points and 1.7 rebounds in 19 games ... Made the NABC Honors Court, plus WCC All-Academic honorable mention and WCC Commissioner's Honor Roll "bronze" honors.
- **Westmont:** Attended Westmont College as a freshman before transferring to Pepperdine as a sophomore.
- **HS:** Earned All-CIF Division 3AA first team honors at San Marcos High after averaging 11.9 points.
- Graduated with a degree in sport administration in 2017 and is now a first-year student in the Pepperdine Law School.

## #1 ELIJAH LEE

5-10 • SO • G • Houston, Texas

- **2016-17 (FR):** One of three Waves to play in all 31 games (nine starts) ... Averaged 4.4 points, 2.8 assists (11th in the WCC), 2.1 rebounds and 1.0 steals (10th in the WCC).
- **HS:** Homeschooled ... Played for the HCYA (Homeschool Christian Youth Association) Warriors ... Runner-up for the Maravich Award as the nation's top homeschooled player as a senior after averaging 16.5 points and 9.0 assists.
- Majoring in organizational communication.

## #33 ERIK MAILLIARD

6-10 • FR • C • Dallas, Texas

- **HS:** Earned TAPPS 6A All-District honorable mention status as a senior at Parish Episcopal School, averaging 8.8 points and 10.2 rebounds.
- Majoring in pre-business administration.

## #15 CALEB MARTIN

6-2 • SO • G • Los Angeles, Calif.

- **2016-17 (FR):** Walk-on appeared briefly in five games ... WCC Commissioner's Honor Roll "bronze" honors.
- **HS:** Earned All-CIF Southern Section 4AA second team status and was Liberty League MVP as a senior at the Buckley School.
- Majoring in sport administration.

## #22 HARRISON MEADS

6-7 • JR • F • New Plymouth, New Zealand

- **Laramie County CC:** Averaged 9.3 points and 6.6 rebounds as a sophomore last season ... Played two seasons there.
- **HS:** Graduated from New Plymouth Boys High School, helping team to fifth place at the national tournament.
- **New Zealand:** Played for New Zealand's U-18 team in 2014.
- Majoring in philosophy.

## #4 COLBEY ROSS

6-1 • FR • G • Aurora, Colorado

- **HS:** Two-time Gatorade state player of the year and the Denver Post's 2017 Mr. Basketball ... Averaged 18.4 points and led Eaglecrest to the 2017 Class 5A state championship.
- Majoring in pre-business administration.

## #5 JADÉ SMITH

6-4 • FR • G • Oakland, California

- **HS:** Averaged 17 points, nine rebounds, six assists and five steals as a senior, leading to Bay Counties East Division co-Player of the Year, Prep2Prep North Coast Section Senior of the year and All-Bay Area News Group first team honors ... Won two state championships (2016 and 2014) ... Was at one time rated among Scout's top 100 players in the nation.
- Majoring in pre-business administration.

## #31 NOLAN TAYLOR

6-7 • SO • F • Keller, Texas

- **2016-17 (FR):** Started 20 of 24 games after missing the first seven games with a knee injury ... Averaged 7.1 points and 3.7 rebounds ... 20 points and 10 rebounds vs. San Francisco (2/25).
- **HS:** All-time leader in points (1,731) and rebounds (970) at Keller High ... Fort Worth Star-Telegram All-Area second team as a senior after averaging 19.1 points and 8.9 rebounds.
- Majoring in organizational communication.
- Co-vice president of Pepperdine Athletics' Waves Leadership Council.

## #0 AMADI UDENYI

6-1 • RS SR • G • Oakland, Calif.

- **2016-17 (SR):** The Waves started the season 4-1 with a healthy Udenyi in the lineup, but he tore his right Achilles tendon in game number seven ... Was averaging 6.7 points, 5.3 assists and 2.8 rebounds ... Earned a medical redshirt.
- **2015-16 (JR):** Healthy the entire season and played in all 32 games ... Led the team and ranked seventh in the WCC with 4.5 assists ... Ranked second in the WCC and 20th nationally in assist/turnover ratio (3.0) ... Averaged 4.9 points ... First double-digit assist performance with 10 vs. Santa Clara.
- **2014-15 (SO):** Averaged 6.0 points, 4.4 assists, 2.1 rebounds ... Limited to 22 games (nine starts) by injuries, including a ruptured left Achilles tendon, which caused him to miss the final seven games of the season ... Ranked sixth in the WCC in assists at the time of his injury.
- **2013-14 (FR):** Averaged 5.9 points, 2.7 assists ... 21 games, 15 starts ... Missed 10 non-conference games with a knee injury.
- **HS:** Spent the 2012-13 school year at St. Thomas More in Connecticut ... Was injured for much of basketball season ... Went 84-12 as a three-year starter at De La Salle High ... EBAL's MVP as a senior after averaging 16.1 points, 5.1 assists, 4.1 rebounds.
- Majoring in advertising.

## #3 MICHAEL WEXLER

5-11 • FR • G • Plymouth, Minnesota

- **HS:** Averaged 8.2 points and 6.3 assists as a senior at Benilde-St. Margaret's School.
- Majoring in pre-business administration.

## #32 KAIJAE YEE-STEPHENS

6-1 • RS FR • G • Santa Cruz, California

- **2016-17 (FR):** Appeared in the first four games before suffering a season-ending ankle injury, and received a medical redshirt season.
- **HS:** Scored a school-record 2,066 points at Santa Cruz High ... Made 276 three-pointers in career ... MVP of the Santa Cruz Coast Athletic League as a senior after averaging 26.6 points.
- Majoring in computer science/math.
- Father, Reggie Stephens, played in the NFL with the New York Giants.

# PEPPERDINE SEASON & CAREER HIGHS

**SEASON .....#41 MATTHEW ATEWE.....CAREER**  
 15, twice ..... Points..... 15, twice (last at BYU, 1/11/18)  
 10 vs. No. Colorado (11/17)..... Rebounds ..... 13 vs. Kentucky\* (2/12/14)  
 1, twice ..... Assists ..... 2 vs. Florida\* (1/18/14)  
 5 at Santa Clara (12/28)..... Blocked Shots ..... 5 at Santa Clara (12/28/17)  
 1, several ..... Steals..... 2 vs. Mississippi State\* (2/15/14)  
 27 at BYU (1/11)..... Minutes ..... 29 vs. Kentucky\* (2/12/14)  
 7 at BYU (1/11)..... FG Made ..... 7 at BYU (1/11/18)  
 ..... 3FG Made .....  
 5 vs. No. Colorado (11/17)..... FT Made..... 5 vs. No. Colorado (11/17)

**SEASON/CAREER .....#11 TRAE BERHOW**

15, several ..... Points  
 8, several ..... Rebounds  
 3, twice ..... Assists  
 1, several ..... Blocked Shots  
 2, twice ..... Steals  
 38 vs. No. Colorado (11/17)..... Minutes  
 7 vs. Long Beach State (12/9)..... FG Made  
 4 vs. Southern Utah (11/29)..... 3FG Made  
 4, several ..... FT Made

**SEASON .....#2 ERIC COOPER JR.....CAREER**

19 vs. Gonzaga (1/4)..... Points ..... 24 at UNLV\* (2/20/16)  
 4, twice ..... Rebounds ..... 5, several (last vs. FPU\*, 12/9/15)  
 4 vs. Gonzaga (1/4)..... Assists ..... 4, several (last vs. GON, 1/4/18)  
 ..... Blocked Shots ..... 1, several\*  
 3 at San Diego (12/30) ..... Steals ..... 3, several (last at USD, 12/30/17)  
 36 vs. San Francisco (1/6)..... Minutes ..... 40 vs. New Mexico\* (2/14/15)  
 8 vs. Gonzaga (1/4)..... FG Made ..... 8, twice (last vs. GON, 1/4/18)  
 3, twice ..... 3FG Made ..... 4, several (last at Colo St.\*, 2/6/16)  
 4, several ..... FT Made..... 6, several (last vs. Mont.\*, 3/16/16)

**SEASON/CAREER .....#12 DARNELL DUNN**

18 vs. Cal Lutheran (11/14) ..... Points  
 7 vs. Long Beach State (12/9)..... Rebounds  
 5 at BYU (1/11)..... Assists  
 1, several ..... Blocked Shots  
 1, several ..... Steals  
 26 vs. San Francisco (1/6)..... Minutes  
 7 vs. Cal Lutheran (11/14)..... FG Made  
 ..... 3FG Made  
 4, several ..... FT Made

**SEASON .....#20 KAMERON EDWARDS.....CAREER**

27 vs. UCSB (11/20)..... Points ..... 27 vs. UCSB (11/20/17)  
 16 vs. Southern Utah (11/29)..... Rebounds ..... 16 vs. Southern Utah (11/29/17)  
 3 vs. UCSB (11/20)..... Assists ..... 3, several  
 3 vs. Southern Utah (11/29)..... Blocked Shots ..... 3 vs. Southern Utah (11/29/17)  
 2 at Cal Poly (12/2)..... Steals ..... 3 vs. San Diego (1/21/16)  
 37 vs. Southern Utah (11/29)..... Minutes ..... 37 vs. Southern Utah (11/29/17)  
 13 vs. UCSB (11/20)..... FG Made ..... 13 vs. UCSB (11/20/17)  
 1, twice ..... 3FG Made ..... 1, several  
 6, twice ..... FT Made..... 7 at Portland (12/23/15)

**SEASON .....#21 KNOX HELLUMS.....CAREER**

11 vs. Cal Lutheran (11/14) ..... Points ..... 19 vs. Portland State (11/27/16)  
 3, several ..... Rebounds ..... 4, twice (last at La., 12/20/16)  
 3, twice ..... Assists ..... 3, twice (last at TAMU, 11/24/17)  
 1, twice ..... Blocked Shots ..... 1, several  
 1, several ..... Steals..... 2 at Long Beach State (12/7/16)  
 27 vs. Cal Lutheran (11/14) ..... Minutes ..... 31, twice  
 4 vs. Cal Lutheran (11/14) ..... FG Made ..... 6 vs. Portland State (11/27/16)  
 3, twice ..... 3FG Made ..... 5, twice (last vs. Pacific, 2/4/17)  
 2, several ..... FT Made..... 4 at USC (12/11/16)

**SEASON .....#34 KEVIN HEMPY.....CAREER**

2, twice ..... Points ..... 3 at San Francisco (2/2/17)  
 1, twice ..... Rebounds ..... 7 vs. Pacific (3/3/17)  
 1 vs. Long Beach State (12/9)..... Assists ..... 3 vs. San Francisco (2/25/17)  
 ..... Blocked Shots .....  
 ..... Steals..... 1, several  
 11 vs. Long Beach State (12/9) ..... Minutes ..... 36 vs. Pacific (3/3/17)  
 1 at Belmont (12/16)..... FG Made ..... 1, several  
 ..... 3FG Made .....  
 2 vs. UC Riverside (12/5) ..... FT Made..... 2 vs. UC Riverside (12/5/17)

**SEASON .....#1 ELIJAH LEE.....CAREER**  
 3, twice ..... Points ..... 16 vs. BYU (2/9/17)  
 2, twice ..... Rebounds ..... 7 at LMU (2/18/17)  
 1, several ..... Assists ..... 7 vs. San Diego (1/7/17)  
 ..... Blocked Shots ..... 1, several  
 1, twice ..... Steals..... 3, several (last vs. BYU, 2/9/17)  
 13 vs. Cal Lutheran (11/14) ..... Minutes ..... 34 vs. LMU (1/5/17)  
 1, twice ..... FG Made ..... 5 vs. BYU (2/9/17)  
 1, twice ..... 3FG Made ..... 3 vs. BYU (2/9/17)  
 1 at Oklahoma State (11/10)..... FT Made..... 6 vs. Pacific (2/4/17)

**SEASON/CAREER .....#22 HARRISON MEADS**

8 vs. UCSB (11/20)..... Points  
 5, several ..... Rebounds  
 1 vs. Cal Lutheran (11/14) ..... Assists  
 1, several ..... Blocked Shots  
 1, twice ..... Steals  
 24 at Weber State (12/19) ..... Minutes  
 3, several ..... FG Made  
 ..... 3FG Made  
 5 at Belmont (12/16) ..... FT Made

**SEASON/CAREER .....#4 COLBEY ROSS**

25 vs. UCSB (11/20)..... Points  
 7 at San Diego (12/30)..... Rebounds  
 9 vs. Southern Utah (11/29)..... Assists  
 2 vs. San Francisco (1/6)..... Blocked Shots  
 2, several ..... Steals  
 40 at San Diego (12/30) ..... Minutes  
 9 vs. San Francisco (1/6)..... FG Made  
 3, twice ..... 3FG Made  
 9 at Cal Poly (12/2)..... FT Made

**SEASON/CAREER .....#5 JADÉ SMITH**

14 vs. No. Colorado (11/17) ..... Points  
 7 vs. No. Colorado (11/17)..... Rebounds  
 5 at Santa Clara (12/28) ..... Assists  
 1 vs. Southern Utah (11/29)..... Blocked Shots  
 4 vs. Cal Lutheran (11/14) ..... Steals  
 30 vs. No. Colorado (11/17) ..... Minutes  
 7 vs. No. Colorado (11/17)..... FG Made  
 1 vs. Cal Lutheran (11/14) ..... 3FG Made  
 5 at Santa Clara (12/28) ..... FT Made

**SEASON .....#31 NOLAN TAYLOR.....CAREER**

17 vs. UC Riverside (12/5) ..... Points ..... 20 vs. San Francisco (2/25/17)  
 9 vs. No. Colorado (11/17)..... Rebounds ..... 10 vs. San Francisco (2/25/17)  
 2, several ..... Assists ..... 3 at Santa Clara (2/16/17)  
 2 vs. Long Beach State (12/9)..... Blocked Shots ..... 2, twice  
 1, several ..... Steals..... 2 at LMU (2/18/17)  
 28 vs. Long Beach State (12/9) ..... Minutes ..... 37 at LMU (2/18/17)  
 6 vs. Southern Utah (11/29) ..... FG Made ..... 8 vs. San Francisco (2/25/17)  
 1 vs. Southern Utah (11/29) ..... 3FG Made ..... 1, several  
 9 vs. UC Riverside (12/5) ..... FT Made ..... 9 vs. UC Riverside (12/5/17)

**SEASON .....#0 AMADI UDENYI.....CAREER**

7 vs. Oral Roberts (11/21) ..... Points ..... 17 vs. Life Pacific (11/17/16)  
 4 vs. UC Riverside (12/5) ..... Rebounds ..... 7 vs. LMU (1/2/16)  
 5, twice ..... Assists ..... 10 vs. Santa Clara (2/20/16)  
 1 at Belmont (12/16) ..... Blocked Shots ..... 1, several  
 2 at Belmont (12/16) ..... Steals..... 4, several (last vs. LP, 11/17/16)  
 32 vs. UCSB (11/20)..... Minutes ..... 36 vs. Saint Mary's (2/8/14)  
 2, twice ..... FG Made ..... 6 at Saint Mary's (2/11/16)  
 1, twice ..... 3FG Made ..... 4, twice (last at Portland, 2/12/15)  
 3 vs. Oral Roberts (11/21) ..... FT Made ..... 7 vs. Life Pacific (11/17/16)

**SEASON/CAREER ..#32 KAIJAE YEE-STEPHENS**

9 at San Diego (12/30) ..... Points  
 4 at San Diego (12/30) ..... Rebounds  
 1, several ..... Assists  
 ..... Blocked Shots .....  
 1 at San Diego (12/30) ..... Steals  
 28 at San Diego (12/30) ..... Minutes  
 3, twice ..... FG Made  
 2 at San Diego (12/30) ..... 3FG Made  
 1 at San Diego (12/30) ..... FT Made

# PEPPERDINE'S RECORD WHEN...

	2017	Under
	-2018	Wilson
Game Decided by 1-5 Points.....	1-2	25-22
Game Decided by 6-9 Points.....	0-5	23-26
Game Decided by 10+ Points.....	2-7	37-69
Scoring First .....	3-7	41-50
Opponent Scores First.....	0-7	44-67
Leading at Halftime.....	2-0	57-16
Tied at Halftime .....	0-2	3-4
Trailing at Halftime.....	1-12	25-97
Leading With 5 Minutes to Play .....	3-0	70-6
Tied With 5 Minutes to Play.....	0-1	3-3
Trailing With 5 Minutes to Play .....	0-13	12-108
Scoring 100+ Points .....	1-0	1-0
Scoring 90-99 Points .....	0-0	4-0
Scoring 80-89 Points .....	1-4	13-8
Scoring 70-79 Points .....	1-1	29-27
Scoring 60-69 Points .....	0-7	26-43
Scoring 59 or Fewer Points .....	0-2	12-39
Opp. Scoring 80+ Points .....	1-8	4-45
Opp. Scoring 70-79 Points .....	1-6	12-44
Opp. Scoring 60-69 Points .....	0-0	40-23
Opp. Scoring 50-59 Points .....	1-0	18-5
Opp. Scoring 40-49 Points .....	0-0	10-0
Opp. Scoring 30-39 Points .....	0-0	1-0

	2017	Under
	-2018	Wilson
50%-plus FG Pct. ....	2-5	25-20
40-49% FG Pct. ....	0-6	48-52
39.9%-minus FG Pct. ....	1-3	12-45
Opp. 50%-plus FG Pct. ....	2-7	5-49
Opp. 40-49% FG Pct. ....	1-6	32-61
Opp. 39.9%-minus FG Pct. ....	0-1	48-7
Better FG% Than Opponent.....	2-4	73-28
Opponent Has Better FG%.....	1-10	12-89
More 3FGM Made Than Opponent .....	1-0	41-21
3FGM Are Equal .....	0-1	9-11
Opponent Has More 3FGM .....	2-13	35-85
80%-plus FT Pct. ....	1-2	18-17
70-79% FT Pct. ....	1-4	31-30
69%-minus FT Pct. ....	1-8	36-70
Better FT% Than Opponent .....	3-2	47-44
FT% Is Equal .....	0-0	0-2
Opponent Has Better FT% .....	0-12	38-71
Outrebounding Opponent.....	3-8	53-46
Rebounds Are Equal.....	0-0	7-4
Outrebounded by Opponent.....	0-6	25-67

	2017	Under
	-2018	Wilson
Fewer Turnovers Than Opponent.....	3-2	46-28
Turnovers Are Equal.....	0-2	7-10
More Turnovers Than Opponent .....	0-10	32-79
6 Waves Score in Double-Figures.....	1-0	1-1
5 Waves Score in Double-Figures.....	0-1	8-3
4 Waves Score in Double-Figures.....	0-2	22-15
3 Waves Score in Double-Figures.....	1-4	31-48
2 Waves Score in Double-Figures.....	1-5	17-37
1 Wave Scores in Double-Figures.....	0-2	6-9
0 Waves Score in Double-Figures.....	0-0	0-4
Waves Have More in Double-Figures....	1-2	41-14
Double-Figure Scorers Are Equal.....	0-2	26-35
Opp. Has More in Double-Figures.....	2-10	18-68
Waves' Bench Scores More .....	3-6	50-40
Bench Scoring Is Equal .....	0-0	3-5
Opponent Bench Scores More .....	0-8	32-72
Wearing Blue .....	0-8	26-63
Wearing Orange .....	0-1	12-16
Wearing White.....	3-5	47-38
Overtime.....	0-0	6-3
Biggest Deficit in Win.....	15 vs.	Oral Roberts
Biggest Lead in Loss .....	8 at	Santa Clara

## THE LAST TIME...

**Pepperdine Defeated an AP Top 25 Team:**  
11/27/2004 vs. #20 Wisconsin (75-61)

**Pepperdine Defeated an AP Top 10 Team:**  
11/28/2001 at #10 UCLA (85-78)

**Pepperdine Defeated an AP Top 25 Team on Road:**  
11/28/2001 at #10 UCLA (85-78)

**Won an Overtime Game:** (lost 1 straight)  
Waves.....1/13/2016 at Pacific (65-63, A)  
Opponent.....2/27/2016 by LMU (83-90, A, 2OT)

**Won a Multi-Overtime Game:** (lost 2 straight)  
Waves.....12/28/2002 vs. UALR (116-110, N)  
Opponent.....2/27/2016 by LMU (83-90, A, 2OT)

**100+ Points by a Team:**  
Waves.....11/14/2017 vs. Cal Lutheran (107-82)  
Opponent.....2/16/2017 by Santa Clara (55-106)

**Fewer Than 50 Points by a Team:**  
Waves.....11/10/2017 at Oklahoma State (47-78)  
Opponent.....3/7/2015 by San Diego (50-47)

**60+ Percent Field Goal Shooting:**  
Waves.....11/29/2013 vs. Denver (.714)  
Opponent.....2/16/2017 by Santa Clara (.639)

**50+ Percent Field Goal Shooting:**  
Waves.....12/28/2017 at Santa Clara (.521)  
Opponent.....1/11/2018 by BYU (.583)

**30 Percent Field Goal Shooting or Less:**  
Waves.....11/10/2017 at Oklahoma State (.283)  
Opponent.....11/16/2015 by SD Christian (.262)

**10+ Three-Pointers Made:**  
Waves.....2/4/2017 vs. Pacific (10-21)  
Opponent.....12/30/2017 by San Diego (11-28)

**Zero Three-Pointers Made:**  
Waves.....2/14/2015 at Gonzaga (0-10)  
Opponent.....11/16/2015 by SD Christian (0-19)

**6+ Players Scored in Double-Figures:**  
Waves.....11/14/2017 vs. Cal Lutheran (6)  
Opponent.....11/27/2016 by Portland State (6)

**5+ Players Scored in Double-Figures:**  
Waves.....11/17/2017 vs. No. Colorado (5)  
Opponent.....12/2/2017 by Cal Poly (5)

**Zero Players Scored in Double-Figures**  
Waves.....3/18/2015 at Seattle  
Opponent.....1/21/2016 by San Diego

**Player Scored 40+ Points:**  
Waves.....3/3/2017, Lamond Murray Jr.  
.....vs. Pacific (41)  
Opponent.....2/9/2004, Paul Marigney  
.....of Saint Mary's (40)

**Player Scored 30+ Points:**  
Waves.....3/3/2017, Lamond Murray Jr.  
.....vs. Pacific (41)  
Opponent.....2/16/2017, Nate Kratch  
.....of Santa Clara (32)

**Player Scored 25+ Points:**  
Waves.....11/29/2017, Kameron Edwards  
.....vs. Southern Utah (25)  
Opponent.....1/11/2018, Elijah Bryant  
.....of BYU (25)

**Player Made 6+ Three-Pointers:**  
Waves.....12/30/2013, Malcolm Brooks  
.....vs. BYU (6)  
Opponent.....12/30/2017, Olin Carter III  
.....of San Diego (7)

**Player Made 5+ Three-Pointers:**  
Waves.....2/4/2017, Knox Hellums  
.....vs. Pacific (5)  
Opponent.....1/11/2018, Elijah Bryant  
.....of BYU (5)

**Player Made 15+ Free Throws:**  
Waves.....1/3/2004, Glen McGowan  
.....at Colorado State (16-for-18)  
Opponent.....1/21/2012, Brandon Davies  
.....of BYU (15-for-18)

**Player Made 10+ Free Throws:**  
Waves.....3/3/2017, Lamond Murray Jr.  
.....vs. Pacific (11-for-14)  
Opponent.....3/3/2017, Ray Bowles  
.....of Pacific (11-for-12)

**Player Had 20+ Rebounds:**  
Waves.....1/3/2005, Glen McGowan  
.....vs. Colorado State (22)  
Opponent.....11/11/2016, Josh Martin  
.....of Cal Poly (21)

**Player Had 15+ Rebounds:**  
Waves.....11/29/2017, Kameron Edwards  
.....vs. Southern Utah (16)  
Opponent.....11/11/2016, Josh Martin  
.....of Cal Poly (21)

**Player Had 10+ Assists:**  
Waves.....11/11/2016, Jeremy Major  
.....vs. Cal Poly (11)  
Opponent.....12/2/2017, Donovan Fields  
.....of Cal Poly (11)

**Player Had 5+ Blocked Shots:**  
Waves.....12/28/2017, Matthew Atewe  
.....at Santa Clara (5)  
Opponent.....2/16/2012, Eric Wallace  
.....of Seattle (5)

**Player Had 5+ Steals:**  
Waves.....1/31/2013, Lorne Jackson  
.....vs. BYU (5)  
Opponent.....2/2/2017, Charles Minlend  
.....of San Francisco (5)

**Player Had Consecutive Double-Doubles:**  
Waves.....2/4-9/2017, Chris Reyes  
.....vs. Pacific, vs. BYU

**Player Had a Triple-Double:**  
Waves.....2/1/1991, Doug Christie  
.....vs. Saint Mary's (21 pts, 11 ast, 10 rbs)

**Player Had a 20-20 Game:**  
Waves.....1/3/2005, Glen McGowan  
.....vs. Colorado State (31 pts, 22 rbs)  
Opponent.....2/3/2007, Josh Heytvelt  
.....of Gonzaga (27 pts, 22 rbs)

**2 Players with 20+ Points:**  
Waves.....2/2/2017 vs. Cal Poly  
.....(Kameron Edwards 21, Colbey Ross 21)  
Opponent.....12/3/2016 by Belmont  
.....(Evan Bradds 24, Taylor Barnette 20)

**2 Players with Double-Doubles:**  
Waves.....1/26/2017 vs. Portland  
.....(C. Reyes 10 & 15, L. Murray 22 & 10)  
Opponent.....11/23/2016 by St. Bonaventure  
.....(D. Gregg 10 & 10, M. Mobley 24 & 10)





**2017-18 Pepperdine Men's Basketball**  
 Pepperdine Combined Team Statistics (as of Jan 11, 2018)  
**All games**



<b>RECORD:</b>	<b>OVERALL</b>	<b>HOME</b>	<b>AWAY</b>	<b>NEUTRAL</b>
ALL GAMES	3-14	3-6	0-8	0-0
CONFERENCE	0-5	0-2	0-3	0-0
NON-CONFERENCE	3-9	3-4	0-5	0-0

#	Player	gp-gs	min	avg	Total		3-Point		F-Throw		Rebounds				pf	dq	a	to	blk	stl	pts	avg
					fg-fga	fg%	3fg-fga	3fg%	ft-fa	ft%	off	def	tot	avg								
20	EDWARDS, Kameron	9-9	254	28.2	57-104	.548	2-8	.250	27-45	.600	20	41	61	6.8	21	1	10	20	5	8	143	15.9
04	ROSS, Colbey	17-17	512	30.1	85-171	.497	21-47	.447	60-68	.882	5	47	52	3.1	37	0	86	53	3	16	251	14.8
02	COOPER JR., Eric	8-6	215	26.9	36-80	.450	15-45	.333	15-16	.938	2	14	16	2.0	14	1	11	13	0	5	102	12.8
11	BERHOW, Trae	17-16	502	29.5	60-139	.432	26-72	.361	17-22	.773	25	74	99	5.8	47	1	14	24	3	7	163	9.6
31	TAYLOR, Nolan	15-7	299	19.9	52-105	.495	1-8	.125	28-47	.596	26	34	60	4.0	36	0	13	10	4	3	133	8.9
41	ATEWE, Matthew	13-9	200	15.4	28-59	.475	0-0	.000	22-37	.595	30	38	68	5.2	30	0	2	16	7	5	78	6.0
12	DUNN, Darnell	17-4	242	14.2	31-67	.463	0-4	.000	32-40	.800	17	21	38	2.2	18	0	13	26	3	3	94	5.5
21	HELLUMS, Knox	15-0	239	15.9	24-56	.429	17-43	.395	6-9	.667	4	21	25	1.7	18	1	14	5	2	4	71	4.7
05	SMITH, Jade'	16-6	297	18.6	30-82	.366	1-20	.050	12-24	.500	12	34	46	2.9	29	0	24	16	1	15	73	4.6
32	YEE-STEPHENS, Kaij	4-0	53	13.3	6-16	.375	2-5	.400	1-2	.500	1	4	5	1.3	5	0	4	1	0	1	15	3.8
22	MEADS, Harrison	16-2	210	13.1	22-36	.611	0-0	.000	11-18	.611	15	25	40	2.5	30	0	1	8	4	2	55	3.4
00	UDENYI, Amadi	13-9	286	22.0	10-46	.217	2-24	.083	7-16	.438	0	23	23	1.8	10	0	43	22	1	6	29	2.2
01	LEE, Elijah	9-0	59	6.6	2-5	.400	2-3	.667	1-6	.167	0	6	6	0.7	3	0	4	7	0	2	7	0.8
34	HEMPY, Kevin	7-0	29	4.1	1-1	1.000	0-0	.000	2-2	1.000	0	2	2	0.3	6	0	1	1	0	0	4	0.6
15	MARTIN, Caleb	2-0	3	1.5	0-1	.000	0-1	.000	0-0	.000	0	0	0	0.0	0	0	0	1	0	0	0	0.0
Team											26	33	59				4					
Total.....		17	3400		444-968	.459	89-280	.318	241-352	.685	183	417	600	35.3	304	4	240	227	33	77	1218	71.6
Opponents.....		17	3400		479-982	.488	166-427	.389	234-321	.729	136	398	534	31.4	339	6	310	178	77	112	1358	79.9

<b>TEAM STATISTICS</b>	<b>PEP</b>	<b>OPP</b>	<b>Date</b>	<b>Opponent</b>	<b>Score</b>	<b>Att.</b>
SCORING	1218	1358	# 11/10/17	at Oklahoma State	L 47-78	5386
Points per game	71.6	79.9	11/14/17	CAL LUTHERAN	w 107-82	1375
Scoring margin	-8.2	-	11/17/17	NORTHERN COLORADO	L 82-84	805
FIELD GOALS-ATT	444-968	479-982	# 11/20/17	UC SANTA BARBARA	L 84-92	1682
Field goal pct	.459	.488	# 11/21/17	ORAL ROBERTS	w 80-76	1239
3 POINT FG-ATT	89-280	166-427	# 11/24/17	at Texas A&M	L 65-81	6704
3-point FG pct	.318	.389	11/29/17	SOUTHERN UTAH	L 82-88	912
3-pt FG made per game	5.2	9.8	12/02/17	at Cal Poly	L 81-91	1384
FREE THROWS-ATT	241-352	234-321	12/05/17	UC RIVERSIDE	w 70-59	942
Free throw pct	.685	.729	12/09/17	LONG BEACH STATE	L 71-78	976
F-Throws made per game	14.2	13.8	12/16/17	at Belmont	L 62-79	1427
REBOUNDS	600	534	12/19/17	at Weber State	L 67-72	6576
Rebounds per game	35.3	31.4	* 12/28/17	at Santa Clara	L 65-72	1192
Rebounding margin	+3.9	-	* 12/30/17	at San Diego	L 66-74	1521
ASSISTS	240	310	* 01/04/18	GONZAGA	L 59-89	2930
Assists per game	14.1	18.2	* 01/06/18	SAN FRANCISCO	L 67-80	795
TURNOVERS	227	178	* 01/11/18	at Brigham Young	L 63-83	13223
Turnovers per game	13.4	10.5				
Turnover margin	-2.9	-				
Assist/turnover ratio	1.1	1.7				
STEALS	77	112				
Steals per game	4.5	6.6				
BLOCKS	33	77				
Blocks per game	1.9	4.5				
ATTENDANCE	11656	37413				
Home games-Avg/Game	9-1295	8-4677				
Neutral site-Avg/Game	-	0-0				

# = Progressive Legends Classic  
 \* = West Coast Conference game

<b>Score by Periods</b>	<b>1st</b>	<b>2nd</b>	<b>Totals</b>
Pepperdine	545	673	1218
Opponents	629	729	1358



**2017-18 Pepperdine Men's Basketball**  
 Pepperdine Combined Team Statistics (as of Jan 11, 2018)  
**Conference games only**



<b>RECORD:</b>	<b>OVERALL</b>	<b>HOME</b>	<b>AWAY</b>	<b>NEUTRAL</b>
ALL GAMES	0-5	0-2	0-3	0-0
CONFERENCE	0-5	0-2	0-3	0-0
NON-CONFERENCE	0-0	0-0	0-0	0-0

#	Player	gp-gs	min	avg	Total		3-Point		F-Throw		Rebounds				pf	dq	a	to	blk	stl	pts	avg
					fg-fga	fg%	3fg-fga	3fg%	ft-fa	ft%	off	def	tot	avg								
04	ROSS, Colbey	5-5	167	33.4	34-63	.540	7-11	.636	12-15	.800	3	18	21	4.2	14	0	21	21	2	5	87	17.4
02	COOPER JR., Eric	5-5	148	29.6	24-53	.453	11-30	.367	8-9	.889	1	11	12	2.4	11	1	11	8	0	5	67	13.4
11	BERHOW, Trae	5-5	153	30.6	16-40	.400	7-20	.350	5-6	.833	2	27	29	5.8	10	0	3	7	2	4	44	8.8
41	ATEWE, Matthew	5-2	86	17.2	11-21	.524	0-0	.000	7-13	.538	13	18	31	6.2	11	0	1	6	7	3	29	5.8
31	TAYLOR, Nolan	3-2	45	15.0	7-15	.467	0-0	.000	3-7	.429	3	2	5	1.7	8	0	3	4	1	0	17	5.7
12	DUNN, Darnell	5-3	97	19.4	10-23	.435	0-2	.000	8-11	.727	3	8	11	2.2	7	0	7	8	1	2	28	5.6
21	HELLUMS, Knox	3-0	37	12.3	4-7	.571	2-4	.500	2-3	.667	0	6	6	2.0	4	0	1	1	1	1	12	4.0
32	YEE-STEPHENS, Kaij	4-0	53	13.3	6-16	.375	2-5	.400	1-2	.500	1	4	5	1.3	5	0	4	1	0	1	15	3.8
05	SMITH, Jade'	4-2	61	15.3	3-16	.188	0-3	.000	6-9	.667	2	5	7	1.8	7	0	6	4	0	1	12	3.0
01	LEE, Elijah	3-0	15	5.0	1-2	.500	1-1	1.000	0-1	.000	0	3	3	1.0	0	0	1	3	0	1	3	1.0
22	MEADS, Harrison	5-1	74	14.8	2-8	.250	0-0	.000	0-1	.000	4	8	12	2.4	12	0	0	4	1	1	4	0.8
00	UDENYI, Amadi	3-0	59	19.7	1-5	.200	0-3	.000	0-3	.000	0	4	4	1.3	5	0	9	4	0	0	2	0.7
34	HEMPY, Kevin	2-0	4	2.0	0-0	.000	0-0	.000	0-0	.000	0	1	1	0.5	1	0	0	1	0	0	0	0.0
15	MARTIN, Caleb	1-0	1	1.0	0-0	.000	0-0	.000	0-0	.000	0	0	0	0.0	0	0	0	1	0	0	0	0.0
Team											9	9	18				1					
Total.....		5	1000		119-269	.442	30-79	.380	52-80	.650	41	124	165	33.0	95	1	67	74	15	24	320	64.0
Opponents.....		5	1000		139-284	.489	46-123	.374	74-98	.755	36	123	159	31.8	91	1	89	49	25	38	398	79.6

TEAM STATISTICS	PEP	OPP	Date	Opponent	Score	Att.
SCORING	320	398	* 12/28/17	at Santa Clara	L 65-72	1192
Points per game	64.0	79.6	* 12/30/17	at San Diego	L 66-74	1521
Scoring margin	-15.6	-	* 01/04/18	GONZAGA	L 59-89	2930
FIELD GOALS-ATT	119-269	139-284	* 01/06/18	SAN FRANCISCO	L 67-80	795
Field goal pct	.442	.489	* 01/11/18	at Brigham Young	L 63-83	13223
3 POINT FG-ATT	30-79	46-123				
3-point FG pct	.380	.374				
3-pt FG made per game	6.0	9.2	# = Progressive Legends Classic			
FREE THROWS-ATT	52-80	74-98	* = West Coast Conference game			
Free throw pct	.650	.755				
F-Throws made per game	10.4	14.8				
REBOUNDS	165	159				
Rebounds per game	33.0	31.8				
Rebounding margin	+1.2	-				
ASSISTS	67	89				
Assists per game	13.4	17.8				
TURNOVERS	74	49				
Turnovers per game	14.8	9.8				
Turnover margin	-5.0	-				
Assist/turnover ratio	0.9	1.8				
STEALS	24	38				
Steals per game	4.8	7.6				
BLOCKS	15	25				
Blocks per game	3.0	5.0				
ATTENDANCE	3725	15936				
Home games-Avg/Game	2-1862	3-5312				
Neutral site-Avg/Game	-	0-0				

Score by Periods	1st	2nd	Totals
Pepperdine	146	174	320
Opponents	184	214	398



**2017-18 Pepperdine Men's Basketball**  
 Pepperdine Points-Rebounds-Assists (as of Jan 11, 2018)  
**All games**



Opponent	Date	Score		00	01	02	04	05	11	12
				UDENYI,AMA	LEE,ELIJAH	COOPER JR.	ROSS,COLBE	SMITH,JADE	BERHOW,TRA	DUNN,DARNE
at Oklahoma State	11/10/17	47-78	L	2-1-2	1-0-0	DNP	9-5-3	2-3-1	13-8-0	1-2-0
CAL LUTHERAN	11/14/17	107-82	w	DNP	0-2-1	DNP	8-1-8	9-2-2	11-8-3	18-5-1
NORTHERN COLORADO	11/17/17	82-84	L	DNP	DNP	DNP	11-2-5	14-7-2	15-3-0	7-4-2
UC SANTA BARBARA	11/20/17	84-92	L	2-2-4	DNP	DNP	25-5-4	0-2-1	10-7-3	4-2-0
ORAL ROBERTS	11/21/17	80-76	w	7-1-3	3-1-1	DNP	21-1-6	2-5-1	12-8-0	9-5-1
at Texas A&M	11/24/17	65-81	L	5-0-4	0-0-1	DNP	8-2-4	4-1-1	9-8-2	0-0-0
SOUTHERN UTAH	11/29/17	82-88	L	4-2-3	DNP	DNP	12-2-9	6-4-0	12-3-0	0-0-1
at Cal Poly	12/02/17	81-91	L	0-3-2	DNP	DNP	21-1-5	4-4-2	8-8-2	2-0-0
UC RIVERSIDE	12/05/17	70-59	w	5-4-5	0-0-0	DNP	16-4-7	3-4-3	3-5-1	6-0-0
LONG BEACH STATE	12/09/17	71-78	L	2-0-5	DNP	14-2-0	8-2-6	4-1-3	15-6-0	7-7-0
at Belmont	12/16/17	62-79	L	0-3-3	0-0-0	13-0-0	14-1-1	6-3-1	3-1-0	8-0-0
at Weber State	12/19/17	67-72	L	0-3-3	DNP	8-2-0	11-5-7	7-3-1	8-5-0	4-2-1
at Santa Clara	12/28/17	65-72	L	DNP	3-2-1	7-4-2	20-3-3	7-4-5	15-7-1	2-2-0
at San Diego	12/30/17	66-74	L	DNP	DNP	13-3-2	16-7-6	4-3-0	4-8-0	4-1-0
GONZAGA	01/04/18	59-89	L	0-0-3	0-0-0	19-1-4	12-4-4	1-0-1	7-4-1	6-5-0
SAN FRANCISCO	01/06/18	67-80	L	0-2-3	DNP	16-4-3	23-5-3	0-0-0	10-5-1	12-0-2
at Brigham Young	01/11/18	63-83	L	2-2-3	0-1-0	12-0-0	16-2-5	DNP	8-5-0	4-3-5

Opponent	Date	Score		20	21	22	31	32	34	41
				EDWARDS,KA	HELLUMS,KN	MEADS,HARR	TAYLOR,NOL	YEE-STEPHE	HEMPY,KEVI	ATEWE,MATT
at Oklahoma State	11/10/17	47-78	L	7-4-0	6-1-0	0-0-0	2-2-0	DNP	0-0-0	4-4-0
CAL LUTHERAN	11/14/17	107-82	w	17-10-0	11-2-2	6-3-1	15-5-0	DNP	0-0-0	12-6-0
NORTHERN COLORADO	11/17/17	82-84	L	6-7-1	3-0-3	DNP	11-9-2	DNP	DNP	15-10-1
UC SANTA BARBARA	11/20/17	84-92	L	27-5-3	0-0-0	8-5-0	8-6-0	DNP	DNP	0-2-0
ORAL ROBERTS	11/21/17	80-76	w	14-2-0	6-1-1	0-1-0	4-2-1	DNP	DNP	2-0-0
at Texas A&M	11/24/17	65-81	L	20-9-1	5-3-3	2-1-0	9-6-1	DNP	DNP	3-4-0
SOUTHERN UTAH	11/29/17	82-88	L	25-16-2	2-1-0	6-2-0	13-5-1	DNP	DNP	2-4-0
at Cal Poly	12/02/17	81-91	L	21-5-2	5-1-0	6-1-0	14-3-1	DNP	DNP	DNP
UC RIVERSIDE	12/05/17	70-59	w	6-3-1	9-2-1	3-3-0	17-5-0	DNP	2-0-0	DNP
LONG BEACH STATE	12/09/17	71-78	L	DNP	7-3-1	6-4-0	8-7-2	DNP	0-1-1	DNP
at Belmont	12/16/17	62-79	L	DNP	0-2-2	7-3-0	9-3-1	DNP	2-0-0	DNP
at Weber State	12/19/17	67-72	L	DNP	5-3-0	7-5-0	6-2-1	DNP	DNP	11-7-0
at Santa Clara	12/28/17	65-72	L	DNP	0-3-0	2-1-0	5-1-1	DNP	DNP	4-7-0
at San Diego	12/30/17	66-74	L	DNP	DNP	0-5-0	12-3-2	9-4-1	DNP	4-3-0
GONZAGA	01/04/18	59-89	L	DNP	6-2-0	0-1-0	0-1-0	6-0-1	0-1-0	2-5-0
SAN FRANCISCO	01/06/18	67-80	L	DNP	DNP	2-4-0	DNP	0-1-1	DNP	4-8-1
at Brigham Young	01/11/18	63-83	L	DNP	6-1-1	0-1-0	DNP	0-0-1	0-0-0	15-8-0





**2017-18 Pepperdine Men's Basketball**  
 Pepperdine Season/Career Statistics (as of Jan 11, 2018)  
**All games**



SEASON STATISTICS

CAREER STATISTICS

SUMMARY	gp-gs	min/g	fg%	3fg%	ft%	r/g	a/g	stl	blk	pts/g	gp-gs	min/g	fg%	3fg%	ft%	r/g	a/g	stl	blk	pts/g
EDWARDS, Kameron	9-9	28.2	.548	.250	.600	6.8	1.1	8	5	15.9	41-37	25.1	.478	.167	.601	4.8	1.2	34	15	9.1
ROSS, Colbey	17-17	30.1	.497	.447	.882	3.1	5.1	16	3	14.8	17-17	30.1	.497	.447	.882	3.1	5.1	16	3	14.8
COOPER JR., Eric	8-6	26.9	.450	.333	.938	2.0	1.4	5	0	12.8	8-6	26.9	.450	.333	.938	2.0	1.4	5	0	12.8
BERHOW, Trae	17-16	29.5	.432	.361	.773	5.8	0.8	7	3	9.6	17-16	29.5	.432	.361	.773	5.8	0.8	7	3	9.6
TAYLOR, Nolan	15-7	19.9	.495	.125	.596	4.0	0.9	3	4	8.9	39-27	20.5	.475	.167	.651	3.8	0.8	16	8	7.8
ATEWE, Matthew	13-9	15.4	.475	.000	.595	5.2	0.2	5	7	6.0	13-9	15.4	.475	.000	.595	5.2	0.2	5	7	6.0
DUNN, Darnell	17-4	14.2	.463	.000	.800	2.2	0.8	3	3	5.5	17-4	14.2	.463	.000	.800	2.2	0.8	3	3	5.5
HELLUMS, Knox	15-0	15.9	.429	.395	.667	1.7	0.9	4	2	4.7	45-8	16.3	.379	.413	.793	1.3	0.5	10	5	4.6
SMITH, Jade'	16-6	18.6	.366	.050	.500	2.9	1.5	15	1	4.6	16-6	18.6	.366	.050	.500	2.9	1.5	15	1	4.6
YEE-STEPHENS, Kaijia	4-0	13.3	.375	.400	.500	1.3	1.0	1	0	3.8	8-0	10.8	.333	.273	.500	0.8	0.5	2	0	2.5
MEADS, Harrison	16-2	13.1	.611	.000	.611	2.5	0.1	2	4	3.4	16-2	13.1	.611	.000	.611	2.5	0.1	2	4	3.4
UDENYI, Amadi	13-9	22.0	.217	.083	.438	1.8	3.3	6	1	2.2	94-42	23.8	.323	.301	.607	1.9	4.0	83	3	5.1
LEE, Elijah	9-0	6.6	.400	.667	.167	0.7	0.4	2	0	0.8	40-9	17.8	.361	.405	.690	1.8	2.3	33	3	3.6
HEMPY, Kevin	7-0	4.1	1.000	.000	1.000	0.3	0.1	0	0	0.6	26-3	8.0	.438	.000	.333	1.3	0.3	3	0	0.7
MARTIN, Caleb	2-0	1.5	.000	.000	.000	0.0	0.0	0	0	0.0	7-0	1.1	.000	.000	.000	0.3	0.0	0	0	0.0

SCORING	fg-fga	fg%	3fg-fga	3fg%	ft-fta	ft%	pts	pts/g	fg-fga	fg%	3fg-fga	3fg%	ft-fta	ft%	pts	pts/g
EDWARDS, Kameron	57-104	.548	2-8	.250	27-45	.600	143	15.9	142-297	.478	3-18	.167	86-143	.601	373	9.1
ROSS, Colbey	85-171	.497	21-47	.447	60-68	.882	251	14.8	85-171	.497	21-47	.447	60-68	.882	251	14.8
COOPER JR., Eric	36-80	.450	15-45	.333	15-16	.938	102	12.8	36-80	.450	15-45	.333	15-16	.938	102	12.8
BERHOW, Trae	60-139	.432	26-72	.361	17-22	.773	163	9.6	60-139	.432	26-72	.361	17-22	.773	163	9.6
TAYLOR, Nolan	52-105	.495	1-8	.125	28-47	.596	133	8.9	122-257	.475	4-24	.167	56-86	.651	304	7.8
ATEWE, Matthew	28-59	.475	0-0	.000	22-37	.595	78	6.0	28-59	.475	0-0	.000	22-37	.595	78	6.0
DUNN, Darnell	31-67	.463	0-4	.000	32-40	.800	94	5.5	31-67	.463	0-4	.000	32-40	.800	94	5.5
HELLUMS, Knox	24-56	.429	17-43	.395	6-9	.667	71	4.7	66-174	.379	50-121	.413	23-29	.793	205	4.6
SMITH, Jade'	30-82	.366	1-20	.050	12-24	.500	73	4.6	30-82	.366	1-20	.050	12-24	.500	73	4.6
YEE-STEPHENS, Kaijia	6-16	.375	2-5	.400	1-2	.500	15	3.8	8-24	.333	3-11	.273	1-2	.500	20	2.5
MEADS, Harrison	22-36	.611	0-0	.000	11-18	.611	55	3.4	22-36	.611	0-0	.000	11-18	.611	55	3.4
UDENYI, Amadi	10-46	.217	2-24	.083	7-16	.438	29	2.2	152-471	.323	71-236	.301	108-178	.607	483	5.1
LEE, Elijah	2-5	.400	2-3	.667	1-6	.167	7	0.8	43-119	.361	17-42	.405	40-58	.690	143	3.6
HEMPY, Kevin	1-1	1.000	0-0	.000	2-2	1.000	4	0.6	7-16	.438	0-5	.000	3-9	.333	17	0.7
MARTIN, Caleb	0-1	.000	0-1	.000	0-0	.000	0	0.0	0-1	.000	0-1	.000	0-0	.000	0	0.0

TOTALS	o-reb	d-reb	t-reb	pf	fo	ast	to	a/to	o-reb	d-reb	t-reb	pf	fo	ast	to	a/to
EDWARDS, Kameron	20	41	61	21	1	10	20	0.5	71	124	195	92	2	50	73	0.7
ROSS, Colbey	5	47	52	37	0	86	53	1.6	5	47	52	37	0	86	53	1.6
COOPER JR., Eric	2	14	16	14	1	11	13	0.8	2	14	16	14	1	11	13	0.8
BERHOW, Trae	25	74	99	47	1	14	24	0.6	25	74	99	47	1	14	24	0.6
TAYLOR, Nolan	26	34	60	36	0	13	10	1.3	56	92	148	102	3	30	28	1.1
ATEWE, Matthew	30	38	68	30	0	2	16	0.1	30	38	68	30	0	2	16	0.1
DUNN, Darnell	17	21	38	18	0	13	26	0.5	17	21	38	18	0	13	26	0.5
HELLUMS, Knox	4	21	25	18	1	14	5	2.8	9	50	59	60	1	23	29	0.8
SMITH, Jade'	12	34	46	29	0	24	16	1.5	12	34	46	29	0	24	16	1.5
YEE-STEPHENS, Kaijia	1	4	5	5	0	4	1	4.0	2	4	6	10	0	4	1	4.0
MEADS, Harrison	15	25	40	30	0	1	8	0.1	15	25	40	30	0	1	8	0.1
UDENYI, Amadi	0	23	23	10	0	43	22	2.0	25	156	181	157	2	374	158	2.4
LEE, Elijah	0	6	6	3	0	4	7	0.6	9	61	70	52	0	90	70	1.3
HEMPY, Kevin	0	2	2	6	0	1	1	1.0	11	23	34	21	0	9	2	4.5
MARTIN, Caleb	0	0	0	0	0	0	1	0.0	0	2	2	0	0	0	1	0.0



**2017-18 Pepperdine Men's Basketball**  
 Pepperdine Team Game-by-Game Comparison (as of Jan 11, 2018)  
**All games**



Opponent	1st	2nd	Score	Mar	Total FG	FG Pct	3-Pointers	3FG Pct	Free Throws	FT Pct	Rebounds	Assist	T/Over	Block	Steal	Fouls
Oklahoma State	21/34	26/44	47-78	(31)	13-46/28-59	.283/.475	3-16/10-29	.188/.345	18-29/12-15	.621/.800	34/40 (6)	6/18	17/10	1/3	6/6	16/22
CAL LUTHERAN	59/42	48/40	107-82	+25	40-71/31-61	.563/.508	8-21/11-28	.381/.393	19-28/9-14	.679/.643	46/24 +22	18/21	14/17	1/1	8/6	18/27
NORTHERN COLORADO	35/35	47/49	82-84	(2)	30-71/25-56	.423/.446	3-12/9-27	.250/.333	19-22/25-37	.864/.676	44/38 +6	16/14	7/10	0/6	1/3	23/24
UC SANTA BARBARA	33/42	51/50	84-92	(8)	30-56/33-63	.536/.524	5-12/10-21	.417/.476	19-27/16-22	.704/.727	39/22 +17	15/19	20/6	2/2	2/10	18/19
ORAL ROBERTS	33/40	47/36	80-76	+4	27-51/28-56	.529/.500	7-17/8-20	.412/.400	19-26/12-17	.731/.706	32/27 +5	14/22	13/14	2/4	5/3	19/23
Texas A&M	28/41	37/40	65-81	(16)	24-62/29-62	.387/.468	4-19/9-26	.211/.346	13-24/14-22	.542/.636	39/44 (5)	17/25	12/12	1/11	6/6	15/21
SOUTHERN UTAH	29/35	53/53	82-88	(6)	31-60/27-59	.517/.458	7-14/15-30	.500/.500	13-26/19-27	.500/.704	42/29 +13	16/19	16/7	4/2	3/8	23/24
Cal Poly	34/37	47/54	81-91	(10)	29-55/30-57	.527/.526	2-11/11-27	.182/.407	21-27/20-23	.778/.870	28/31 (3)	14/19	9/8	1/4	3/5	14/21
UC RIVERSIDE	39/24	31/35	70-59	+11	21-56/23-57	.375/.404	7-20/5-19	.350/.263	21-25/8-12	.840/.667	36/35 +1	18/14	5/11	2/5	5/4	15/20
LONG BEACH STATE	35/35	36/43	71-78	(7)	29-64/29-60	.453/.483	6-23/8-22	.261/.364	7-12/12-17	.583/.706	39/33 +6	18/21	16/12	2/6	4/10	19/16
Belmont	26/37	36/42	62-79	(17)	24-45/30-56	.533/.536	2-15/16-35	.133/.457	12-14/3-4	.857/.750	19/26 (7)	8/18	14/14	1/4	5/9	10/16
Weber State	27/43	40/29	67-72	(5)	27-62/27-52	.435/.519	5-21/8-20	.238/.400	8-12/10-13	.667/.769	37/26 +11	13/11	10/8	1/4	5/4	19/15
Santa Clara	27/29	38/43	65-72	(7)	25-48/23-58	.521/.397	4-12/11-28	.333/.393	11-19/15-17	.579/.882	35/25 +10	13/15	16/8	7/3	5/11	16/14
San Diego	30/38	36/36	66-74	(8)	23-66/23-53	.348/.434	7-16/11-28	.438/.393	13-17/17-21	.765/.810	41/37 +4	11/17	11/12	2/10	4/5	22/21
GONZAGA	23/41	36/48	59-89	(30)	26-58/35-65	.448/.538	6-18/9-26	.333/.346	1-4/10-16	.250/.625	29/39 (10)	14/21	17/12	3/5	5/9	20/15
SAN FRANCISCO	32/36	35/44	67-80	(13)	21-47/30-60	.447/.500	6-14/6-23	.429/.261	19-27/14-17	.704/.824	33/29 +4	14/17	14/7	3/4	3/6	17/23
Brigham Young	34/40	29/43	63-83	(20)	24-50/28-48	.480/.583	7-19/9-18	.368/.500	8-13/18-27	.615/.667	27/29 (2)	15/19	16/10	0/3	7/7	20/18

Note: Game totals are displayed in the format TEAM/OPPONENT for each category

# LAST FOUR GAMES



Official Basketball Box Score -- Game Totals -- Final Statistics  
**Pepperdine vs BYU**  
 01/11/18 7:05 p.m. MT at Provo, Utah (Marriott Center)



## Pepperdine 63 • 3-14, 0-5

#	Player	Total		3-Ptr		Rebounds			PF	TP	A	TO	Blk	Stl	Min
		FG-FGA	FG-FGA	FT-FTA	Off	Def	Tot								
02	COOPER JR., Eric	3-10	2-7	4-4	0	0	3	12	0	2	0	1	0	24	
04	ROSS, Colbey	6-12	3-5	1-2	1	1	2	3	16	5	4	0	1	31	
11	BERHOW, Trae	3-5	2-3	0-0	0	5	5	1	8	0	1	0	1	35	
12	DUNN, Darnell	2-6	0-0	0-1	2	1	3	3	4	5	4	0	1	23	
41	ATEWE, Matthew	7-9	0-0	1-2	2	6	8	3	15	0	2	0	1	27	
00	UDENYI, Amadi	1-4	0-2	0-0	0	2	2	1	2	3	1	0	0	23	
01	LEE, Elijah	0-0	0-0	0-1	0	1	1	0	0	0	1	0	0	5	
15	MARTIN, Caleb	0-0	0-0	0-0	0	0	0	0	0	0	1	0	0	1	
21	HELLUMS, Knox	2-2	0-0	2-3	0	1	1	2	6	1	0	0	1	11	
22	MEADS, Harrison	0-0	0-0	0-0	0	1	1	3	0	0	0	0	1	12	
32	YEE-STEPHENS, Kaijia	0-2	0-2	0-0	0	0	0	1	0	1	0	0	0	7	
34	HEMPY, Kevin	0-0	0-0	0-0	0	0	0	0	0	0	0	0	0	1	
Team					1	3	4								
Totals		24-50	7-19	8-13	6	21	27	20	63	15	16	0	7	200	

FG % 1st Half: 14-25 56.0% 2nd half: 10-25 40.0% Game: 24-50 48.0% Deadball Rebounds 0,1  
 3FG % 1st Half: 5-12 41.7% 2nd half: 2-7 28.6% Game: 7-19 36.8%  
 FT % 1st Half: 1-4 25.0% 2nd half: 7-9 77.8% Game: 8-13 61.5%

## BYU 83 • 14-4, 3-2

#	Player	Total		3-Ptr		Rebounds			PF	TP	A	TO	Blk	Stl	Min
		FG-FGA	FG-FGA	FT-FTA	Off	Def	Tot								
00	HARDNETT, Jahshire	1-2	1-2	0-0	0	1	1	4	3	2	1	0	0	18	
02	SELJAAS, Zac	3-3	1-1	1-1	0	3	3	2	8	4	0	1	1	28	
03	BRYANT, Elijah	8-12	5-8	4-4	0	2	2	1	25	3	1	1	1	30	
23	CHILDS, Yoeli	8-11	0-1	5-11	3	9	12	3	21	6	3	1	3	31	
30	HAWS, TJ	3-8	0-2	4-5	0	0	0	3	10	3	2	0	1	30	
01	BERGERSEN, Rylan	0-0	0-0	0-0	0	4	4	1	0	0	0	0	0	12	
15	DASTRUP, Payton	1-2	0-0	0-0	0	0	0	2	2	0	1	0	0	6	
21	TROY, Evan	0-1	0-1	2-2	0	1	1	0	2	0	0	0	0	2	
24	CANNON, McKay	3-5	2-3	0-0	0	1	1	1	8	1	1	0	1	29	
41	WORTHINGTON, Luke	1-4	0-0	2-4	1	2	3	1	4	0	1	0	0	14	
Team					0	2	2								
Totals		28-48	9-18	28-27	4	25	29	18	83	19	10	3	7	200	

FG % 1st Half: 14-23 60.9% 2nd half: 14-25 56.0% Game: 28-48 58.3% Deadball Rebounds 3  
 3FG % 1st Half: 3-9 33.3% 2nd half: 6-9 66.7% Game: 9-18 50.0%  
 FT % 1st Half: 9-14 64.3% 2nd half: 9-13 69.2% Game: 18-27 66.7%

Officials: Rick Batsell, Winston Smith, Klaus Endrissat  
 Technical fouls: Pepperdine-None. BYU-None.  
 Attendance: 13223

Score by periods	1st	2nd	Total
Pepperdine	34	29	63
BYU	40	43	83

	In	Off	2nd	Fast	Bench
Points	Paint	T/O	Chance	Break	
Pepperdine	28	8	5	11	8
BYU	32	22	7	4	16

Last FG - PEP 2nd-02:05, BYU 2nd-03:45.  
 Largest lead - PEP by 1 1st-19:17, BYU by 25 2nd-08:00.  
 PEP led for 00:31, BYU led for 38:17, Game - was tied for 01:08.

Score tied - 1 time.  
 Lead changed - 4 times.



Official Basketball Box Score -- Game Totals -- Final Statistics  
**Gonzaga vs Pepperdine**  
 01/04/18 8:05 p.m. at Malibu, Calif. (Firestone Fieldhouse)



## Gonzaga 89 • 13-3, 3-0 WCC

#	Player	Total		3-Ptr		Rebounds			PF	TP	A	TO	Blk	Stl	Min
		FG-FGA	FG-FGA	FT-FTA	Off	Def	Tot								
03	WILLIAMS, Johnathan	5-8	0-0	3-5	0	2	2	2	13	0	0	1	1	21	
33	TILLIE, Killian	9-10	3-3	1-2	0	8	8	2	22	2	2	2	1	25	
00	MELSON, Silas	0-4	0-2	0-0	1	1	2	3	0	5	2	0	1	24	
13	PERKINS, Josh	3-10	2-7	0-0	0	0	0	3	8	5	4	0	0	27	
23	NORVELL JR., Zach	4-9	2-6	0-0	0	2	2	0	10	5	0	0	2	27	
02	BEACH, Jack	0-1	0-0	0-0	0	0	0	0	0	0	0	0	0	1	
10	WADE, Jesse	1-3	1-3	1-2	0	0	0	0	4	0	0	0	2	5	
14	LARSEN, Jacob	4-5	0-0	1-2	2	3	5	3	9	1	1	1	1	19	
21	HACHIMURA, Rui	5-8	0-1	2-2	4	2	6	2	12	1	2	1	1	15	
22	JONES, Jeremy	1-1	0-0	0-0	0	1	1	0	2	0	1	0	0	11	
24	KISPERT, Corey	3-6	1-4	2-3	3	5	8	0	9	2	0	0	0	25	
Team					1	4	5								
Totals		35-65	9-26	10-16	11	28	39	15	89	21	12	5	9	200	

FG % 1st Half: 16-33 48.5% 2nd half: 19-32 59.4% Game: 35-65 53.8% Deadball Rebounds 1  
 3FG % 1st Half: 4-12 33.3% 2nd half: 5-14 35.7% Game: 9-26 34.6%  
 FT % 1st Half: 5-7 71.4% 2nd half: 5-9 55.6% Game: 10-16 62.5%

## Pepperdine 59 • 3-12, 0-3 WCC

#	Player	Total		3-Ptr		Rebounds			PF	TP	A	TO	Blk	Stl	Min
		FG-FGA	FG-FGA	FT-FTA	Off	Def	Tot								
12	DUNN, Darnell	3-6	0-2	0-0	1	4	5	1	6	0	1	0	1	23	
41	ATEWE, Matthew	1-3	0-0	0-0	2	3	5	3	2	0	0	2	1	15	
02	COOPER JR., Eric	8-15	3-8	0-0	0	1	1	0	19	4	2	0	1	31	
04	ROSS, Colbey	6-9	0-0	0-0	0	4	4	4	12	4	6	0	0	28	
11	BERHOW, Trae	3-10	1-4	0-0	0	4	3	7	1	2	0	1	1	27	
00	UDENYI, Amadi	0-1	0-1	0-0	0	0	0	2	0	3	0	0	0	12	
01	LEE, Elijah	0-0	0-0	0-0	0	0	0	0	0	0	1	0	0	2	
05	SMITH, Jade'	0-2	0-0	1-2	0	0	0	1	1	1	0	0	1	8	
21	HELLUMS, Knox	2-4	2-3	0-0	0	2	2	0	6	0	0	1	0	12	
22	MEADS, Harrison	0-3	0-0	0-0	0	1	1	2	0	0	2	0	0	17	
31	TAYLOR, Nolan	0-0	0-0	0-2	1	0	1	3	0	1	0	0	0	13	
32	YEE-STEPHENS, Kaijia	3-5	0-0	0-0	0	0	0	0	6	1	1	0	0	9	
34	HEMPY, Kevin	0-0	0-0	0-0	0	1	1	1	0	0	1	0	0	3	
Team					1	4	5								
Totals		26-58	6-18	1-4	5	24	29	20	59	14	17	3	5	200	

FG % 1st Half: 11-30 36.7% 2nd half: 15-28 53.6% Game: 26-58 44.8% Deadball Rebounds 2  
 3FG % 1st Half: 1-9 11.1% 2nd half: 5-9 55.6% Game: 6-18 33.3%  
 FT % 1st Half: 0-0 0.0% 2nd half: 1-4 25.0% Game: 1-4 25.0%

Officials: Mike Reed, Tom Nally, D.G. Nelson  
 Technical fouls: Gonzaga-None. Pepperdine-None.  
 Attendance: 2930

Score by periods	1st	2nd	Total
Gonzaga	41	48	89
Pepperdine	23	36	59

	In	Off	2nd	Fast	Bench
Points	Paint	T/O	Chance	Break	
Gonzaga	48	23	15	10	36
Pepperdine	14	6	2	2	13

Last FG - GON 2nd-00:56, PEP 2nd-00:27.  
 Largest lead - GON by 32 2nd-00:56, PEP by 4 1st-15:39.  
 GON led for 34:09, PEP led for 04:31, Game - was tied for 01:20.

Score tied - 2 times.  
 Lead changed - 3 times.



Official Basketball Box Score -- Game Totals -- Final Statistics  
**San Francisco vs Pepperdine**  
 01/06/18 1:03 p.m. at Malibu, Calif. (Firestone Fieldhouse)



## San Francisco 80 • 10-7, 2-2 WCC

#	Player	Total		3-Ptr		Rebounds			PF	TP	A	TO	Blk	Stl	Min
		FG-FGA	FG-FGA	FT-FTA	Off	Def	Tot								
10	McCARTHY, Matt	7-9	0-0	2-2	0	5	5	4	16	5	1	1	0	29	
22	FOSTER, Chase	2-8	0-5	3-3	0	5	5	2	7	1	2	2	1	36	
34	JURKATAMM, Taavi	1-1	0-0	0-0	1	0	1	3	2	0	0	0	0	11	
00	BOUM, Souley	1-7	0-2	3-4	3	0	3	1	5	0	1	0	0	13	
02	FERRARI, Frankie	4-6	0-0	0-0	0	0	0	4	8	5	1	0	1	17	
01	BOUYEA, Jamaree	2-4	0-1	2-2	0	1	1	3	6	1	1	0	0	18	
05	LULL, Jimbo	0-0	0-0	0-0	0	0	0	1	0	1	0	0	0	1	
11	RAITANEN, Remu	0-0	0-0	0-0	0	0	0	0	0	0	0	0	0	1	
15	RENFRO, Nate	6-9	3-5	1-2	1	4	5	2	16	3	0	1	0	32	
25	RATINHO, Jordan	7-12	3-7	3-4	1	6	7	2	20	1	1	0	4	35	
31	POULSEN, Erik	0-4	0-3	0-0	0	1	1	0	0	1	1	0	0	7	
Team					1	0	1								
Totals		30-60	6-23	14-17	7	22	29	23	80	17	7	4	6	200	