



# 2017-18 MEN'S BASKETBALL GAME NOTES

# PEPPERDINE

## WAVES' HOME OPENER IS TUESDAY VS. KINGSMEN

### 2017-18 SCHEDULE/RESULTS

Date	Opponent (TV/Video)	Time/Score
11/10	# at Oklahoma State (FCS)	L 47-78
11/14	Cal Lutheran (TheW.tv)	7 p.m.
11/17	Northern Colorado (TheW.tv)	7 p.m.
11/20	# UC Santa Barbara (TheW.tv)	7:30 p.m.
11/21	# Montana or Oral Roberts	7:30 p.m.
11/24	# at Texas A&M (SEC)	8 p.m. CT
11/29	Southern Utah (TheW.tv)	7 p.m.
12/2	at Cal Poly	7 p.m.
12/5	UC Riverside (TheW.tv)	7 p.m.
12/9	Long Beach State (TheW.tv)	7 p.m.
12/16	at Belmont	2 p.m. CT
12/19	at Weber State	7 p.m. MT
12/28	* at Santa Clara (TheW.tv)	7 p.m.
12/30	* at San Diego (SSN)	1 p.m.
1/4	* Gonzaga (ESPNU)	8 p.m.
1/6	* San Francisco (SSN)	1 p.m.
1/11	* at BYU (BYUtv)	7 p.m. MT
1/13	* Saint Mary's (SSN)	5 p.m.
1/18	* at Pacific (TheW.tv)	7 p.m.
1/20	* at San Francisco (TheW.tv)	7 p.m.
1/25	* Loyola Marymount (SSN)	7 p.m.
1/27	* Santa Clara (SSN)	3 p.m.
2/1	* at Portland (TheW.tv)	7 p.m.
2/3	* Pacific (TheW.tv)	7 p.m.
2/8	* San Diego (SSN)	7:30 p.m.
2/10	* at Loyola Marymount (TheW.tv)	3 p.m.
2/15	* BYU (BYUtv)	7 p.m.
2/17	* at Gonzaga (SSN)	5 p.m.
2/22	* at Saint Mary's (TheW.tv)	7 p.m.
2/24	* Portland (TheW.tv)	5 p.m.
3/2-6	% at WCC Championships	

\* West Coast Conference game  
 # Progressive Legends Classic  
 % WCC Championships (Las Vegas, Nev.)  
 Home games in **bold**.



### PEPPERDINE VS. CAL LUTHERAN

Date ..... Tuesday, November 14, 2017  
 Site ..... Firestone Fieldhouse  
 ..... Malibu, California  
 Time ..... 7 p.m.  
 TV ..... none  
 Video ..... TheW.tv  
 Series ..... Pepperdine leads 2-0  
 Last Meeting ..... Waves 76, Kingsmen 61  
 ..... 11/17/2014 in Malibu



### PEPPERDINE WAVES

2017-18 Record ..... 0-1  
 WCC Record ..... 0-0  
 Head Coach ..... Marty Wilson  
 Website ..... www.PepperdineWaves.com  
 Twitter ..... @PeppBasketball

### CAL LUTHERAN KINGSMEN

2017-18 Record ..... 0-0  
 Conference Record ..... 0-0  
 Head Coach ..... Tim Fusina  
 Website ..... www.CLUsports.com  
 Twitter ..... @CLUMBasketball

### WAVEPOINTS

- The Waves will look to bounce back in their home opener against NCAA Division III program Cal Lutheran on Tuesday.
- This is the first of four consecutive home games for the Waves, the last two of which are part of the Progressive Legends Classic.
- Due to differences between the two divisions, this is a real game for Pepperdine while CLU will consider it an exhibition.
- Cal Lutheran went 20-7 last year and was picked to finish fourth in the SCIAC this season.
- The Waves have won six consecutive home openers and are 35-9 in home openers in Firestone Fieldhouse.
- The game will be shown on TheW.tv with Al Epstein on the call.
- Six of the 12 players who saw action at Oklahoma State were newcomers, including three starters. The Waves' three true freshman all made an impact, as **Trae Berhow** had team highs of 13 points and eight rebounds, **Colbey Ross** had nine points, five rebounds and a team-high three assists and **Jadé Smith** had three steals and three rebounds.
- After two years of major injury issues, things aren't off to a great start in 2017-18 as expected starter **Eric Cooper Jr.** (shoulder) sat out the opener.
- **Amadi Udenyi** needs nine assists to move into Pepperdine's all-time top 10 (and 10 to knock head coach **Marty Wilson** out of the top 10).
- The Waves were picked seventh in the WCC preseason coaches poll.
- Pepperdine's second of four straight home games is Friday night against Northern Colorado.

### LAST GAME'S STARTING LINEUP

#	Name	Pos.	Ht.	Wt.	Cl.	Hometown	PPG	RPG	APG
0	Amadi Udenyi	G	6-1	195	Sr.*	Oakland, Calif.	2.0	1.0	2.0
4	Colbey Ross	G	6-1	180	Fr.	Aurora, Colo.	9.0	5.0	3.0
11	Trae Berhow	G	6-5	195	Fr.	Watertown, Minn.	13.0	8.0	0.0
20	Kameron Edwards	F	6-6	230	So.*	Rancho Cucamonga, Calif.	7.0	4.0	0.0
41	Matthew Atewe	F/C	6-9	250	Sr.*	Toronto, Ontario, Canada	4.0	4.0	0.0



PEPPERDINE ATHLETIC COMMUNICATIONS  
 Assistant A.D. .... Roger Horne  
 E-Mail ..... roger.horne@pepperdine.edu  
 Office ..... 310-506-4455  
 Cell ..... 805-279-4551

### ALL-TIME SERIES

#### CAL LUTHERAN

(2-0)

1967-68	H	W	96-82
2014-15	H	W	76-61

### UPCOMING OPPONENTS

#### NORTHERN COLORADO

(1-0)

1964-65	H	W	85-80
---------	---	---	-------

#### UC SANTA BARBARA

(38-34)

Last 10:

1998-99	H	W	71-51
1999-00	A	W	68-64
2000-01	H	W	64-53
2001-02	A	L	51-68
2002-03	H	W	72-68
2003-04	A	L	62-65
2004-05	H	W	62-56
2005-06	A	L	56-65
2006-07	H	L-OT	80-89
2007-08	A	L	57-68

#### MONTANA

(4-2)

1948-49	N	W	59-42
1991-92	H	L-OT3	88-89
1992-93	A	W	68-58
2002-03	N	W	86-69
2015-16	H	W	69-63
2016-17	A	L	70-71

#### ORAL ROBERTS

(2-2)

1973-74	H	L	74-87
	A	L	71-98
1992-93	H	W	116-76
1993-94	A	W	76-73

#### TEXAS A&M

(1-1)

1946-47	N	W	53-36
1954-55	N	L	84-86

#### SOUTHERN UTAH

(1-1)

1994-95	H	W	84-69
1995-96	A	L	80-97

# VS. CAL LUTHERAN

### SERIES

The Waves and Kingsmen have played two official games, both Pepperdine home victories. One came in January 1968 and the other was in November 2014.

### CONNECTIONS

Pepperdine assistant coach **John Impelman** played at Occidental, which competes in the Southern California Intercollegiate Athletic Conference, the same conference as Cal Lutheran ... **Amadi Udenyi** is the only Wave on the roster who played in the 2014 game. He started and had five points and eight assists.

### KINGSMEN

Due to rules differences between Division I and Division III, the Waves are counting this as a real game and CLU will consider it an exhibition. Cal Lutheran went 20-7 last year and finished second in the SCIAC at 12-4. The Kingsmen averaged 82.9 points a game but their top two scorers are no longer with the team. Austin Cole (13.6) and Caleb Richey (12.2) are the top returners. The Kingsmen were picked fourth in the SCIAC preseason coaches poll.

### MATCHUP

Pepperdine		Cal Lutheran
69.0	Points/Game	82.9
80.3	Opp. Points/Game	74.2
-11.3	Scoring Margin	+8.7
.446	FG%	.491
.485	Opp. FG%	.478
.369	3FG%	.399
.418	Opp. 3FG%	.355
.641	FT%	.685
33.3	Rebounds/Game	33.3
-3.2	Rebounding Margin	-2.3
13.5	Assists/Game	16.6
12.5	Turnovers/Game	10.0
-1.7	Turnover Margin	+5.1
(2016-17 stats shown)		



Official Basketball Box Score -- Game Totals -- Final Statistics

Cal Lutheran vs Pepperdine

11/17/14 7:05 p.m. at Malibu, Calif. (Firestone Fieldhouse)



#### Cal Lutheran 61

##	Player	Total			3-Ptr			Rebounds			PF	TP	A	TO	Blk	Stl	Min
		FG-FGA	FG-FGA	FT-FTA	FG-FGA	FG-FGA	FT-FTA	Off	Def	Tot							
12	Connor McGuire	f	1-6	0-4	0-2	2	2	4	0	2	3	2	0	3	23		
13	Coltrane Powdrill	f	7-17	0-1	8-9	0	5	5	3	22	3	3	1	0	36		
22	John Green	c	0-0	0-0	0-0	0	0	0	0	0	1	0	0	0	4		
00	Arik Smith	g	4-14	1-4	1-4	2	3	5	4	10	2	1	0	1	30		
03	Dan Wade	g	3-7	0-3	0-0	0	3	3	3	6	0	1	0	0	33		
02	Samuel Cirillo		2-4	0-2	0-0	0	2	2	3	4	3	1	0	0	10		
04	Guy Lynott		0-1	0-0	2-2	0	2	2	4	2	2	2	0	0	17		
05	Jonathan Mills		1-4	0-0	3-4	1	2	3	4	5	1	1	0	2	16		
11	Lanaki Apele		0-1	0-1	0-0	0	0	0	3	0	0	1	0	0	7		
14	Henry Leff		2-4	1-1	0-0	0	1	1	3	5	0	0	1	0	12		
23	Martin Flowers		2-4	1-1	0-0	0	0	0	1	5	1	2	0	1	8		
24	Sawyer Weddle		0-0	0-0	0-0	0	0	0	0	0	0	0	0	0	0+		
30	Kellen Birdsall		0-0	0-0	0-0	0	0	0	0	0	0	0	0	0	0+		
33	Reagan Chapman		0-0	0-0	0-0	0	1	1	0	0	0	1	0	0	4		
Team						2	8	10									
Totals			22-62	3-17	14-21	7	29	36	28	61	16	15	2	7	200		

FG % 1st Half: 9-27 33.3% 2nd half: 13-35 37.1% Game: 22-62 35.5%  
 3FG % 1st Half: 2-10 20.0% 2nd half: 1-7 14.3% Game: 3-17 17.6%  
 FT % 1st Half: 6-8 75.0% 2nd half: 8-13 61.5% Game: 14-21 66.7%

Deadball  
Rebounds  
4

#### Pepperdine 76 • 2-0

##	Player	Total			3-Ptr			Rebounds			PF	TP	A	TO	Blk	Stl	Min
		FG-FGA	FG-FGA	FT-FTA	FG-FGA	FG-FGA	FT-FTA	Off	Def	Tot							
05	DAVIS, Stacy	f	7-14	1-2	3-4	4	4	8	3	18	0	2	0	1	27		
45	RAINES, Jett	f	5-10	0-1	4-4	2	8	10	0	14	0	0	1	3	27		
00	UDENYI, Amadi	g	0-8	0-4	5-8	0	3	3	4	5	8	3	0	1	29		
03	MAJOR, Jeremy	g	2-7	1-3	2-3	1	4	5	3	7	6	1	0	2	27		
21	OLDEN, Shawn	g	2-7	1-6	4-6	2	1	3	4	9	2	3	2	1	32		
01	BIYENDOLO, Marley		0-0	0-0	1-2	0	0	0	0	1	1	0	0	0	6		
02	YI, John		0-0	0-0	0-0	0	0	0	0	0	0	1	0	0	1		
11	RUSSELL, Atif		0-2	0-0	3-4	2	2	4	2	3	0	2	0	1	9		
22	GEHRING, Nate		0-0	0-0	0-0	0	2	2	1	0	0	0	0	1	6		
25	JOHN, A.J.		0-0	0-0	3-4	0	2	2	1	3	0	1	2	0	14		
30	MURRAY JR., Lamond		7-14	0-0	2-2	2	4	6	2	16	1	1	0	1	21		
34	JOHNSON, Jake		0-0	0-0	0-0	0	1	1	0	0	0	0	0	0	1		
Team						1	5	6									
Totals			23-62	3-16	27-37	14	36	50	20	76	18	14	5	11	200		

FG % 1st Half: 13-35 37.1% 2nd half: 10-27 37.0% Game: 23-62 37.1%  
 3FG % 1st Half: 1-8 12.5% 2nd half: 2-8 25.0% Game: 3-16 18.8%  
 FT % 1st Half: 9-11 81.8% 2nd half: 18-26 69.2% Game: 27-37 73.0%

Deadball  
Rebounds  
6

Officials: Klaus Endrissat, Tom Nally, Travis Schatzman  
 Technical fouls: Cal Lutheran-Coltrane Powdrill. Pepperdine-MAJOR, Jeremy;  
 DAVIS, Stacy.  
 Attendance: 1412

Score by periods	1st	2nd	Total
Cal Lutheran	26	35	61
Pepperdine	36	40	76

Points	In Paint	Off T/O	2nd Chance	Fast Break	Bench
CLU	18	13	4	4	21
PEP	26	7	14	8	23



**QUICK FACTS**

Location..... Malibu, Calif. 90263  
 Founded ..... 1937 (Malibu Campus 1972)  
 Enrollment ..... 8,000 (3,000 undergraduate)  
 Nickname..... Waves  
 Colors ..... Blue and Orange  
 Conference..... West Coast  
 Home Court..... Firestone Fieldhouse  
 capacity..... 3,104  
 opened..... 1973  
 President..... Andrew K. Benton  
 Athletic Director..... Dr. Steve Potts  
 Athletic Department phone..... (310) 506-4150  
 Ticket Office phone..... (866) WAVE-TIX

**MEN'S BASKETBALL STAFF**

Head Coach..... Marty Wilson (7th season)  
 alma mater..... Pepperdine '89  
 Assoc. Head Coach..... Mark Amaral (7th season)  
 alma mater..... College of Idaho '90  
 Assoc. Head Coach..... Bryant Moore (7th season)  
 alma mater..... Texas Tech '93  
 Assistant Coach..... John Impelman (5th season)  
 alma mater..... Occidental '08  
 Director of Basketball Operations..... Brandon Veltri  
 Graduate Manager..... Tochi Oti  
 Office Phone..... (310) 506-4161

**MEN'S BASKETBALL HISTORY**

2016-17 Overall Record .....9-22  
 2016-17 Conference Record ..... 5-13 (8th)  
 2016-17 Postseason..... WCC first round  
 Starters Returning/Lost..... 1/4  
 Letterwinners Returning/Lost..... 5/7  
 Redshirts/Others Returning..... 4  
 Newcomers..... 8 (5 freshmen/3 transfers)

All-Time Record (entering 2017-18)..... 1,212-1,058  
 seasons..... 79  
 first season..... 1938-39  
 All-Time WCC Record (entering 2017-18)..... 430-438  
 seasons..... 62  
 first season..... 1955-56  
 NCAA Championships Appearances..... 13  
 last ..... 2002  
 WCC Regular-Season Championships ..... 12  
 last ..... 2002  
 WCC Tournament Championships ..... 3  
 last ..... 1994

**ATHLETIC COMMUNICATIONS**

Director/MBKB Contact ..... Roger Horne  
 office phone ..... (310) 506-4455  
 cell phone..... (805) 279-4551  
 e-mail..... roger.horne@pepperdine.edu  
 Assistant Dir. .... Jacob Breems  
 office phone ..... (310) 506-4333  
 e-mail..... jacob.breems@pepperdine.edu  
 Assistant Dir. .... Sarah Otteman  
 office phone ..... (310) 506-4160  
 e-mail..... sarah.otteman@pepperdine.edu  
 Assistant Dir./Video ..... Olivia Arns  
 office phone ..... (310) 506-4703  
 e-mail..... olivia.arns@pepperdine.edu  
 Address ..... 24255 Pacific Coast Highway  
 ..... Malibu, Calif. 90263  
 Press Row phone ..... (310) 456-5050

Website..... www.PepperdineWaves.com  
 Twitter..... @PeppBasketball  
 ..... @PepperdineWaves  
 Facebook..... /PeppBasketball  
 ..... /PepperdineWaves

**GAME #2 — Tuesday (November 14) at Firestone Fieldhouse in Malibu, California: Pepperdine (0-1) vs. Cal Lutheran (0-0) at 7 p.m.**

**WAVECASTS** — Fans can watch the Cal Lutheran game online via WaveCasts on TheW.tv. Veteran play-by-play man Al Epstein, a 2015 Pepperdine Athletics Hall of Fame inductee, will be behind the microphone (now in his 33rd season, this will be his 973rd consecutive broadcast for the Waves).

**TICKETS** — Single-game tickets for most games are \$25 for reserved seating and \$15 for general admission. Select premium games are \$30 and \$20, respectively. Tickets are available via PepperdineWaves.com or by calling (310) 506-4935.

**SOCIAL MEDIA** — On Twitter, get the latest news at @PeppBasketball and follow our coaches at @MartyWilson4, @CoachMarkAmaral, @Coach\_BMoore and @jimpelman. You can also like Pepperdine Men's Basketball (/PeppBasketball) on Facebook, and both PepperdineHoops and PepperdineWaves on Instagram.

**COMPETING WITH PURPOSE** — The Pepperdine University Department of Athletics is committed to Christian values, to the academic well-being of all our student-athletes and to competing for championships. The Competing With Purpose campaign highlights the commitment to our core values that we dedicate ourselves to daily. Learn more about our exceptional student-athletes on the Competing With Purpose blog at www.PepperdineWaves.com/purpose.

**LAST GAME** — The Waves' season got off to a rough start with a 78-47 loss at Oklahoma State on Friday. Six players made their debuts. The Waves started three newcomers (two freshmen) and the other two starters missed all or most of last season with injuries. **Trae Berhow** led the Waves with 13 points and eight rebounds in his first college game. Pepperdine shot just 28.3% from the field.

**LEGENDS CLASSIC** — The Waves are playing in four games as part of the 2017 Progressive Legends Classic. The opener at Oklahoma State was one of them. On November 20 and 21, the Waves will host a four-team subregional. Pepperdine will play UC Santa Barbara and Montana will take on Oral Roberts on the first night. Finally, the Waves will visit Texas A&M on November 24 for the last contest.

**HOME OPENERS** — Since 1944-45, the Waves have a record of 55-18 in home openers (and 35-9 in Firestone Fieldhouse), with six consecutive wins.

**2017-18 PEPPERDINE MEN'S BASKETBALL ROSTER**

No.	Name	Pos.	Ht.	Wt.	Yr.	Exp.	Hometown (High School/Last School)
0	Amadi Udenyi	G	6-1	195	Sr.*	3V	Oakland, Calif. (De La Salle HS/St. Thomas More)
1	Elijah Lee	G	5-10	160	So.	1V	Houston, Texas (HCYA Warriors)
2	Eric Cooper Jr.	G	6-3	190	Jr.*	RS	Ontario, Calif. (St. Anthony HS/Nevada)
3	Michael Wexler #	G	5-11	175	Fr.	HS	Plymouth, Minn. (Benilde-St. Margaret's School)
4	Colbey Ross	G	6-1	180	Fr.	HS	Aurora, Colo. (Eaglecrest HS)
5	Jadé Smith	G	6-4	175	Fr.	HS	Oakland, Calif. (St. Joseph Notre Dame HS)
11	Trae Berhow	G	6-5	195	Fr.	HS	Watertown, Minn. (Watertown-Mayer HS)
12	Darnell Dunn	G	6-6	205	Jr.	TR	Kinston, N.C. (Kinston HS/Miami Dade JC)
15	Caleb Martin #	G	6-2	190	So.	1V	Los Angeles, Calif. (Buckley School)
20	Kameron Edwards	F	6-6	230	So.*	1V	Rancho Cucamonga, Calif. (Etiwanda HS)
21	Knox Hellums	G	6-5	195	So.	1V	Tomball, Texas (Concordia Lutheran HS)
22	Harrison Meads	F	6-7	215	Jr.	TR	New Plymouth, New Zealand (Laramie County CC)
31	Nolan Taylor	F	6-7	260	So.	1V	Keller, Texas (Keller HS)
32	Kaijiae Yee-Stephens	G	6-1	190	Fr.*	RS	Santa Cruz, Calif. (Santa Cruz HS)
33	Erik Mailliard #	C	6-10	210	Fr.	HS	Dallas, Texas (Parish Episcopal School)
34	Kevin Hempy #	F	6-6	200	Sr.*	1V	Santa Barbara, Calif. (San Marcos HS/Westmont)
41	Matthew Atewe	F/C	6-9	250	Sr.*	TR	Toronto, Ontario, Canada (Notre Dame Prep/Washington)

# walk-on \* utilized redshirt season

**Coaching Staff**

**Head Coach:** Marty Wilson, seventh season (Pepperdine '89)  
**Associate Head Coach:** Mark Amaral, seventh season (College of Idaho '90)  
**Associate Head Coach:** Bryant Moore, seventh season (Texas Tech '93)  
**Assistant Coach:** John Impelman, fifth season (Occidental '08)  
**Director of Basketball Operations:** Brandon Veltri, first season (Utah '01)  
**Graduate Manager:** Tochi Oti, first season (Whitworth '16)

**Pronunciations**

Matthew Atewe — ATTA-way Erik Mailliard — MAL-yerd Jadé Smith — jah-DEE  
 Amadi Udenyi — uh-MAH-dee you-DEE-knee Kaijiae Yee-Stephens — KAI-zhay

### BY THE NUMBERS

Double-Doubles						
	2017	2016	2015	2014	2013	Career
Nolan Taylor	-18	-17	-16	-15	-14	1
Double-Figure Points						
	2017	2016	2015	2014	2013	Career
Trae Berhow	-18	-17	-16	-15	-14	1
Amadi Udenyi	1	2	4	6	4	16
Kameron Edwards	—	7	—	—	—	7
Nolan Taylor	7	—	—	—	—	7
Knox Hellums	2	—	—	—	—	2
Elijah Lee	2	—	—	—	—	2
20-Plus Points Games						
	2017	2016	2015	2014	2013	Career
Nolan Taylor	-18	-17	-16	-15	-14	1
Led Pepperdine in Points (or tied for lead)						
	2017	2016	2015	2014	2013	Career
Trae Berhow	-18	-17	-16	-15	-14	1
Amadi Udenyi	1	0	0	1	1	2
Nolan Taylor	0	1	—	—	—	1
Double-Figure Rebounds						
	2017	2016	2015	2014	2013	Career
Kameron Edwards	-18	-17	-16	-15	-14	1
Nolan Taylor	1	—	—	—	—	1
Led Pepperdine in Rebounds (or tied for lead)						
	2017	2016	2015	2014	2013	Career
Trae Berhow	-18	-17	-16	15	-14	1
Kameron Edwards	1	—	—	—	—	3
Nolan Taylor	—	3	—	—	—	3
Elijah Lee	—	1	—	—	—	1
Double-Figure Assists						
	2017	2016	2015	2014	2013	Career
Amadi Udenyi	-18	-17	-16	-15	-14	1
	0	1	0	0	0	1
Led Pepperdine in Assists (or tied for lead)						
	2017	2016	2015	2014	2013	Career
Colbey Ross	-18	-17	-16	-15	-14	1
Amadi Udenyi	1	—	—	—	—	46
Elijah Lee	—	4	21	13	8	10
Nolan Taylor	—	10	—	—	—	4

(stats at Pepperdine only)

**INJURIES** — After two consecutive seasons of dire injury woes, the Waves have their fingers crossed for a better 2017-18 season. But, expected starter **Eric Cooper Jr.** (shoulder) missed the first game of the season and is considered day-to-day.

The Waves put together a winning season in 2015-16 despite losing three shooting guards to season-ending injuries. But last season, the Waves were down three starters and four players in all by the end of the year, by far the largest reason for last year's slide. There were a total of 99 player-games lost due to injury or illness (60 by projected starters).

**UDENYI** — Fifth-year senior point guard **Amadi Udenyi** might have given **Jeremy Major** a run at who would become the Waves' all-time leader in assists first. Unfortunately, injuries have robbed Udenyi of parts of three of his first four seasons.

Still, he's currently ranked 11th all-time in assists at Pepperdine with 333. He needs just nine more to break into the top 10 (which would knock head coach **Marty Wilson** off the list). It would take a big year, but it's not inconceivable that Udenyi could pass Major's record of 494. Udenyi is also a tenacious perimeter defender who helped the Waves post some impressive defensive numbers in previous seasons.

Udenyi missed 10 games as a freshman due to a knee injury. He then tore his left Achilles tendon in the 26th game of his sophomore season. He played his entire junior year and averaged 4.9 points and 4.5 assists while ranking second in the WCC and 20th nationally in assist/turnover ratio (3.0).

The Waves started last season 4-1 with a healthy Udenyi, but struggled the rest of the way after he went down with a torn right Achilles tendon in game seven. Rather than call it a career, Udenyi decided to make another comeback, apply for a medical redshirt and use his fifth year of eligibility.

**EDWARDS** — **Kameron Edwards**, who earned WCC All-Freshman honors two seasons ago (7.2 ppg, 4.2 rpg) and might challenge Udenyi as the team's top returning defender, saw no action in 2016-17 after suffering a fractured jaw during a preseason scrimmage. He was expected to be a big contributor last season and now looks to make a leap in his redshirt sophomore year.

**TAYLOR** — The graduation of last year's leading players leaves sophomore forward **Nolan Taylor** as the team's top returner in scoring (7.1) and rebounding (3.7). He's a standout on and off the floor, as he serves as a co-vice president of Pepperdine Athletics' Waves Leadership Council (our version of SAAC).

**ATEWE** — This is the third time in five years that the Waves will feature a graduate transfer from the Pac-12 in the post. The Waves hope that **Matthew Atewe**, a Toronto native who has played at both Auburn and Washington, can make the same kind of leap as the previous two.

Atewe averaged 2.2 points and 2.3 rebounds with the Huskies last season. **Brendan Lane** (2014 WCC Defensive Player of the Year and All-WCC honorable mention) went from 1.6 points and 1.8 rebounds in his last year at UCLA to 13.0 and 7.3 with the Waves. **Chris Reyes** (2017 All-WCC honorable mention) went from 2.6 points and 2.3 rebounds at Utah to 13.4 and 7.9 at Pepperdine.

**HEMPY** — **Kevin Hempy** had a remarkable season last year, going from making the team via a walk-on tryout to starting the final three games of the season. Though he graduated in the spring, he decided to return for his final year of eligibility despite facing the rigors of being a first-year law student at Pepperdine. There are only a couple of other known instances of a Division I men's basketball student-athlete who has attended law school at the same time.

**ROSTER NUMBERS** — The breakdown is two graduate students, one redshirt senior, three juniors, five sophomores, one redshirt freshman and five true freshmen. The scholarship breakdown is one graduate student, one redshirt senior, three juniors, four sophomores, one redshirt freshman and three true freshmen.

Returning players account for 23.3% of last year's points, 25.3% of the rebounds, 36.2% of the assists, 11.9% of the blocks, 40.8% of the steals and 32.6% of the minutes played.

**CAREER RECORDS LISTS**

**ASSISTS**

No.	Name	Assists
1.	Jeremy Major (2014-17)	494
2.	Mark Wilson (1981-84)	450
3.	Jon Korfas (1984-86)	438
4.	Doug Christie (1990-92)	395
5.	Tezale Archie (1996-00)	379
6.	Dane Suttle (1980-83)	372
7.	Ricardo Brown (1979-80)	365
8.	Damin Lopez (1990-94)	363
9.	Bryan Parker (1993-94)	357
10.	Marty Wilson (1985-89)	342
11.	Amadi Udenyi (2014-present)	333

**EXPERIENCE** — Eight returning players have appeared in a game for the Waves, through three of them were injured last season and received redshirts. Three players head into the season having made 20 or more career starts.

**WCC** — The Waves were picked seventh in the annual preseason coaches' poll but they believe they will be better than that. The order went Saint Mary's, Gonzaga, BYU, San Francisco, Santa Clara, San Diego, Pepperdine, Pacific, Portland and Loyola Marymount.

**2016-17 SEASON** — The Waves expected to have another good season (they were picked fourth in the preseason coaches' poll) but one injury after another took its toll and the Waves slid to 9-22 overall and eighth place in the WCC. **Lamond Murray Jr.** led the conference in scoring (21.4), the eighth-highest mark in program history, and made the All-WCC first team. **Jeremy Major** left as the program's all-time leader in assists and games started.

**ACADEMICS** — **Marty Wilson** takes his team's academics very seriously, and the results have been very good. Since Wilson's return to the program in 2008-09, players have earned 12 spots on the NABC Honors Court, 12 WCC All-Academic nods and 32 WCC Commissioner's Honor Roll appearances. **Malte Kramer** was Pepperdine's co-Valedictorian and became the program's first-ever CoSIDA Academic All-American in 2014.

**PEPPERDINE BASKETBALL** — This is the 80th season of Pepperdine men's basketball, and the 45th season that the Waves have called Firestone Fieldhouse home. The Waves began the campaign with an all-time record of 1,212-1,058 (.534). Pepperdine has been to the NCAA Tournament 13 times (last in 2002) and has won 12 West Coast Conference regular-season titles (last in 2002) and three WCC Tournament crowns (last in 1994).

**WAVES IN THE PROS** — Pepperdine once had a streak of 34 consecutive seasons with at least one Pepperdine alum on an NBA roster, which began in 1976-77 after the ABA/NBA merger and ended in 2010-11. Seventeen former Pepperdine players have seen action in the NBA, a list that includes notables such as **Dennis Johnson** (a 2010 Naismith Hall of Fame inductee, the 1979 NBA Finals MVP and a three-time NBA champion) and **Doug Christie** (a 15-year NBA veteran who was a mainstay on the All-Defensive Team). **Mychel Thompson** is the most recent Wave to play in the NBA, appearing in five games for the Cleveland Cavaliers in 2011-12. Two Waves — **Yakhouba Diawara** (2012/France) and **Marcos Leite** (1972, 1980, 1984/Brazil) — have competed at the Olympics.

Several alums are currently playing overseas, including recent graduates **Stacy Davis** (France), **Lamond Murray Jr.** (Greece), **Jeremy Major** (Cyprus), **Chris Reyes** (Austria), **Brendan Lane** (Japan) and **Nikolas Skouen** (Norway).

**NCAA WEST REGIONAL** — Pepperdine University is once again the host institution for the NCAA Division I Men's Basketball West Regional Championship in 2018. The Waves partnered with AEG/Staples Center and the Los Angeles Sports & Entertainment Commission to bring NCAA postseason basketball to the City of Angels for the first time since 1994 with previous hosting stints in 2013 and 2015. And, with the 2020 West Regional also awarded to L.A., that'll be four regionals in eight seasons put on by Pepperdine.

## PEPPERDINE'S STARTING LINEUPS

### Opponent

vs. OkSt (L) (1) Atewe-Berhow-Edwards-Ross-Udenyi

Name	Career Starts	Consecutive Starts
Matthew Atewe	1	1
Trae Berhow	1	1
Kameron Edwards	29	1
Knox Hellums	8	0
Kevin Hemy	3	0
Elijah Lee	9	0
Colbey Ross	1	1
Nolan Taylor	20	0
Amadi Udenyi	34	1

(stats at Pepperdine only)

# MARTY WILSON

This is **Marty Wilson's** seventh year as head coach at Pepperdine and his 21st season in Malibu in any capacity. He has compiled an impressive record here beginning as a student-athlete (1985-89), continuing as an assistant coach (1991-96, which included a brief stint as the interim head coach) and then returning as the associate head coach for three seasons (2009-11) under **Tom Asbury**. He was elevated to the position of head coach following Asbury's retirement after the 2010-11 season. He signed a five-year contract extension that will take him through the 2020-21 season. Wilson was also an assistant at San Diego, UC Santa Barbara and Utah in between stints at Pepperdine and he is now in his 28th season as a Division I coach. He ended his playing career #5 all-time in assists at Pepperdine with 342 (he's now #10). The team went to the NCAA Tournament twice and the NIT twice in Wilson's four seasons on the court. As a Pepperdine assistant, the team took part in the NCAA Tournament three times and the NIT once. The Waves have played in the CBI twice while he's been head coach. Wilson's son Jalon, a junior at Pepperdine, is one of the team's student managers. Wilson entered the 2017-18 season with an 82-103 record as Pepperdine's full-time head coach (85-113 including his time as the interim coach).



## WILSONISMS

Some of these may be borrowed from other programs, but **Marty Wilson** has several expressions and acronyms he often uses that help define his coaching philosophy. Both Feet In: Players are expected to fully buy in to the program. When Wilson is speaking to the team at center court, everyone must have both feet in the jump circle ... OKGs: Wilson looks to recruit "our kind of guys," student-athletes who will represent Pepperdine well and succeed academically and athletically ... Show Me, Don't Tell Me: Actions speak louder than words ... GID: There isn't always a perfect way to accomplish something, so players just have to "get it done" ... DAT: The Waves use the words "discipline, accountability and trust" as part of a triangle and expect their student-athletes to embrace these ideals.

## ASSISTANTS

Pepperdine's list of coaches has gone unchanged for the fifth consecutive season, giving the program much-needed stability. Associate head coaches **Mark Amaral** and **Bryant Moore** are both in their seventh seasons (Moore was promoted before the 2016-17 season). Amaral and **Marty Wilson** were assistants together at UC Santa Barbara for four years. Moore worked with the Cleveland Cavaliers for five seasons in a variety of roles, including player development coordinator, during the first LeBron James era. **John Impelman**, who was the director of operations for two years, was promoted to assistant coach before the 2013-14 season. Impelman is the great-grandson of UCLA coaching legend John Wooden, and his father Craig is a former Pepperdine assistant coach. **Brandon Veltri** is in his first season as the director of operations.

# PEPPERDINE

Pepperdine boasts a one-of-a-kind athletic department with unprecedented success for a school of its size. The Waves have won NCAA Division I championships in five different men's sports — one of just 18 schools to have accomplished this feat — and nine overall. Of this elite group, Pepperdine has the smallest undergraduate enrollment, is the only school without football and is the only university that has not been affiliated with a "major" conference. The Waves have won a total of 25 team or individual national championships in their history. Pepperdine has also earned the Division I-AAA All-Sports Trophy, an award based on postseason success that's given to the top non-football school, three times (most recently in 2011-12). Located in scenic Malibu, California, the university overlooks the Pacific Ocean and its campus and athletic facilities are regularly voted among the nation's most beautiful. Pepperdine, which is affiliated with the Church of Christ, ranks #46 overall on U.S. News and World Report's list of America's best colleges.

# PEPPERDINE TV/RADIO ROSTER



0

**AMADI UDENYI**  
RS SR • G • 6-1 • 195  
Oakland, Calif.  
De La Salle HS



1

**ELIJAH LEE**  
SO • G • 5-10 • 160  
Houston, Texas  
HCYA Warriors




2

**ERIC COOPER JR.**  
RS JR • G • 6-3 • 190  
Ontario, Calif.  
St. Anthony HS/Nevada



3

**MICHAEL WEXLER**  
FR • G • 5-11 • 175  
Plymouth, Minn.  
Benilde-St. Margaret's



4

**COLBEY ROSS**  
FR • G • 6-1 • 180  
Aurora, Colo.  
Eaglecrest HS



5

**JADÉ SMITH**  
FR • G • 6-4 • 175  
Oakland, Calif.  
St. Joseph Notre Dame HS




11

**TRAE BERHOW**  
FR • G • 6-5 • 195  
Watertown, Minn.  
Watertown-Mayer HS




12

**DARNELL DUNN**  
JR • F • 6-6 • 205  
Kinston, N.C.  
Kinston HS/Miami Dade JC



15

**CALEB MARTIN**  
SO • G • 6-2 • 190  
Los Angeles, Calif.  
Buckley School



20

**KAMERON EDWARDS**  
RS SO • F • 6-6 • 230  
Rancho Cucamonga, Calif.  
Etiwanda HS



21

**KNOX HELLUMS**  
SO • G • 6-5 • 195  
Tomball, Texas  
Concordia Lutheran HS



22

**HARRISON MEADS**  
JR • F • 6-7 • 215  
New Plymouth, New Zealand  
Laramie County CC



31

**NOLAN TAYLOR**  
SO • F • 6-7 • 260  
Keller, Texas  
Keller HS



32

**KAIJAE YEE-STEPHENS**  
RS FR • G • 6-1 • 190  
Santa Cruz, Calif.  
Santa Cruz HS



33

**ERIK MAILLIARD**  
FR • C • 6-10 • 210  
Dallas, Texas  
Parish Episcopal School



34

**KEVIN HEMPY**  
RS SR • F • 6-6 • 200  
Santa Barbara, Calif.  
San Marcos HS/Westmont



41

**MATTHEW ATEWE**  
RS SR • F/C • 6-9 • 250  
Toronto, Ont., Canada  
N.D. Prep/Washington

# PEPPERDINE STUDENT-ATHLETE RESUMES

## #41 MATTHEW ATEWE

6-9 • RS SR • F/C • Toronto, Ontario, Canada

- **Washington:** Graduated from UWV with a degree in political science in June 2017 ... Averaged 2.2 points and 2.3 rebounds in 8.7 minutes in 2016-17 ... Sat out the 2015-16 season per NCAA transfer rules.
- **Auburn:** Missed the entire 2014-15 season due to injury ... As a 2013-14 freshman, averaged 1.5 points and 3.4 rebounds in 14.4 minutes ... Had a 13-rebound effort vs. Kentucky.
- **HS:** Graduated from Notre Dame Prep in Massachusetts and also attended Father Henry Karr Catholic Secondary School in Toronto.
- **Canada:** A former member of the Canadian Junior National Team who represented his home country at the 2012 Nike Global Challenge.
- Pursuing a master's degree in learning technologies.

## #11 TRAE BERHOW

6-5 • FR • G • Watertown, Minnesota

- **HS:** One of five finalists for Minnesota's Mr. Basketball in 2017 ... Averaged more than 25 points per game as a junior and senior ... Scored more than 2,000 career points and left as Watertown-Mayer's all-time leading scorer.
- Majoring in pre-business administration.

## #2 ERIC COOPER JR.

6-3 • RS JR • G • Ontario, California

- **2016-17 (JR):** Redshirted his first year at Pepperdine per NCAA transfer rules.
- **Nevada:** Averaged 9.3 points as a 2015-16 sophomore and 7.3 points as a 2014-15 freshman ... Led the team in three-pointers both seasons (56 and 38).
- **HS:** Spent one postgraduate season at the IMG Academy in Bradenton, Florida ... Earned Cal-Hi Sports All-State Division IV second team honors after averaging 22.7 points as a senior at Lutheran High.
- Majoring in organizational communication.

## #12 DARNELL DUNN

6-6 • JR • F • Kinston, North Carolina

- **Miami Dade JC:** Averaged a team-high 18.3 points to go with 7.2 rebounds and 2.4 assists as a 2016-17 sophomore ... Made the All-Southern Conference first team.
- **Queens:** Spent his freshman year at Queens University of Charlotte, an NCAA Division II school ... Averaged 1.1 points and 0.9 rebounds in 3.9 minutes.
- **HS:** Won four consecutive North Carolina state championships at Kinston High ... Most Outstanding Player of the 2015 2A state championships ... High school teammates with Brandon Ingram (Duke/Los Angeles Lakers).
- Majoring in intercultural communication.

## #20 KAMERON EDWARDS

6-6 • RS SO • F • Rancho Cucamonga, California

- **2016-17 (RS FR):** Redshirted the season after suffering a fractured jaw a week before the first game ... WCC Commissioner's Honor Roll "bronze" honors.
- **2015-16 (FR):** Named to WCC All-Freshman team ... Started 28 games and averaged 7.2 points and 4.2 rebounds ... WCC Commissioner's Honor Roll "bronze" honors.
- **HS:** Cal-Hi Sports all-state third team, All-CIF Southern Section Open Division first team as a senior after averaging 16.6 points and eight rebounds for Etiwanda High School.
- Majoring in organizational communication.

## #21 KNOX HELLUMS

6-5 • SO • G • Tomball, Texas

- **2016-17 (FR):** Averaged 4.5 points in 30 games (starting eight) ... Made 33 three-pointers, third on the team ... WCC Commissioner's Honor Roll "bronze" honors.
- **HS:** Finalist for the 2016 Guy V. Lewis Award for top high school player in the Houston area ... Scored more than 1,500 career points at Concordia Lutheran High ... Averaged 19.6 points and made 107 three-pointers as a senior ... All-State his last two years.
- Majoring in pre-accounting.

## #34 KEVIN HEMPHY

6-6 • RS SR • F • Santa Barbara, California

- **2016-17 (RS JR):** Went from making the team via a walk-on tryout before the season to starting the final three games of the year ... Averaged 0.7 points and 1.7 rebounds in 19 games ... Made the NABC Honors Court, plus WCC All-Academic honorable mention and WCC Commissioner's Honor Roll "bronze" honors.
- **Westmont:** Attended Westmont College as a freshman before transferring to Pepperdine as a sophomore.
- **HS:** Earned All-CIF Division 3AA first team honors at San Marcos High after averaging 11.9 points.
- Graduated with a degree in sport administration in 2017 and is now a first-year student in the Pepperdine Law School.

## #1 ELIJAH LEE

5-10 • SO • G • Houston, Texas

- **2016-17 (FR):** One of three Waves to play in all 31 games (nine starts) ... Averaged 4.4 points, 2.8 assists (11th in the WCC), 2.1 rebounds and 1.0 steals (10th in the WCC).
- **HS:** Homeschooled ... Played for the HCYA (Homeschool Christian Youth Association) Warriors ... Runner-up for the Maravich Award as the nation's top homeschooled player as a senior after averaging 16.5 points and 9.0 assists.
- Majoring in organizational communication.

## #33 ERIK MAILLIARD

6-10 • FR • C • Dallas, Texas

- **HS:** Earned TAPPS 6A All-District honorable mention status as a senior at Parish Episcopal School, averaging 8.8 points and 10.2 rebounds.
- Majoring in pre-business administration.

## #15 CALEB MARTIN

6-2 • SO • G • Los Angeles, Calif.

- **2016-17 (FR):** Walk-on appeared briefly in five games ... WCC Commissioner's Honor Roll "bronze" honors.
- **HS:** Earned All-CIF Southern Section 4AA second team status and was Liberty League MVP as a senior at the Buckley School.
- Majoring in sport administration.

## #22 HARRISON MEADS

6-7 • JR • F • New Plymouth, New Zealand

- **Laramie County CC:** Averaged 9.3 points and 6.6 rebounds as a sophomore last season ... Played two seasons there.
- **HS:** Graduated from New Plymouth Boys High School, helping team to fifth place at the national tournament.
- **New Zealand:** Played for New Zealand's U-18 team in 2014.
- Majoring in philosophy.

## #4 COLBEY ROSS

6-1 • FR • G • Aurora, Colorado

- **HS:** Two-time Gatorade state player of the year and the Denver Post's 2017 Mr. Basketball ... Averaged 18.4 points and led Eaglecrest to the 2017 Class 5A state championship.
- Majoring in pre-business administration.

## #5 JADÉ SMITH

6-4 • FR • G • Oakland, California

- **HS:** Averaged 17 points, nine rebounds, six assists and five steals as a senior, leading to Bay Counties East Division co-Player of the Year, Prep2Prep North Coast Section Senior of the year and All-Bay Area News Group first team honors ... Won two state championships (2016 and 2014) ... Was at one time rated among Scout's top 100 players in the nation.
- Majoring in pre-business administration.

## #31 NOLAN TAYLOR

6-7 • SO • F • Keller, Texas

- **2016-17 (FR):** Started 20 of 24 games after missing the first seven games with a knee injury ... Averaged 7.1 points and 3.7 rebounds ... 20 points and 10 rebounds vs. San Francisco (2/25).
- **HS:** All-time leader in points (1,731) and rebounds (970) at Keller High ... Fort Worth Star-Telegram All-Area second team as a senior after averaging 19.1 points and 8.9 rebounds.
- Majoring in organizational communication.
- Co-vice president of Pepperdine Athletics' Waves Leadership Council.

## #0 AMADI UDENYI

6-1 • RS SR • G • Oakland, Calif.

- **2016-17 (SR):** The Waves started the season 4-1 with a healthy Udenyi in the lineup, but he tore his right Achilles tendon in game number seven ... Was averaging 6.7 points, 5.3 assists and 2.8 rebounds ... Earned a medical redshirt.
- **2015-16 (JR):** Healthy the entire season and played in all 32 games ... Led the team and ranked seventh in the WCC with 4.5 assists ... Ranked second in the WCC and 20th nationally in assist/turnover ratio (3.0) ... Averaged 4.9 points ... First double-digit assist performance with 10 vs. Santa Clara.
- **2014-15 (SO):** Averaged 6.0 points, 4.4 assists, 2.1 rebounds ... Limited to 22 games (nine starts) by injuries, including a ruptured left Achilles tendon, which caused him to miss the final seven games of the season ... Ranked sixth in the WCC in assists at the time of his injury.
- **2013-14 (FR):** Averaged 5.9 points, 2.7 assists ... 21 games, 15 starts ... Missed 10 non-conference games with a knee injury.
- **HS:** Spent the 2012-13 school year at St. Thomas More in Connecticut ... Was injured for much of basketball season ... Went 84-12 as a three-year starter at De La Salle High ... EBAL's MVP as a senior after averaging 16.1 points, 5.1 assists, 4.1 rebounds.
- Majoring in advertising.

## #3 MICHAEL WEXLER

5-11 • FR • G • Plymouth, Minnesota

- **HS:** Averaged 8.2 points and 6.3 assists as a senior at Benilde-St. Margaret's School.
- Majoring in pre-business administration.

## #32 KAIJAE YEE-STEPHENS

6-1 • RS FR • G • Santa Cruz, California

- **2016-17 (FR):** Appeared in the first four games before suffering a season-ending ankle injury, and received a medical redshirt season.
- **HS:** Scored a school-record 2,066 points at Santa Cruz High ... Made 276 three-pointers in career ... MVP of the Santa Cruz Coast Athletic League as a senior after averaging 26.6 points.
- Majoring in computer science/math.
- Father, Reggie Stephens, played in the NFL with the New York Giants.



# PEPPERDINE SEASON & CAREER HIGHS

**SEASON .....#41 MATTHEW ATEWE.....CAREER**  
 4 at Oklahoma State (11/10)..... Points..... 6, several (last at Seattle, 12/22/16)  
 4 at Oklahoma State (11/10)..... Rebounds ..... 13 vs. Kentucky (2/12/14)  
 ..... Assists ..... 2 vs. Florida (1/18/14)  
 ..... Blocked Shots ..... 4, several (last at Cal, 1/12/17)  
 ..... Steals..... 2 vs. Mississippi State (2/15/14)  
 21 at Oklahoma State (11/10)..... Minutes ..... 29 vs. Kentucky (2/12/14)  
 1 at Oklahoma State (11/10)..... FG Made ..... 2, several  
 ..... 3FG Made .....  
 2 at Oklahoma State (11/10)..... FT Made..... 3, several

**SEASON/CAREER .....#11 TRAE BERHOW**  
 13 at Oklahoma State (11/10)..... Points  
 8 at Oklahoma State (11/10)..... Rebounds  
 ..... Assists  
 ..... Blocked Shots  
 ..... Steals  
 33 at Oklahoma State (11/10)..... Minutes  
 4 at Oklahoma State (11/10)..... FG Made  
 1 at Oklahoma State (11/10)..... 3FG Made  
 4 at Oklahoma State (11/10)..... FT Made

**SEASON .....#2 ERIC COOPER JR.....CAREER**  
 ..... Points..... 24 at UNLV (2/20/16)  
 ..... Rebounds ..... 5, several (last vs. FPU, 12/9/15)  
 ..... Assists ..... 4, twice (last vs. UNLV, 1/27/15)  
 ..... Blocked Shots ..... 1, several  
 ..... Steals..... 3, several (last at Boise St., 3/2/16)  
 ..... Minutes ..... 40 vs. New Mexico (2/14/15)  
 ..... FG Made ..... 8 at UNLV (2/20/16)  
 ..... 3FG Made ..... 4, several (last at Colo St, 2/6/16)  
 ..... FT Made.....6, several (last vs. Montana, 3/16/16)

**SEASON/CAREER .....#12 DARNELL DUNN**  
 1 at Oklahoma State (11/10)..... Points  
 2 at Oklahoma State (11/10)..... Rebounds  
 ..... Assists  
 1 at Oklahoma State (11/10)..... Blocked Shots  
 ..... Steals  
 12 at Oklahoma State (11/10)..... Minutes  
 ..... FG Made  
 ..... 3FG Made  
 1 at Oklahoma State (11/10)..... FT Made

**SEASON .....#20 KAMERON EDWARDS.....CAREER**  
 7 at Oklahoma State (11/10)..... Points..... 17 vs. Duquesne (11/23/15)  
 4 at Oklahoma State (11/10)..... Rebounds ..... 10 vs. Portland (2/4/16)  
 ..... Assists ..... 3, several (last at Gonz., 2/6/16)  
 ..... Blocked Shots ..... 2 vs. LMU (1/2/16)  
 ..... Steals..... 3 vs. San Diego (1/21/16)  
 24 at Oklahoma State (11/10)..... Minutes ..... 33 vs. LMU (1/2/16)  
 2 at Oklahoma State (11/10)..... FG Made ..... 6, twice  
 ..... 3FG Made ..... 1 vs. Duquesne (11/23/16)  
 3 at Oklahoma State (11/10)..... FT Made..... 7 at Portland (12/23/15)

**SEASON .....#21 KNOX HELLUMS.....CAREER**  
 6 at Oklahoma State (11/10)..... Points..... 19 vs. Portland State (11/27/16)  
 1 at Oklahoma State (11/10)..... Rebounds ..... 4, twice (last at La., 12/20/16)  
 ..... Assists ..... 2 vs. St. Bonaventure (11/23/16)  
 ..... Blocked Shots ..... 1, several  
 ..... Steals..... 2 at Long Beach State (12/7/16)  
 8 at Oklahoma State (11/10)..... Minutes ..... 31, twice  
 2 at Oklahoma State (11/10)..... FG Made ..... 6 vs. Portland State (11/27/16)  
 2 at Oklahoma State (11/10)..... 3FG Made ..... 5, twice (last vs. Pacific, 2/4/17)  
 ..... FT Made..... 4 at USC (12/11/16)

**SEASON .....#34 KEVIN HEMPY.....CAREER**  
 ..... Points..... 3 at San Francisco (2/2/17)  
 ..... Rebounds ..... 7 vs. Pacific (3/3/17)  
 ..... Assists ..... 3 vs. San Francisco (2/25/17)  
 ..... Blocked Shots  
 ..... Steals..... 1, several  
 3 at Oklahoma State (11/10)..... Minutes ..... 36 vs. Pacific (3/3/17)  
 ..... FG Made ..... 1, several  
 ..... 3FG Made .....  
 ..... FT Made..... 1 at San Francisco (2/2/17)

**SEASON .....#1 ELIJAH LEE.....CAREER**  
 1 at Oklahoma State (11/10)..... Points..... 16 vs. BYU (2/9/17)  
 ..... Rebounds ..... 7 at LMU (2/18/17)  
 ..... Assists ..... 7 vs. San Diego (1/7/17)  
 ..... Blocked Shots ..... 1, several  
 ..... Steals..... 3, several (last vs. BYU, 2/9/17)  
 10 at Oklahoma State (11/10)..... Minutes ..... 34 vs. LMU (1/5/17)  
 ..... FG Made ..... 5 vs. BYU (2/9/17)  
 ..... 3FG Made ..... 3 vs. BYU (2/9/17)  
 1 at Oklahoma State (11/10)..... FT Made..... 6 vs. Pacific (2/4/17)

**SEASON/CAREER .....#22 HARRISON MEADS**  
 ..... Points  
 ..... Rebounds  
 ..... Assists  
 ..... Blocked Shots  
 ..... Steals  
 3 at Oklahoma State (11/10)..... Minutes  
 ..... FG Made  
 ..... 3FG Made  
 ..... FT Made

**SEASON/CAREER .....#4 COLBEY ROSS**  
 9 at Oklahoma State (11/10)..... Points  
 5 at Oklahoma State (11/10)..... Rebounds  
 3 at Oklahoma State (11/10)..... Assists  
 ..... Blocked Shots  
 1 at Oklahoma State (11/10)..... Steals  
 23 at Oklahoma State (11/10)..... Minutes  
 1 at Oklahoma State (11/10)..... FG Made  
 ..... 3FG Made  
 7 at Oklahoma State (11/10)..... FT Made

**SEASON/CAREER .....#5 JADÉ SMITH**  
 2 at Oklahoma State (11/10)..... Points  
 3 at Oklahoma State (11/10)..... Rebounds  
 1 at Oklahoma State (11/10)..... Assists  
 ..... Blocked Shots  
 3 at Oklahoma State (11/10)..... Steals  
 21 at Oklahoma State (11/10)..... Minutes  
 1 at Oklahoma State (11/10)..... FG Made  
 ..... 3FG Made  
 ..... FT Made

**SEASON .....#31 NOLAN TAYLOR.....CAREER**  
 2 at Oklahoma State (11/10)..... Points..... 20 vs. San Francisco (2/25/17)  
 2 at Oklahoma State (11/10)..... Rebounds ..... 10 vs. San Francisco (2/25/17)  
 ..... Assists ..... 3 at Santa Clara (2/16/17)  
 ..... Blocked Shots ..... 2 at LMU (2/18/17)  
 ..... Steals..... 2 at LMU (2/18/17)  
 19 at Oklahoma State (11/10)..... Minutes ..... 37 at LMU (2/18/17)  
 1 at Oklahoma State (11/10)..... FG Made ..... 8 vs. San Francisco (2/25/17)  
 ..... 3FG Made ..... 1, several  
 ..... FT Made..... 5 at Portland (12/31/16)

**SEASON .....#0 AMADI UDENYI.....CAREER**  
 2 at Oklahoma State (11/10)..... Points..... 17 vs. Life Pacific (11/17/16)  
 1 at Oklahoma State (11/10)..... Rebounds ..... 7 vs. LMU (1/2/16)  
 2 at Oklahoma State (11/10)..... Assists ..... 10 vs. Santa Clara (2/20/16)  
 ..... Blocked Shots ..... 1, twice  
 1 at Oklahoma State (11/10)..... Steals..... 4, several (last vs. LP, 11/17/16)  
 23 at Oklahoma State (11/10)..... Minutes ..... 36 vs. Saint Mary's (2/8/14)  
 1 at Oklahoma State (11/10)..... FG Made ..... 6 at Saint Mary's (2/11/16)  
 ..... 3FG Made ..... 4, twice (last at Portland, 2/12/15)  
 ..... FT Made..... 7 vs. Life Pacific (11/17/16)

**SEASON .....#32 KAIJAE YEE-STEPHENS.....CAREER**  
 ..... Points..... 3 vs. Life Pacific (11/17/16)  
 ..... Rebounds ..... 1 vs. Weber State (11/15/16)  
 ..... Assists  
 ..... Blocked Shots  
 ..... Steals..... 1 vs. Life Pacific (11/17/16)  
 ..... Minutes ..... 13, twice  
 ..... FG Made ..... 1, twice  
 ..... 3FG Made ..... 1 vs. Life Pacific (11/17/16)  
 ..... FT Made

# PEPPERDINE'S RECORD WHEN...

	2017	Under
	-2018	Wilson
Game Decided by 1-5 Points.....	0-0	24-20
Game Decided by 6-9 Points.....	0-0	23-21
Game Decided by 10+ Points.....	0-1	35-63
Scoring First .....	0-0	38-43
Opponent Scores First.....	0-1	44-61
Leading at Halftime.....	0-0	55-16
Tied at Halftime .....	0-0	3-2
Trailing at Halftime.....	0-1	24-86
Leading With 5 Minutes to Play .....	0-0	67-6
Tied With 5 Minutes to Play.....	0-0	3-2
Trailing With 5 Minutes to Play .....	0-1	12-96
Scoring 90-99 Points .....	0-0	4-0
Scoring 80-89 Points .....	0-0	12-4
Scoring 70-79 Points .....	0-0	28-26
Scoring 60-69 Points .....	0-0	26-36
Scoring 59 or Fewer Points .....	0-1	12-38
Opp. Scoring 80+ Points .....	0-0	3-37
Opp. Scoring 70-79 Points .....	0-1	11-39
Opp. Scoring 60-69 Points .....	0-0	40-23
Opp. Scoring 50-59 Points .....	0-0	17-5
Opp. Scoring 40-49 Points .....	0-0	10-0
Opp. Scoring 30-39 Points .....	0-0	1-0

	2017	Under
	-2018	Wilson
50%-plus FG Pct. ....	0-0	23-15
40-49% FG Pct. ....	0-0	48-46
39.9%-minus FG Pct. ....	0-1	11-43
Opp. 50%-plus FG Pct.....	0-0	3-42
Opp. 40-49% FG Pct. ....	0-1	31-56
Opp. 39.9%-minus FG Pct.....	0-0	48-6
Better FG% Than Opponent.....	0-0	71-24
Opponent Has Better FG%.....	0-1	11-80
More 3FGM Made Than Opponent .....	0-0	40-21
3FGM Are Equal .....	0-0	9-10
Opponent Has More 3FGM .....	0-1	33-73
80%-plus FT Pct. ....	0-0	17-15
70-79% FT Pct. ....	0-0	30-26
69%-minus FT Pct. ....	0-1	35-63
Better FT% Than Opponent .....	0-0	44-42
FT% Is Equal .....	0-0	0-2
Opponent Has Better FT% .....	0-1	38-60
Outrebounding Opponent.....	0-0	50-38
Rebounds Are Equal.....	0-0	7-4
Outrebounded by Opponent.....	0-1	25-62

	2017	Under
	-2018	Wilson
Fewer Turnovers Than Opponent.....	0-0	43-26
Turnovers Are Equal.....	0-0	7-8
More Turnovers Than Opponent .....	0-1	32-70
6 Waves Score in Double-Figures.....	0-0	0-1
5 Waves Score in Double-Figures.....	0-0	8-2
4 Waves Score in Double-Figures.....	0-0	22-13
3 Waves Score in Double-Figures.....	0-0	30-44
2 Waves Score in Double-Figures.....	0-0	16-32
1 Wave Scores in Double-Figures.....	0-1	6-8
0 Waves Score in Double-Figures.....	0-0	0-4
Waves Have More in Double-Figures....	0-0	40-12
Double-Figure Scorers Are Equal.....	0-0	26-33
Opp. Has More in Double-Figures.....	0-1	16-59
Waves' Bench Scores More .....	0-0	47-34
Bench Scoring Is Equal .....	0-0	3-5
Opponent Bench Scores More .....	0-1	32-65
Wearing Blue .....	0-1	26-56
Wearing Orange .....	0-0	12-15
Wearing White.....	0-0	44-33
Overtime.....	0-0	6-3
Biggest Deficit in Win.....		
Biggest Lead in Loss .....		

## THE LAST TIME...

### Pepperdine Defeated an AP Top 25 Team:

11/27/2004 vs. #20 Wisconsin (75-61)

### Pepperdine Defeated an AP Top 10 Team:

11/28/2001 at #10 UCLA (85-78)

### Pepperdine Defeated an AP Top 25 Team on Road:

11/28/2001 at #10 UCLA (85-78)

### Won an Overtime Game: (lost 1 straight)

Waves ..... 1/13/2016 at Pacific (65-63, A)  
Opponent ..... 2/27/2016 by LMU (83-90, A, 2OT)

### Won a Multi-Overtime Game: (lost 2 straight)

Waves ..... 12/28/2002 vs. UALR (116-110, N)  
Opponent ..... 2/27/2016 by LMU (83-90, A, 2OT)

### 100+ Points by a Team:

Waves ..... 1/8/2008 vs. Hope International (118-76)  
Opponent ..... 2/16/2017 by Santa Clara (55-106)

### Fewer Than 50 Points by a Team:

Waves ..... 11/10/2017 at Oklahoma State (47-78)  
Opponent ..... 3/7/2015 by San Diego (50-47)

### 60+ Percent Field Goal Shooting:

Waves ..... 11/29/2013 vs. Denver (.714)  
Opponent ..... 2/16/2017 by Santa Clara (.639)

### 50+ Percent Field Goal Shooting:

Waves ..... 2/11/2017 vs. San Diego (.500)  
Opponent ..... 3/3/2017 by Pacific (.533)

### 30 Percent Field Goal Shooting or Less:

Waves ..... 11/10/2017 at Oklahoma State (.283)  
Opponent ..... 11/16/2015 by SD Christian (.262)

### 10+ Three-Pointers Made:

Waves ..... 2/4/2017 vs. Pacific (10-21)  
Opponent ..... 11/10/2017 by Oklahoma State (10-29)

### Zero Three-Pointers Made:

Waves ..... 2/14/2015 at Gonzaga (0-10)  
Opponent ..... 11/16/2015 by SD Christian (0-19)

### 6+ Players Scored in Double-Figures:

Waves ..... 12/16/2012 vs. Central Michigan (6)  
Opponent ..... 11/27/2016 by Portland State (6)

### 5+ Players Scored in Double-Figures:

Waves ..... 2/9/2017 vs. BYU (5)  
Opponent ..... 11/10/2017 by Oklahoma State (5)

### Zero Players Scored in Double-Figures

Waves ..... 3/18/2015 at Seattle  
Opponent ..... 1/21/2016 by San Diego

### Player Scored 40+ Points:

Waves ..... 3/3/2017, Lamond Murray Jr.  
..... vs. Pacific (41)  
Opponent ..... 2/9/2004, Paul Marigney  
..... of Saint Mary's (40)

### Player Scored 30+ Points:

Waves ..... 3/3/2017, Lamond Murray Jr.  
..... vs. Pacific (41)  
Opponent ..... 2/16/2017, Nate Kratch  
..... of Santa Clara (32)

### Player Scored 25+ Points:

Waves ..... 3/3/2017, Lamond Murray Jr.  
..... vs. Pacific (41)  
Opponent ..... 3/3/2017, Ray Bowles  
..... of Pacific (26)

### Player Made 6+ Three-Pointers:

Waves ..... 12/30/2013, Malcolm Brooks  
..... vs. BYU (6)  
Opponent ..... 2/18/2017, Steven Haney  
..... of LMU (7)

### Player Made 5+ Three-Pointers:

Waves ..... 2/4/2017, Knox Hellums  
..... vs. Pacific (5)  
Opponent ..... 2/18/2017, Steven Haney  
..... of LMU (7)

### Player Made 15+ Free Throws:

Waves ..... 1/3/2004, Glen McGowan  
..... at Colorado State (16-for-18)  
Opponent ..... 1/21/2012, Brandon Davies  
..... of BYU (15-for-18)

### Player Made 10+ Free Throws:

Waves ..... 3/3/2017, Lamond Murray Jr.  
..... vs. Pacific (11-for-14)  
Opponent ..... 3/3/2017, Ray Bowles  
..... of Pacific (11-for-12)

### Player Had 20+ Rebounds:

Waves ..... 1/3/2005, Glen McGowan  
..... vs. Colorado State (22)  
Opponent ..... 11/11/2016, Josh Martin  
..... of Cal Poly (21)

### Player Had 15+ Rebounds:

Waves ..... 1/26/2017, Chris Reyes  
..... vs. Portland (15)  
Opponent ..... 11/11/2016, Josh Martin  
..... of Cal Poly (21)

### Player Had 10+ Assists:

Waves ..... 11/11/2016, Jeremy Major  
..... vs. Cal Poly (11)  
Opponent ..... 2/16/2017, M. Hauser & J. Brownridge  
..... of Santa Clara (11 & 10)

### Player Had 5+ Blocked Shots:

Waves ..... 11/17/2016, Chris Reyes  
..... vs. Life Pacific (5)  
Opponent ..... 2/16/2012, Eric Wallace  
..... of Seattle (5)

### Player Had 5+ Steals:

Waves ..... 1/31/2013, Lorne Jackson  
..... vs. BYU (5)  
Opponent ..... 2/2/2017, Charles Minlend  
..... of San Francisco (5)

### Player Had a Double-Double:

Waves ..... 3/3/2017, Lamond Murray Jr.  
..... vs. Pacific (41 pts, 10 rbs)

### Player Had Consecutive Double-Doubles:

Waves ..... 2/4-9/2017, Chris Reyes  
..... vs. Pacific, vs. BYU

### Player Had a Triple-Double:

Waves ..... 2/1/1991, Doug Christie  
..... vs. Saint Mary's (21 pts, 11 ast, 10 rbs)

### Player Had a 20-20 Game:

Waves ..... 1/3/2005, Glen McGowan  
..... vs. Colorado State (31 pts, 22 rbs)  
Opponent ..... 2/3/2007, Josh Heytvelt  
..... of Gonzaga (27 pts, 22 rbs)

### 2 Players with 20+ Points:

Waves ..... 2/25/2017 vs. San Francisco  
..... (Lamond Murray Jr. 31, Nolan Taylor 20)  
Opponent ..... 12/3/2016 by Belmont  
..... (Evan Bradds 24, Taylor Barnette 20)

### 2 Players with 10+ Rebounds:

Waves ..... 1/26/2017 vs. Portland  
..... (Chris Reyes 15, Lamond Murray Jr. 10)  
Opponent ..... 11/23/2016 by St. Bonaventure  
..... (Denzel Gregg 10, Matt Mobley 10)

### 2 Players with Double-Doubles:

Waves ..... 1/26/2017 vs. Portland  
..... (C. Reyes 10 & 15, L. Murray 22 & 10)  
Opponent ..... 11/23/2016 by St. Bonaventure  
..... (D. Gregg 10 & 10, M. Mobley 24 & 10)



**2017-18 Pepperdine Men's Basketball**  
 Pepperdine Combined Team Statistics (as of Nov 10, 2017)  
**All games**



<b>RECORD:</b>	<b>OVERALL</b>	<b>HOME</b>	<b>AWAY</b>	<b>NEUTRAL</b>
ALL GAMES	0-1	0-0	0-1	0-0
CONFERENCE	0-0	0-0	0-0	0-0
NON-CONFERENCE	0-1	0-0	0-1	0-0

#	Player	gp-gs	min	avg	Total		3-Point		F-Throw		Rebounds				pf	dq	a	to	blk	stl	pts	avg
					fg-fga	fg%	3fg-fga	3fg%	ft-fga	ft%	off	def	tot	avg								
11	BERHOW, Trae	1-1	33	33.0	4-10	.400	1-6	.167	4-6	.667	2	6	8	8.0	3	0	0	3	0	0	13	13.0
04	ROSS, Colbey	1-1	23	23.0	1-6	.167	0-1	.000	7-7	1.000	0	5	5	5.0	2	0	3	3	0	1	9	9.0
20	EDWARDS, Kameron	1-1	24	24.0	2-6	.333	0-1	.000	3-6	.500	1	3	4	4.0	2	0	0	3	0	1	7	7.0
21	HELLUMS, Knox	1-0	8	8.0	2-5	.400	2-4	.500	0-0	.000	0	1	1	1.0	0	0	0	0	0	0	6	6.0
41	ATEWE, Matthew	1-1	21	21.0	1-2	.500	0-0	.000	2-4	.500	1	3	4	4.0	1	0	0	1	0	0	4	4.0
31	TAYLOR, Nolan	1-0	19	19.0	1-3	.333	0-0	.000	0-0	.000	1	1	2	2.0	2	0	0	0	0	0	2	2.0
05	SMITH, Jade'	1-0	21	21.0	1-6	.167	0-3	.000	0-2	.000	1	2	3	3.0	2	0	1	2	0	3	2	2.0
00	UDENYI, Amadi	1-1	23	23.0	1-4	.250	0-1	.000	0-0	.000	0	1	1	1.0	2	0	2	1	0	1	2	2.0
01	LEE, Elijah	1-0	10	10.0	0-0	.000	0-0	.000	1-2	.500	0	0	0	0.0	0	0	0	2	0	0	1	1.0
12	DUNN, Darnell	1-0	12	12.0	0-4	.000	0-0	.000	1-2	.500	0	2	2	2.0	2	0	0	2	1	0	1	1.0
34	HEMPY, Kevin	1-0	3	3.0	0-0	.000	0-0	.000	0-0	.000	0	0	0	0.0	0	0	0	0	0	0	0	0.0
22	MEADS, Harrison	1-0	3	3.0	0-0	.000	0-0	.000	0-0	.000	0	0	0	0.0	0	0	0	0	0	0	0	0.0
Team											1	3	4									
Total.....		1	200		13-46	.283	3-16	.188	18-29	.621	7	27	34	34.0	16	0	6	17	1	6	47	47.0
Opponents.....		1	200		28-59	.475	10-29	.345	12-15	.800	6	34	40	40.0	22	0	18	10	3	6	78	78.0

<b>TEAM STATISTICS</b>	<b>PEP</b>	<b>OPP</b>	<b>Date</b>	<b>Opponent</b>	<b>Score</b>	<b>Att.</b>
SCORING	47	78	# 11/10/17	at Oklahoma State	L 47-78	5386
Points per game	47.0	78.0				
Scoring margin	-31.0	-				
FIELD GOALS-ATT	13-46	28-59				
Field goal pct	.283	.475				
3 POINT FG-ATT	3-16	10-29				
3-point FG pct	.188	.345				
3-pt FG made per game	3.0	10.0				
FREE THROWS-ATT	18-29	12-15				
Free throw pct	.621	.800				
F-Throws made per game	18.0	12.0				
REBOUNDS	34	40				
Rebounds per game	34.0	40.0				
Rebounding margin	-6.0	-				
ASSISTS	6	18				
Assists per game	6.0	18.0				
TURNOVERS	17	10				
Turnovers per game	17.0	10.0				
Turnover margin	-7.0	-				
Assist/turnover ratio	0.4	1.8				
STEALS	6	6				
Steals per game	6.0	6.0				
BLOCKS	1	3				
Blocks per game	1.0	3.0				
ATTENDANCE	0	5386				
Home games-Avg/Game	0-0	1-5386				
Neutral site-Avg/Game	-	0-0				

<b>Score by Periods</b>	<b>1st</b>	<b>2nd</b>	<b>Totals</b>
Pepperdine	21	26	47
Opponents	34	44	78



**2016-17 Pepperdine Men's Basketball**  
 Pepperdine Combined Team Statistics (as of Mar 09, 2017)  
**All games**



<b>RECORD:</b>	<b>OVERALL</b>	<b>HOME</b>	<b>AWAY</b>	<b>NEUTRAL</b>
ALL GAMES	9-22	7-7	1-12	1-3
CONFERENCE	5-13	4-5	1-8	0-0
NON-CONFERENCE	4-9	3-2	0-4	1-3

#	Player	gp-gs	min	avg	Total		3-Point		F-Throw		Rebounds			pf	dq	a	to	blk	stl	pts	avg	
					fg-fga	fg%	3fg-fga	3fg%	ft-fa	ft%	off	def	tot									avg
30	MURRAY JR., Lamond	31-30	1060	34.2	251-528	.475	51-134	.381	109-140	.779	36	140	176	5.7	64	0	40	81	12	35	662	21.4
14	REYES, Chris	27-27	891	33.0	145-270	.537	3-8	.375	68-118	.576	61	151	212	7.9	69	1	64	42	38	9	361	13.4
03	MAJOR, Jeremy	31-31	1021	32.9	134-366	.366	54-148	.365	42-86	.488	29	68	97	3.1	54	0	120	64	5	25	364	11.7
31	TAYLOR, Nolan	24-20	500	20.8	70-152	.461	3-16	.188	28-39	.718	30	58	88	3.7	66	3	17	18	4	13	171	7.1
00	UDENYI, Amadi	6-6	158	26.3	13-33	.394	5-13	.385	9-14	.643	2	15	17	2.8	5	0	32	13	0	10	40	6.7
21	HELLUMS, Knox	30-8	496	16.5	42-118	.356	33-78	.423	17-20	.850	5	29	34	1.1	42	0	9	24	3	6	134	4.5
01	LEE, Elijah	31-9	652	21.0	41-114	.360	15-39	.385	39-52	.750	9	55	64	2.1	49	0	86	63	3	31	136	4.4
24	LeCESNE, Craig	26-1	319	12.3	36-79	.456	3-8	.375	16-22	.727	24	46	70	2.7	41	3	20	24	3	5	91	3.5
12	GEHRING, Nate	27-5	301	11.1	33-55	.600	0-0	.000	10-24	.417	20	50	70	2.6	41	0	7	21	11	5	76	2.8
23	ALLEN, Jonathan	30-9	400	13.3	21-50	.420	10-27	.370	6-13	.462	12	44	56	1.9	57	3	15	20	3	13	58	1.9
32	YEE-STEPHENS, Kaij	4-0	33	8.3	2-8	.250	1-6	.167	0-0	.000	1	0	1	0.3	5	0	0	0	0	1	5	1.3
44	KEENAN, Ryan	24-6	185	7.7	13-22	.591	0-0	.000	3-8	.375	10	11	21	0.9	23	1	2	9	2	1	29	1.2
34	HEMPY, Kevin	19-3	179	9.4	6-15	.400	0-5	.000	1-7	.143	11	21	32	1.7	15	0	8	1	0	3	13	0.7
15	MARTIN, Caleb	5-0	5	1.0	0-0	.000	0-0	.000	0-0	.000	0	2	2	0.4	0	0	0	0	0	0	0	0.0
Team											45	47	92				9					
Total.....		31	6200		807-1810	.446	178-482	.369	348-543	.641	295	737	1032	33.3	531	11	420	389	84	157	2140	69.0
Opponents.....		31	6200		910-1875	.485	292-698	.418	378-535	.707	302	828	1130	36.5	566	15	513	337	118	191	2490	80.3

<b>TEAM STATISTICS</b>	<b>PEP</b>	<b>OPP</b>	<b>Date</b>	<b>Opponent</b>	<b>Score</b>	<b>Att.</b>
SCORING	2140	2490	11/11/16	CAL POLY	w 77-68	1320
Points per game	69.0	80.3	11/15/16	WEBER STATE	w 69-68	1020
Scoring margin	-11.3	-	11/17/16	LIFE PACIFIC	w 85-79	985
FIELD GOALS-ATT	807-1810	910-1875	# 11/21/16	vs Central Michigan	L 77-88	500
Field goal pct	.446	.485	# 11/22/16	vs Little Rock	w 66-65	650
3 POINT FG-ATT	178-482	292-698	# 11/23/16	vs St. Bonaventure	L 63-89	760
3-point FG pct	.369	.418	11/27/16	PORTLAND STATE	L 85-91	1021
3-pt FG made per game	5.7	9.4	12/03/16	BELMONT	L 77-85	1340
FREE THROWS-ATT	348-543	378-535	12/07/16	at Long Beach State	L 66-75	2563
Free throw pct	.641	.707	12/11/16	at USC	L 67-93	2928
F-Throws made per game	11.2	12.2	12/20/16	at Louisiana	L 64-90	3582
REBOUNDS	1032	1130	12/22/16	at Montana	L 70-71	3476
Rebounds per game	33.3	36.5	* 12/29/16	at Gonzaga	L 62-92	6000
Rebounding margin	-3.2	-	* 12/31/16	at Portland	L 60-73	1624
ASSISTS	420	513	* 01/05/17	LOYOLA MARYMOUNT	w 71-70	1572
Assists per game	13.5	16.5	* 01/07/17	SAN DIEGO	L 68-76	1007
TURNOVERS	389	337	* 01/12/17	at Pacific	L 74-79	1669
Turnovers per game	12.5	10.9	* 01/14/17	SANTA CLARA	L 61-75	1053
Turnover margin	-1.7	-	* 01/19/17	at BYU	L 70-99	13410
Assist/turnover ratio	1.1	1.5	* 01/21/17	at Saint Mary's	L 65-85	3500
STEALS	157	191	* 01/26/17	PORTLAND	w 78-60	1079
Steals per game	5.1	6.2	* 01/28/17	GONZAGA	L 49-96	3104
BLOCKS	84	118	* 02/02/17	at San Francisco	L 56-77	1975
Blocks per game	2.7	3.8	* 02/04/17	PACIFIC	w 82-72	1103
ATTENDANCE	19158	55031	* 02/09/17	BYU	w 99-83	2375
Home games-Avg/Game	14-1368	13-3511	* 02/11/17	at San Diego	w 65-60	1276
Neutral site-Avg/Game	-	4-2348	* 02/16/17	at Santa Clara	L 55-106	1216
			* 02/18/17	at Loyola Marymount	L 61-82	2418
			* 02/23/17	SAINT MARY'S	L 49-78	1106
			* 02/25/17	SAN FRANCISCO	L 65-76	1073
			% 03/03/17	vs Pacific	L 84-89	7484

\* = West Coast Conference game  
 # = Lone Star Showcase (Cedar Park, Texas)  
 % = WCC Tournament (Las Vegas, Nevada)



**2017-18 Pepperdine Men's Basketball**  
 Pepperdine Season/Career Statistics (as of Nov 10, 2017)  
**All games**



SEASON STATISTICS

CAREER STATISTICS

SUMMARY	gp-gs	min/g	fg%	3fg%	ft%	r/g	a/g	stl	blk	pts/g	gp-gs	min/g	fg%	3fg%	ft%	r/g	a/g	stl	blk	pts/g
BERHOW, Trae	1-1	33.0	.400	.167	.667	8.0	0.0	0	0	13.0	1-1	33.0	.400	.167	.667	8.0	0.0	0	0	13.0
ROSS, Colbey	1-1	23.0	.167	.000	1.000	5.0	3.0	1	0	9.0	1-1	23.0	.167	.000	1.000	5.0	3.0	1	0	9.0
EDWARDS, Kameron	1-1	24.0	.333	.000	.500	4.0	0.0	1	0	7.0	33-29	24.2	.437	.091	.596	4.2	1.2	27	10	7.2
HELLUMS, Knox	1-0	8.0	.400	.500	.000	1.0	0.0	0	0	6.0	31-8	16.3	.358	.427	.850	1.1	0.3	6	3	4.5
ATEWE, Matthew	1-1	21.0	.500	.000	.500	4.0	0.0	0	0	4.0	1-1	21.0	.500	.000	.500	4.0	0.0	0	0	4.0
UDENYI, Amadi	1-1	23.0	.250	.000	.000	1.0	2.0	1	0	2.0	82-34	24.1	.333	.324	.623	1.9	4.1	78	2	5.6
TAYLOR, Nolan	1-0	19.0	.333	.000	.000	2.0	0.0	0	0	2.0	25-20	20.8	.458	.188	.718	3.6	0.7	13	4	6.9
SMITH, Jade'	1-0	21.0	.167	.000	.000	3.0	1.0	3	0	2.0	1-0	21.0	.167	.000	.000	3.0	1.0	3	0	2.0
DUNN, Darnell	1-0	12.0	.000	.000	.500	2.0	0.0	0	1	1.0	1-0	12.0	.000	.000	.500	2.0	0.0	0	1	1.0
LEE, Elijah	1-0	10.0	.000	.000	.500	0.0	0.0	0	0	1.0	32-9	20.7	.360	.385	.741	2.0	2.7	31	3	4.3
MEADS, Harrison	1-0	3.0	.000	.000	.000	0.0	0.0	0	0	0.0	1-0	3.0	.000	.000	.000	0.0	0.0	0	0	0.0
HEMPY, Kevin	1-0	3.0	.000	.000	.000	0.0	0.0	0	0	0.0	20-3	9.1	.400	.000	.143	1.6	0.4	3	0	0.7
SCORING	fg-fga	fg%	3fg-fga	3fg%	ft-fa	ft%	pts	pts/g	fg-fga	fg%	3fg-fga	3fg%	ft-fa	ft%	pts	pts/g				
BERHOW, Trae	4-10	.400	1-6	.167	4-6	.667	13	13.0	4-10	.400	1-6	.167	4-6	.667	13	13.0				
ROSS, Colbey	1-6	.167	0-1	.000	7-7	1.000	9	9.0	1-6	.167	0-1	.000	7-7	1.000	9	9.0				
EDWARDS, Kameron	2-6	.333	0-1	.000	3-6	.500	7	7.0	87-199	.437	1-11	.091	62-104	.596	237	7.2				
HELLUMS, Knox	2-5	.400	2-4	.500	0-0	.000	6	6.0	44-123	.358	35-82	.427	17-20	.850	140	4.5				
ATEWE, Matthew	1-2	.500	0-0	.000	2-4	.500	4	4.0	1-2	.500	0-0	.000	2-4	.500	4	4.0				
UDENYI, Amadi	1-4	.250	0-1	.000	0-0	.000	2	2.0	143-429	.333	69-213	.324	101-162	.623	456	5.6				
TAYLOR, Nolan	1-3	.333	0-0	.000	0-0	.000	2	2.0	71-155	.458	3-16	.188	28-39	.718	173	6.9				
SMITH, Jade'	1-6	.167	0-3	.000	0-2	.000	2	2.0	1-6	.167	0-3	.000	0-2	.000	2	2.0				
DUNN, Darnell	0-4	.000	0-0	.000	1-2	.500	1	1.0	0-4	.000	0-0	.000	1-2	.500	1	1.0				
LEE, Elijah	0-0	.000	0-0	.000	1-2	.500	1	1.0	41-114	.360	15-39	.385	40-54	.741	137	4.3				
MEADS, Harrison	0-0	.000	0-0	.000	0-0	.000	0	0.0	0-0	.000	0-0	.000	0-0	.000	0	0.0				
HEMPY, Kevin	0-0	.000	0-0	.000	0-0	.000	0	0.0	6-15	.400	0-5	.000	1-7	.143	13	0.7				
TOTALS	o-reb	d-reb	t-reb	pf	fo	ast	to	a/to	o-reb	d-reb	t-reb	pf	fo	ast	to	a/to				
BERHOW, Trae	2	6	8	3	0	0	3	0.0	2	6	8	3	0	0	3	0.0				
ROSS, Colbey	0	5	5	2	0	3	3	1.0	0	5	5	2	0	3	3	1.0				
EDWARDS, Kameron	1	3	4	2	0	0	3	0.0	52	86	138	73	1	40	56	0.7				
HELLUMS, Knox	0	1	1	0	0	0	0	0.0	5	30	35	42	0	9	24	0.4				
ATEWE, Matthew	1	3	4	1	0	0	1	0.0	1	3	4	1	0	0	1	0.0				
UDENYI, Amadi	0	1	1	2	0	2	1	2.0	25	134	159	149	2	333	137	2.4				
TAYLOR, Nolan	1	1	2	2	0	0	0	0.0	31	59	90	68	3	17	18	0.9				
SMITH, Jade'	1	2	3	2	0	1	2	0.5	1	2	3	2	0	1	2	0.5				
DUNN, Darnell	0	2	2	2	0	0	2	0.0	0	2	2	2	0	0	2	0.0				
LEE, Elijah	0	0	0	0	0	0	2	0.0	9	55	64	49	0	86	65	1.3				
MEADS, Harrison	0	0	0	0	0	0	0	0.0	0	0	0	0	0	0	0	0.0				
HEMPY, Kevin	0	0	0	0	0	0	0	0.0	11	21	32	15	0	8	1	8.0				

# LAST GAME



Official Basketball Box Score -- Game Totals -- Final Statistics  
**Pepperdine vs Oklahoma State**  
 11/10/17 7:30 p.m. at Stillwater, Okla. (Gallagher-Iba Arena)



## Pepperdine 47 • 0-1

##	Player		Total			3-Ptr			Rebounds			PF	TP	A	TO	Blk	Stl	Min
			FG-FGA	FG-FGA	FT-FTA	Off	Def	Tot	Off	Def	Tot							
20	EDWARDS, Kameron	f	2-6	0-1	3-6	1	3	4	2	7	0	3	0	1	0	0	1	24
41	ATEWE, Matthew	f	1-2	0-0	2-4	1	3	4	1	4	0	1	0	0	0	0	0	21
00	UDENYI, Amadi	g	1-4	0-1	0-0	0	1	1	2	2	2	1	0	1	0	1	23	
04	ROSS, Colbey	g	1-6	0-1	7-7	0	5	5	2	9	3	3	0	1	0	1	23	
11	BERHOW, Trae	g	4-10	1-6	4-6	2	6	8	3	13	0	3	0	0	0	0	33	
01	LEE, Elijah		0-0	0-0	1-2	0	0	0	0	1	0	2	0	0	0	0	10	
05	SMITH, Jade'		1-6	0-3	0-2	1	2	3	2	2	1	2	0	3	0	3	21	
12	DUNN, Darnell		0-4	0-0	1-2	0	2	2	2	1	0	2	1	0	0	0	12	
21	HELLUMS, Knox		2-5	2-4	0-0	0	1	1	0	6	0	0	0	0	0	0	8	
22	MEADS, Harrison		0-0	0-0	0-0	0	0	0	0	0	0	0	0	0	0	0	3	
31	TAYLOR, Nolan		1-3	0-0	0-0	1	1	2	2	2	0	0	0	0	0	0	19	
34	HEMPY, Kevin		0-0	0-0	0-0	0	0	0	0	0	0	0	0	0	0	0	3	
Team						1	3	4										
Totals			13-46	3-16	18-29	7	27	34	16	47	6	17	1	6			200	

FG % 1st Half: 7-23 30.4% 2nd half: 6-23 26.1% Game: 13-46 28.3%  
 3FG % 1st Half: 3-9 33.3% 2nd half: 0-7 0.0% Game: 3-16 18.8%  
 FT % 1st Half: 4-7 57.1% 2nd half: 14-22 63.6% Game: 18-29 62.1%

Deadball  
Rebounds  
3

## Oklahoma State 78 • 1-0

##	Player		Total			3-Ptr			Rebounds			PF	TP	A	TO	Blk	Stl	Min
			FG-FGA	FG-FGA	FT-FTA	Off	Def	Tot	Off	Def	Tot							
41	Solomon, Mitchell	f	2-6	0-3	2-2	3	6	9	2	6	1	1	0	0	0	0	23	
14	N'Guessan, Lucas	c	2-2	0-0	2-4	1	4	5	3	6	0	0	1	0	0	0	25	
01	Smith, Kendall	g	3-11	1-3	3-3	1	3	4	2	10	8	3	0	3	0	3	32	
05	Shine, Tavarius	g	3-9	0-5	5-6	0	5	5	4	11	0	0	1	0	0	25		
21	Waters, Lindy	g	6-10	2-5	0-0	0	7	7	0	14	3	1	1	1	1	30		
00	Averette, Brandon		5-7	1-2	0-0	0	4	4	4	11	5	0	0	2	0	19		
04	Dziagwa, Thomas		4-9	4-9	0-0	0	0	0	3	12	1	3	0	0	0	23		
12	McGriff, Cameron		3-5	2-2	0-0	0	4	4	4	8	0	1	0	0	0	22		
33	Reeves, Trey		0-0	0-0	0-0	0	0	0	0	0	0	1	0	0	0	1		
Team						1	1	2										
Totals			28-59	10-29	12-15	6	34	40	22	78	18	10	3	6			200	

FG % 1st Half: 11-29 37.9% 2nd half: 17-30 56.7% Game: 28-59 47.5%  
 3FG % 1st Half: 3-13 23.1% 2nd half: 7-16 43.8% Game: 10-29 34.5%  
 FT % 1st Half: 9-11 81.8% 2nd half: 3-4 75.0% Game: 12-15 80.0%

Deadball  
Rebounds  
1

Officials: Joe DeRosa, Rodrick Dixon, Tommy Short  
 Technical fouls: Pepperdine-None. Oklahoma State-None.  
 Attendance: 5386  
 Progressive Legends Classic Regional Round Game

Score by periods	1st	2nd	Total
Pepperdine	21	26	47
Oklahoma State	34	44	78

	In	Off	2nd	Fast	
Points	Paint	T/O	Chance	Break	Bench
PEP	14	5	7	2	12
OSU	22	20	9	4	31

Last FG - PEP 2nd-00:55, OSU 2nd-00:42.  
 Largest lead - PEP None, OSU by 31 2nd-01:51.  
 PEP led for 00:00. OSU led for 39:30. Game was tied for 00:30.

Score tied - 0 times.  
 Lead changed - 0 times.