



2017-18 MEN'S BASKETBALL GAME NOTES

PEPPERDINE

WAVES TAKE ON SECOND-SEEDED GAELS IN WCC QUARTERFINALS

2017-18 SCHEDULE/RESULTS

Date	Opponent (TV/Video)	Time/Score
11/10	# at Oklahoma State (FCS)	L 47-78
11/14	Cal Lutheran (TheW.tv)	W 107-82
11/17	Northern Colorado (TheW.tv)	L 82-84
11/20	# UC Santa Barbara (TheW.tv)	L 84-92
11/21	# Oral Roberts (TheW.tv)	W 80-76
11/24	# at #16 Texas A&M (SEC)	L 65-81
11/29	Southern Utah (TheW.tv)	L 82-88
12/2	at Cal Poly	L 81-91
12/5	UC Riverside (TheW.tv)	W 70-59
12/9	Long Beach State (TheW.tv)	L 71-78
12/16	at Belmont	L 62-79
12/19	at Weber State	L 67-72
12/28	* at Santa Clara (TheW.tv)	L 65-72
12/30	* at San Diego (SSN)	L 66-74
1/4	* #19 Gonzaga (ESPNU)	L 59-89
1/6	* San Francisco (SSN)	L 67-80
1/11	* at BYU (BYUtv)	L 63-83
1/13	* Saint Mary's (SSN)	L 67-91
1/18	* at Pacific (TheW.tv)	L 78-92
1/20	* at San Francisco (TheW.tv)	L 73-80
1/25	* Loyola Marymount (SSN)	W 71-70
1/27	* Santa Clara (SSN)	L 59-73
2/1	* at Portland (TheW.tv)	L 76-85 (OT)
2/3	* Pacific (TheW.tv)	L 72-81
2/8	* San Diego (SSN)	L 66-68
2/10	* at Loyola Marymount (TheW.tv)	L 79-85
2/15	* BYU (BYUtv)	L 70-75 (OT)
2/17	* at #9 Gonzaga (SSN)	L 67-81
2/22	* at #22 Saint Mary's (TheW.tv)	L 61-75
2/24	* Portland (TheW.tv)	W 75-64
3/2	% vs. Santa Clara (SSN/BYUtv)	W 85-69
3/3	% vs. #22 Saint Mary's (ESPN2)	9 p.m.

* West Coast Conference game
 # Progressive Legends Classic
 % WCC Championships (Las Vegas, Nev.)
 Home games in **bold**.



PEPPERDINE VS. #22 SAINT MARY'S

Date Saturday, March 3, 2018
 Site Orleans Arena
 Las Vegas, Nevada
 Time 9 p.m.
 TV ESPN2
 Audio WaveCasts
 Series Pepperdine leads 71-69
 Last Meeting Gaels 75, Waves 61
 2/22/2018 in Moraga



PEPPERDINE WAVES

2017-18 Record 6-25
 WCC Record 2-16 (10th)
 Head Coach Marty Wilson
 Website www.PepperdineWaves.com
 Twitter @PeppBasketball

SAINT MARY'S GAELS

2017-18 Record 27-4
 WCC Record 16-2 (2nd)
 Head Coach Randy Bennett
 Website www.SMCGaels.com
 Twitter @saintmaryshoops

WAVEPOINTS

- The Pepperdine men's basketball team continues the 2018 West Coast Conference Championships on Saturday evening in the quarterfinals against second-seeded and 22nd-ranked Saint Mary's at the Orleans Arena in Las Vegas.
- A win would put the 10th-seeded Waves into Monday's semifinals against either BYU or San Diego.
- Pepperdine is 4-5 against Saint Mary's in the WCC Tournament. This is the third meeting in the past five years.
- Pepperdine announced on February 13 that **Marty Wilson** will not return next season as head coach.
- The Waves beat Santa Clara on Friday after shooting 70.8% from the field — a WCC Tournament record and the third-best percentage in program history.
- **Kameron Edwards** scored 25 points against Santa Clara (his second straight game with 20 or more points) and went 11-for-15 from the field.
- **Trae Berhow** scored a career-high 23 against the Broncos and made eight of 10 shots and five of six three-pointers.
- **Colbey Ross** was named to both the WCC All-Freshman and All-WCC honorable mention teams. He has set Pepperdine's freshman record for assists in a season and he's up to #5 on the Waves' overall single-season list with 178. He is the top freshman in the WCC in both scoring (14.0, eighth overall) and assists (5.7, second overall).
- **Amadi Udenyi** recently became just the fourth Wave in program history to record 400 career assists and he had a season-high seven against Santa Clara.
- **Knox Hellums** was named WCC All-Academic honorable mention last week.
- Newcomers to the lineup this season have scored 68.3% of the points.
- This is the third straight season of dealing with major injury issues. Ten of the 13 scholarship players have missed multiple games due to injury or illness, and the Waves have been without multiple key rotation players 24 times in 31 games.



PROJECTED STARTING LINEUP

#	Name	Pos.	Ht.	Wt.	Cl.	Hometown	PPG	RPG	APG
0	Amadi Udenyi	G	6-1	195	Sr.*	Oakland, Calif.	3.1	1.6	3.4
4	Colbey Ross	G	6-1	180	Fr.	Aurora, Colo.	14.0	2.8	5.7
11	Trae Berhow	G	6-5	195	Jr.	Watertown, Minn.	9.9	5.8	0.9
20	Kameron Edwards	F	6-6	230	So.*	Rancho Cucamonga, Calif.	14.7	6.3	1.1
41	Matthew Atewe	C	6-9	250	Sr.*	Toronto, Ont., Canada	6.9	6.1	0.4

PEPPERDINE ATHLETIC COMMUNICATIONS
 Assistant A.D. Roger Horne
 E-Mail roger.horne@pepperdine.edu
 Office 310-506-4455
 Cell 805-279-4551



QUICK FACTS

Location Malibu, Calif. 90263
 Founded 1937 (Malibu Campus 1972)
 Enrollment 8,000 (3,000 undergraduate)
 Nickname Waves
 Colors Blue and Orange
 Conference West Coast
 Home Court Firestone Fieldhouse
 capacity 3,104
 opened 1973
 President Andrew K. Benton
 Athletic Director Dr. Steve Potts
 Athletic Department phone (310) 506-4150
 Ticket Office phone (866) WAVE-TIX

MEN'S BASKETBALL STAFF

Head Coach Marty Wilson (7th season)
 alma mater Pepperdine '89
 Assoc. Head Coach Mark Amaral (7th season)
 alma mater College of Idaho '90
 Assistant Coach John Impelman (5th season)
 alma mater Occidental '08
 Director of Basketball Operations Brandon Veltri
 Graduate Manager Tochi Oti
 Office Phone (310) 506-4161

MEN'S BASKETBALL HISTORY

2016-17 Overall Record 9-22
 2016-17 Conference Record 5-13 (8th)
 2016-17 Postseason WCC first round
 Starters Returning/Lost 1/4
 Letterwinners Returning/Lost 5/7
 Redshirts/Others Returning 4
 Newcomers 8 (5 freshmen/3 transfers)

All-Time Record (entering 2017-18) 1,212-1,058
 seasons 79
 first season 1938-39
 All-Time WCC Record (entering 2017-18) 430-438
 seasons 62
 first season 1955-56
 NCAA Championships Appearances 13
 last 2002
 WCC Regular-Season Championships 12
 last 2002
 WCC Tournament Championships 3
 last 1994

ATHLETIC COMMUNICATIONS

Director/MBKB Contact Roger Home
 office phone (310) 506-4455
 cell phone (805) 279-4551
 e-mail roger.home@pepperdine.edu
 Assistant Dir. Sarah Otteman
 office phone (310) 506-4160
 e-mail sarah.otteman@pepperdine.edu
 Assistant Dir./Video Olivia Arns
 office phone (310) 506-4703
 e-mail olivia.arns@pepperdine.edu
 Address 24255 Pacific Coast Highway
 Malibu, Calif. 90263
 Press Row phone (310) 456-5050

Website www.PepperdineWaves.com
 Twitter @PeppBasketball
 Facebook /PeppBasketball
 Instagram /PepperdineWaves

GAME #32 — Saturday (March 3) at the Orleans Arena in Las Vegas, Nevada: 10th-seeded Pepperdine (6-25, 2-16) vs. second-seeded Saint Mary's (27-4, 16-2) at 9 p.m. in the WCC Championships quarterfinals.

IF PEPPERDINE WINS — Monday (March 5) at the Orleans Arena in Las Vegas, Nevada: Pepperdine vs. either third-seeded BYU or sixth-seeded San Diego in the WCC Championships quarterfinals (time TBA).

WAVECASTS — Fans can listen to all remaining games via WaveCasts at PepperdineWaves.com. Veteran play-by-play man Al Epstein, a 2015 Pepperdine Athletics Hall of Fame inductee, will be behind the microphone (now in his 33rd season, this will be his 1,003rd consecutive broadcast for the Waves).

WATCH — Saturday's game will be shown nationally on ESPN2 with Eric Rothman and Caron Butler on the call.

SOCIAL MEDIA — On Twitter, get the latest news at @PeppBasketball and follow our coaches at @MartyWilson4, @CoachMarkAmaral and @jimpelman. You can also like Pepperdine Men's Basketball (/PeppBasketball) on Facebook, and both PepperdineHoops and PepperdineWaves on Instagram.

COMPETING WITH PURPOSE — The Pepperdine University Department of Athletics is committed to Christian values, to the academic well-being of all our student-athletes and to competing for championships. The Competing With Purpose campaign highlights the commitment to our core values that we dedicate ourselves to daily. Learn more about our exceptional student-athletes on the Competing With Purpose blog at www.PepperdineWaves.com/purpose.

POSTSEASON HONORS — Freshman guard **Colbey Ross** made the WCC All-Freshman team and was on the All-WCC honorable mention list. Sophomore guard **Knox Hellums** earned WCC All-Academic honorable mention status.

WCC HISTORY — In its 32nd WCC Tournament, Pepperdine now has an all-time record of 31-27 (.534) at the WCC Championships and won titles in the 1991, 1992 and 1994 seasons (all under former coach **Tom Asbury**). The Waves have won at least one game at 21 of the tournaments. **Marty Wilson** led the Waves to one of the biggest upsets in tournament history back in 1996 when as the interim coach, he directed eighth-seeded Pepperdine to a victory over a Steve Nash-led, top-seeded Santa Clara team on the Broncos' home floor.

LAST GAME — Pepperdine set a WCC Tournament record and had the third-best

2017-18 PEPPERDINE MEN'S BASKETBALL ROSTER

No.	Name	Pos.	Ht.	Wt.	Yr.	Exp.	Hometown (High School/Last School)
0	Amadi Udenyi	G	6-1	195	Sr.*	3V	Oakland, Calif. (De La Salle HS/St. Thomas More)
1	Elijah Lee	G	5-10	160	So.	1V	Houston, Texas (HCYA Warriors)
2	Eric Cooper Jr.	G	6-3	190	Jr.*	RS	Ontario, Calif. (St. Anthony HS/Nevada)
3	Michael Wexler #	G	5-11	175	Fr.	HS	Plymouth, Minn. (Benilde-St. Margaret's School)
4	Colbey Ross	G	6-1	180	Fr.	HS	Aurora, Colo. (Eaglecrest HS)
5	Jadé Smith	G	6-4	175	Fr.	HS	Oakland, Calif. (St. Joseph Notre Dame HS)
11	Trae Berhow	G	6-5	195	Fr.	HS	Watertown, Minn. (Watertown-Mayer HS)
12	Darnell Dunn	F	6-6	205	Jr.	TR	Kinston, N.C. (Kinston HS/Miami Dade JC)
15	Caleb Martin #	G	6-2	190	So.	1V	Los Angeles, Calif. (Buckley School)
20	Kameron Edwards	F	6-6	230	So.*	1V	Rancho Cucamonga, Caf. (Etiwanda HS)
21	Knox Hellums	G	6-5	195	So.	1V	Tomball, Texas (Concordia Lutheran HS)
22	Harrison Meads	F	6-7	215	Jr.	TR	New Plymouth, New Zealand (Laramie County CC)
31	Nolan Taylor	F	6-7	260	So.	1V	Keller, Texas (Keller HS)
32	Kaijae Yee-Stephens	G	6-1	190	Fr.*	RS	Santa Cruz, Calif. (Santa Cruz HS)
33	Erik Mailliard #	C	6-10	210	Fr.	HS	Dallas, Texas (Parish Episcopal School)
34	Kevin Hempy #	F	6-6	200	Sr.*	1V	Santa Barbara, Calif. (San Marcos HS/Westmont)
41	Matthew Atewe	F/C	6-9	250	Sr.*	TR	Toronto, Ontario, Canada (Notre Dame Prep/Washington)

walk-on * utilized redshirt season

Coaching Staff

Head Coach: Marty Wilson, seventh season (Pepperdine '89)
Associate Head Coach: Mark Amaral, seventh season (College of Idaho '90)
Assistant Coach: John Impelman, fifth season (Occidental '08)
Director of Basketball Operations: Brandon Veltri, first season (Utah '01)
Graduate Manager: Tochi Oti, first season (Whitworth '16)

Pronunciations

Matthew Atewe — ATTA-way Trae Berhow — BURR-how Erik Mailliard — MAL-yerd Jadé Smith — jaw-DEE
 Amadi Udenyi — uh-MAH-dee you-DEE-knee Kaijae Yee-Stephens — KAI-zhay

BY THE NUMBERS

Double-Doubles

	2017	2016	2015	2014	2013	Career
	-18	-17	-16	-15	-14	
Matthew Atewe	2	—	—	—	—	2
Kameron Edwards	2	—	0	—	—	2
Darnell Dunn	1	—	—	—	—	1
Nolan Taylor	0	1	—	—	—	1

Double-Figure Points

	2017	2016	2015	2014	2013	Career
	-18	-17	-16	-15	-14	
Colbey Ross	21	—	—	—	—	21
Trae Berhow	16	—	—	—	—	16
Kameron Edwards	14	—	7	—	—	21
Eric Cooper Jr.	12	—	—	—	—	12
Matthew Atewe	7	—	—	—	—	7
Nolan Taylor	6	7	—	—	—	13
Darnell Dunn	5	—	—	—	—	5
Knox Hellums	4	2	—	—	—	6
Jade' Smith	1	—	—	—	—	1
Amadi Udenyi	0	2	4	6	4	16
Elijah Lee	0	2	—	—	—	2

20-Plus Points Games

	2017	2016	2015	2014	2013	Career
	-18	-17	-16	-15	-14	
Colbey Ross	8	—	—	—	—	8
Kameron Edwards	6	—	0	—	—	6
Trae Berhow	1	—	—	—	—	1
Eric Cooper Jr.	1	—	—	—	—	1
Nolan Taylor	0	1	—	—	—	1

Led Pepperdine in Points (or tied for lead)

	2017	2016	2015	2014	2013	Career
	-18	-17	-16	-15	-14	
Colbey Ross	11	—	—	—	—	11
Kameron Edwards	9	—	0	—	—	9
Eric Cooper Jr.	5	—	—	—	—	5
Trae Berhow	5	—	—	—	—	5
Matthew Atewe	3	—	—	—	—	3
Nolan Taylor	1	1	—	—	—	2
Darnell Dunn	1	—	—	—	—	1
Knox Hellums	1	0	—	—	—	1
Amadi Udenyi	0	0	0	1	1	2

Double-Figure Rebounds

	2017	2016	2015	2014	2013	Career
	-18	-17	-16	-15	-14	
Matthew Atewe	4	—	—	—	—	4
Kameron Edwards	2	—	1	—	—	3
Trae Berhow	1	—	—	—	—	1
Darnell Dunn	1	—	—	—	—	1
Nolan Taylor	0	1	—	—	—	1

Led Pepperdine in Rebounds (or tied for lead)

	2017	2016	2015	2014	2013	Career
	-18	-17	-16	15	-14	
Matthew Atewe	13	—	—	—	—	13
Trae Berhow	11	—	—	—	—	11
Kameron Edwards	7	—	3	—	—	10
Nolan Taylor	3	3	—	—	—	6
Darnell Dunn	3	—	—	—	—	3
Harrison Meads	1	—	—	—	—	1
Jade' Smith	1	—	—	—	—	1
Amadi Udenyi	1	0	0	0	0	1
Elijah Lee	0	1	—	—	—	1

Double-Figure Assists

	2017	2016	2015	2014	2013	Career
	-18	-17	-16	-15	-14	
Colbey Ross	1	—	—	—	—	1
Amadi Udenyi	0	0	1	0	0	1

Led Pepperdine in Assists (or tied for lead)

	2017	2016	2015	2014	2013	Career
	-18	-17	-16	-15	-14	
Colbey Ross	28	—	—	—	—	28
Amadi Udenyi	8	4	21	13	8	54
Eric Cooper Jr.	2	—	—	—	—	2
Darnell Dunne	1	—	—	—	—	1
Jade' Smith	1	—	—	—	—	1
Elijah Lee	0	10	—	—	—	10
Nolan Taylor	0	4	—	—	—	4

(stats at Pepperdine only)

shooting night in program history at 70.8%, leading to an 85-69 victory over Santa Clara in the first round of the WCC Championships on Friday. **Kameron Edwards** (11-for-15) scored 25 points and **Trae Berhow** (8-for-10, with 5-for-6 from three) scored a career-high 23. The Waves jumped out to a 21-5 lead a little more than seven minutes into the game and had a 38-24 lead at halftime.

MORE LAST GAME NOTES — This was Pepperdine's first win away from Firestone Fieldhouse this season ... It was Pepperdine's first win against a higher-seeded team at the WCC Tournament since 1996 (in a game where **Marty Wilson** was the interim head coach) ... The Waves won for the first time ever on a neutral court against the Broncos (they were 0-7).

INJURIES — This is now the third consecutive season with dire injury woes, as nearly the entire team has been sidelined at one time or another. Ten of the Waves' 13 scholarship players have missed multiple games due to injury or illness. Pepperdine has been without multiple key rotation players 24 times in 31 games. So far, the Waves have lost 78 player-games to injury or illness.

Current injuries: **Eric Cooper Jr.** missed the first nine games of the season with a shoulder injury, which resurfaced and kept him out of the last three games ... **Harrison Meads** (concussion) hasn't played the last seven games ... **Nolan Taylor** suffered a shoulder injury vs. Gonzaga (1/4), and later had successful shoulder surgery on Jan. 26. He missed the final 15 games of the regular season.

Previous games missed: **Kameron Edwards** suffered a concussion vs. UC Riverside (12/5) and missed nine games before returning at Pacific (1/18) ... **Amadi Udenyi** sat out two early-season games with a concussion and missed the first two WCC games with an ankle injury ... **Matthew Atewe** (back) started at center the first seven games but then missed four games before returning vs. Weber State (12/19) ... An injury redshirt last season, **Kaijae Yee-Stephens** (knee) missed the first 13 games before making his first appearance at San Diego (12/30) ... **Elijah Lee** has missed two games due to illness and **Knox Hellums** missed one with an illness ... **Jade' Smith** suffered a concussion vs. San Francisco (1/6) and missed eight games ... **Trae Berhow** (ankle) missed the Pacific (2/3) and San Diego (2/8) games.

The Waves put together a winning season in 2015-16 despite losing three shooting guards to season-ending injuries. But last season, the Waves were down three starters and four players in all by the end of the year, by far the largest reason for last year's slide. There were a total of 99 player-games lost due to injury or illness in 2016-17.

SEASON OF CHANGE — Newcomers to the lineup have scored 68.3% of the points this season. According to KenPom, the Waves rank among the bottom 10 teams in the country in continuity (minutes played last year vs. minutes played this year) as well as one the 50 least-experienced teams. Among the eight players who saw action vs. Santa Clara on Friday were three true freshmen, two transfers in their first playing season, two injury redshirts from last season and one regular from last year's rotation. Injuries haven't allowed for any consistency, and the Waves have utilized 13 different starting lineups. **Colbey Ross** and **Darnell Dunn** are the only two players to appear in all 31 games.

EDWARDS — **Kameron Edwards**, who earned WCC All-Freshman honors two seasons ago (7.2 ppg, 4.2 rpg), saw no action in 2016-17 after suffering a fractured jaw during a preseason scrimmage.

There was more bad luck this season, as Edwards was forced to sit out nine games due to a concussion suffered on December 5 vs. UC Riverside. At the time of the injury, he was averaging 15.9 points and 6.8 rebounds (ranking sixth and eighth in the WCC at the time). Edwards finally returned on January 18 at Pacific but was coming off a month with little physical activity. He's now averaging 14.7 points and 6.3 rebounds on the season (he's averaging 13.9 points in the 13 games since his return). He's coming off his fifth and sixth 20-point games of the season with 22 vs. Portland (2/24) and 25 vs. Santa Clara (3/2).

Edwards had the first four 20-point games of his career during non-conference play, all in a five-game span. That included a career-high 27 points vs. UC Santa Barbara (11/20), a 20-point, nine-rebound effort at Texas A&M (11/24) and 25 points and a career-high 16 rebounds vs. Southern Utah (11/29). He's only the second Wave in the last 13 seasons to post at least 25 points and 15 rebounds in a game.

CAREER RECORDS LIST

ASSISTS

No.	Name	Assists
1.	Jeremy Major (2014-17)	494
2.	Mark Wilson (1981-84)	450
3.	Jon Korfias (1984-86)	438
4.	Amadi Udenyi (2014-present)	423
5.	Doug Christie (1990-92)	395
6.	Tezale Archie (1996-00)	379
7.	Dane Suttle (1980-83)	372
8.	Ricardo Brown (1979-80)	365
9.	Damin Lopez (1990-94)	363
10.	Bryan Parker (1993-94)	357
11.	Marty Wilson (1985-89)	342

SINGLE-SEASON RECORDS LIST

ASSISTS

No.	Name	Assists
1.	Tezale Archie (1999-00)	208
2.	Bryan Parker (1992-93)	203
3.	Ricardo Brown (1978-79)	197
4.	Jon Korfias (1985-86)	187
5.	Colbey Ross (2017-18)	178
6.	Jon Korfias (1984-85)	177
7.	Ricardo Brown (1979-80)	168
8.	Marty Wilson (1988-89)	166
9.	Donny Moore (1987-88)	164
10.	Tony Fuller (1978-79)	159
11.	Bryan Parker (1993-94)	154

FRESHMAN RECORDS LISTS

POINTS PER GAME

1.	Tyrone Shelley (2007-08)	15.1
2.	Ollie Matson (1974-75)	14.2
3.	Michael Gerrity (2005-06)	14.1
	Colbey Ross (2017-18)	14.0

TOTAL ASSISTS

1.	Colbey Ross (2017-18)	178
2.	Jeremy Major (2013-14)	138
3.	Shaun Davis (2003-04)	108
4.	Flintie Ray Williams (1975-76)	95

ASSISTS PER GAME

1.	Colbey Ross (2017-18)	5.7
2.	Jeremy Major (2013-14)	4.5
3.	Shaun Davis (2003-04)	4.2
4.	Flintie Ray Williams (1975-76)	3.7

FREE THROW PERCENTAGE

1.	Colbey Ross (2017-18)	.817
2.	Alex Acker (2002-03)	.814
3.	Tyrone Shelley (2007-08)	.763
4.	Stacy Davis (2012-13)	.750

THREE-POINT PERCENTAGE

1.	Craig Davis (1986-87)	.437
2.	Colbey Ross (2017-18)	.432
3.	Alex Acker (2002-03)	.426
4.	Knox Hellums (2016-17)	.423

UDENYI — If not for injuries, fifth-year senior point guard **Amadi Udenyi** would have given **Jeremy Major** a run at who would become the Waves' all-time leader in assists first. Unfortunately, Udenyi has been robbed of parts of four of his five seasons. Still, he's now fourth all-time in assists at Pepperdine with 423. He knocked head coach **Marty Wilson** out of the top 10 earlier this season.

Udenyi missed 10 games as a freshman due to a knee injury. He then tore his left Achilles tendon in the 26th game of his sophomore season. He played his entire junior year and averaged 4.9 points and 4.5 assists while ranking second in the WCC and 20th nationally in assist/turnover ratio (3.0).

The Waves started last season 4-1 with a healthy Udenyi, but struggled the rest of the way after he went down with a torn right Achilles tendon in game seven. Rather than call it a career, Udenyi decided to make another comeback, apply for a medical redshirt and use his fifth year of eligibility.

He ranks 10th in the WCC in assists this season at 3.4 per game overall, and was 11th in conference games only at 3.2.

FRESHMEN — Pepperdine welcomed a terrific freshman class and the three first-year players are all performing key roles.

Colbey Ross, the only Wave to start all 31 games, leads all WCC freshmen in both scoring (14.0) and assists (5.7), ranking eighth and second overall, respectively. He also led all first-year players in league-only stats with 14.1 points and 5.9 assists (also good for eighth and second in the conference).

He has 178 assists on the season and set the Pepperdine freshman record in game 26 at LMU (2/10), breaking the previous mark set by **Jeremy Major**. Ross is now up to #5 on the Waves' overall single-season list. He's only the third Pepperdine freshman ever to get 100 assists in a season, and it took him only 20 games. He has the most assists by any Wave in a season since Tezale Archie set the school record in 2000. Ross' 106 assists in conference play were the third-most in Pepperdine history.

Ross is one of the conference's most accurate three-point shooters, ranking fourth overall (43.2%) and fifth in league play (46.0%). He's ninth overall in free throw shooting (81.7%). He could set more Pepperdine freshman records for both three-point and free throw shooting.

Ross has twice sent games to overtime with baskets near the end of regulation, converting a three-pointer at Portland (2/1) with 11 seconds left, and a driving lay-up vs. BYU (2/15) with seven seconds left.

Ross has had a team-high eight 20-point games, including 25 vs. UC Santa Barbara (11/20) and at Pacific (1/18), 23 vs. San Francisco (1/6), 21 at Gonzaga (2/17) and 20 at Santa Clara (12/28) and vs. San Diego (2/8). He had a season-high 10 assists vs. LMU (1/25). He made the Legends Classic Malibu Subregional all-tournament team after averaging 23.0 points in the two games.

Trae Berhow is averaging 9.9 points and 5.8 rebounds. He ranks 14th in the WCC in rebounding overall and was 12th in league games only at 6.0. He scored 15 points four times during the regular season, then set a new career high with 23 in the first-round WCC Tournament win over Santa Clara (3.2). His three-pointer with 1.2 seconds left beat LMU (1/25), and he also had 11 rebounds in that game.

Jadé Smith, who missed eight conference games with a concussion, is contributing 4.0 points, 2.7 rebounds, 1.3 assists and 1.0 steals. Against BYU (2/15), he became the first Wave since 2013 to record five steals in a game.

ATEWE — This is the third time in five years that the Waves are featuring a graduate transfer from the Pac-12 in the post, with **Matthew Atewe**, a Toronto native who has played at both Auburn and Washington, following in the footsteps of **Brendan Lane** (UCLA) and **Chris Reyes** (Utah).

Atewe averaged 2.2 points and 2.3 rebounds with the Huskies last season. He's at 6.9 and 6.1, respectively, this season. Overall, he's 11th in the WCC in rebounding, and in league play only, he was tied for eighth at 6.7 per game.

CAREER STATS AT WCC CHAMPS

	GP/GS	PPG	RPG	APG	MPG
Berhow	1/1	23.0	2.0	0.0	33.0
Ross	1/1	15.0	1.0	7.0	30.0
Udenyi	4/2	9.5	2.3	4.5	26.5
Dunn	1/0	9.0	2.0	0.0	28.0
Atewe	1/1	8.0	7.0	2.0	23.0
Lee	1/0	7.0	1.0	3.0	16.0
Taylor	1/1	6.0	2.0	1.0	28.0
Hellums	2/0	1.5	1.0	0.0	12.5
Edwards	3/3	1.0	5.3	1.0	21.3
Hempy	1/1	0.0	7.0	2.0	36.0
Smith	1/0	0.0	1.0	0.0	8.0

(stats with Pepperdine only)

WCC STANDINGS/SCHEDULE

	WCC	Overall
Gonzaga	17-1	27-4
Saint Mary's	16-2	27-4
Brigham Young	11-7	22-9
San Diego	9-9	18-12
San Francisco	9-9	17-14
Pacific	9-9	14-17
Santa Clara	8-10	11-20
Loyola Marymount	5-13	11-19
Portland	4-14	10-22
Pepperdine	2-16	6-25

WCC CHAMPIONSHIPS

Friday, March 2

#8 LMU 78, #9 Portland 72
#10 Pepperdine 85, #7 Santa Clara 69

Saturday, March 3

#3 BYU vs. #6 San Diego, 1pm (SSN)
#4 San Francisco vs. #5 Pacific, 3pm (SSN)
#1 Gonzaga vs. #8 LMU, 7pm (ESPN2)
#2 Saint Mary's vs. #10 Pepperdine, 9pm (ESPN2)

Monday, March 5

Semifinal #1, 6pm (ESPN)
Semifinal #2, 8:30pm (ESPN2)

Tuesday, March 6

Championship, 6pm (ESPN)

WAVES IN THE WCC STATS

Category	All		WCC	
	Games	PI.	Only	PI.
Scoring Offense	71.5	5th	68.6	6th
Scoring Defense	78.9	10th	78.8	10th
Scoring Margin	-7.4	10th	-10.2	10th
Free Throw Pct.	.701	8th	.703	8th
FG Pct.	.451	5th	.430	8th
FG Pct. Defense	.487	8th	.492	8th
3FG Pct.	.342	6th	.364	2nd
3FG Pct. Defense	.398	9th	.412	10th
Rebounding Offense	33.8	4th	32.6	3rd
Rebounding Defense	32.5	5th	33.6	9th
Rebounding Margin	+1.3	4th	-0.9	6th
Blocked Shots	2.1	10th	2.6	9th
Assists	14.3	5th	14.1	5th
Steals	4.8	9th	4.9	9th
Turnover Margin	-1.3	10th	-0.8	7th
Assist/Turnover Ratio	1.2	4th	1.3	4th
Defensive Reb Pct.	.736	5th	.740	5th
Offensive Reb Pct.	.297	4th	.270	5th
3-Point FG Made	5.8	9th	6.3	6th

In WCC games only he blocked 1.3 shots per game (ranking tied for fifth) and overall he's 10th at 0.9 per contest.

His career high at his previous two stops was six points but his new best is 19 against San Diego (2/8). He notched his first career double-double with 15 points and 10 rebounds against Northern Colorado (11/17), and got another with career highs of 19 points and 14 rebounds vs. USD (2/8). He also had 11 rebounds vs. BYU (2/15), 10 rebounds at Pacific (1/18) and had an 18-point game at LMU (2/10).

COOPER — The Waves finally got **Eric Cooper Jr.** available on December 9 after the junior guard missed the first nine games of the season with a shoulder injury, but he's been out the last three games with the same issue. The Nevada transfer is averaging 13.2 points overall, including a career-high 25 at Pacific (1/18) and 19 against both Gonzaga (1/4) and Saint Mary's (1/13). In league play only, Cooper averaged 13.4 points (12th in the conference) and 2.3 three-pointers per game (fourth).

TAYLOR — The graduation of last year's leading players left sophomore forward **Nolan Taylor** as the team's top returner in scoring (7.1) and rebounding (3.7). He's a standout on and off the floor, as he serves as a co-vice president of Pepperdine Athletics' Waves Leadership Council (the Waves' version of SAAC). He averaged 8.9 points and 4.0 rebounds before suffering what turned out to be a season-ending shoulder injury on Jan. 4, which required surgery.

HEMPY — **Kevin Hempy** had a remarkable 2016-17, going from making the team via a walk-on tryout to starting the final three games of the season. Though he graduated in the spring, he decided to return for his final year of eligibility despite facing the rigors of being a first-year law student at Pepperdine. There are only a couple of other known instances of a Division I men's basketball student-athlete who has attended law school at the same time.

CLOSE WCC GAMES — In 11 of their WCC losses, the Waves kept the game close deep into the second half. Unfortunately, the Waves only pulled off one win in a close game, the home victory against LMU (1/25) that required a near-miracle (down three with 4.5 seconds left, after one made free throw, a purposefully missed free throw was tipped out for a game-winning three-pointer).

Here's a rundown of the near misses: 12/28 at Santa Clara, trailed by one with 3:30 left ... 12/30 at San Diego, trailed by two with 2:30 left ... 1/6 vs. San Francisco, trailed by four with 8:30 left ... 1/18 at Pacific, trailed by four with 4:30 left ... 1/20 at San Francisco, trailed by two with 3:50 left ... 2/1 at Portland, sent the game to overtime ... 2/3 vs. Pacific, trailed by two with 5:40 left ... 2/8 vs. San Diego, led with under four minutes to go ... 2/10 at LMU, trailed by five with 1:30 left ... 2/15 vs. BYU, led by one with under a minute to go in regulation, and by two with 2:30 to go in overtime ... 2/17 at Gonzaga, trailed by two with 7:30 left.

MORE WCC NOTES — Pepperdine recorded its 100th win over LMU (in the 167th meeting). The Waves have now beaten the Lions six straight times in Firestone Fieldhouse and in 19 of the last 20 in Malibu ... Pepperdine beat Portland for the seventh time in the last eight years in Firestone Fieldhouse.

NON-CONFERENCE NOTES — Pepperdine played in four games as part of the Progressive Legends Classic (visiting Oklahoma State and then-#16 Texas A&M) and hosting a subregional where the Waves played UC Santa Barbara and Oral Roberts ... The Waves overcame a 15-point second-half deficit to beat Oral Roberts ... Pepperdine's 107 points against Cal Lutheran was the first time breaking the century mark since January 2008.

ROSTER NUMBERS — The breakdown is two graduate students, one redshirt senior, three juniors, five sophomores, one redshirt freshman and five true freshmen. The scholarship breakdown is one graduate student, one redshirt senior, three juniors, four sophomores, one redshirt freshman and three true freshmen.

Returning players accounted for 23.3% of last year's points, 25.3% of the rebounds, 36.2% of the assists, 11.9% of the blocks, 40.8% of the steals and 32.6% of the minutes played.

Eight returning players appeared in a game previously for the Waves, through three of them were injured last season and received redshirts. Three players began the season

**PEPPERDINE'S
STARTING LINEUPS**

Opponent

at OkSt (L) (1) Atewe-Berhow-Edwards-Ross-Udenyi
 vs. CLU (W) (2) Atewe-Berhow-Edwards-Ross-Smith
 vs. UNC (L) Atewe-Berhow-Edwards-Ross-Smith
 vs. UCSB (L) Atewe-Berhow-Edwards-Ross-Udenyi
 vs. ORU (W) Atewe-Berhow-Edwards-Ross-Udenyi
 at TAMU (L) Atewe-Berhow-Edwards-Ross-Udenyi
 vs. SUU (L) Atewe-Berhow-Edwards-Ross-Udenyi
 at CP (L) (3) Berhow-Edwards-Ross-Taylor-Udenyi
 vs. UCR (W) Berhow-Edwards-Ross-Taylor-Udenyi
 vs. LBSU (L) (4) Berhow-Dunn-Ross-Taylor-Udenyi
 at BEL (L) (5) Berhow-Ross-Smith-Taylor-Udenyi
 at WSU (L) (6) Cooper-Meads-Ross-Smith-Taylor
 at SCU (L) (7) Berhow-Cooper-Ross-Smith-Taylor
 at USD (L) Berhow-Cooper-Ross-Smith-Taylor
 vs. GON (L) (8) Atewe-Berhow-Cooper-Dunn-Ross
 vs. USF (L) (9) Berhow-Cooper-Dunn-Meads-Ross
 at BYU (L) Atewe-Berhow-Cooper-Dunn-Ross
 vs. SMC (L) (10) Atewe-Berhow-Cooper-Ross-Udenyi
 at PAC (L) Atewe-Berhow-Cooper-Dunn-Ross
 at USF (L) Atewe-Berhow-Cooper-Dunn-Ross
 vs. LMU (W) (11) Atewe-Berhow-Cooper-Edwards-Ross
 vs. SCU (L) Atewe-Berhow-Cooper-Edwards-Ross
 at POR (L) Atewe-Berhow-Cooper-Edwards-Ross
 vs. PAC (L) (12) Atewe-Cooper-Edwards-Ross-Udenyi
 vs. USD (L) Atewe-Cooper-Edwards-Ross-Udenyi
 at LMU (L) Atewe-Berhow-Cooper-Edwards-Ross
 vs. BYU (L) Atewe-Berhow-Cooper-Edwards-Ross
 at GON (L) Atewe-Berhow-Cooper-Edwards-Ross
 at SMC (L) Atewe-Berhow-Edwards-Ross-Udenyi
 vs. POR (W) (13) Atewe-Edwards-Hempy-Ross-Udenyi
 vs. SCU (W) Atewe-Berhow-Edwards-Ross-Udenyi

Name	Career Starts	Consecutive Starts
Matthew Atewe	23	15
Trae Berhow	27	1
Eric Cooper Jr.	17	0
Darnell Dunn	6	0
Kameron Edwards	48	11
Knox Hellums	8	0
Kevin Hempy	4	0
Elijah Lee	9	0
Harrison Meads	2	0
Colbey Ross	31	31
Jadé Smith	6	0
Nolan Taylor	27	0
Amadi Udenyi	48	3

(stats at Pepperdine only)

having made 20 or more career starts.

RECRUIT — The Waves will have a pair of Edwards on the roster the next two seasons. **Kameron Edwards'** younger brother, **Kessler Edwards**, committed during the November NLI signing period. The 6-foot-7 forward from Etiwanda High School was named to the Burlison on Basketball Southern California All-Junior second team (listing him as one of the top 10 juniors in the region) and to the Daily Bulletin's All-Area first team after averaging 17 points and nine rebounds last season. He also plays for Prodigy Elite.

2016-17 SEASON — The Waves expected to have another good season (they were picked fourth in the preseason coaches' poll) but one injury after another took its toll and the Waves slid to 9-22 overall and eighth place in the WCC. **Lamond Murray Jr.** led the conference in scoring (21.4), the eighth-highest mark in program history, and made the All-WCC first team. **Jeremy Major** graduated as the program's all-time leader in assists and games started.

ACADEMICS — **Marty Wilson** takes his team's academics very seriously, and the results have been very good. Since Wilson's return to the program in 2008-09, players have earned 12 spots on the NABC Honors Court, 13 WCC All-Academic nods and 32 WCC Commissioner's Honor Roll appearances. **Malte Kramer** was Pepperdine's co-Valedictorian and became the program's first-ever CoSIDA Academic All-American in 2014.

PEPPERDINE BASKETBALL — This is the 80th season of Pepperdine men's basketball, and the 45th season that the Waves have called Firestone Fieldhouse home. The Waves began the campaign with an all-time record of 1,212-1,058 (.534). Pepperdine has been to the NCAA Tournament 13 times (last in 2002) and has won 12 West Coast Conference regular-season titles (last in 2002) and three WCC Tournament crowns (last in 1994).

WAVES IN THE PROS — Pepperdine once had a streak of 34 consecutive seasons with at least one Pepperdine alum on an NBA roster, which began in 1976-77 after the ABA/NBA merger and ended in 2010-11. Seventeen former Pepperdine players have seen action in the NBA, a list that includes notables such as **Dennis Johnson** (a 2010 Naismith Hall of Fame inductee, the 1979 NBA Finals MVP and a three-time NBA champion) and **Doug Christie** (a 15-year NBA veteran who was a mainstay on the All-Defensive Team). **Mychel Thompson** is the most recent Wave to play in the NBA, appearing in five games for the Cleveland Cavaliers in 2011-12. Two Waves — **Yakhouba Diawara** (2012/France) and **Marcos Leite** (1972, 1980, 1984/Brazil) — have competed at the Olympics.

Several alums are currently playing overseas, including recent graduates **Stacy Davis** (France), **Lamond Murray Jr.** (Greece), **Jeremy Major** (Cyprus), **Chris Reyes** (Austria), **Brendan Lane** (Japan) and **Nikolas Skouen** (Norway).

NCAA WEST REGIONAL — Pepperdine University is once again the host institution for the NCAA Division I Men's Basketball West Regional Championship in 2018. The Waves partnered with AEG/Staples Center and the Los Angeles Sports & Entertainment Commission to bring NCAA postseason basketball to the City of Angels for the first time since 1994 with previous hosting stints in 2013 and 2015. And, with the 2020 West Regional also awarded to L.A., that'll be four regionals in eight seasons put on by Pepperdine.

PEPPERDINE HIGHS/LOWS

Most Points.....	107 vs. Cal Lutheran (11/14)
Fewest Points.....	47 at Oklahoma St. (11/10)
Most 1st Half Points.....	59 vs. Cal Lutheran (11/14)
Fewest 1st Half Points.....	21 at Oklahoma St. (11/10)
Most 2nd Half Points ...	53 vs. Southern Utah (11/29)
Fewest 2nd Half Points...	26 at Oklahoma St. (11/10)
Best FG Pct.....	.708 vs. Santa Clara (3/2)
Worst FG Pct.....	.283 at Oklahoma St. (11/10)
3-Pt. FGs Made.....	9 at LMU (2/10)
3-Pt. FGs Attempted.....	25 vs. Pacific (2/3)
Free Throws Made.....	22 vs. San Diego (2/8)
Free Throws Attempted.....	29, twice
Rebounds.....	46 vs. Cal Lutheran (11/14)
Fewest Rebounds.....	19, twice
Best Rebound Margin....	+22 vs. Cal Lutheran (11/14)
Worst Rebound Margin....	-19 vs. Saint Mary's (1/13)
Assists.....	20 vs. Portland (2/24)
Fewest Assists.....	6 at Oklahoma St. (11/10)
Most Turnovers.....	20 vs. UCSB (11/20)
Fewest Turnovers.....	4, twice
Best Turnover Margin.....	+11 vs. Saint Mary's (1/13)
Worst Turnover Margin.....	-14 vs. UCSB (11/20)
Blocked Shots.....	8 vs. San Diego (2/8)
Steals.....	12 vs. Portland (2/24)

OPPONENT HIGHS/LOWS

Most Opp. Points.....	92, twice
Fewest Opp. Points.....	59 by UC Riverside (12/5)
Most Opp. 1st Half Pts.....	47, twice
Fewest Opp. 1st Half Pts.....	17 by Portland (2/24)
Most Opp. 2nd Half Pts.....	54 by Cal Poly (12/2)
Fewest Opp. 2nd Half Pts.....	26 by Portland (2/1)
Opp. FG Pct.....	.667 by Saint Mary's (1/13)
Worst Opp. FG Pct.....	.380 by San Diego (2/8)
Opp. 3-Pt. FGs Made.....	16 by Belmont (12/16)
Opp. 3-Pt. FGs Attempted.....	35 by Belmont (12/16)
Opp. FTs Made.....	25 by No. Colorado (11/17)
Opp. FTs Attempted.....	37 by No. Colorado (11/17)
Opp. Rebounds.....	44 by Texas A&M (11/24)
Fewest Opp. Rebounds.....	22 by UCSB (11/20)
Opp. Assists.....	28 by Saint Mary's (1/13)
Fewest Opp. Assists.....	5 by Santa Clara (3/2)
Most Opp. Turnovers.....	17, twice
Fewest Opp. Turnovers.....	3 by Saint Mary's (2/22)
Blocked Shots.....	11 by Texas A&M (11/24)
Steals.....	11 by Santa Clara (12/28)

PLAYER SUPERLATIVES

Points.....	27 by K. Edwards vs. UCSB (11/20)
FG Made.....	13 by K. Edwards vs. UCSB (11/20)
FG Attempts.....	19 by K. Edwards vs. SCU (1/27)
3FG Made.....	5 by Trae Berhow vs. SCU (3/2)
3FG Attempts.....	10 by E. Cooper Jr. vs. PAC (2/3)
FT Made.....	9 by C. Ross (2x) & N. Taylor (1x)
FT Attempts.....	12 by K. Edwards vs. TAMU (11/24)
Rebounds.....	16, by K. Edwards vs. So. Utah (11/29)
Assists.....	10, by C. Ross vs. LMU (1/25)
Blocked Shots.....	5, by M. Atewe (2x)
Steals.....	5, by J. Smith vs. BYU (2/15)

MARTY WILSON

This is **Marty Wilson's** seventh year as head coach at Pepperdine and his 21st season in Malibu in any capacity. He has compiled an impressive record here beginning as a student-athlete (1985-89), continuing as an assistant coach (1991-96, which included a brief stint as the interim head coach) and then returning as the associate head coach for three seasons (2009-11) under **Tom Asbury**. He was elevated to the position of head coach following Asbury's retirement after the 2010-11 season. Wilson was also an assistant at San Diego, UC Santa Barbara and Utah in between stints at Pepperdine and he is now in his 28th season as a Division I coach. He ended his playing career #5 all-time in assists at Pepperdine with 342 (he's now #11). The team went to the NCAA Tournament twice and the NIT twice in Wilson's four seasons on the court. As a Pepperdine assistant, the team took part in the NCAA Tournament three times and the NIT once. The Waves have played in the CBI twice while he's been head coach. Wilson's son Jalon, a junior at Pepperdine, is one of the team's student managers. Wilson entered the 2017-18 season with an 82-103 record as Pepperdine's full-time head coach (85-113 including his time as the interim coach).



WILSONISMS

Some of these may be borrowed from other programs, but **Marty Wilson** has several expressions and acronyms he often uses that help define his coaching philosophy. **Both Feet In:** Players are expected to fully buy in to the program. When Wilson is speaking to the team at center court, everyone must have both feet in the jump circle ... **OKGs:** Wilson looks to recruit "our kind of guys," student-athletes who will represent Pepperdine well and succeed academically and athletically ... **Show Me, Don't Tell Me:** Actions speak louder than words ... **GID:** There isn't always a perfect way to accomplish something, so players just have to "get it done" ... **DAT:** The Waves use the words "discipline, accountability and trust" as part of a triangle and expect their student-athletes to embrace these ideals.

ASSISTANTS

Associate head coach **Mark Amaral**, who is in his seventh season with the Waves, joined the staff when Marty Wilson was named head coach. Amaral and Wilson were assistants together at UC Santa Barbara for four seasons. **John Impelman**, who was initially a graduate manager before coming back as the director of operations, was promoted to assistant coach before the 2013-14 season. Impelman is the great-grandson of UCLA coaching legend John Wooden, and his father Craig is a former Pepperdine assistant coach. **Brandon Veltri** is in his first season as the director of operations.

PEPPERDINE

Pepperdine boasts a one-of-a-kind athletic department with unprecedented success for a school of its size. The Waves have won NCAA Division I championships in five different men's sports — one of just 18 schools to have accomplished this feat — and nine overall. Of this elite group, Pepperdine has the smallest undergraduate enrollment, is the only school without football and is the only university that has not been affiliated with a "major" conference. The Waves have won a total of 25 team or individual national championships in their history. Pepperdine has also earned the Division I-AAA All-Sports Trophy, an award based on postseason success that's given to the top non-football school, three times (most recently in 2011-12). Located in scenic Malibu, California, the university overlooks the Pacific Ocean and its campus and athletic facilities are regularly voted among the nation's most beautiful. Pepperdine, which is affiliated with the Church of Christ, ranks #46 overall on U.S. News and World Report's list of America's best colleges.

PEPPERDINE TV/RADIO ROSTER



0

AMADI UDENYI
RS SR • G • 6-1 • 195
Oakland, Calif.
De La Salle HS



1

ELIJAH LEE
SO • G • 5-10 • 160
Houston, Texas
HCYA Warriors




2

ERIC COOPER JR.
RS JR • G • 6-3 • 190
Ontario, Calif.
St. Anthony HS/Nevada



3

MICHAEL WEXLER
FR • G • 5-11 • 175
Plymouth, Minn.
Benilde-St. Margaret's



4

COLBEY ROSS
FR • G • 6-1 • 180
Aurora, Colo.
Eaglecrest HS



5

JADÉ SMITH
FR • G • 6-4 • 175
Oakland, Calif.
St. Joseph Notre Dame HS




11

TRAE BERHOW
FR • G • 6-5 • 195
Watertown, Minn.
Watertown-Mayer HS




12

DARNELL DUNN
JR • F • 6-6 • 205
Kinston, N.C.
Kinston HS/Miami Dade JC



15

CALEB MARTIN
SO • G • 6-2 • 190
Los Angeles, Calif.
Buckley School



20

KAMERON EDWARDS
RS SO • F • 6-6 • 230
Rancho Cucamonga, Calif.
Etiwanda HS



21

KNOX HELLUMS
SO • G • 6-5 • 195
Tomball, Texas
Concordia Lutheran HS



22

HARRISON MEADS
JR • F • 6-7 • 215
New Plymouth, New Zealand
Laramie County CC



31

NOLAN TAYLOR
SO • F • 6-7 • 260
Keller, Texas
Keller HS



32

KAIJAE YEE-STEPHENS
RS FR • G • 6-1 • 190
Santa Cruz, Calif.
Santa Cruz HS



33

ERIK MAILLIARD
FR • C • 6-10 • 210
Dallas, Texas
Parish Episcopal School



34

KEVIN HEMPY
RS SR • F • 6-6 • 200
Santa Barbara, Calif.
San Marcos HS/Westmont



41

MATTHEW ATEWE
RS SR • F/C • 6-9 • 250
Toronto, Ont., Canada
N.D. Prep/Washington

PEPPERDINE STUDENT-ATHLETE RESUMES

#41 MATTHEW ATEWE

6-9 • RS SR • F/C • Toronto, Ontario, Canada

- **Washington:** Graduated from UWV with a degree in political science in June 2017 ... Averaged 2.2 points and 2.3 rebounds in 8.7 minutes in 2016-17 ... Sat out the 2015-16 season per NCAA transfer rules.
- **Auburn:** Missed the entire 2014-15 season due to injury ... As a 2013-14 freshman, averaged 1.5 points and 3.4 rebounds in 14.4 minutes ... Had a 13-rebound effort vs. Kentucky.
- **HS:** Graduated from Notre Dame Prep in Massachusetts and also attended Father Henry Karr Catholic Secondary School in Toronto.
- **Canada:** A former member of the Canadian Junior National Team who represented his home country at the 2012 Nike Global Challenge.
- Pursuing a master's degree in learning technologies.

#11 TRAE BERHOW

6-5 • FR • G • Watertown, Minnesota

- **HS:** One of five finalists for Minnesota's Mr. Basketball in 2017 ... Averaged more than 25 points per game as a junior and senior ... Scored more than 2,000 career points and left as Watertown-Mayer's all-time leading scorer.
- Majoring in pre-business administration.

#2 ERIC COOPER JR.

6-3 • RS JR • G • Ontario, California

- **2016-17 (JR):** Redshirted his first year at Pepperdine per NCAA transfer rules.
- **Nevada:** Averaged 9.3 points as a 2015-16 sophomore and 7.3 points as a 2014-15 freshman ... Led the team in three-pointers both seasons (56 and 38).
- **HS:** Spent one postgraduate season at the IMG Academy in Bradenton, Florida ... Earned Cal-Hi Sports All-State Division IV second team honors after averaging 22.7 points as a senior at Lutheran High.
- Majoring in organizational communication.

#12 DARNELL DUNN

6-6 • JR • F • Kinston, North Carolina

- **Miami Dade JC:** Averaged a team-high 18.3 points to go with 7.2 rebounds and 2.4 assists as a 2016-17 sophomore ... Made the All-Southern Conference first team.
- **Queens:** Spent his freshman year at Queens University of Charlotte, an NCAA Division II school ... Averaged 1.1 points and 0.9 rebounds in 3.9 minutes.
- **HS:** Won four consecutive North Carolina state championships at Kinston High ... Most Outstanding Player of the 2015 2A state championships ... High school teammates with Brandon Ingram (Duke/Los Angeles Lakers).
- Majoring in intercultural communication.

#20 KAMERON EDWARDS

6-6 • RS SO • F • Rancho Cucamonga, California

- **2016-17 (RS FR):** Redshirted the season after suffering a fractured jaw a week before the first game ... WCC Commissioner's Honor Roll "bronze" honors.
- **2015-16 (FR):** Named to WCC All-Freshman team ... Started 28 games and averaged 7.2 points and 4.2 rebounds ... WCC Commissioner's Honor Roll "bronze" honors.
- **HS:** Cal-Hi Sports all-state third team, All-CIF Southern Section Open Division first team as a senior after averaging 16.6 points and eight rebounds for Etiwanda High School.
- Majoring in organizational communication.

#21 KNOX HELLUMS

6-5 • SO • G • Tomball, Texas

- **2016-17 (FR):** Averaged 4.5 points in 30 games (starting eight) ... Made 33 three-pointers, third on the team ... WCC Commissioner's Honor Roll "bronze" honors.
- **HS:** Finalist for the 2016 Guy V. Lewis Award for top high school player in the Houston area ... Scored more than 1,500 career points at Concordia Lutheran High ... Averaged 19.6 points and made 107 three-pointers as a senior ... All-State his last two years.
- Majoring in pre-accounting.

#34 KEVIN HEMPHY

6-6 • RS SR • F • Santa Barbara, California

- **2016-17 (RS JR):** Went from making the team via a walk-on tryout before the season to starting the final three games of the year ... Averaged 0.7 points and 1.7 rebounds in 19 games ... Made the NABC Honors Court, plus WCC All-Academic honorable mention and WCC Commissioner's Honor Roll "bronze" honors.
- **Westmont:** Attended Westmont College as a freshman before transferring to Pepperdine as a sophomore.
- **HS:** Earned All-CIF Division 3AA first team honors at San Marcos High after averaging 11.9 points.
- Graduated with a degree in sport administration in 2017 and is now a first-year student in the Pepperdine Law School.

#1 ELIJAH LEE

5-10 • SO • G • Houston, Texas

- **2016-17 (FR):** One of three Waves to play in all 31 games (nine starts) ... Averaged 4.4 points, 2.8 assists (11th in the WCC), 2.1 rebounds and 1.0 steals (10th in the WCC).
- **HS:** Homeschooled ... Played for the HCYA (Homeschool Christian Youth Association) Warriors ... Runner-up for the Maravich Award as the nation's top homeschooled player as a senior after averaging 16.5 points and 9.0 assists.
- Majoring in organizational communication.

#33 ERIK MAILLIARD

6-10 • FR • C • Dallas, Texas

- **HS:** Earned TAPPS 6A All-District honorable mention status as a senior at Parish Episcopal School, averaging 8.8 points and 10.2 rebounds.
- Majoring in pre-business administration.

#15 CALEB MARTIN

6-2 • SO • G • Los Angeles, Calif.

- **2016-17 (FR):** Walk-on appeared briefly in five games ... WCC Commissioner's Honor Roll "bronze" honors.
- **HS:** Earned All-CIF Southern Section 4AA second team status and was Liberty League MVP as a senior at the Buckley School.
- Majoring in sport administration.

#22 HARRISON MEADS

6-7 • JR • F • New Plymouth, New Zealand

- **Laramie County CC:** Averaged 9.3 points and 6.6 rebounds as a sophomore last season ... Played two seasons there.
- **HS:** Graduated from New Plymouth Boys High School, helping team to fifth place at the national tournament.
- **New Zealand:** Played for New Zealand's U-18 team in 2014.
- Majoring in philosophy.

#4 COLBEY ROSS

6-1 • FR • G • Aurora, Colorado

- **HS:** Two-time Gatorade state player of the year and the Denver Post's 2017 Mr. Basketball ... Averaged 18.4 points and led Eaglecrest to the 2017 Class 5A state championship.
- Majoring in pre-business administration.

#5 JADÉ SMITH

6-4 • FR • G • Oakland, California

- **HS:** Averaged 17 points, nine rebounds, six assists and five steals as a senior, leading to Bay Counties East Division co-Player of the Year, Prep2Prep North Coast Section Senior of the year and All-Bay Area News Group first team honors ... Won two state championships (2016 and 2014) ... Was at one time rated among Scout's top 100 players in the nation.
- Majoring in pre-business administration.

#31 NOLAN TAYLOR

6-7 • SO • F • Keller, Texas

- **2016-17 (FR):** Started 20 of 24 games after missing the first seven games with a knee injury ... Averaged 7.1 points and 3.7 rebounds ... 20 points and 10 rebounds vs. San Francisco (2/25).
- **HS:** All-time leader in points (1,731) and rebounds (970) at Keller High ... Fort Worth Star-Telegram All-Area second team as a senior after averaging 19.1 points and 8.9 rebounds.
- Majoring in organizational communication.
- Co-vice president of Pepperdine Athletics' Waves Leadership Council.

#0 AMADI UDENYI

6-1 • RS SR • G • Oakland, Calif.

- **2016-17 (SR):** The Waves started the season 4-1 with a healthy Udenyi in the lineup, but he tore his right Achilles tendon in game number seven ... Was averaging 6.7 points, 5.3 assists and 2.8 rebounds ... Earned a medical redshirt.
- **2015-16 (JR):** Healthy the entire season and played in all 32 games ... Led the team and ranked seventh in the WCC with 4.5 assists ... Ranked second in the WCC and 20th nationally in assist/turnover ratio (3.0) ... Averaged 4.9 points ... First double-digit assist performance with 10 vs. Santa Clara.
- **2014-15 (SO):** Averaged 6.0 points, 4.4 assists, 2.1 rebounds ... Limited to 22 games (nine starts) by injuries, including a ruptured left Achilles tendon, which caused him to miss the final seven games of the season ... Ranked sixth in the WCC in assists at the time of his injury.
- **2013-14 (FR):** Averaged 5.9 points, 2.7 assists ... 21 games, 15 starts ... Missed 10 non-conference games with a knee injury.
- **HS:** Spent the 2012-13 school year at St. Thomas More in Connecticut ... Was injured for much of basketball season ... Went 84-12 as a three-year starter at De La Salle High ... EBAL's MVP as a senior after averaging 16.1 points, 5.1 assists, 4.1 rebounds.
- Majoring in advertising.

#3 MICHAEL WEXLER

5-11 • FR • G • Plymouth, Minnesota

- **HS:** Averaged 8.2 points and 6.3 assists as a senior at Benilde-St. Margaret's School.
- Majoring in pre-business administration.

#32 KAIJAE YEE-STEPHENS

6-1 • RS FR • G • Santa Cruz, California

- **2016-17 (FR):** Appeared in the first four games before suffering a season-ending ankle injury, and received a medical redshirt season.
- **HS:** Scored a school-record 2,066 points at Santa Cruz High ... Made 276 three-pointers in career ... MVP of the Santa Cruz Coast Athletic League as a senior after averaging 26.6 points.
- Majoring in computer science/math.
- Father, Reggie Stephens, played in the NFL with the New York Giants.

PEPPERDINE SEASON & CAREER HIGHS

SEASON#41 MATTHEW ATEWECAREER
 19 vs. San Diego (2/8)..... Points..... 19 vs. San Diego (2/8/18)
 14 vs. San Diego (2/8)..... Rebounds 14 vs. San Diego (2/8/18)
 2, several Assists 2, twice (last vs. SCU, 3/2/18)
 5, twice Blocked Shots 5, twice (last vs. USD, 2/8/18)
 1, several Steals..... 2 vs. Mississippi State* (2/15/14)
 34 vs. BYU (2/15)..... Minutes 34 vs. BYU (2/15/18)
 8 at LMU (2/10)..... FG Made 8 at LMU (2/10/18)
 3FG Made
 5, twice FT Made..... 5, twice (last vs. USD, 2/8/18)

SEASON/CAREER#11 TRAE BERHOW
 23 vs. Santa Clara (3/2)..... Points
 11 vs. LMU (1/25)..... Rebounds
 3, several Assists
 1, several Blocked Shots
 3, twice Steals
 39 vs. BYU (2/15)..... Minutes
 8 vs. Santa Clara (3/2)..... FG Made
 5 vs. Santa Clara (3/2)..... 3FG Made
 4, several FT Made

SEASON#2 ERIC COOPER JR.CAREER
 25 at Pacific (1/18)..... Points 25 at Pacific (1/18/18)
 4, several Rebounds 5, several (last vs. FPU*, 12/9/15)
 4 vs. Gonzaga (1/4)..... Assists 4, several (last vs. GON, 1/4/18)
 Blocked Shots 1, several*
 3 at San Diego (12/30)..... Steals..... 3, several (last at USD, 12/30/17)
 38 vs. Pacific (2/3)..... Minutes 40 vs. New Mexico* (2/14/15)
 9 at Pacific (1/18)..... FG Made 9 at Pacific (1/18)
 4, several 3FG Made 4, several (last at LMU, 2/10/18)
 8 vs. Pacific (2/3)..... FT Made..... 8 vs. Pacific (2/3/18)

SEASON/CAREER#12 DARNELL DUNN
 18 vs. Cal Lutheran (11/14)..... Points
 10 vs. Portland (2/24)..... Rebounds
 5 at BYU (1/11)..... Assists
 2 vs. San Diego (2/8)..... Blocked Shots
 2, twice Steals
 30 vs. BYU (2/15)..... Minutes
 7 vs. Cal Lutheran (11/14)..... FG Made
 1, twice 3FG Made
 5 vs. Pacific (2/3)..... FT Made

SEASON#20 KAMERON EDWARDS.....CAREER
 27 vs. UCSB (11/20)..... Points 27 vs. UCSB (11/20/17)
 16 vs. Southern Utah (11/29)..... Rebounds 16 vs. Southern Utah (11/29/17)
 3, several Assists 3, several
 3 vs. Southern Utah (11/29)..... Blocked Shots 3 vs. Southern Utah (11/29/17)
 2, several Steals..... 3 vs. San Diego (1/21/16)
 37, twice Minutes 37, twice (last vs. Port, 2/24/18)
 13 vs. UCSB (11/20)..... FG Made 13 vs. UCSB (11/20/17)
 3 vs. Portland (2/24)..... 3FG Made 3 vs. Portland (2/24)
 8 vs. LMU (1/25)..... FT Made..... 8 vs. LMU (1/25/18)

SEASON#21 KNOX HELLUMSCAREER
 13, twice Points 19 vs. Portland State (11/27/16)
 3, several Rebounds 4, twice (last at La., 12/20/16)
 3, twice Assists 3, twice (last at TAMU, 11/24/17)
 1, several Blocked Shots 1, several
 1, several Steals..... 2 at Long Beach State (12/7/16)
 27 vs. Cal Lutheran (11/14)..... Minutes 31, twice
 5 at Portland (2/1)..... FG Made 6 vs. Portland State (11/27/16)
 3, several 3FG Made 5, twice (last vs. Pacific, 2/4/17)
 2, several FT Made..... 4 at USC (12/11/16)

SEASON#34 KEVIN HEMPYCAREER
 2, twice Points 3 at San Francisco (2/2/17)
 1, several Rebounds 7 vs. Pacific (3/3/17)
 1 vs. Long Beach State (12/9)..... Assists 3 vs. San Francisco (2/25/17)
 Blocked Shots
 1 vs. Saint Mary's (1/13)..... Steals..... 1, several
 11 vs. Long Beach State (12/9)..... Minutes 36 vs. Pacific (3/3/17)
 1 at Belmont (12/16)..... FG Made 1, several
 3FG Made
 2 vs. UC Riverside (12/5)..... FT Made..... 2 vs. UC Riverside (12/5/17)

SEASON#1 ELIJAH LEECAREER
 5 vs. Saint Mary's (1/13)..... Points 16 vs. BYU (2/9/17)
 2, twice Rebounds 7 at LMU (2/18/17)
 1, several Assists 7 vs. San Diego (1/7/17)
 Blocked Shots 1, several
 1, several Steals..... 3, several (last vs. BYU, 2/9/17)
 14 vs. Santa Clara (1/27)..... Minutes 34 vs. LMU (1/5/17)
 2 vs. Saint Mary's (1/13)..... FG Made 5 vs. BYU (2/9/17)
 1, several 3FG Made 3 vs. BYU (2/9/17)
 1 at Oklahoma State (11/10)..... FT Made 6 vs. Pacific (2/4/17)

SEASON/CAREER#22 HARRISON MEADS
 9 vs. Saint Mary's (1/13)..... Points
 5, several Rebounds
 1 vs. Cal Lutheran (11/14)..... Assists
 1, several Blocked Shots
 2 vs. LMU (1/25)..... Steals
 24 at Weber State (12/19)..... Minutes
 4 vs. Saint Mary's (1/13)..... FG Made
 3FG Made
 5 at Belmont (12/16)..... FT Made

SEASON/CAREER#4 COLBEY ROSS
 25, twice Points
 7, twice Rebounds
 10 vs. LMU (1/25)..... Assists
 2 vs. San Francisco (1/6)..... Blocked Shots
 3, several Steals
 40, twice Minutes
 9 vs. San Francisco (1/6)..... FG Made
 3, several 3FG Made
 9, twice FT Made

SEASON/CAREER#5 JADÉ SMITH
 14 vs. No. Colorado (11/17)..... Points
 7 vs. No. Colorado (11/17)..... Rebounds
 5 at Santa Clara (12/28)..... Assists
 1, several Blocked Shots
 5 vs. BYU (2/15)..... Steals
 30 vs. No. Colorado (11/17)..... Minutes
 7 vs. No. Colorado (11/17)..... FG Made
 1 vs. Cal Lutheran (11/14)..... 3FG Made
 5 at Santa Clara (12/28)..... FT Made

SEASON#31 NOLAN TAYLOR.....CAREER
 17 vs. UC Riverside (12/5)..... Points 20 vs. San Francisco (2/25/17)
 9 vs. No. Colorado (11/17)..... Rebounds 10 vs. San Francisco (2/25/17)
 2, several Assists 3 at Santa Clara (2/16/17)
 2 vs. Long Beach State (12/9)..... Blocked Shots 2, twice
 1, several Steals..... 2 at LMU (2/18/17)
 28 vs. Long Beach State (12/9)..... Minutes 37 at LMU (2/18/17)
 6 vs. Southern Utah (11/29)..... FG Made 8 vs. San Francisco (2/25/17)
 1 vs. Southern Utah (11/29)..... 3FG Made 1, several
 9 vs. UC Riverside (12/5)..... FT Made 9 vs. UC Riverside (12/5/17)

SEASON#0 AMADI UDENYICAREER
 9 at San Francisco (1/20)..... Points 17 vs. Life Pacific (11/17/16)
 5 vs. San Diego (2/8)..... Rebounds 7 vs. LMU (1/2/16)
 7 vs. Santa Clara (3/2)..... Assists 10 vs. Santa Clara (2/20/16)
 1 at Belmont (12/16)..... Blocked Shots 1, several
 3 vs. Portland (2/24)..... Steals..... 4, several (last vs. LP, 11/17/16)
 33 vs. Santa Clara (3/2)..... Minutes 36 vs. Saint Mary's (2/8/14)
 3 at San Francisco (1/20)..... FG Made 6 at Saint Mary's (2/11/16)
 1, several 3FG Made 4, twice (last at Portland, 2/12/15)
 3 vs. Oral Roberts (11/21)..... FT Made 7 vs. Life Pacific (11/17/16)

SEASON/CAREER ..#32 KAIJAE YEE-STEPHENS
 9 at San Diego (12/30)..... Points
 4 at San Diego (12/30)..... Rebounds
 1, several Assists
 Blocked Shots
 1 at San Diego (12/30)..... Steals
 28 at San Diego (12/30)..... Minutes
 3, twice FG Made
 2 at San Diego (12/30)..... 3FG Made
 1 at San Diego (12/30)..... FT Made

PEPPERDINE'S RECORD WHEN...

	2017
	-2018
Game Decided by 1-5 Points.....	2-4
Game Decided by 6-9 Points.....	0-9
Game Decided by 10+ Points.....	4-12
Scoring First	6-11
Opponent Scores First.....	0-14
Leading at Halftime.....	4-2
Tied at Halftime	0-2
Trailing at Halftime.....	2-21
Leading With 5 Minutes to Play	5-1
Tied With 5 Minutes to Play	0-2
Trailing With 5 Minutes to Play	1-22
Scoring 100+ Points	1-0
Scoring 90-99 Points	0-0
Scoring 80-89 Points	2-4
Scoring 70-79 Points	3-7
Scoring 60-69 Points	0-11
Scoring 59 or Fewer Points	0-3
Opp. Scoring 80+ Points	1-15
Opp. Scoring 70-79 Points	2-9
Opp. Scoring 60-69 Points	2-1
Opp. Scoring 50-59 Points	1-0
Opp. Scoring 40-49 Points	0-0
Opp. Scoring 30-39 Points	0-0

	2017
	-2018
50%-plus FG Pct.	3-6
40-49% FG Pct.	2-13
39.9%-minus FG Pct.	1-6
Opp. 50%-plus FG Pct.	2-12
Opp. 40-49% FG Pct.	4-11
Opp. 39.9%-minus FG Pct.	0-2
Better FG% Than Opponent	5-7
Opponent Has Better FG%.....	1-18
More 3FGM Made Than Opponent	2-1
3FGM Are Equal	1-3
Opponent Has More 3FGM	3-21
80%-plus FT Pct.	1-5
70-79% FT Pct.	2-8
69%-minus FT Pct.	3-12
Better FT% Than Opponent	4-8
FT% Is Equal	0-0
Opponent Has Better FT%	2-17
Outrebounding Opponent.....	5-11
Rebounds Are Equal.....	0-0
Outrebounded by Opponent.....	1-14

	2017
	-2018
Fewer Turnovers Than Opponent.....	4-6
Turnovers Are Equal.....	0-4
More Turnovers Than Opponent	2-15
6 Waves Score in Double-Figures	1-0
5 Waves Score in Double-Figures	0-2
4 Waves Score in Double-Figures	1-3
3 Waves Score in Double-Figures	2-7
2 Waves Score in Double-Figures	2-10
1 Wave Scores in Double-Figures	0-3
0 Waves Score in Double-Figures	0-0
Waves Have More in Double-Figures.....	1-4
Double-Figure Scorers Are Equal.....	1-3
Opp. Has More in Double-Figures.....	4-18
Waves' Bench Scores More	5-11
Bench Scoring Is Equal	0-0
Opponent Bench Scores More	1-14
Wearing Blue	1-14
Wearing Orange	0-2
Wearing White.....	5-9
Overtime.....	0-2
Biggest Deficit in Win.....	15 vs. Oral Roberts
Biggest Lead in Loss	13 at Pacific

THE LAST TIME...

Pepperdine Defeated an AP Top 25 Team:

11/27/2004 vs. #20 Wisconsin (75-61)

Pepperdine Defeated an AP Top 10 Team:

11/28/2001 at #10 UCLA (85-78)

Pepperdine Defeated an AP Top 25 Team on Road:

11/28/2001 at #10 UCLA (85-78)

Won an Overtime Game: (lost 3 straight)

Waves 1/13/2016 at Pacific (65-63, A)
Opponent 2/15/2018 by BYU (70-75, H)

Won a Multi-Overtime Game: (lost 2 straight)

Waves 12/28/2002 vs. UALR (116-110, N)
Opponent 2/27/2016 by LMU (83-90, A)

100+ Points by a Team:

Waves 11/14/2017 vs. Cal Lutheran (107-82)
Opponent 2/16/2017 by Santa Clara (55-106)

Fewer Than 50 Points by a Team:

Waves 11/10/2017 at Oklahoma State (47-78)
Opponent 3/7/2015 by San Diego (50-47)

60+ Percent Field Goal Shooting:

Waves 3/2/2018 vs. Santa Clara (.708)
Opponent 1/18/2018 by Pacific (.600)

50+ Percent Field Goal Shooting:

Waves 3/2/2018 vs. Santa Clara (.708)
Opponent 2/17/2018 by Gonzaga (.517)

30 Percent Field Goal Shooting or Less:

Waves 11/10/2017 at Oklahoma State (.283)
Opponent 11/16/2015 by SD Christian (.262)

10+ Three-Pointers Made:

Waves 2/4/2017 vs. Pacific (10-21)
Opponent 2/22/2018 by Saint Mary's (13-27)

Zero Three-Pointers Made:

Waves 2/14/2015 at Gonzaga (0-10)
Opponent 11/16/2015 by SD Christian (0-19)

6+ Players Scored in Double-Figures:

Waves 11/14/2017 vs. Cal Lutheran (6)
Opponent 11/27/2016 by Portland State (6)

5+ Players Scored in Double-Figures:

Waves 2/10/2018 at LMU (5)
Opponent 2/8/2018 by San Diego (5)

Zero Players Scored in Double-Figures

Waves 3/18/2015 at Seattle
Opponent 1/21/2016 by San Diego

Player Scored 40+ Points:

Waves 3/3/2017, Lamond Murray Jr.
..... vs. Pacific (41)
Opponent 2/9/2004, Paul Marigney
..... of Saint Mary's (40)

Player Scored 30+ Points:

Waves 3/3/2017, Lamond Murray Jr.
..... vs. Pacific (41)
Opponent 2/10/2018, Steven Haney
..... of LMU (31)

Player Scored 25+ Points:

Waves 3/2/2018, Kameron Edwards
..... vs. Santa Clara (25)
Opponent 2/15/2018, Elijah Bryant
..... of BYU (25)

Player Made 6+ Three-Pointers:

Waves 12/30/2013, Malcolm Brooks
..... vs. BYU (6)
Opponent 2/10/2018, Steven Haney
..... of LMU (6)

Player Made 5+ Three-Pointers:

Waves 3/2/2018, Trae Berhow
..... vs. Santa Clara (5)
Opponent 2/10/2018, Steven Haney
..... of LMU (6)

Player Made 15+ Free Throws:

Waves 1/3/2004, Glen McGowan
..... at Colorado State (16-for-18)
Opponent 1/21/2012, Brandon Davies
..... of BYU (15-for-18)

Player Made 10+ Free Throws:

Waves 3/3/2017, Lamond Murray Jr.
..... vs. Pacific (11-for-14)
Opponent 3/3/2017, Ray Bowles
..... of Pacific (11-for-12)

Player Had 20+ Rebounds:

Waves 1/3/2005, Glen McGowan
..... vs. Colorado State (22)
Opponent 11/11/2016, Josh Martin
..... of Cal Poly (21)

Player Had 15+ Rebounds:

Waves 11/29/2017, Kameron Edwards
..... vs. Southern Utah (16)
Opponent 11/11/2016, Josh Martin
..... of Cal Poly (21)

Player Had 10+ Assists:

Waves 1/25/2018, Colbey Ross
..... vs. Loyola Marymount (10)
Opponent 2/10/2018, James Batemon
..... of LMU (10)

Player Had 5+ Blocked Shots:

Waves 2/8/2018, Matthew Atewe
..... vs. San Diego (5)
Opponent 2/3/2018, Namdi Okonkwo
..... of Pacific (6)

Player Had 5+ Steals:

Waves 2/15/2018, Jade' Smith
..... vs. BYU (5)
Opponent 2/2/2017, Charles Minlend
..... of San Francisco (5)

Player Had Consecutive Double-Doubles:

Waves 2/4-9/2017, Chris Reyes
..... vs. Pacific, vs. BYU

Player Had a Triple-Double:

Waves 2/1/1991, Doug Christie
..... vs. Saint Mary's (21 pts, 11 ast, 10 rbs)

Player Had a 20-20 Game:

Waves 1/3/2005, Glen McGowan
..... vs. Colorado State (31 pts, 22 rbs)
Opponent 2/3/2007, Josh Heytvelt
..... of Gonzaga (27 pts, 22 rbs)

2 Players with 20+ Points:

Waves 3/2/2018 vs. Santa Clara
..... (Kameron Edwards 25, Trae Berhow 23)
Opponent 1/18/2018 by Pacific
..... (Roberto Gallinat 24, Jahlil Tripp 21)

2 Players with Double-Doubles:

Waves 1/26/2017 vs. Portland
..... (C. Reyes 10 & 15, L. Murray 22 & 10)
Opponent 2/10/2018 by LMU
..... (Markusson 16 & 10rbs, Batemon 13 & 10ast)



2017-18 Pepperdine Men's Basketball
 Pepperdine Combined Team Statistics (as of Mar 02, 2018)
All games



RECORD:	OVERALL	HOME	AWAY	NEUTRAL
ALL GAMES	6-25	5-11	0-14	1-0
CONFERENCE	2-16	2-7	0-9	0-0
NON-CONFERENCE	4-9	3-4	0-5	1-0

#	Player	gp-gs	min	avg	Total		3-Point		F-Throw		Rebounds				pf	dq	a	to	blk	stl	pts	avg
					fg-fga	fg%	3fg-fga	3fg%	ft-fga	ft%	off	def	tot	avg								
20	EDWARDS, Kameron	22-20	640	29.1	122-251	.486	11-30	.367	69-103	.670	36	103	139	6.3	62	2	24	45	7	17	324	14.7
04	ROSS, Colbey	31-31	981	31.6	146-311	.469	38-88	.432	103-126	.817	11	77	88	2.8	75	2	178	86	5	31	433	14.0
02	COOPER JR., Eric	19-17	536	28.2	84-195	.431	40-112	.357	42-49	.857	4	30	34	1.8	29	2	24	18	0	9	250	13.2
11	BERHOW, Trae	29-27	885	30.5	103-229	.450	46-117	.393	35-48	.729	44	124	168	5.8	73	2	26	34	3	16	287	9.9
31	TAYLOR, Nolan	15-7	299	19.9	52-105	.495	1-8	.125	28-47	.596	26	34	60	4.0	36	0	13	10	4	3	133	8.9
41	ATEWE, Matthew	27-23	541	20.0	76-141	.539	0-0	.000	35-67	.522	59	106	165	6.1	73	0	10	37	24	8	187	6.9
12	DUNN, Darnell	31-6	494	15.9	61-145	.421	2-14	.143	65-81	.802	33	43	76	2.5	35	0	19	36	8	9	189	6.1
21	HELLUMS, Knox	26-0	380	14.6	41-95	.432	28-71	.394	11-16	.688	5	34	39	1.5	27	1	16	6	3	8	121	4.7
05	SMITH, Jade'	23-6	381	16.6	37-100	.370	1-21	.048	17-30	.567	17	45	62	2.7	46	0	29	21	6	22	92	4.0
22	MEADS, Harrison	23-2	300	13.0	31-51	.608	0-0	.000	14-22	.636	18	30	48	2.1	40	0	1	11	5	5	76	3.3
00	UDENYI, Amadi	27-15	588	21.8	30-106	.283	7-48	.146	17-27	.630	4	40	44	1.6	35	0	92	50	1	15	84	3.1
32	YEE-STEPHENS, Kaij	10-0	92	9.2	10-25	.400	3-10	.300	1-3	.333	2	5	7	0.7	11	0	6	1	0	1	24	2.4
01	LEE, Elijah	11-0	83	7.5	4-11	.364	3-5	.600	1-6	.167	0	8	8	0.7	6	0	4	8	0	3	12	1.1
34	HEMPY, Kevin	10-1	47	4.7	1-2	.500	0-1	.000	3-4	.750	0	4	4	0.4	8	0	1	2	0	1	5	0.5
15	MARTIN, Caleb	2-0	3	1.5	0-1	.000	0-1	.000	0-0	.000	0	0	0	0.0	0	0	0	1	0	0	0	0.0
Team											56	50	106				4					
Total.....		31	6250		798-1768	.451	180-526	.342	441-629	.701	315	733	1048	33.8	556	9	443	370	66	148	2217	71.5
Opponents.....		31	6250		865-1775	.487	294-739	.398	423-585	.723	263	744	1007	32.5	593	8	540	329	129	180	2447	78.9

TEAM STATISTICS	PEP	OPP	Date	Opponent	Score	Att.
SCORING	2217	2447	# 11/10/17	at Oklahoma State	L 47-78	5386
Points per game	71.5	78.9	11/14/17	CAL LUTHERAN	w 107-82	1375
Scoring margin	-7.4	-	11/17/17	NORTHERN COLORADO	L 82-84	805
FIELD GOALS-ATT	798-1768	865-1775	# 11/20/17	UC SANTA BARBARA	L 84-92	1682
Field goal pct	.451	.487	# 11/21/17	ORAL ROBERTS	w 80-76	1239
3 POINT FG-ATT	180-526	294-739	# 11/24/17	at Texas A&M	L 65-81	6704
3-point FG pct	.342	.398	11/29/17	SOUTHERN UTAH	L 82-88	912
3-pt FG made per game	5.8	9.5	12/02/17	at Cal Poly	L 81-91	1384
FREE THROWS-ATT	441-629	423-585	12/05/17	UC RIVERSIDE	w 70-59	942
Free throw pct	.701	.723	12/09/17	LONG BEACH STATE	L 71-78	976
F-Throws made per game	14.2	13.6	12/16/17	at Belmont	L 62-79	1427
REBOUNDS	1048	1007	12/19/17	at Weber State	L 67-72	6576
Rebounds per game	33.8	32.5	* 12/28/17	at Santa Clara	L 65-72	1192
Rebounding margin	+1.3	-	* 12/30/17	at San Diego	L 66-74	1521
ASSISTS	443	540	* 01/04/18	GONZAGA	L 59-89	2930
Assists per game	14.3	17.4	* 01/06/18	SAN FRANCISCO	L 67-80	795
TURNOVERS	370	329	* 01/11/18	at Brigham Young	L 63-83	13223
Turnovers per game	11.9	10.6	* 01/13/18	SAINT MARY'S	L 67-91	1574
Turnover margin	-1.3	-	* 01/18/18	at Pacific	L 78-92	1749
Assist/turnover ratio	1.2	1.6	* 01/20/18	at San Francisco	L 73-80	2116
STEALS	148	180	* 01/25/18	LOYOLA MARYMOUNT	w 71-70	811
Steals per game	4.8	5.8	* 01/27/18	SANTA CLARA	L 59-73	742
BLOCKS	66	129	* 02/01/18	at Portland	Lot 76-85	1772
Blocks per game	2.1	4.2	* 02/03/18	PACIFIC	L 72-81	723
ATTENDANCE	18498	62114	* 02/08/18	SAN DIEGO	L 66-68	763
Home games-Avg/Game	16-1156	14-3955	* 02/10/18	at Loyola Marymount	L 79-85	3150
Neutral site-Avg/Game	-	1-6747	* 02/15/18	BRIGHAM YOUNG	Lot 70-75	1504
			* 02/17/18	at Gonzaga	L 67-81	6000
			* 02/22/18	at Saint Mary's	L 61-75	3167
			* 02/24/18	PORTLAND	w 75-64	725
			% 03/02/18	vs Santa Clara	w 85-69	6747

= Progressive Legends Classic
 * = West Coast Conference game



2017-18 Pepperdine Men's Basketball
 Pepperdine Combined Team Statistics (as of Feb 24, 2018)
Conference games only



RECORD:	OVERALL	HOME	AWAY	NEUTRAL
ALL GAMES	2-16	2-7	0-9	0-0
CONFERENCE	2-16	2-7	0-9	0-0
NON-CONFERENCE	0-0	0-0	0-0	0-0

#	Player	gp-gs	min	avg	Total		3-Point		F-Throw		Rebounds				pf	dq	a	to	blk	stl	pts	avg
					fg-fga	fg%	3fg-fga	3fg%	ft-fa	ft%	off	def	tot	avg								
04	ROSS, Colbey	18-18	606	33.7	89-195	.456	23-50	.460	53-71	.746	9	47	56	3.1	49	2	106	49	4	19	254	14.1
02	COOPER JR., Eric	16-16	469	29.3	72-168	.429	36-97	.371	35-42	.833	3	27	30	1.9	26	2	24	13	0	9	215	13.4
20	EDWARDS, Kameron	12-10	358	29.8	54-132	.409	9-20	.450	39-54	.722	16	55	71	5.9	37	1	14	24	2	8	156	13.0
11	BERHOW, Trae	16-15	503	31.4	51-120	.425	22-59	.373	21-29	.724	21	75	96	6.0	35	1	15	17	2	12	145	9.1
41	ATEWE, Matthew	18-15	404	22.4	55-98	.561	0-0	.000	20-42	.476	41	80	121	6.7	51	0	7	25	23	6	130	7.2
12	DUNN, Darnell	18-5	321	17.8	37-97	.381	2-12	.167	38-49	.776	18	29	47	2.6	24	0	13	17	6	6	114	6.3
31	TAYLOR, Nolan	3-2	45	15.0	7-15	.467	0-0	.000	3-7	.429	3	2	5	1.7	8	0	3	4	1	0	17	5.7
21	HELLUMS, Knox	13-0	161	12.4	21-45	.467	13-32	.406	7-10	.700	1	17	18	1.4	13	0	3	2	2	5	62	4.8
00	UDENYI, Amadi	16-5	328	20.5	19-61	.311	4-25	.160	10-14	.714	4	20	24	1.5	28	0	51	28	0	8	52	3.3
05	SMITH, Jade'	10-2	137	13.7	10-33	.303	0-4	.000	11-15	.733	7	15	22	2.2	20	0	11	8	5	8	31	3.1
32	YEE-STEPHENS, Kaij	10-0	92	9.2	10-25	.400	3-10	.300	1-3	.333	2	5	7	0.7	11	0	6	1	0	1	24	2.4
22	MEADS, Harrison	12-1	164	13.7	11-23	.478	0-0	.000	3-5	.600	7	13	20	1.7	22	0	0	7	2	4	25	2.1
01	LEE, Elijah	5-0	39	7.8	3-8	.375	2-3	.667	0-1	.000	0	5	5	1.0	3	0	1	4	0	2	8	1.6
34	HEMPY, Kevin	5-1	22	4.4	0-1	.000	0-1	.000	1-2	.500	0	3	3	0.6	3	0	0	2	0	1	1	0.2
15	MARTIN, Caleb	1-0	1	1.0	0-0	.000	0-0	.000	0-0	.000	0	0	0	0.0	0	0	0	1	0	0	0	0.0
Team											37	25	62				1					
Total.....		18	3650		439-1021	.430	114-313	.364	242-344	.703	169	418	587	32.6	330	6	254	203	47	89	1234	68.6
Opponents.....		18	3650		499-1015	.492	168-408	.412	252-349	.722	147	457	604	33.6	328	3	314	188	76	100	1418	78.8

TEAM STATISTICS	PEP	OPP	Date	Opponent	Score	Att.
SCORING	1234	1418	* 12/28/17	at Santa Clara	L 65-72	1192
Points per game	68.6	78.8	* 12/30/17	at San Diego	L 66-74	1521
Scoring margin	-10.2	-	* 01/04/18	GONZAGA	L 59-89	2930
FIELD GOALS-ATT	439-1021	499-1015	* 01/06/18	SAN FRANCISCO	L 67-80	795
Field goal pct	.430	.492	* 01/11/18	at Brigham Young	L 63-83	13223
3 POINT FG-ATT	114-313	168-408	* 01/13/18	SAINT MARY'S	L 67-91	1574
3-point FG pct	.364	.412	* 01/18/18	at Pacific	L 78-92	1749
3-pt FG made per game	6.3	9.3	* 01/20/18	at San Francisco	L 73-80	2116
FREE THROWS-ATT	242-344	252-349	* 01/25/18	LOYOLA MARYMOUNT	W 71-70	811
Free throw pct	.703	.722	* 01/27/18	SANTA CLARA	L 59-73	742
F-Throws made per game	13.4	14.0	* 02/01/18	at Portland	Lot 76-85	1772
REBOUNDS	587	604	* 02/03/18	PACIFIC	L 72-81	723
Rebounds per game	32.6	33.6	* 02/08/18	SAN DIEGO	L 66-68	763
Rebounding margin	-0.9	-	* 02/10/18	at Loyola Marymount	L 79-85	3150
ASSISTS	254	314	* 02/15/18	BRIGHAM YOUNG	Lot 70-75	1504
Assists per game	14.1	17.4	* 02/17/18	at Gonzaga	L 67-81	6000
TURNOVERS	203	188	* 02/22/18	at Saint Mary's	L 61-75	3167
Turnovers per game	11.3	10.4	* 02/24/18	PORTLAND	W 75-64	725
Turnover margin	-0.8	-				
Assist/turnover ratio	1.3	1.7				
STEALS	89	100				
Steals per game	4.9	5.6				
BLOCKS	47	76				
Blocks per game	2.6	4.2				
ATTENDANCE	10567	33890				
Home games-Avg/Game	9-1174	9-3766				
Neutral site-Avg/Game	-	0-0				

= Progressive Legends Classic
 * = West Coast Conference game

Score by Periods	1st	2nd	OT	Totals
Pepperdine	565	658	11	1234
Opponents	664	729	25	1418



2017-18 Pepperdine Men's Basketball
 Pepperdine Points-Rebounds-Assists (as of Mar 02, 2018)
All games



Opponent	Date	Score	00		01		02		04		05		11		12	
			UDENYI,AMA	LEE,ELIJAH	COOPER JR.	ROSS,COLBE	SMITH,JADE	BERHOW,TRA	DUNN,DARNE							
at Oklahoma State	11/10/17	47-78	L	2-1-2	1-0-0	DNP	9-5-3	2-3-1	13-8-0	1-2-0						
CAL LUTHERAN	11/14/17	107-82	w	DNP	0-2-1	DNP	8-1-8	9-2-2	11-8-3	18-5-1						
NORTHERN COLORADO	11/17/17	82-84	L	DNP	DNP	DNP	11-2-5	14-7-2	15-3-0	7-4-2						
UC SANTA BARBARA	11/20/17	84-92	L	2-2-4	DNP	DNP	25-5-4	0-2-1	10-7-3	4-2-0						
ORAL ROBERTS	11/21/17	80-76	w	7-1-3	3-1-1	DNP	21-1-6	2-5-1	12-8-0	9-5-1						
at Texas A&M	11/24/17	65-81	L	5-0-4	0-0-1	DNP	8-2-4	4-1-1	9-8-2	0-0-0						
SOUTHERN UTAH	11/29/17	82-88	L	4-2-3	DNP	DNP	12-2-9	6-4-0	12-3-0	0-0-1						
at Cal Poly	12/02/17	81-91	L	0-3-2	DNP	DNP	21-1-5	4-4-2	8-8-2	2-0-0						
UC RIVERSIDE	12/05/17	70-59	w	5-4-5	0-0-0	DNP	16-4-7	3-4-3	3-5-1	6-0-0						
LONG BEACH STATE	12/09/17	71-78	L	2-0-5	DNP	14-2-0	8-2-6	4-1-3	15-6-0	7-7-0						
at Belmont	12/16/17	62-79	L	0-3-3	0-0-0	13-0-0	14-1-1	6-3-1	3-1-0	8-0-0						
at Weber State	12/19/17	67-72	L	0-3-3	DNP	8-2-0	11-5-7	7-3-1	8-5-0	4-2-1						
at Santa Clara	12/28/17	65-72	L	DNP	3-2-1	7-4-2	20-3-3	7-4-5	15-7-1	2-2-0						
at San Diego	12/30/17	66-74	L	DNP	DNP	13-3-2	16-7-6	4-3-0	4-8-0	4-1-0						
GONZAGA	01/04/18	59-89	L	0-0-3	0-0-0	19-1-4	12-4-4	1-0-1	7-4-1	6-5-0						
SAN FRANCISCO	01/06/18	67-80	L	0-2-3	DNP	16-4-3	23-5-3	0-0-0	10-5-1	12-0-2						
at Brigham Young	01/11/18	63-83	L	2-2-3	0-1-0	12-0-0	16-2-5	DNP	8-5-0	4-3-5						
SAINT MARY'S	01/13/18	67-91	L	2-0-5	5-1-0	19-1-1	16-2-5	DNP	0-3-3	4-3-0						
at Pacific	01/18/18	78-92	L	4-1-1	DNP	25-2-2	25-2-8	DNP	3-4-1	13-4-0						
at San Francisco	01/20/18	73-80	L	9-1-5	DNP	8-2-2	15-5-4	DNP	5-6-2	4-1-1						
LOYOLA MARYMOUNT	01/25/18	71-70	w	4-0-1	DNP	15-3-2	9-4-10	DNP	8-11-0	5-3-0						
SANTA CLARA	01/27/18	59-73	L	3-0-5	0-1-0	5-0-0	6-2-7	DNP	15-7-1	3-0-1						
at Portland	02/01/18	76-85	L	6-1-4	DNP	19-1-1	9-7-4	DNP	12-9-1	4-4-0						
PACIFIC	02/03/18	72-81	L	0-3-3	DNP	19-4-2	8-0-9	DNP	7-1-1	7-1-1						
SAN DIEGO	02/08/18	66-68	L	2-5-3	DNP	7-1-1	20-3-5	2-2-0	DNP	4-3-0						
at Loyola Marymount	02/10/18	79-85	L	0-3-2	DNP	15-1-2	16-2-9	2-2-0	10-6-2	2-0-0						
BRIGHAM YOUNG	02/15/18	70-75	L	6-1-2	DNP	8-2-0	11-0-5	5-4-4	12-6-0	10-5-0						
at Gonzaga	02/17/18	67-81	L	3-0-4	DNP	8-1-0	21-2-6	2-2-0	9-7-1	9-1-1						
at Saint Mary's	02/22/18	61-75	L	6-1-2	DNP	DNP	6-3-5	6-2-0	13-3-0	8-1-0						
PORTLAND	02/24/18	75-64	w	5-4-5	DNP	DNP	5-3-8	2-3-1	14-5-1	13-10-2						
vs Santa Clara	03/02/18	85-69	w	5-1-7	DNP	DNP	15-1-7	0-1-0	23-2-0	9-2-0						

Opponent	Date	Score	20		21		22		31		32		34		41	
			EDWARDS,KA	HELLUMS,KN	MEADS,HARR	TAYLOR,NOL	YEE-STEPHE	HEMPY,KEVI	ATEWE,MATT							
at Oklahoma State	11/10/17	47-78	L	7-4-0	6-1-0	0-0-0	2-2-0	DNP	0-0-0	4-4-0						
CAL LUTHERAN	11/14/17	107-82	w	17-10-0	11-2-2	6-3-1	15-5-0	DNP	0-0-0	12-6-0						
NORTHERN COLORADO	11/17/17	82-84	L	6-7-1	3-0-3	DNP	11-9-2	DNP	DNP	15-10-1						
UC SANTA BARBARA	11/20/17	84-92	L	27-5-3	0-0-0	8-5-0	8-6-0	DNP	DNP	0-2-0						
ORAL ROBERTS	11/21/17	80-76	w	14-2-0	6-1-1	0-1-0	4-2-1	DNP	DNP	2-0-0						
at Texas A&M	11/24/17	65-81	L	20-9-1	5-3-3	2-1-0	9-6-1	DNP	DNP	3-4-0						
SOUTHERN UTAH	11/29/17	82-88	L	25-16-2	2-1-0	6-2-0	13-5-1	DNP	DNP	2-4-0						
at Cal Poly	12/02/17	81-91	L	21-5-2	5-1-0	6-1-0	14-3-1	DNP	DNP	DNP						
UC RIVERSIDE	12/05/17	70-59	w	6-3-1	9-2-1	3-3-0	17-5-0	DNP	2-0-0	DNP						
LONG BEACH STATE	12/09/17	71-78	L	DNP	7-3-1	6-4-0	8-7-2	DNP	0-1-1	DNP						
at Belmont	12/16/17	62-79	L	DNP	0-2-2	7-3-0	9-3-1	DNP	2-0-0	DNP						
at Weber State	12/19/17	67-72	L	DNP	5-3-0	7-5-0	6-2-1	DNP	DNP	11-7-0						
at Santa Clara	12/28/17	65-72	L	DNP	0-3-0	2-1-0	5-1-1	DNP	DNP	4-7-0						
at San Diego	12/30/17	66-74	L	DNP	DNP	0-5-0	12-3-2	9-4-1	DNP	4-3-0						
GONZAGA	01/04/18	59-89	L	DNP	6-2-0	0-1-0	0-1-0	6-0-1	0-1-0	2-5-0						
SAN FRANCISCO	01/06/18	67-80	L	DNP	DNP	2-4-0	DNP	0-1-1	DNP	4-8-1						
at Brigham Young	01/11/18	63-83	L	DNP	6-1-1	0-1-0	DNP	0-0-1	0-0-0	15-8-0						
SAINT MARY'S	01/13/18	67-91	L	DNP	3-1-1	9-0-0	DNP	0-1-0	1-0-0	8-5-2						
at Pacific	01/18/18	78-92	L	6-3-0	DNP	0-0-0	DNP	0-0-0	DNP	2-10-2						
at San Francisco	01/20/18	73-80	L	18-4-1	0-1-0	2-2-0	DNP	5-0-1	DNP	7-5-0						
LOYOLA MARYMOUNT	01/25/18	71-70	w	16-8-0	0-0-0	4-1-0	DNP	2-0-0	DNP	8-5-0						
SANTA CLARA	01/27/18	59-73	L	19-5-0	DNP	6-4-0	DNP	2-0-0	DNP	0-3-1						
at Portland	02/01/18	76-85	L	7-2-3	13-2-0	0-1-0	DNP	DNP	DNP	6-6-0						
PACIFIC	02/03/18	72-81	L	16-6-1	8-3-0	0-0-0	DNP	DNP	DNP	14-6-0						
SAN DIEGO	02/08/18	66-68	L	9-7-1	3-2-0	DNP	DNP	0-1-1	DNP	19-14-0						
at Loyola Marymount	02/10/18	79-85	L	16-9-3	DNP	DNP	DNP	DNP	DNP	18-6-0						
BRIGHAM YOUNG	02/15/18	70-75	L	10-4-1	0-1-0	DNP	DNP	DNP	DNP	8-11-1						
at Gonzaga	02/17/18	67-81	L	8-5-0	0-0-0	DNP	DNP	DNP	DNP	7-9-0						
at Saint Mary's	02/22/18	61-75	L	9-9-2	13-1-0	DNP	DNP	DNP	0-1-0	0-7-0						
PORTLAND	02/24/18	75-64	w	22-9-2	10-1-1	DNP	DNP	DNP	0-1-0	4-3-0						
vs Santa Clara	03/02/18	85-69	w	25-7-0	0-2-0	DNP	DNP	DNP	DNP	8-7-2						



2017-18 Pepperdine Men's Basketball
 Pepperdine Season/Career Statistics (as of Mar 02, 2018)
All games



SEASON STATISTICS

CAREER STATISTICS

SUMMARY	gp-gs	min/g	fg%	3fg%	ft%	r/g	a/g	stl	blk	pts/g	gp-gs	min/g	fg%	3fg%	ft%	r/g	a/g	stl	blk	pts/g
EDWARDS, Kameron	22-20	29.1	.486	.367	.670	6.3	1.1	17	7	14.7	54-48	26.2	.466	.300	.637	5.1	1.2	43	17	10.3
ROSS, Colbey	31-31	31.6	.469	.432	.817	2.8	5.7	31	5	14.0	31-31	31.6	.469	.432	.817	2.8	5.7	31	5	14.0
COOPER JR., Eric	19-17	28.2	.431	.357	.857	1.8	1.3	9	0	13.2	19-17	28.2	.431	.357	.857	1.8	1.3	9	0	13.2
BERHOW, Trae	29-27	30.5	.450	.393	.729	5.8	0.9	16	3	9.9	29-27	30.5	.450	.393	.729	5.8	0.9	16	3	9.9
TAYLOR, Nolan	15-7	19.9	.495	.125	.596	4.0	0.9	3	4	8.9	39-27	20.5	.475	.167	.651	3.8	0.8	16	8	7.8
ATEWE, Matthew	27-23	20.0	.539	.000	.522	6.1	0.4	8	24	6.9	27-23	20.0	.539	.000	.522	6.1	0.4	8	24	6.9
DUNN, Darnell	31-6	15.9	.421	.143	.802	2.5	0.6	9	8	6.1	31-6	15.9	.421	.143	.802	2.5	0.6	9	8	6.1
HELLUMS, Knox	26-0	14.6	.432	.394	.688	1.5	0.6	8	3	4.7	56-8	15.6	.390	.409	.778	1.3	0.4	14	6	4.6
SMITH, Jade'	23-6	16.6	.370	.048	.567	2.7	1.3	22	6	4.0	23-6	16.6	.370	.048	.567	2.7	1.3	22	6	4.0
MEADS, Harrison	23-2	13.0	.608	.000	.636	2.1	0.0	5	5	3.3	23-2	13.0	.608	.000	.636	2.1	0.0	5	5	3.3
UDENYI, Amadi	27-15	21.8	.283	.146	.630	1.6	3.4	15	1	3.1	108-48	23.5	.324	.292	.624	1.9	3.9	92	3	5.0
YEE-STEPHENS, Kaijae	10-0	9.2	.400	.300	.333	0.7	0.6	1	0	2.4	14-0	8.9	.364	.250	.333	0.6	0.4	2	0	2.1
LEE, Elijah	11-0	7.5	.364	.600	.167	0.7	0.4	3	0	1.1	42-9	17.5	.360	.409	.690	1.7	2.1	34	3	3.5
HEMPY, Kevin	10-1	4.7	.500	.000	.750	0.4	0.1	1	0	0.5	29-4	7.8	.412	.000	.364	1.2	0.3	4	0	0.6
MARTIN, Caleb	2-0	1.5	.000	.000	.000	0.0	0.0	0	0	0.0	7-0	1.1	.000	.000	.000	0.3	0.0	0	0	0.0

SCORING	fg-fga	fg%	3fg-fga	3fg%	ft-fa	ft%	pts	pts/g	fg-fga	fg%	3fg-fga	3fg%	ft-fa	ft%	pts	pts/g
EDWARDS, Kameron	122-251	.486	11-30	.367	69-103	.670	324	14.7	207-444	.466	12-40	.300	128-201	.637	554	10.3
ROSS, Colbey	146-311	.469	38-88	.432	103-126	.817	433	14.0	146-311	.469	38-88	.432	103-126	.817	433	14.0
COOPER JR., Eric	84-195	.431	40-112	.357	42-49	.857	250	13.2	84-195	.431	40-112	.357	42-49	.857	250	13.2
BERHOW, Trae	103-229	.450	46-117	.393	35-48	.729	287	9.9	103-229	.450	46-117	.393	35-48	.729	287	9.9
TAYLOR, Nolan	52-105	.495	1-8	.125	28-47	.596	133	8.9	122-257	.475	4-24	.167	56-86	.651	304	7.8
ATEWE, Matthew	76-141	.539	0-0	.000	35-67	.522	187	6.9	76-141	.539	0-0	.000	35-67	.522	187	6.9
DUNN, Darnell	61-145	.421	2-14	.143	65-81	.802	189	6.1	61-145	.421	2-14	.143	65-81	.802	189	6.1
HELLUMS, Knox	41-95	.432	28-71	.394	11-16	.688	121	4.7	83-213	.390	61-149	.409	28-36	.778	255	4.6
SMITH, Jade'	37-100	.370	1-21	.048	17-30	.567	92	4.0	37-100	.370	1-21	.048	17-30	.567	92	4.0
MEADS, Harrison	31-51	.608	0-0	.000	14-22	.636	76	3.3	31-51	.608	0-0	.000	14-22	.636	76	3.3
UDENYI, Amadi	30-106	.283	7-48	.146	17-27	.630	84	3.1	172-531	.324	76-260	.292	118-189	.624	538	5.0
YEE-STEPHENS, Kaijae	10-25	.400	3-10	.300	1-3	.333	24	2.4	12-33	.364	4-16	.250	1-3	.333	29	2.1
LEE, Elijah	4-11	.364	3-5	.600	1-6	.167	12	1.1	45-125	.360	18-44	.409	40-58	.690	148	3.5
HEMPY, Kevin	1-2	.500	0-1	.000	3-4	.750	5	0.5	7-17	.412	0-6	.000	4-11	.364	18	0.6
MARTIN, Caleb	0-1	.000	0-1	.000	0-0	.000	0	0.0	0-1	.000	0-1	.000	0-0	.000	0	0.0

TOTALS	o-reb	d-reb	t-reb	pf	fo	ast	to	a/to	o-reb	d-reb	t-reb	pf	fo	ast	to	a/to
EDWARDS, Kameron	36	103	139	62	2	24	45	0.5	87	186	273	133	3	64	98	0.7
ROSS, Colbey	11	77	88	75	2	178	86	2.1	11	77	88	75	2	178	86	2.1
COOPER JR., Eric	4	30	34	29	2	24	18	1.3	4	30	34	29	2	24	18	1.3
BERHOW, Trae	44	124	168	73	2	26	34	0.8	44	124	168	73	2	26	34	0.8
TAYLOR, Nolan	26	34	60	36	0	13	10	1.3	56	92	148	102	3	30	28	1.1
ATEWE, Matthew	59	106	165	73	0	10	37	0.3	59	106	165	73	0	10	37	0.3
DUNN, Darnell	33	43	76	35	0	19	36	0.5	33	43	76	35	0	19	36	0.5
HELLUMS, Knox	5	34	39	27	1	16	6	2.7	10	63	73	69	1	25	30	0.8
SMITH, Jade'	17	45	62	46	0	29	21	1.4	17	45	62	46	0	29	21	1.4
MEADS, Harrison	18	30	48	40	0	1	11	0.1	18	30	48	40	0	1	11	0.1
UDENYI, Amadi	4	40	44	35	0	92	50	1.8	29	173	202	182	2	423	186	2.3
YEE-STEPHENS, Kaijae	2	5	7	11	0	6	1	6.0	3	5	8	16	0	6	1	6.0
LEE, Elijah	0	8	8	6	0	4	8	0.5	9	63	72	55	0	90	71	1.3
HEMPY, Kevin	0	4	4	8	0	1	2	0.5	11	25	36	23	0	9	3	3.0
MARTIN, Caleb	0	0	0	0	0	0	1	0.0	0	2	2	0	0	0	1	0.0



2017-18 Pepperdine Men's Basketball
Pepperdine Team Game-by-Game Comparison (as of Mar 02, 2018)
All games



Opponent	1st	2nd	Score	Mar	Total FG	FG Pct	3-Pointers	3FG Pct	Free Throws	FT Pct	Rebounds	Assist	T/Over	Block	Steal	Fouls
Oklahoma State	21/34	26/44	47-78	(31)	13-46/28-59	.283/.475	3-16/10-29	.188/.345	18-29/12-15	.621/.800	34/40	6/18	17/10	1/3	6/6	16/22
CAL LUTHERAN	59/42	48/40	107-82	+25	40-71/31-61	.563/.508	8-21/11-28	.381/.393	19-28/9-14	.679/.643	46/24	18/21	14/17	1/1	8/6	18/27
NORTHERN COLORADO	35/35	47/49	82-84	(2)	30-71/25-56	.423/.446	3-12/9-27	.250/.333	19-22/25-37	.864/.676	44/38	16/14	7/10	0/6	1/3	23/24
UC SANTA BARBARA	33/42	51/50	84-92	(8)	30-56/33-63	.536/.524	5-12/10-21	.417/.476	19-27/16-22	.704/.727	39/22	15/19	20/6	2/2	2/10	18/19
ORAL ROBERTS	33/40	47/36	80-76	+4	27-51/28-56	.529/.500	7-17/8-20	.412/.400	19-26/12-17	.731/.706	32/27	14/22	13/14	2/4	5/3	19/23
Texas A&M	28/41	37/40	65-81	(16)	24-62/29-62	.387/.468	4-19/9-26	.211/.346	13-24/14-22	.542/.636	39/44	17/25	12/12	1/11	6/6	15/21
SOUTHERN UTAH	29/35	53/53	82-88	(6)	31-60/27-59	.517/.458	7-14/15-30	.500/.500	13-26/19-27	.500/.704	42/29	16/19	16/7	4/2	3/8	23/24
Cal Poly	34/37	47/54	81-91	(10)	29-55/30-57	.527/.526	2-11/11-27	.182/.407	21-27/20-23	.778/.870	28/31	14/19	9/8	1/4	3/5	14/21
UC RIVERSIDE	39/24	31/35	70-59	+11	21-56/23-57	.375/.404	7-20/5-19	.350/.263	21-25/8-12	.840/.667	36/35	18/14	5/11	2/5	5/4	15/20
LONG BEACH STATE	35/35	36/43	71-78	(7)	29-64/29-60	.453/.483	6-23/8-22	.261/.364	7-12/12-17	.583/.706	39/33	18/21	16/12	2/6	4/10	19/16
Belmont	26/37	36/42	62-79	(17)	24-45/30-56	.533/.536	2-15/16-35	.133/.457	12-14/3-4	.857/.750	19/26	8/18	14/14	1/4	5/9	10/16
Weber State	27/43	40/29	67-72	(5)	27-62/27-52	.435/.519	5-21/8-20	.238/.400	8-12/10-13	.667/.769	37/26	13/11	10/8	1/4	5/4	19/15
Santa Clara	27/29	38/43	65-72	(7)	25-48/23-58	.521/.397	4-12/11-28	.333/.393	11-19/15-17	.579/.882	35/25	13/15	16/8	7/3	5/11	16/14
San Diego	30/38	36/36	66-74	(8)	23-66/23-53	.348/.434	7-16/11-28	.438/.393	13-17/17-21	.765/.810	41/37	11/17	11/12	2/10	4/5	22/21
GONZAGA	23/41	36/48	59-89	(30)	26-58/35-65	.448/.538	6-18/9-26	.333/.346	1-4/10-16	.250/.625	29/39	14/21	17/12	3/5	5/9	20/15
SAN FRANCISCO	32/36	35/44	67-80	(13)	21-47/30-60	.447/.500	6-14/6-23	.429/.261	19-27/14-17	.704/.824	33/29	14/17	14/7	3/4	3/6	17/23
Brigham Young	34/40	29/43	63-83	(20)	24-50/28-48	.480/.583	7-19/9-18	.368/.500	8-13/18-27	.615/.667	27/29	15/19	16/10	0/3	7/7	20/18
SAINT MARY'S	32/47	35/44	67-91	(24)	27-62/36-54	.435/.667	4-17/7-14	.235/.500	9-16/12-14	.563/.857	19/38	17/28	4/15	1/0	9/2	14/20
Pacific	37/47	41/45	78-92	(14)	27-58/36-60	.466/.600	7-15/5-13	.467/.385	17-24/15-19	.708/.789	27/34	14/15	12/11	1/3	5/6	19/16
San Francisco	30/37	43/43	73-80	(7)	26-58/25-56	.448/.446	7-15/11-31	.467/.355	14-22/19-29	.636/.655	32/39	16/15	7/9	2/4	2/2	22/20
LOYOLA MARYMOUNT	22/32	49/38	71-70	+1	25-55/26-61	.455/.426	5-14/8-19	.357/.421	16-25/10-17	.640/.588	41/32	13/15	14/9	2/6	5/7	19/19
SANTA CLARA	28/35	31/38	59-73	(14)	23-61/26-47	.377/.553	6-19/10-21	.316/.476	7-9/11-15	.778/.733	26/33	15/18	7/11	1/2	5/4	15/14
Portland	42/45	29/26	76-85	(9)	24-60/28-58	.400/.483	8-23/9-20	.348/.450	20-29/20-25	.690/.800	36/33	13/17	10/10	1/7	3/3	24/26
PACIFIC	30/33	42/48	72-81	(9)	23-56/31-59	.411/.525	7-25/7-19	.280/.368	19-24/12-17	.792/.706	29/37	16/18	9/10	3/8	4/6	15/16
SAN DIEGO	27/25	39/43	66-68	(2)	20-52/19-50	.385/.380	4-15/15-34	.267/.441	22-26/15-27	.846/.556	41/30	11/16	10/10	8/3	5/5	20/22
Loyola Marymount	35/43	44/42	79-85	(6)	27-53/28-60	.509/.467	9-17/10-23	.529/.435	16-20/19-26	.800/.731	30/31	18/17	14/12	2/2	2/6	21/17
BRIGHAM YOUNG	36/34	28/30	70-75	(5)	26-63/25-54	.413/.463	6-21/6-19	.286/.316	12-17/19-25	.706/.760	37/33	13/16	15/14	3/2	8/7	20/20
Gonzaga	32/39	35/42	67-81	(14)	24-58/30-58	.414/.517	8-19/13-23	.421/.565	11-17/8-15	.647/.533	32/38	12/17	9/8	2/5	3/3	15/15
Saint Mary's	26/46	35/29	61-75	(14)	21-53/29-64	.396/.453	5-13/13-27	.385/.481	14-16/4-5	.875/.800	30/38	9/17	4/3	4/2	2/2	11/13
PORTLAND	42/17	33/47	75-64	+11	27-63/21-50	.429/.420	8-21/8-22	.381/.364	13-19/14-17	.684/.824	42/29	20/16	14/17	2/7	12/9	20/19
Santa Clara	38/24	47/45	85-69	+16	34-48/26-62	.708/.419	7-12/6-27	.583/.222	10-13/11-13	.769/.846	26/28	16/5	14/12	1/1	6/6	17/17

Note: Game totals are displayed in the format TEAM/OPPONENT for each category

