



2011-12 MEN'S BASKETBALL GAME NOTES

PEPPERDINE

WAVES HEAD TO LAS VEGAS FOR ZAPPOS.COM WCC CHAMPIONSHIPS

2011-12 SCHEDULE/RESULTS

11/5	Occidental (exhibition)	W 78-72
11/12	Pomona-Pitzer	W 59-50
11/15	at Arizona State	W 66-60
11/19	at CSU Bakersfield	L 70-79
11/21	Central Michigan	L 57-67
11/26	at Texas-San Antonio	W 70-64 (OT)
11/28	at UCLA (Prime Ticket)	L 39-62
12/3	Hawai'i	W 73-67
12/7	at Northern Arizona (PT)	W 49-40
12/10	Cal State Northridge	L 70-73
12/18	Montana State	W 59-36
12/22	# Washington State	L 56-67
12/29	* San Francisco	W 77-61
12/31	* Saint Mary's	L 45-74
1/5	* at #25 Gonzaga (ROOT NW)	L 45-73
1/7	* at Portland (FS West)	L 43-53
1/12	* Loyola Marymount (ESPNU)	L 58-68
1/14	* at San Francisco (PT)	L 63-78
1/19	* at #24 Saint Mary's	L 47-61
1/21	* Brigham Young (FS West)	L 64-77
1/26	* at San Diego	L 56-65
1/28	* Santa Clara	W 74-62
2/2	* at Loyola Marymount (PT)	L 57-67
2/4	* #24 Gonzaga (ROOT NW)	L 60-72
2/9	* San Diego	L 57-70
2/11	* at Brigham Young (FS West)	L 48-86
2/16	at Seattle	L 70-81
2/18	* Portland (Prime Ticket)	W 70-65
2/23	* at Santa Clara (Prime Ticket)	W 63-57
3/1	% vs. San Diego (BYUtv)	8 p.m.

* West Coast Conference game
 # Cougar Hardwood Classic (Seattle, Wash.)
 % Zappos.com WCC Tournament (Las Vegas)
 Home games in **bold**.

PEPPERDINE VS. SAN DIEGO

Date..... Thursday, March 1, 2012
 Site Orleans Arena
 Las Vegas, Nev.
 Time..... 8 p.m. (approximate)
 TV BYUtv
 Audio/Blog pepperdinesports.com
 Series Pepperdine leads 56-36
 Last Meeting San Diego won 70-57
 2/9/2012 in Malibu



PEPPERDINE WAVES

2011-12 Record 10-18
 WCC Record 4-12 (7th)
 Neutral-Site Record 0-1
 Head Coach Marty Wilson
 SID Roger Horne
 E-Mail ... roger.horne@pepperdine.edu
 Office 310-506-4455
 Cell 805-279-4551
 Website pepperdinesports.com

SAN DIEGO TOREROS

2011-12 Record 12-17
 WCC Record 7-9 (6th)
 Neutral-Site Record 2-2
 Head Coach Bill Grier
 SID Ted Gosen
 E-Mail tgosen@sandiego.edu
 Office 619-260-4745
 Cell n/a
 Website usdtoreros.com

WAVEPOINTS

- The Waves enter the WCC Tournament on a two-game winning streak.
- This is the sixth time Pepperdine and USD have met at the event in the last eight years (the Waves won last year).
- Pepperdine has won its first tournament game in three of the last four years.
- Taylor Darby enters the tournament needing 18 points to become Pepperdine's 37th 1,000-point scorer.
- Caleb Willis is the first Wave to record 100+ assists in a season since 2007.
- The Waves' 65.5 ppg allowed is on pace to be the program's fifth-best mark in the last 50 years.

MATCHUP

Pepperdine		San Diego
59.5	Points/Game	66.7
65.5	Opp. Points/Game	70.8
-6.1	Scoring Margin	-4.0
.396	FG %	.447
.423	Opp. FG%	.451
.316	3FG%	.363
.338	Opp. 3FG%	.365
.663	FT%	.657
36.5	Rebounds/Game	31.0
33.4	Opp. Rebounds/Game	34.9
+3.1	Rebounding Margin	-3.9
12.5	Assists/Game	13.4
13.4	Turnovers/Game	13.7
-3.2	Turnover Margin	+0.2

PROJECTED STARTING LINEUP

#	Name	Pos.	Ht.	Wt.	Cl.	Hometown	PPG	RPG	APG
1	Jordan Baker	G	6-4	185	Fr.	Tempe, Ariz.	8.9	2.7	2.6
10	Joshua Lowery	G	6-3	200	Jr.	Phoenix, Ariz.	8.9	4.0	3.0
23	Caleb Willis	G	6-2	220	Jr.	Stockbridge, Ga.	6.3	3.8	3.8
41	Taylor Darby	F	6-8	230	Sr.	San Marcos, Calif.	12.2	6.0	0.7
44	Corbin Moore	C	6-10	235	Sr.	Cypress, Calif.	10.2	8.5	1.0

PROJECTED RESERVES

2	Dominic Redix	G	6-0	185	So.	Apple Valley, Calif.	0.0	0.0	0.3
11	Richard Branning	G	6-2	175	Sr.	Menlo Park, Calif.	1.3	0.1	0.0
21	Hector Harold	F	6-7	210	So.	Pasadena, Calif.	3.3	2.4	0.5
24	Ramon Eaton	F	6-8	200	Fr.	Sacramento, Calif.	2.7	2.6	0.3
31	Nikolas Skouen	G	6-4	190	So.	Bergen, Norway	5.1	1.5	0.6
33	Don Martin	G	6-4	205	Sr.	Gladstone, Mo.	0.0	0.4	0.4
34	Manny Ochenje	F	6-9	205	Fr.	Abuja, Nigeria	2.1	1.7	0.0
14	Dane Suttle Jr.	G/F	6-6	215	Sr.	Los Angeles, Calif.			(out — ankle)
20	Lorne Jackson	G	6-2	205	Sr.	Simi Valley, Calif.			(out — knee)
50	Moriba De Freitas	F	6-9	220	Jr.	Bon Air Gardens, Trinidad			(out — knee)
55	Jan Maehlen	C	7-0	300	So.	Tucson, Ariz.			(out — groin)

**PEPPERDINE UNIVERSITY
QUICK FACTS**

Location Malibu, Calif. 90263
 Founded 1937 (Malibu Campus 1972)
 Enrollment 8,000 (3,000 undergraduate)
 Nickname Waves
 Colors Blue, Orange and White
 Conference West Coast
 Home Court Firestone Fieldhouse
 capacity 3,104
 opened 1973
 President Andrew K. Benton
 Athletic Director Dr. Steve Potts
 Athletic Department phone (310) 506-4150
 Ticket Office phone (866) WAVE-TIX

MEN'S BASKETBALL STAFF

Head Coach Marty Wilson (1st season)
 alma mater Pepperdine '89
 Assoc. Head Coach Mark Amaral (1st season)
 alma mater College of Idaho '90
 Assistant Coach Bryant Moore (1st season)
 alma mater Texas Tech '93
 Asst. Coach/Basketball Operations... John Impelman
 alma mater Occidental '08
 Graduate Assistant/Video Matt Levy
 Office Phone (310) 506-4161

MEN'S BASKETBALL HISTORY

2010-11 Overall Record 12-21
 2010-11 Conference Record 5-9 (6th)
 Starters Returning/Lost 4/1
 Letterwinners Returning/Lost 10/6
 Newcomers 6

All-Time Record (entering 2011-12) 1,130-955
 seasons 73
 first season 1938-39
 All-Time WCC Record (entering 2011-12) 389-375
 seasons 56
 first season 1955-56
 NCAA Championships Appearances 13
 last 2002
 WCC Regular-Season Championships 12
 last 2002
 WCC Tournament Championships 3
 last 1994

ATHLETIC COMMUNICATIONS

Director/MBKB Contact Roger Home
 office phone (310) 506-4455
 cell phone (805) 279-4551
 e-mail roger.home@pepperdine.edu
 Assistant Dena Meiste
 office phone (310) 506-4160
 e-mail dena.meiste@pepperdine.edu
 Assistant Rachel Caton
 office phone (310) 506-4333
 e-mail rachel.caton@pepperdine.edu
 Assistant Jordan Holm
 office phone (310) 506-4703
 e-mail jordan.holm@pepperdine.edu
 Address 24255 Pacific Coast Highway
 Malibu, Calif. 90263
 Fax (310) 506-4322
 Press Row phone (310) 456-5050

Website www.pepperdinesports.com
 Facebook Pepperdine Athletics
 Twitter ... @pepperdinewaves and @PEPPBasketball

MALIBU, Calif. — The postseason has arrived and the 2012 Zappos.com West Coast Conference Basketball Championships begins on Thursday night for the Pepperdine men's basketball team. The seventh-seeded Waves will open up against sixth-seeded San Diego in the second round. This is the sixth time in the last eight years that these schools have met in the tournament.

GAME #29 — Thursday (March 1) at the Orleans Arena in Las Vegas, Nev.: #7-seed Pepperdine (10-18, 4-12) vs. #6-seed San Diego (12-17, 7-9) at approximately 8 p.m. in the second round. The game will begin 30 minutes after the conclusion of the night's first contest, which tips at 6 p.m.

GAME #30 — If the Waves win their first game ... Friday (March 2) at the Orleans Arena in Las Vegas, Nev.: Pepperdine vs. #3-seed Brigham Young (24-7, 12-4) at 8 p.m. in the quarterfinals.

ON THE WEB — WaveCasts (Pepperdine's live video broadcasts of home games and audio broadcasts of all road contests) are free to all users at www.pepperdinesports.com. Veteran play-by-play man Al Epstein, now in his 27th season with the Waves, is behind the microphone. The Saint Mary's game on Dec. 31 was his 800th consecutive broadcast at Pepperdine. Also on the official website, fans can join an interactive live blog/chat using Cover It Live technology for all road games, including the WCC Tournament. Finally, follow the program on Twitter at @PEPPBasketball.

TELEVISION — The Pepperdine-San Diego second-round game will be televised by BYUtv. The quarterfinals will be on ESPNU, the semifinals will be on ESPN2 and the championship will be on ESPN.

WCC TOURNAMENT HISTORY — In 25 previous events, Pepperdine has an all-time record of 28-21 (.571) at the WCC Tournament and won titles in the 1991, 1992 and 1994 seasons (all under former coach Tom Asbury). The Waves have won at least one game at 18 of the tournaments, including three of the last four. Pepperdine has been the #7 seed on three previous occasions (and reached the championship game in 1987 after beating the top two seeds).

ALL-CONFERENCE — **Corbin Moore** capped off his season as one of the league's most improved players by being named to the All-WCC honorable mention team, as voted on by the coaches. Moore was also named to the all-conference second team by the blog College Sports Madness.

ACADEMICS — **Taylor Darby** was named a CoSIDA/Capital One Academic All-District first team selection in early February. Then, both he and **Corbin Moore** became three-time WCC All-Academic first team selections this week (the fourth and fifth three-time honorees in Pepperdine history).

HALL OF HONOR — Pepperdine and the WCC announced earlier this season that Dana Jones will be the school's inductee into the conference's Hall of Honor. The ceremony takes place on Saturday (March 3) at 9 a.m. in the Orleans Hotel. Jones was the 1993 WCC Player of the Year and was a 2010 inductee into Pepperdine's Athletic Hall of Fame. He is one of just a few Waves to play in four postseasons. He is the school's all-time leader in rebounds (1,031) and is #2 in scoring (1,677). Previous Pepperdine inductees are Doug Christie, Gail Hopkins and Wayne Wright.

SAN DIEGO — Pepperdine leads the all-time series with San Diego, 56-36. The Waves won all three meetings last year, including a first-round matchup at the WCC Tournament. Pepperdine's now trying to avoid losing three times to San Diego this season (something that also happened in 2007 and 2008). The Waves are 4-5 against the Toreros in the WCC Tournament. Last season, Pepperdine earned an 84-81 win in the first round (available players on this year's team scored only 22 of the 84 points). Prior to that, San Diego ended the Waves' season in four consecutive years from 2005-08. The Waves beat the Toreros in the 1994 championship game. **Marty Wilson** was an assistant coach at San Diego for two seasons (1996-97 and 1997-98).

FIRST GAME VS. SAN DIEGO — Back on Jan. 26 at the Jenny Craig Pavilion ... Pepperdine tried to climb out of a big halftime deficit, but fell short in a 65-56 defeat at San Diego. Pepperdine fell behind 37-21 at halftime, but quickly made it a seven-point game at 42-35 with 14 1/2 minutes to play. Though the Waves wouldn't get any closer, the Toreros were unable to put the game away until the end. **Taylor Darby** scored 15 points, **Joshua Lowery** had 12 and **Jordan Baker** added 11.

THE LAST TIME
PEPPERDINE...

Beat an AP Top 25 Team:
11/27/2004 vs. #20 Wisconsin (75-61)

Beat an AP Top 10 Team:
11/28/2001 at #10 UCLA (85-78)

Beat an AP Top 25 Team on the Road:
11/28/2001 at #10 UCLA (85-78)

Scored 100+ Points:
1/8/2008 vs. Hope International (118-76)

Allowed 100+ Points:
2/18/2008 vs. Saint Mary's (64-100)

Scored Fewer than 50 Points:
2/11/2012 at BYU (48-86)

Allowed Fewer than 50 Points:
12/18/2011 vs. Montana State (59-36)

Shot 60+ Percent:
2/26/2004 vs. San Francisco (.642)

Shot 50+ Percent:
12/29/2011 vs. San Francisco (.519)

Shot Less Than 30 Percent:
1/5/2012 at Gonzaga (.283)

Opponent Shot Less Than 30 Percent:
12/18/2011 by Montana State (.283)

6+ Waves in Double-Figures:
3/6/2009 vs. San Francisco (6)

5+ Waves in Double-Figures:
11/26/2011 at UTSA (5)

2 Waves with 20+ Points:
2/16/2012 at Seattle
(Taylor Darby 20, Corbin Moore 20)

Player Scored 40+ Points:
1/17/2001, Brandon Armstrong
vs. Loyola Marymount (40)

Player Scored 30+ Points:
2/24/2011, Mychel Thompson
at San Francisco (31)

Player Scored 25+ Points:
1/14/2012, Jordan Baker
at San Francisco (26)

Player Made 5+ Three-Pointers:
1/9/2010, Mychel Thompson
vs. Loyola Marymount (6)

Player Made 10+ Free Throws:
3/4/2011, Mychel Thompson & Lorne Jackson
vs. San Diego (14-for-17, 12-for-13)

2 Waves with 10+ Rebounds:
2/23/2012 at Santa Clara
(Taylor Darby 11, Corbin Moore 10)

Player Had 20+ Rebounds:
1/3/2005, Glen McGowan
vs. Colorado State (22)

Player Had 15+ Rebounds:
1/19/2012, Corbin Moore
at Saint Mary's (15)

Player Had 10+ Assists:
1/2/2011, Lorne Jackson
vs. Seattle (10)

Player Had 5+ Blocked Shots:
2/24/2011, Corbin Moore at San Francisco (5)

Player Had 5+ Steals:
2/14/2009, Keion Bell vs. USD (5)

2 Waves with Double-Doubles:
12/22/2011 vs. Washington State
(C. Moore 14pts/11 rbs, T. Darby 13 pts/10 rbs)

Player Had a Double-Double:
2/23/2012, Taylor Darby
at Santa Clara (16 pts, 11 rbs)

Player Had a Triple-Double:
2/1/1991, Doug Christie
vs. Saint Mary's (21 pts, 11 ast, 10 rbs)

Overtime Games: won 1 straight
last win: 11/26/2011, UTSA (70-64, A)
last loss: 2/24/2011, San Francisco (78-79, A)

SECOND GAME VS. SAN DIEGO — Back on Feb. 9 in Firestone Fieldhouse ... **Corbin Moore** posted another double-double with 17 points and 11 rebounds but Pepperdine couldn't get much going in a 70-57 home loss to San Diego. **Joshua Lowery** added 10 points and five assists. The Waves scored eight straight points to take their only lead at 8-4, but the Toreros then went on a 9-0 run of their own. USD led 34-26 at halftime, and after Pepperdine scored the first four points of the second half to make it a four-point game, San Diego went on a 10-1 run. On the plus side, the Waves committed a season-low eight turnovers and tied its season high with 19 assists.

BRIGHAM YOUNG — BYU leads the all-time series, 6-4, after winning the first two WCC matchups ever this season. Pepperdine won four of the first five meetings (the first game was in the 1944-45 season, the Waves' last win came in January 2002 at home). The Cougars have won the last five contests. Pepperdine has beaten BYU in the two previous neutral-site matchups.

FIRST GAME VS. BYU — Back on Jan. 21 in Firestone Fieldhouse ... **Taylor Darby** scored a career-high 21 points and the Waves gave another good effort, but visiting BYU won 77-64. Pepperdine got off to a terrific start in front of the largest crowd of the season, running out to an 11-2 lead. The Cougars would go ahead 42-29 at halftime, though Pepperdine would pull within four points a couple of times, last with 9:39 to go. The Cougars had a huge edge at the foul line, going 29-for-38 to the Waves' 8-for-12.

SECOND GAME VS. BYU — Back on Feb. 11 at the Marriott Center ... Pepperdine's first WCC trip to Provo, Utah, was a forgettable one as BYU rediscovered its three-point stroke and handed the Waves an 86-48 loss. The Cougars had made just 12 three pointers in their previous five WCC games, but connected on 12 against the Waves and became the first team to score 80 points against Pepperdine this season. The Waves were outshot, 41.5% to 33.3%. **Taylor Darby** and **Ramon Eaton** scored eight points apiece.

DEFENSE — **Marty Wilson** preaches defense to his squad, and his players have responded. The Waves are allowing 65.5 points per game, which would be the program's fifth-best mark in the last 50 years. They allowed 74.0 points per game last season. For an entire season, Pepperdine hasn't held opponents below 70 points since 2000-01. In a three-game stretch, Pepperdine held two Big Sky opponents to 40 points or less (Northern Arizona 40, Montana State 36). The last time Pepperdine held two teams to 40 points or less over the course of an entire season was 1951-52.

SCORING — Two of the top 20 scorers in Pepperdine history were gone after last season (Mychel Thompson, who saw time in the NBA this season, was a senior and Keion Bell was suspended and later transferred to Missouri). Another one that's on pace to reach the top 20 (**Lorne Jackson**) is redshirting due to a knee injury. They were the

2011-12 PEPPERDINE MEN'S BASKETBALL ROSTER

No.	Name	Pos.	Ht.	Wt.	Yr.	Exp.	Hometown (High School/Last School)
1	Jordan Baker	G	6-4	185	Fr.	HS	Tempe, Ariz. (Tempe HS)
2	Dominic Redix #	G	6-0	185	So.	HS	Apple Valley, Calif. (Granite Hills HS)
10	Joshua Lowery	G	6-3	200	Jr.	2V	Phoenix, Ariz. (Desert Vista HS)
11	Richard Branning #	G	6-2	175	Sr.	3V	Menlo Park, Calif. (Menlo-Atherton HS)
14	Dane Suttle Jr.	G/F	6-6	215	Sr.	3V	Los Angeles, Calif. (Summit College Prep)
20	Lorne Jackson	G	6-2	205	Sr.	3V	Simi Valley, Calif. (Simi Valley HS)
21	Hector Harold	F	6-7	210	So.	1V	Pasadena, Calif. (Northfield Mt. Hermon School)
23	Caleb Willis	G	6-2	220	Jr.	2V	Stockbridge, Ga. (Stockbridge HS)
24	Ramon Eaton	F	6-8	200	Fr.	HS	Sacramento, Calif. (Sheldon HS)
31	Nikolas Skouen	G	6-4	190	So.	JC	Bergen, Norway (Olsvikasen HS/Pratt CC)
33	Don Martin #	G	6-4	205	Sr.	2V	Gladstone, Mo. (Oak Park HS)
34	Manny Ochenje	F	6-9	205	Fr.	HS	Abuja, Nigeria (Brehm Prep)
41	Taylor Darby	F	6-8	230	Sr.	3V	San Marcos, Calif. (Mission Hills HS)
44	Corbin Moore	C	6-10	235	Sr.	3V	Cypress, Calif. (Los Alamitos HS)
50	Moriba De Freitas	F	6-9	220	Jr.	JC	Bon Air Gardens, Trinidad (Williston State JC)
55	Jan Maehlen	C	7-0	300	So.	1V	Tucson, Ariz. (Ironwood Ridge HS)

walk-on

Coaching Staff

Head Coach: Marty Wilson, first season (Pepperdine '89)
Associate Head Coach: Mark Amaral, first season (College of Idaho '90)
Assistant Coach: Bryant Moore, first season (Texas Tech '93)
Assistant Coach/Director of Basketball Operations: John Impelman, first season (Occidental '08)
Graduate Assistant/Video Coordinator: Matt Levy, second season (Indiana '10)

Pronunciations

Moriba De Freitasmore-EE-bah deh-FRAY-tuss Jan Maehlen YON MAY-linn
Manny Ochenje oh-CHEN-gee Nikolas Skouen SKAU-enn

BY THE NUMBERS

Double-Doubles

	<u>2011-12</u>	<u>Career</u>
Corbin Moore	7	7
Taylor Darby	4	9
Lorne Jackson		1

Double-Figure Points

	<u>2011-12</u>	<u>Career</u>
Taylor Darby	19	42
Joshua Lowery	14	21
Corbin Moore	14	20
Jordan Baker	12	12
Caleb Willis	4	4
Nikolas Skouen	3	3
Ramon Eaton	1	1
Hector Harold	1	1
Lorne Jackson		44
Dane Suttle Jr.		19

20-Plus Points Games

	<u>2011-12</u>	<u>Career</u>
Taylor Darby	2	2
Jordan Baker	1	1
Corbin Moore	1	1
Lorne Jackson		10
Dane Suttle Jr.		1

Led Pepperdine in Points (or tied for lead)

	<u>2011-12</u>	<u>Career</u>
Taylor Darby	11	14
Corbin Moore	9	9
Jordan Baker	7	7
Joshua Lowery	4	4
Caleb Willis	2	2
Ramon Eaton	1	1
Nikolas Skouen	1	1
Lorne Jackson		17
Dane Suttle Jr.		4

Double-Figure Rebounds

	<u>2011-12</u>	<u>Career</u>
Corbin Moore	11	14
Taylor Darby	4	15

Led Pepperdine in Rebs. (or tied for lead)

	<u>2011-12</u>	<u>Career</u>
Corbin Moore	17	35
Taylor Darby	10	47
Jordan Baker	3	3
Caleb Willis	1	1
Lorne Jackson		4
Dane Suttle Jr.		3
Joshua Lowery		1

Double-Figure Assists

	<u>2011-12</u>	<u>Career</u>
Lorne Jackson		1

Led Pepperdine in Assists (or tied for lead)

	<u>2011-12</u>	<u>Career</u>
Caleb Willis	19	25
Joshua Lowery	7	23
Jordan Baker	7	7
Corbin Moore	2	3
Hector Harold	1	1
Lorne Jackson		35
Dane Suttle Jr.		3

top three scorers on the team last season and each of them averaged double-figures. Without Jackson, **Taylor Darby** had the highest scoring average last season among available returners at 7.7 points per game. With the non-returners and both Jackson and **Dane Suttle Jr.** sidelined, available players only scored a little more than a quarter (28.7%) of last year's points.

SCORING PART TWO — As might be expected with so many points lost, the team's overall scoring is down this season (69.4 to 59.5). But on the plus side, Pepperdine's five returners that are seeing the most minutes are all on pace to set career highs for season scoring average. That includes seniors **Taylor Darby** (12.2 ppg) and **Corbin Moore** (10.2), the Waves' two players averaging in double-figures. Seven different players have led Pepperdine in scoring, with no one doing it more than 11 times.

PARTICIPATION MARKS — In the first game of the WCC Tournament, **Taylor Darby** and **Corbin Moore** will both play in their 125th career games, a figure that will rank them second all-time at Pepperdine (Mychel Thompson set the record last year with 128) ... Darby made his 100th career start at Saint Mary's on Jan. 19. Since the games started stat was first kept in 1972-73, he became the eighth Wave to reach that milestone. He's now made 110 starts, which ranks seventh.

PLAYER NOTABLES — **Taylor Darby**, the team's leading scorer at 12.2 ppg, enters the WCC Tournament with 982 career points, needing just 18 to become Pepperdine's 37th 1,000-point scorer ... The 53 points that Darby has scored over the last three games (17.7 ppg) is the best three-game stretch of his career ... **Corbin Moore** has more than doubled his career scoring and rebounding averages this season. He was at 3.6 points and 3.9 rebounds after three seasons but is at 10.2 points and 8.5 rebounds this season ... Moore pulled down a career-high 15 rebounds at Saint Mary's (Jan. 19), the most boards by any Wave since 2008 ... Moore's seven double-doubles ties the most by a Pepperdine player in a season in the last 11 years ... In the first 100 games of his career, Moore never attempted a single three-point shot. In game #101, his first attempt came with 10.1 seconds left at UTSA (Nov. 26) and he made it, sending the game to overtime. He's made 22 more three-pointers since then (including seven in the last three games) ... Moore (29) and Darby (23) both set personal bests for blocked shots midway through the season ... **Jordan Baker** scored in double-figures in 10 of 16 WCC games after doing it just once in the first 11 non-conference games ... Baker scored 26 points at San Francisco on Jan. 14, the most by any Wave this season ... **Caleb Willis** (106) is the first Wave to record 100+ assists in a season since 2007, and currently has the most since 2005.

WCC STATS (OVERALL) — Individually, **Taylor Darby** is #12 in scoring (12.2) and #11 in rebounding (6.0) ... **Corbin Moore** is #3 in rebounding (8.5) and #5 in blocked shots (1.0) ... **Caleb Willis** is #4 in assist/turnover ratio (2.0) and #5 in assists (3.8) ... **Joshua Lowery** is #6 in minutes played (31.9), #7 in assist/turnover ratio (1.6) and #9 in assists (3.0) ... **Jordan Baker** is #9 in steals (1.2) ... As a team, Pepperdine is #1 in offensive rebounds (12.1) and #3 in scoring defense (65.5).

WCC STATS (CONFERENCE ONLY) — Individually, **Taylor Darby** was #16 in scoring (11.8) ... **Jordan Baker** was #19 (tied) in scoring (11.3), #7 in minutes played (32.0), #9 (tied) in steals (1.4) and #10 in assists (3.0) ... **Corbin Moore** was #3 in rebounding (8.6) ... **Caleb Willis** was #6 in assist/turnover ratio (1.7) and #7 in assists (3.3).

SECOND HALVES — One thing that's been clear over the last two months is that even after falling behind, Pepperdine hasn't given up. In the last two games (vs. Portland and at Santa Clara), the Waves trailed by one point at halftime and won the game in the second half. Eight of the last nine times an opponent has taken a double-digit lead, the Waves have fought back in the second half to get the score back into single digits (once taking the lead). In 10 of the last 11 losses, Pepperdine's been right in the game in the latter part of each contest, facing deficits of seven, three, two, six, four, eight, two, two, seven and six over the game's final 10 minutes. But, each of those 10 losses ended up with a margin between nine and 15 points.

SEASON NOTABLES — Several milestones have been made in **Marty Wilson's** first year: Pepperdine won its first two games of the season for the first time since 1999-2000 (the Waves made the NCAA Tournament that year) ... Only four head coaches have begun their full-time careers with 2-0 starts at Pepperdine: Wade Ruby (the program's first season in 1938-39), Robert Dowell (1948-49), Jan van Breda Kolff (1999-00) and now Wilson ... The last time Pepperdine recorded two true road wins among the season's first five games was 2002-03 ... That was also the last time the Waves won three of

CAREER STATS
VS. SAN DIEGO

	GP/GS	PPG	RPG	APG	MPG
L. Jackson	6/5	13.8	2.3	3.3	30.7
C. Moore	9/7	7.8	6.3	0.9	24.1
T. Darby	9/8	7.3	4.2	0.8	25.8
J. Baker	2/2	7.0	2.5	4.0	28.5
J. Lowery	7/4	5.4	2.1	2.0	25.4
D. Suttle	6/1	5.0	1.7	0.7	14.8
M. Ochenje	2/0	4.0	2.0	0.0	8.5 C.
Willis	6/3	3.8	1.2	2.3	17.2
N. Skouen	2/0	3.5	2.5	0.5	12.0
H. Harold	4/1	1.0	1.0	0.0	9.0
R. Eaton	2/0	1.0	3.0	0.0	10.5
J. Maehlen	2/0	0.0	0.0	0.0	1.5
R. Branning	1/0	0.0	0.0	0.0	1.0

ALL-TIME RESULTS
VS. SAN DIEGO (56-36)

32-11 home • 24-9 Malibu
20-21 away • 4-4 neutral

1957-58	H W	80-65	1993-94	A W	85-75
1958-59	H W	77-67		H W	76-57
1962-63	H W	82-66		N W	56-53
1964-65	A L	78-83	1994-95	H W	61-51
	H W	96-71		A L	67-78
1965-66	A L	59-71	1995-96	A L	70-81
	H L	81-83		H L	61-80
1966-67	H L	70-84	1996-97	H W	72-66
	A L	86-92		A L	56-64
1967-68	H W	81-78	1997-98	H W	74-63
	A L	51-61		A L	70-78
1968-69	A W	62-54		N L	54-56
	H W	82-68	1998-99	A W	62-58
1969-70	H W	97-78		H W	72-58
	A W	70-67	1999-00	H W	76-68
1970-71	H W	83-78		A L	62-73
	A W	98-80	2000-01	H W	83-73
1979-80	H L	63-70		A W	67-60
	A W	70-67	2001-02	A W ⁹⁶	91ot2
1980-81	H W	83-50		H W	90-79
	A W	64-63	2002-03	H L	73-88
1981-82	H W	80-69		A W	98-93
	A W	63-61	2003-04	A W	88-79
1982-83	A W	61-58		H W	91-73
	H W	82-69	2004-05	H W	83-67
1983-84	H W	67-64		A L	88-92
	A L	55-56		N L	80-86
1984-85	A W	60-50	2005-06	H W	55-54
	H W	57-54		A L	71-84
1985-86	A L	64-69		N L	72-85
	H W	61-60	2006-07	H L	67-71
1986-87	A L	66-69		A L	85-97
	H L	73-78		N L	82-95
	N W	64-63	2007-08	H L	58-61
1987-88	H W	92-77		A L	73-77
	A L	74-76		A L	55-73
1988-89	H W	68-65	2008-09	A L	47-62
	A W	93-73		H W	57-52
	N W	72-69	2009-10	H L	44-66
1989-90	A W	88-78		A L	48-65
	H W	102-89	2010-11	H W	75-55
1990-91	H L	88-91		A W	70-63ot
	A W	75-69		N W	84-81
1991-92	H W	71-58	2011-12	A L	56-65
	A W	79-67		H L	57-70
1992-93	A W	76-64			
	H W	61-57ot			

their first five road games ... Pepperdine already has its most true road wins in a season (three) since 2007-08 ... Pepperdine's win at Arizona State was its first against one of the old Pac-10 teams since the Waves beat both UCLA and USC in the 2001-02 season. Pepperdine had lost 11 straight games against former Pac-10 teams ... The Waves had a winning record at the start of WCC play for the first time since 2004-05 ... Pepperdine's winning margin of +23 vs. Montana State was its biggest since 1/26/2008 and an 87-64 (+23) home win against Loyola Marymount ... The Waves won their league opener for the fourth straight year ... Pepperdine was above .500 in December and January for the first time since 2004-05 ... The Waves have beaten Portland in consecutive home games for the first time since 2004 and 2005 ... Pepperdine swept the regular-season series from Santa Clara for the first time since 2002.

VICTORY INDICATORS — So far this season, the Waves are more likely to post a win when the final margin is between six and nine points (6-2) ... keeping the opponent to 62 points or less (7-3) ... holding the opponent to less than 40% shooting from the field (8-1) ... outshooting the opponent (8-0) ... making fewer, or equal, turnovers as the opponent (5-2) ... having four or more players score in double-figures (5-1) ... shooting better than 70% at the free throw line (7-4).

INJURIES — Four Waves are currently sidelined, and at least three of them are out for the season due to injuries. Senior guard **Lorne Jackson** will redshirt the season after having surgery this past summer to repair a torn ACL. An All-WCC honorable mention selection last season, Jackson would have been the team's top returning scorer at 13.2 ppg. Senior guard/forward **Dane Suttle Jr.** reinjured an ankle at the Arizona State game on Nov. 15 and will miss the remainder of the season after being diagnosed with a stress fracture that required surgery. Junior forward **Moriba De Freitas** didn't practice the first month and a half due to a knee strain and it's been decided that he will redshirt. Sophomore center **Jan Maehlen** fractured his right hand and missed a month before returning to action on Nov. 28 at UCLA. He played in three games, but then suffered a groin injury in mid-December that has continued to keep him out of action.

ROTATION — Pepperdine's primary nine-man rotation has consisted of two seniors, two juniors, two sophomores and three freshmen (five returners and four newcomers).

SENIORS — When Tom Asbury was hired in February 2008 and he had to rebuild practically the entire roster, he landed six freshmen during the late signing period. That class went on to lead the Waves in scoring as freshmen, sophomores and juniors. Now they're seniors, but because of injuries and transfers, only **Taylor Darby** and **Corbin Moore** are on the floor right now. As the top two scorers on the team at 12.2 and 10.2 ppg, respectively, they're on pace to be the highest-scoring class for the fourth consecutive year. The seniors are scoring 39.0% of the Waves' points this season.

ROSTER — Four starters and 10 letterwinners came back from the 2010-11 season, and they were joined by six newcomers (three freshmen, two transfers and a walk-on). It's the third straight year that Pepperdine has had returners numbering in double-digits. The breakdown is six seniors, three juniors, four sophomores and three freshmen.

RETURNERS — With **Lorne Jackson** and **Dane Suttle Jr.**'s numbers included, Pepperdine's returning players account for 53.4% of last year's scoring (1,222/2,289), 55.9% of the rebounding (583/1,043), 66.2% of the assists (270/408), 43.3% of the blocked shots (42/97), 62.7% of the steals (121/193) and 59.8% of the minutes played (3,977/6,650). Without Jackson and Suttle, those figures drop to 28.7% of the scoring (657/2,289), 42.4% of the rebounding (442/1,043), 38.2% of the assists (156/408), 33.0% of the blocked shots (32/97), 32.1% of the steals (62/193) and 39.2% of the minutes played (2,608/6,650).

WILSON — After 21 seasons as an assistant coach, including nine at Pepperdine, **Marty Wilson** was elevated to the position of head coach of the Waves following the 2010-11 season. He has compiled an impressive record in Malibu as a student-athlete (1985-89), an assistant coach (1991-96, which included a brief stint as the interim head coach) and as the associate head coach the past three seasons (2009-11). He was also an assistant at San Diego, UC Santa Barbara and Utah inbetween stints at Pepperdine. Wilson ended his playing career #5 all-time in assists at Pepperdine with 342 (he's still #9). The team went to the NCAA Tournament twice and the NIT twice in his four seasons on the court. As a Pepperdine assistant, the team went to the NCAA Tournament three times and the NIT once. Follow Coach Wilson on Twitter at @MartyWilson4.

CAREER STATS
VS. BRIGHAM YOUNG

	GP/GS	PPG	RPG	APG	MPG
T. Darby	3/3	12.0	4.7	0.7	27.0
D. Suttle	1/0	8.0	1.0	0.0	17.0
J. Lowery	2/1	7.5	5.5	3.0	28.0
C. Moore	3/2	7.0	4.7	1.0	24.0
J. Baker	2/2	7.0	3.5	5.0	33.0
L. Jackson	1/0	6.0	0.0	1.0	11.0
N. Skouen	2/0	5.0	1.0	1.5	23.5
R. Eaton	2/0	5.0	2.5	0.0	11.0
H. Harold	1/1	4.0	5.0	1.0	14.0
C. Willis	2/2	3.0	2.5	3.0	21.5
R. Branning	1/0	3.0	0.0	0.0	2.0
M. Ochenje	1/0	2.0	2.0	0.0	13.0
D. Martin	2/0	0.0	0.5	0.5	6.0
D. Redix	1/0	0.0	0.0	1.0	2.0

ALL-TIME RESULTS
VS. BRIGHAM YOUNG (4-6)

1-2 home • 1-2 Malibu
1-4 away • 2-0 neutral

1944-45	N	W	56-51
1949-50	N	W	45-39
1985-86	A	W	83-73
1997-98	A	L	52-53
2001-02	H	W	82-79ot
2002-03	A	L	68-84
2007-08	A	L	67-86
2008-09	H	L	53-82
2011-12	H	L	64-77
	A	L	48-86

ASSISTANTS — **Marty Wilson** brought on two new coaches this season. Associate head coach **Mark Amaral** and Wilson were assistants together at UC Santa Barbara. Amaral was most recently the associate head coach at Cal Poly for two seasons. Assistant coach **Bryant Moore** worked with the Cleveland Cavaliers for five seasons in a variety of roles, including player development coordinator. Last year, he was a basketball operations assistant at Sacramento State. Damin Lopez, a former Pepperdine standout who still ranks among the school's top three-point shooters ever, was in his fourth season as an assistant coach, but left the program after being named head coach at Scottsdale (Ariz.) Chaparral High School on Dec. 7. Director of operations **John Impelman** will fill the role of assistant coach for the remainder of the season.

NON-CONFERENCE — The Waves went 3-2 against five non-conference opponents that reached the 2011 postseason. UCLA made the third round of the NCAA Tournament last season, while Texas-San Antonio won a first-round NCAA contest. Washington State advanced to the semifinals of the NIT. Hawai'i and Northern Arizona both played in the CollegenInsider.com Tournament last season.

WCC — The West Coast Conference got bigger and better when it added perennial NCAA Tournament participant Brigham Young to its roster of schools prior to 2011-12. A writer from CBS Sports named the WCC as the seventh-best basketball league in the nation during the preseason. The coaches' preseason poll went in the following order: Gonzaga, Saint Mary's, BYU, San Francisco, Santa Clara, Loyola Marymount, Portland, Pepperdine and San Diego.

RECRUITS — Pepperdine landed two promising high school seniors during the early signing period. The Waves signed a player from Arizona for the fourth straight season in 6-foot-6 forward Stacy Davis of Laveen Betty Fairfax High. Davis averaged 22.9 points and 9.7 rebounds last season at Tolleson High and is a two-time Arizona Republic all-state 5A honorable mention selection. Pepperdine went to Texas to sign 6-foot-5 shooting guard Atif Russell of Katy Seven Lakes High. He made the All-District 19-5A first team as a junior and averaged 15.1 points.

LAST SEASON — After three years of helping to rebuild the foundation of Pepperdine basketball, head coach Tom Asbury retired following the 2010-11 season. Although the Waves went 12-21 overall and placed sixth in the WCC with a record of 5-9, Pepperdine won its most games since 2005 and equaled its best conference win-loss mark in the last five seasons. **Lorne Jackson** and Mychel Thompson both earned All-WCC honorable mention honors.

PEPPERDINE BASKETBALL — This is the 74th season of Pepperdine men's basketball, and the Waves began the campaign with an all-time record of 1,130-955 (.542). Pepperdine has been to the NCAA Tournament 13 times (last in 2002) and has won 12 West Coast Conference regular-season titles (last in 2002) and three WCC Tournament crowns (last in 1994). Did you know that William "Bird" Averitt led the nation in scoring in 1972-73 with 33.9 points per game?

WAVES IN THE PROS — Mychel Thompson began a new streak of Pepperdine players in an NBA uniform, as he made the Cleveland Cavaliers' opening-day roster as an undrafted free agent. He played in five games (making three starts) and averaged 3.6 points before being waived on Feb. 6. Sadly, a streak of 34 consecutive seasons with at least one Pepperdine alum on an NBA roster ended in 2010-11. The streak began in 1976-77 after the ABA/NBA merger. Thompson was the 17th former Pepperdine player to have played in the NBA, a list that includes notables such as Dennis Johnson (a 2010 Naismith Hall of Fame inductee, the 1979 NBA Finals MVP and a three-time NBA champion) and Doug Christie (a 15-year NBA veteran who was a mainstay on the All-Defensive Team). Prior to Thompson, the most recent NBAers were Yakhouba Diawara and Alex Acker, who went back to Europe last season.

ABOUT PEPPERDINE UNIVERSITY — Pepperdine boasts a one-of-a-kind athletic department with unprecedented success for a school of its size. The Waves have won NCAA Division I championships in five different men's sports — one of just 16 schools to have accomplished this feat — and nine overall. Of this elite group, Pepperdine has the smallest enrollment and is the only school not associated with a BCS conference. Located in scenic Malibu, Calif., the university overlooks the Pacific Ocean and its campus and athletic facilities are regularly voted among the nation's most beautiful. Pepperdine, which is affiliated with the Church of Christ, ranks #55 overall on U.S. News and World Report's list of America's best colleges. The 2011-12 school year marks Pepperdine's 75th anniversary.

**PEPPERDINE'S SCORING
BREAKDOWN**

Opponent	SRs	JRs	SOs	FRs
vs. P-P (59 pts)	22 (37%)	25 (42%)	2 (3%)	10 (17%)
at ASU (66 pts)	20 (30%)	19 (29%)	11 (17%)	16 (24%)
at CSUB (70 pts)	29 (41%)	7 (10%)	22 (31%)	12 (17%)
vs. CMU (57 pts)	20 (35%)	21 (37%)	12 (21%)	4 (7%)
at UTSA (70 pts)	25 (36%)	14 (20%)	13 (19%)	18 (26%)
at UCLA (39 pts)	17 (44%)	11 (28%)	9 (23%)	2 (5%)
vs. Hawaii (73 pts)	33 (45%)	18 (25%)	15 (21%)	7 (10%)
at NAU (49 pts)	18 (37%)	12 (24%)	15 (31%)	4 (8%)
vs. CSUN (70 pts)	25 (36%)	22 (31%)	18 (26%)	5 (7%)
vs. MSU (59 pts)	27 (46%)	11 (19%)	17 (29%)	4 (7%)
vs. WSU (56 pts)	27 (48%)	13 (23%)	8 (14%)	8 (14%)
vs. USF (57 pts)	33 (43%)	19 (25%)	10 (13%)	15 (19%)
vs. SMC (45 pts)	16 (36%)	8 (18%)	5 (11%)	16 (36%)
at GONZ (45 pts)	12 (27%)	9 (20%)	4 (9%)	20 (44%)
at PORT (43 pts)	18 (42%)	9 (21%)	0 (0%)	16 (37%)
vs. LMU (58 pts)	18 (31%)	20 (34%)	6 (10%)	14 (24%)
at USF (63 pts)	13 (21%)	15 (24%)	5 (8%)	30 (48%)
at SMC (47 pts)	12 (26%)	22 (47%)	0 (0%)	13 (28%)
vs. BYU (64 pts)	35 (55%)	12 (19%)	8 (13%)	9 (14%)
at USD (58 pts)	21 (38%)	15 (27%)	7 (13%)	13 (23%)
vs. SCU (74 pts)	25 (34%)	16 (22%)	12 (16%)	21 (28%)
at LMU (57 pts)	24 (42%)	15 (26%)	4 (7%)	14 (25%)
vs. GONZ (60 pts)	23 (38%)	15 (25%)	8 (13%)	14 (23%)
vs. USD (57 pts)	24 (42%)	18 (32%)	4 (7%)	11 (19%)
at BYU (48 pts)	16 (33%)	9 (19%)	6 (13%)	17 (35%)
at SEA (70 pts)	46 (66%)	9 (13%)	3 (4%)	12 (17%)
vs. PORT (70 pts)	27 (39%)	20 (29%)	4 (6%)	19 (27%)
at SCU (63 pts)	23 (37%)	21 (33%)	2 (3%)	17 (27%)
Total	649	425	230	361
	39.0%	25.5%	13.8%	21.7%

**PEPPERDINE'S
STARTING LINEUPS**

Opponent	Starting Lineup
Occid. (ex)	Darby-Lowery-Moore-Skouen-Willis
vs. P-P (W)	(1) Darby-Lowery-Moore-Skouen-Willis
at ASU (W)	Darby-Lowery-Moore-Skouen-Willis
at CSUB (L)	Darby-Lowery-Moore-Skouen-Willis
vs. CMU (L)	Darby-Lowery-Moore-Skouen-Willis
at UTSA (W)	Darby-Lowery-Moore-Skouen-Willis
at UCLA (L)	Darby-Lowery-Moore-Skouen-Willis
vs. Hawaii (W)	(2) Baker-Darby-Lowery-Moore-Willis
at NAU (W)	Baker-Darby-Lowery-Moore-Willis
vs. CSUN (L)	Baker-Darby-Lowery-Moore-Willis
vs. MSU (W)	(3) Darby-Harold-Lowery-Moore-Willis
vs. WSU (L)	Darby-Harold-Lowery-Moore-Willis
vs. USF (W)	Darby-Harold-Lowery-Moore-Willis
vs. SMC (L)	Darby-Harold-Lowery-Moore-Willis
at GONZ (L)	Darby-Harold-Lowery-Moore-Willis
at PORT (L)	Darby-Harold-Lowery-Moore-Willis
vs. LMU (L)	Baker-Darby-Lowery-Moore-Willis
at USF (L)	Baker-Darby-Lowery-Moore-Willis
at SMC (L)	Baker-Darby-Lowery-Moore-Willis
vs. BYU (L)	Baker-Darby-Lowery-Moore-Willis
at USD (L)	Baker-Darby-Lowery-Moore-Willis
vs. SCU (W)	(4) Baker-Darby-Moore-Skouen-Willis
at LMU (L)	(5) Baker-Darby-Harold-Moore-Willis
vs. GONZ (L)	Baker-Darby-Harold-Moore-Willis
vs. USD (L)	Baker-Darby-Harold-Moore-Willis
at BYU (L)	Baker-Darby-Harold-Moore-Willis
at SEA (L)	Baker-Darby-Harold-Moore-Willis
vs. PORT (W)	Baker-Darby-Lowery-Moore-Willis
at SCU (W)	Baker-Darby-Lowery-Moore-Willis

PEPPERDINE HIGHS/LOWS

Most Points..... 77 vs. San Francisco (12/29)
 Fewest Points..... 39 at UCLA (11/28)

Most 1st Half Points..... 39 vs. San Francisco (12/29)
 Fewest 1st Half Points..... 11 at UCLA (11/28)
 Most 2nd Half Points 44 vs. Portland (2/18)
 Fewest 2nd Half Points..... 23 at BYU (2/11)

Best FG Pct.519 vs. San Francisco (12/29)
 Worst FG Pct.283 at Gonzaga (1/5)

3-Pt. FGs Made 9, twice
 3-Pt. FGs Attempted 25 at Seattle (2/16)

Free Throws Made 27 vs. Hawaii (12/3)
 Free Throws Attempted 35 vs. Hawaii (12/3)

Rebounds 48 at Santa Clara (2/23)
 Fewest Rebounds..... 26 at San Francisco (1/14)
 Best Rebound Margin..... +15 at Santa Clara (2/23)
 Worst Rebound Margin...-11 vs. Saint Mary's (12/31)

Assists 19, twice
 Fewest Assists..... 4 at Gonzaga (1/5)

Most Turnovers..... 20 at Gonzaga (1/5)
 Fewest Turnovers 8 vs. San Diego (2/9)
 Best Turnover Margin -6 vs. Hawaii (12/3)
 Worst Turnover Margin..... +11 at Gonzaga (1/5)

Blocked Shots..... 7, several

Steals..... 8, several

OPPONENT HIGHS/LOWS

Most Opp. Points 86 by BYU (2/11)
 Fewest Opp. Points 36 by Montana State (12/18)

Most Opp. 1st Half Pts..... 46 by BYU (2/11)
 Fewest Opp. 1st Half Pts..... 15 by No. Arizona (12/7)
 Most Opp. 2nd Half Pts 49 by CSUN (12/10)
 Fewest Opp. 2nd Half Pts..... 19 by Mont. St. (12/18)

Opp. FG Pct..... .556 by CSU Bakersfield (11/19)
 Worst Opp. FG Pct.283 by Montana State (12/18)

Opp. 3-Pt. FGs Made 12 by BYU (2/11)
 Opp. 3-Pt. FGs Attempted 32 by BYU (2/11)

Opp. FTs Made 29 by BYU (1/21)
 Opp. FTs Attempted..... 38 by BYU (1/21)

Opp. Rebounds 46 by BYU (2/11)
 Fewest Opp. Rebounds..... 23 by CSUB (11/19)

Opp. Assists..... 20 by BYU (2/11)
 Fewest Opp. Assists 5 by No. Arizona (12/7)

Most Opp. Turnovers 18 by Santa Clara (1/28)
 Fewest Opp. Turnovers 6, twice

Blocked Shots..... 9, twice

Steals..... 13 by Gonzaga (1/5)

PLAYER SUPERLATIVES

Points..... 26 by Jordan Baker (USF, 1/14)
 FG Made..... 10, twice (Baker, Darby)
 FG Attempts..... 18 by Taylor Darby (BYU, 1/21)
 3FG Made..... 4, several (Willis, Skouen, Moore)
 3FG Attempts..... 12 by Nikolas Skouen (11/26)
 FT Made 9 by Joshua Lowery (ASU, 11/15)
 FT Attempts 13 by Taylor Darby (SCU, 2/23)
 Rebounds 15 by Corbin Moore (SMC, 1/19)
 Assists 8, twice (Lowery, Willis)
 Blocked Shots..... 3, several (Darby, Moore, Baker)
 Steals..... 4 by Jordan Baker (SMC, 1/19)

**PEPPERDINE'S 2011-12
RECORD WHEN...**

Game Decided by 1-5 Points..... 1-1
 Game Decided by 6-9 Points..... 6-2
 Game Decided by 10+ Points..... 3-15

Scoring First 4-5
 Opponent Scores First..... 6-13

Leading at Halftime..... 6-1
 Tied at Halftime 1-0
 Trailing at Halftime..... 3-17

Leading With 5 Minutes to Play..... 9-0
 Tied With 5 Minutes to Play 0-0
 Trailing With 5 Minutes to Play 1-18

Overtime Games 1-0

Scoring 70-79 Points 5-3
 Scoring 60-69 Points 2-3
 Scoring 59 or Fewer Points 3-12

Opp. Scoring 80-89 Points 0-2
 Opp. Scoring 70-79 Points 0-8
 Opp. Scoring 60-69 Points 6-7
 Opp. Scoring 50-59 Points 2-1
 Opp. Scoring 40-49 Points 1-0
 Opp. Scoring 30-39 Points 1-0

50%-plus FG Pct. 1-1
 40-49% FG Pct. 6-6
 39.9%-minus FG Pct. 3-11

Opp. 50%-plus FG Pct..... 0-5
 Opp. 40-49% FG Pct..... 2-12
 Opp. 39.9%-minus FG Pct..... 8-1

Better FG% Than Opponent..... 8-0
 Opponent Has Better FG%..... 2-18

80%-plus FT Pct. 1-1
 70-79% FT Pct..... 6-3
 69%-minus FT Pct. 3-14

Better FT% Than Opponent 5-6
 Opponent Has Better FT% 5-12

Outrebounding Opponent..... 8-9
 Rebounds Were Equal 1-1
 Outrebounded by Opponent..... 1-8

Fewer Turnovers Than Opponent..... 3-1
 Turnovers Were Equal..... 2-1
 More Turnovers Than Opponent 5-16

5 Waves in Double-Figures 1-0
 4 Waves in Double-Figures 4-1
 3 Waves in Double-Figures 1-6
 2 Waves in Double-Figures 2-7
 1 Wave in Double-Figures 2-2
 0 Waves in Double-Figures 0-2

Waves' Bench Scores More 3-6
 Bench Scoring Was Equal..... 1-0
 Opponent Bench Scores More 6-12

Wearing Blue 4-10
 Wearing Orange 0-0
 Wearing White 6-8

Biggest Deficit in Win..... 12 at UTSA
 Biggest Lead in Loss 12 vs. CSUN

PEPPERDINE PLAYER NOTES

JORDAN BAKER



#1 • G • 6-4 • 185 • Fr.
Tempe, Ariz.
Tempe HS

- 2010-11 Parade All-American third teamer (the only WCC recruit to earn a spot on the first three teams).
- Named Arizona's Gatorade State Player of the Year as a senior (averaged 27.3 points).
- Set a school record for Tempe High with a 50-point game.

2011-12 Highlights: Hit both his three-pointers and scored seven points in homecoming win at Arizona State ... Nine points at CSU Bakersfield ... 14 points in win at UTSA, including two big baskets in the final two minutes of regulation ... 10 points (all in first half) in home win vs. San Francisco ... Team-high 14 points vs. Saint Mary's ... Team-high 10 points at Gonzaga ... 12 points at Portland ... 14 points, nine rebounds and four assists vs. LMU ... 26 points to lead all scorers at USF ... 13 points, four steals at Saint Mary's ... Streak of seven straight WCC games in double-figures ended vs. BYU (seven points), but had season highs of seven assists and three blocks ... 11 points at San Diego ... Team-high 15 points in home win vs. Santa Clara ... Nine points and six assists vs. Gonzaga ... 11 points, five assists at Seattle ... 17 points in home win vs. Portland ... Seven points, six assists in road win at Santa Clara.

Season/Career Highs — Baker

Points.....26 at San Francisco (1/14)
 Rebounds 9 vs. Loyola Marymount (1/12)
 Assists 7 vs. BYU (1/21)
 Blocked Shots.....3 vs. BYU (1/21)
 Steals.....4 at Saint Mary's (1/19)
 Minutes 39 vs. Loyola Marymount (1/12)
 FG Made.....10 at San Francisco (1/14)
 3FG Made..... 3 at Seattle (2/16)
 FT Made5 vs. Portland (2/18)

RICHARD BRANNING



#11 • G • 6-2 • 175 • Sr. • 3V
Menlo Park, Calif.
Menlo-Atherton HS

- One of three walk-ons on the roster.
- Appeared in six games his first three seasons.
- His father, Rich Branning, played at Notre Dame and was drafted by the Indiana Pacers, and his sister, Kelli, is a junior on the Pepperdine women's volleyball team (the Waves won the 2011 WCC title and advanced to the NCAA's Elite Eight).

2011-12 Highlights: Sank his second career three-pointer at BYU ... Hit two more threes in the very next game at Seattle for a career-best six points ... Played a career-high five minutes on Senior Night vs. Portland.

Career Highs — Branning

Points..... 6 at Seattle (2/16/12)
 Rebounds 1, twice
 Assists none
 Blocked Shots..... none
 Steals..... none
 Minutes 5 vs. Portland (2/18/12)
 FG Made..... 2 at Seattle (2/16/12)
 3FG Made..... 2 at Seattle (2/16/12)
 FT Made none

TAYLOR DARBY



#41 • F • 6-8 • 230 • Sr. • 3V
San Marcos, Calif.
Mission Hills HS

- A two-year team captain.
- Ranked ninth, ninth and 14th in the WCC in rebounding the past three years.
- Academic honors include 2012 CoSIDA/Capital One Academic All-District first team, 2010 and 2011 WCC All-Academic first team, 2011 Arthur Ashe Jr. Sports Scholar, 2011 NABC Honors Court and three-time WCC Commissioner's Honor Roll.

2011-12 Highlights: 14 points in season-opening win vs. Pomona-Pitzer ... 14 points at CSU Bakersfield ... 12 points, nine rebounds vs. Central Michigan ... 11 points, 11 rebounds in win at UTSA ... Eight points, nine rebounds at UCLA ... 16 points in home win vs. Hawaii ... 15 points vs. CSUN ... 14 points and 11 rebounds in win vs. Montana State ... 13 points and 10 rebounds vs. Washington State ... 14 points in home win vs. San Francisco ... 10 points vs. Saint Mary's ... 14 points, eight rebounds at Portland ... 14 points vs. LMU ... Career-high 21 points along with eight rebounds vs. BYU ... 15 points, seven rebounds at San Diego ... 14 points in home win vs. Santa Clara ... Game-high 18 points at LMU ... 20 points, nine rebounds at Seattle ... 17 points in home win vs. Portland ... Fourth double-double of season with 16 points, 11 rebounds in road win at Santa Clara.

Season Highs — Darby

Points.....21 vs. BYU (1/21)
 Rebounds 11, several
 Assists 3 vs. Pomona-Pitzer (11/12)
 Blocked Shots..... 3, twice
 Steals..... 3 at LMU (2/2)
 Minutes 37 vs. Hawaii (12/3)
 FG Made.....10 vs. BYU (1/21)
 3FG Made..... none
 FT Made 8, several

Career Highs — Darby

Points.....21 vs. BYU (1/21/12)
 Rebounds 14 at Cal State Northridge (12/18/08)
 Assists 3, twice (last vs. Pomona-Pitzer, 11/12/11)
 Blocked Shots..... 3, twice (last at Portland, 1/7/12)
 Steals..... 3, twice (last at LMU, 2/2/12)
 Minutes 39, twice (last at San Diego, 2/5/11)
 FG Made.....10 vs. BYU (1/21/12)
 3FG Made..... none
 FT Made 8, several (last at LMU, 2/2/12)


MORIBA DE FREITAS



#50 • F • 6-9 • 220 • Jr.
Bon Air Gardens, Trinidad
Williston State JC

- Will redshirt the 2011-12 season due to a patellar tendon strain in his left knee that forced him to sit out the preseason and first month of the season.
- Was part of Trinidad's U-17 national team.
- Spent two seasons at Williston State in North Dakota and averaged 6.2 points and 6.8 rebounds as a sophomore.
- His nickname is "Blackjack."

RAMON EATON



#24 • F • 6-8 • 200 • Fr.
Sacramento, Calif.
Sheldon HS

- Named to 2011 Sacramento Bee All-Metro first team after averaging 14 points and 10 rebounds.
 - Was one of six finalists for the Sacramento Bee's area player of the year.
 - Hoop Scoop ranked him in the top five nationally for the class of 2011 before he entered the ninth grade.
- 2011-12 Highlights:** Six points, eight rebounds in debut vs. Pomona-Pitzer ... Seven points in win at ASU ... Eight points at Gonzaga ... Six rebounds vs. LMU ... Six rebounds at San Diego ... Eight points at LMU ... Eight points, two steals at BYU ... 10 points, four rebounds in road win at Santa Clara.

Season/Career Highs — Eaton

Points.....10 at Santa Clara (2/23)
 Rebounds 8 vs. Pomona-Pitzer (11/12)
 Assists 2 at San Francisco (1/14)
 Blocked Shots..... 1, several
 Steals..... 2, twice
 Minutes 26 vs. Pomona-Pitzer (11/12)
 FG Made.....4, twice
 3FG Made..... none
 FT Made 4, several

PEPPERDINE PLAYER NOTES

HECTOR HAROLD



#21 • F • 6-7 • 210 • So. • 1V
Pasadena, Calif.

Northfield Mount Hermon School

- Appeared in 16 games as a freshman, averaging 1.0 points in 5.3 minutes.
- Helped NMH to a second-place finish at the 2010 National Prep Championships (he scored a team-high 20 points in a semifinal win over top-ranked Hargrave Military Academy).
- Played for the Renaissance Academy in La Canada, Calif., reaching the 2008 Division V state championship game, before transferring to NMH.

2011-12 Highlights: Set new career highs in consecutive games with five points at Arizona State and six at CSU Bakersfield ... Had six points again at UCLA ... Career-high seven points at Northern Arizona, including two key second-half baskets ... Another career-high in the next game with 12 points vs. CSUN ... Eight points in first career start vs. Montana State ... Eight points, four rebounds in home win vs. San Francisco.

Season Highs — Harold

Points..... 12 vs. Cal State Northridge (12/10)
Rebounds 5, several
Assists 2 vs. Saint Mary's (12/31)
Blocked Shots.....2 vs. Washington State (12/22)
Steals..... 1, several
Minutes28 vs. Montana State (12/18)
FG Made..... 4 vs. Cal State Northridge (12/10)
3FG Made..... 2, several
FT Made 3 vs. San Francisco (12/29)

Career Highs — Harold

Points.....12 vs. Cal State Northridge (12/10/11)
Rebounds 5, several (last at BYU, 2/11/12)
Assists2, twice (last vs. Saint Mary's, 12/31/11)
Blocked Shots.....2 vs. Washington State (12/22/11)
Steals..... 1, several
Minutes28 vs. Montana State (12/18/11)
FG Made.....4 vs. Cal State Northridge (12/10/11)
3FG Made.....2, several (last vs. Montana St., 12/18/11)
FT Made 4 at Miami (12/30/10)

LORNE JACKSON




#20 • G • 6-2 • 205 • Sr. • 3V
Simi Valley, Calif.
Simi Valley HS

- Will redshirt the 2011-12 season after having knee surgery over the summer.
- Named All-WCC honorable mention last season after averaging 13.2 points.
- Became the first Wave since Doug Christie to post a 20-point, 10-assist game (Jackson had 23 points and 10 assists vs. Seattle on 1/2/2011).
- Named WCC co-Player of the Week on 1/18/2010 after wins over Santa Clara and USF.
- Has 889 career points and should become Pepperdine's 37th player to reach 1,000 career point milestone.

Career Highs — Jackson

Points..... 26 vs. San Diego (1/6/11)
Rebounds 9 vs. UC Irvine (12/18/10)
Assists 10 vs. Seattle (1/2/11)
Blocked Shots..... 1, several
Steals.....4, several (last at Santa Clara, 2/26/11)
Minutes42 at San Diego (2/5/11)
FG Made..... 8, several (last vs. USF, 1/29/11)
3FG Made..... 4, several (last vs. USF, 3/5/11)
FT Made 12 vs. San Diego (3/4/11)

JOSHUA LOWERY



#10 • G • 6-3 • 200 • Jr. • 2V
Phoenix, Ariz.
Desert Vista HS

- His output took a big jump from freshman to sophomore years, going from 1.8 ppg to 5.6 ppg.
- Ranked 11th in the WCC in free throw percentage (78.2%) and 12th in assists (2.8) last season.
- Led Desert Vista to a state title as a 2008 junior, scoring a season-high 21 points in the state final against Phoenix St. Mary's, whose associate head coach at the time was Damin Lopez.

2011-12 Highlights: Team-high 13 points, career-high eight assists in homecoming win at ASU ... 12 points vs. Central Michigan ... 10 points, eight rebounds, six assists in win at UTSA ... Nine points at UCLA ... 10 points vs. Hawaii ... Career-high 17 points vs. CSUN ... 12 points vs. Washington State ... Nine points, five rebounds and four assists in home win vs. San Francisco ... 13 points, six assists vs. LMU ... 10 points vs. BYU ... 12 points at San Diego ... 13 points in home win vs. Santa Clara ... 11 points at LMU ... 11 points, seven assists vs. Gonzaga ... 10 points, five assists vs. San Diego ... 14 points in home win vs. Portland.


Season Highs — Lowery

Points..... 17 vs. Cal State Northridge (12/10)
Rebounds 8 at UTSA (11/26)
Assists 8 at Arizona State (11/15)
Blocked Shots..... 1, several
Steals.....3 vs. Washington State (12/22)
Minutes39, twice
FG Made..... 5, several
3FG Made..... 3 vs. Cal State Northridge (12/10)
FT Made 9 at Arizona State (11/15)

Career Highs — Lowery

Points..... 17 vs. Cal State Northridge (12/10/11)
Rebounds 8 at UTSA (11/26/11)
Assists 8 at Arizona State (11/15/11)
Blocked Shots..... 2 vs. Seattle (1/2/11)
Steals..... 3, twice (last vs. Washington State, 12/22/11)
Minutes 39, several (last vs. LMU, 1/12/12)
FG Made..... 5, several (last vs. Portland, 2/18/12)
3FG Made.....3 vs. Cal State Northridge (12/10/11)
FT Made 9 at Arizona State (11/15/11)

JAN MAEHLLEN



#55 • C • 7-0 • 300 • So. • 1V
Tucson, Ariz.

Ironwood Ridge HS

- Appeared in 18 games, starting five, as a freshman.
- Earned all-state honorable mention honors in his only high school season in Arizona.
- Previously attended hoops powerhouse Lawrence North High in Indianapolis but was stuck on the junior varsity behind a glut of Division I prospects.
- Moved to the U.S. from Germany at the age of 8 and began playing basketball shortly thereafter.

2011-12 Highlights: Fractured his right hand on Oct. 29 and was held out for a month ... Made his season debut at UCLA on Nov. 28 and grabbed four rebounds ... Suffered a groin injury in mid-December that has continued to keep him out of practice.

Season Highs — Maehlen

Points..... none
Rebounds 4 at UCLA (11/28)
Assists 1 vs. Hawaii (12/3)
Blocked Shots..... none
Steals..... none
Minutes 11 at UCLA (11/28)
FG Made..... none
3FG Made..... none
FT Made none

Career Highs — Maehlen

Points..... 8 vs. CSU Bakersfield (11/20/10)
Rebounds 4, several (last at UCLA, 11/28/11)
Assists 1, several
Blocked Shots..... 2 vs. Arkansas State (11/23/10)
Steals..... 1 at Utah (12/7/10)
Minutes 24 vs. CSU Bakersfield (11/20/10)
FG Made..... 3 vs. CSU Bakersfield (11/20/10)
3FG Made..... none
FT Made 2 vs. CSU Bakersfield (11/20/10)

PEPPERDINE PLAYER NOTES

DON MARTIN



#33 • G • 6-4 • 205 • Sr. • 2V
Gladstone, Mo.
Oak Park HS

- A walk-on who is in his third season with the team.
 - Appeared in four career games over his previous two seasons.
 - Named to the 2011 NABC Honors Court and is a two-time WCC Commissioner's Honor Roll "gold" honoree.
- 2011-12 Highlights:** Had played just 20 career minutes before seeing 15 minutes of action at Saint Mary's and nine vs. BYU.

Career Highs — Martin

Points..... none
 Rebounds 1, several (last vs. BYU, 1/21/12)
 Assists 1, several (last at BYU, 2/11/12)
 Blocked Shots..... none
 Steals..... none
 Minutes 15 at Saint Mary's (1/19/12)
 FG Made..... none
 3FG Made..... none
 FT Made none

CORBIN MOORE



#44 • C • 6-10 • 235 • Sr. • 3V
Cypress, Calif.
Los Alamitos HS

- Appeared in all 96 games the past three seasons (starting 49).
- Averaged a personal-best 4.5 ppg as a junior along with 3.7 rebounds.
- Academic awards include 2010 and 2011 WCC All-Academic first team, 2011 NABC Honors Court and three-time WCC Commissioner's Honor Roll.

2011-12 Highlights: Grabbed 10 rebounds in season-opening win vs. Pomona-Pitzer ... Nine boards at ASU ... 15 points, nine rebounds at CSU Bakersfield ... Eight points, nine rebounds vs. Central Michigan ... 14 points, career-high 14 rebounds in win at UTSA ... Made his first career three-point attempt with 10.1 seconds left at UTSA to tie the game and send it to overtime ... Nine points at UCLA ... Career-high 17 points in home win vs. Hawaii ... 11 points, 10 rebounds in win at Northern Arizona ... 10 points and eight rebounds vs. CSUN ... 13 points in home win vs. Montana State ... 14 points, 11 rebounds vs. Washington State ... Career-high 19 points (14 in second half) and 12 rebounds in home win vs. San Francisco ... 12 rebounds at Portland ... Career-high 15 rebounds at Saint Mary's ... 14 points, seven rebounds vs. BYU ... 11 points, 10 rebounds in home win vs. Santa Clara ... 17 points, 10 rebounds vs. Gonzaga ... Seventh double-double with 17 points, 11 rebounds vs. San Diego ... Career-high 20 points (4-for-5 3FG) at Seattle ... 10 points, eight rebounds in home win vs. Portland ... Seven points, 10 rebounds in road win at Santa Clara.

Season Highs — Moore

Points..... 20 at Seattle (2/16)
 Rebounds 15 at Saint Mary's (1/19)
 Assists 3, several
 Blocked Shots..... 3, several
 Steals..... 1, several
 Minutes 39 at UTSA (11/26)
 FG Made..... 8, twice
 3FG Made..... 4 at Seattle (2/16)
 FT Made 7 vs. Hawaii (12/3)

Career Highs — Moore

Points..... 19 vs. San Francisco (12/29/11)
 Rebounds 15 at Saint Mary's (1/19/12)
 Assists 3, several (last vs. Portland, 2/18/12)
 Blocked Shots..... 5 at San Francisco (2/24/11)
 Steals..... 2, several (last at Utah, 12/7/10)
 Minutes 39 at UTSA (11/26/11)
 FG Made..... 8, several (last at Seattle, 2/16/12)
 3FG Made..... 4 at Seattle (2/16/12)
 FT Made 7 vs. Hawaii (12/3/11)

MANNY OCHENJE



#34 • F • 6-9 • 205 • Fr.
Abuja, Nigeria
Brehm Prep

- Averaged 14 points, 10 rebounds and one blocked shot as a prep senior.
 - At one point was rated as the #1 recruit for the class of 2012 in the state of Illinois (he was later reclassified into 2011).
 - Moved from Nigeria to the U.S. prior to entering high school as a freshman, and only began playing basketball a year before that.
- 2011-12 Highlights:** Sank all three of his shots for six points vs. Santa Clara ... Five points, four rebounds vs. Gonzaga ... Eight points, four rebounds vs. San Diego.

Season/Career Highs — Ochenje

Points..... 8 vs. San Diego (2/9)
 Rebounds 4, several
 Assists none
 Blocked Shots..... 2 vs. Saint Mary's (12/31)
 Steals..... 1 vs. Central Michigan (11/21)
 Minutes 18 vs. Gonzaga (2/4)
 FG Made..... 4 vs. San Diego (2/9)
 3FG Made..... none
 FT Made 2, twice

DOMINIC REDIX



#2 • G • 6-0 • 185 • So.
Apple Valley, Calif.
Granite Hills HS


- Joined the team this season as a walk-on.
- Earned all-league honors as a senior and junior in high school.
- Was on the honor roll all four years of high school.

Season/Career Highs — Redix

Points..... none
 Rebounds none
 Assists 1 at BYU (2/11)
 Blocked Shots..... none
 Steals..... none
 Minutes 2 at BYU (2/11)
 FG Made..... none
 3FG Made..... none
 FT Made none

PEPPERDINE PLAYER NOTES

NIKOLAS SKOUCEN



#31 • G • 6-4 • 190 • So.
Bergen, Norway
Pratt CC

- Played with the Norwegian senior national team during summer 2011, and first played in the system at the age of 16.
- In his one season at Pratt Community College (Kan.), was the second-leading scorer at 14.9 ppg and made a team-high 75 three-pointers.
- Averaged more than 30 points a game for Gimle, a club team in Norway, and once scored 67 points in a single game with 10 three-pointers made.

2011-12 Highlights: 16 points and hit four of five three-pointers at CSU Bakersfield ... Nine points on three three-pointers vs. Central Michigan ... 11 points, five rebounds in win at UTSA ... 12 points in home win vs. Hawaii ... Nine points off bench vs. Montana State ... Eight points vs. BYU ... Seven points, four rebounds at San Diego ... Eight points in home win vs. Santa Clara ... Eight points vs. Gonzaga.

Season/Career Highs — Skoucen

Points..... 16 at CSU Bakersfield (11/19)
 Rebounds 5 at UTSA (11/26)
 Assists 3 at UTSA (11/26)
 Blocked Shots..... 1, twice
 Steals..... 2, several
 Minutes 37 at UTSA (11/26)
 FG Made..... 6 at CSU Bakersfield (11/19)
 3FG Made..... 4 at CSU Bakersfield (11/19)
 FT Made 3, several

DANE SUTTLE JR.



#14 • G/F • 6-6 • 215 • Sr. • 3V
Los Angeles, Calif.
Summit College Prep

- Will miss the rest of the 2011-12 season after suffering a stress fracture in his left ankle.
- Changed his jersey number this season from #1 to #14 (the same number his father, who is Pepperdine's all-time leading scorer, wore here).
- Averaged 5.8 points in 16.0 minutes in 89 games over his first three seasons.
- His yearly three-point percentage has improved from 35.4% to 38.6% to 41.1%.
- Was the 2006 L.A. City Player of the Year as a junior at Westchester High School, averaging 22 ppg.

Season Highs — Suttle

Points..... 8 vs. Pomona-Pitzer (11/12)
 Rebounds 2 vs. Pomona-Pitzer (11/12)
 Assists 2 at Arizona State (11/15)
 Blocked Shots..... 1 vs. Pomona-Pitzer (11/12)
 Steals..... none
 Minutes 20 vs. Pomona-Pitzer (11/12)
 FG Made..... 3 vs. Pomona-Pitzer (11/12)
 3FG Made..... 2, twice
 FT Made none

Career Highs — Suttle

Points..... 22 vs. Hampton (11/27/09)
 Rebounds 8, twice (last vs. Hampton, 11/27/09)
 Assists 3, twice (last vs. Western Oregon, 1/3/09)
 Blocked Shots..... 2 at Santa Clara (2/26/11)
 Steals..... 2, several (last vs. Saint Mary's, 1/8/11)
 Minutes 32 at Wyoming (11/29/09)
 FG Made..... 7 vs. Hampton (11/27/09)
 3FG Made..... 5, twice (last vs. Hampton, 11/27/09)
 FT Made 8 at Portland (2/19/09)

CALEB WILLIS



#23 • G • 6-2 • 220 • Jr. • 2V
Stockbridge, Ga.
Stockbridge HS

- In first two seasons, averaged 1.5 points in 9.5 minutes and appeared in 47 games.
- Graduated from high school in 2008 (he was the Henry County Player of the Year) but waited a year for college to get himself into playing shape (he dropped nearly 50 pounds).
- His nickname is "Tank."

2011-12 Highlights: Scored a career-high 18 points, making four of five three-pointers, in season opener vs. Pomona-Pitzer ... Nine points, seven rebounds vs. Central Michigan ... Surpassed his 2010-11 scoring total of 37 points after just four games ... Had only four points in win at UTSA, but had four of Waves' eight points in overtime ... Eight points, five assists vs. Hawaii ... Five points, career-high eight assists vs. CSUN ... Seven points, six assists vs. Montana State ... 10 points, nine rebounds and seven assists vs. San Francisco ... 14 points at Saint Mary's ... Eight rebounds, six assists in home win vs. Santa Clara ... Eight points, six assists vs. San Diego ... Six assists at Seattle ... Six points and team highs of nine rebounds and six assists in home win vs. Portland ... 15 points, eight rebounds in road win at Santa Clara (all 15 points in second half, including 13 in a 5 1/2-minute span as the Waves took the lead for good).

Season Highs — Willis

Points..... 18 vs. Pomona-Pitzer (11/12)
 Rebounds 9, twice
 Assists 8 vs. Cal State Northridge (12/10)
 Blocked Shots..... 1, twice
 Steals..... 2, several
 Minutes 37 at Santa Clara (2/23)
 FG Made..... 6 at Saint Mary's (1/19)
 3FG Made..... 4 vs. Pomona-Pitzer (11/12)
 FT Made 6, twice

Career Highs — Willis

Points..... 18 vs. Pomona-Pitzer (11/12/11)
 Rebounds 9, twice (last vs. Portland, 2/18/12)
 Assists 8 vs. Cal State Northridge (12/10/11)
 Blocked Shots..... 1, several
 Steals..... 3 at Missouri State (11/22/10)
 Minutes 37 at Santa Clara (2/23/12)
 FG Made..... 6 at Saint Mary's (1/19/12)
 3FG Made..... 4 vs. Pomona-Pitzer (11/12/11)
 FT Made 6, twice (last at Gonzaga, 1/5/12)



2011-12 Pepperdine Men's Basketball
 Pepperdine Combined Team Statistics (as of Feb 23, 2012)
All games



RECORD:	OVERALL	HOME	AWAY	NEUTRAL
ALL GAMES	10-18	6-7	4-10	0-1
CONFERENCE	4-12	3-5	1-7	0-0
NON-CONFERENCE	6-6	3-2	3-3	0-1

#	Player	gp-gs	min	avg	Total		3-Point		F-Throw		Rebounds				pf	dq	a	to	blk	stl	pts	avg
					fg-fga	fg%	3fg-fga	3fg%	ft-fa	ft%	off	def	tot	avg								
41	DARBY, Taylor	28-28	828	29.6	128-277	.462	0-0	.000	85-146	.582	69	98	167	6.0	64	0	20	47	23	14	341	12.2
44	MOORE, Corbin	28-28	851	30.4	106-229	.463	23-52	.442	50-79	.633	73	165	238	8.5	66	0	27	42	29	10	285	10.2
10	LOWERY, Joshua	28-22	892	31.9	74-205	.361	23-70	.329	78-101	.772	17	94	111	4.0	68	0	84	51	5	23	249	8.9
01	BAKER, Jordan	28-16	731	26.1	94-242	.388	25-87	.287	35-53	.660	20	56	76	2.7	72	1	72	76	9	33	248	8.9
14	SUTTLE JR., Dane	2-0	25	12.5	5-10	.500	4-9	.444	0-0	.000	0	2	2	1.0	3	0	2	2	1	0	14	7.0
23	WILLIS, Caleb	28-28	821	29.3	54-134	.403	16-47	.340	52-70	.743	36	69	105	3.8	78	4	106	53	2	28	176	6.3
31	SKOUEN, Nikolas	28-7	506	18.1	46-150	.307	33-107	.308	18-25	.720	6	35	41	1.5	46	1	16	27	2	12	143	5.1
21	HAROLD, Hector	26-11	377	14.5	32-101	.317	10-47	.213	13-27	.481	23	39	62	2.4	42	0	12	26	6	3	87	3.3
24	EATON, Ramon	27-0	354	13.1	25-76	.329	0-5	.000	23-32	.719	29	40	69	2.6	36	1	7	27	3	8	73	2.7
34	OCHENJE, Manny	19-0	162	8.5	16-35	.457	0-0	.000	8-13	.615	13	19	32	1.7	23	0	0	9	5	1	40	2.1
11	BRANNING, Richard	7-0	13	1.9	3-7	.429	3-7	.429	0-0	.000	0	1	1	0.1	1	0	0	1	0	0	9	1.3
33	MARTIN, Don	8-0	38	4.8	0-5	.000	0-2	.000	0-0	.000	1	2	3	0.4	5	0	3	1	0	0	0	0.0
02	REDIX, Dominic	4-0	5	1.3	0-0	.000	0-0	.000	0-0	.000	0	0	0	0.0	0	0	1	2	0	0	0	0.0
55	MAEHLEN, Jan	3-0	22	7.3	0-1	.000	0-0	.000	0-0	.000	0	5	5	1.7	4	0	1	2	0	0	0	0.0
Team											51	59	110				10					
Total.....		28	5625		583-1472	.396	137-433	.316	362-546	.663	338	684	1022	36.5	508	7	351	376	85	132	1665	59.5
Opponents.....		28	5625		627-1481	.423	174-515	.338	407-588	.692	282	654	936	33.4	512	10	356	286	118	192	1835	65.5

TEAM STATISTICS	PEP	OPP	Date	Opponent	Score	Att.	
SCORING	1665	1835	11/12/11	POMONA-PITZER	w	59-50	875
Points per game	59.5	65.5	11/15/11	at Arizona State	w	66-60	4127
Scoring margin	-6.1	-	11/19/11	at CSU Bakersfield	L	70-79	1748
FIELD GOALS-ATT	583-1472	627-1481	11/21/11	CENTRAL MICHIGAN	L	57-67	689
Field goal pct	.396	.423	11/26/11	at Texas-San Antonio	Wot	70-64	1132
3 POINT FG-ATT	137-433	174-515	11/28/11	at UCLA	L	39-62	3885
3-point FG pct	.316	.338	12/03/11	HAWAII	w	73-67	1206
3-pt FG made per game	4.9	6.2	12/07/11	at Northern Arizona	w	49-40	617
FREE THROWS-ATT	362-546	407-588	12/10/11	CAL STATE NORTHRIDGE	L	70-73	1088
Free throw pct	.663	.692	12/18/11	MONTANA STATE	w	59-36	703
F-Throws made per game	12.9	14.5	# 12/22/11	vs Washington State	L	56-67	9831
REBOUNDS	1022	936	* 12/29/11	SAN FRANCISCO	w	77-61	821
Rebounds per game	36.5	33.4	* 12/31/11	SAINT MARY'S	L	45-74	741
Rebounding margin	+3.1	-	* 01/05/12	at Gonzaga	L	45-73	6000
ASSISTS	351	356	* 01/07/12	at Portland	L	43-53	2206
Assists per game	12.5	12.7	* 01/12/12	LOYOLA MARYMOUNT	L	58-68	1582
TURNOVERS	376	286	* 01/14/12	at San Francisco	L	63-78	1311
Turnovers per game	13.4	10.2	* 01/19/12	at Saint Mary's	L	47-61	3500
Turnover margin	-3.2	-	* 01/21/12	BRIGHAM YOUNG	L	64-77	3104
Assist/turnover ratio	0.9	1.2	* 01/26/12	at San Diego	L	56-65	1830
STEALS	132	192	* 01/28/12	SANTA CLARA	w	74-62	1298
Steals per game	4.7	6.9	* 02/02/12	at Loyola Marymount	L	57-67	3016
BLOCKS	85	118	* 02/04/12	GONZAGA	L	60-72	2120
Blocks per game	3.0	4.2	* 02/09/12	SAN DIEGO	L	57-70	747
ATTENDANCE	16123	63358	* 02/11/12	at Brigham Young	L	48-86	19008
Home games-Avg/Game	13-1240	14-3823	02/16/12	at Seattle	L	70-81	2959
Neutral site-Avg/Game	-	1-9831	* 02/18/12	PORTLAND	w	70-65	1149
			* 02/23/12	at Santa Clara	w	63-57	2188

Score by Periods	1st	2nd	OT	Totals
Pepperdine	712	945	8	1665
Opponents	865	968	2	1835

= Cougar Hardwood Classic (Seattle, Wash.)
 * = West Coast Conference game



2011-12 Pepperdine Men's Basketball
 Pepperdine Combined Team Statistics (as of Feb 23, 2012)
Conference games



RECORD:	OVERALL	HOME	AWAY	NEUTRAL
ALL GAMES	4-12	3-5	1-7	0-0
CONFERENCE	4-12	3-5	1-7	0-0
NON-CONFERENCE	0-0	0-0	0-0	0-0

#	Player	gp-gs	min	avg	Total		3-Point		F-Throw		Rebounds			pf	dq	a	to	blk	stl	pts	avg	
					fg-fga	fg%	3fg-fga	3fg%	ft-fa	ft%	off	def	tot									avg
41	DARBY, Taylor	16-16	473	29.6	68-158	.430	0-0	.000	52-86	.605	34	47	81	5.1	36	0	13	23	12	8	188	11.8
01	BAKER, Jordan	16-12	512	32.0	71-176	.403	15-57	.263	24-38	.632	17	36	53	3.3	41	0	48	51	4	22	181	11.3
44	MOORE, Corbin	16-16	493	30.8	62-131	.473	13-34	.382	12-28	.429	42	96	138	8.6	37	0	12	20	15	6	149	9.3
10	LOWERY, Joshua	16-11	496	31.0	46-113	.407	13-37	.351	34-45	.756	9	48	57	3.6	40	0	47	31	4	11	139	8.7
23	WILLIS, Caleb	16-16	447	27.9	34-79	.430	3-21	.143	33-43	.767	19	49	68	4.3	45	2	53	31	2	13	104	6.5
31	SKOUEN, Nikolas	16-1	240	15.0	19-73	.260	11-49	.224	6-12	.500	2	16	18	1.1	18	0	7	13	0	5	55	3.4
24	EATON, Ramon	15-0	182	12.1	15-44	.341	0-3	.000	16-25	.640	14	23	37	2.5	24	1	4	11	0	4	46	3.1
34	OCHENJE, Manny	12-0	112	9.3	15-28	.536	0-0	.000	2-4	.500	11	15	26	2.2	15	0	0	5	4	0	32	2.7
21	HAROLD, Hector	14-8	196	14.0	11-41	.268	2-15	.133	6-12	.500	13	17	30	2.1	25	0	7	13	3	3	30	2.1
11	BRANNING, Richard	4-0	9	2.3	1-3	.333	1-3	.333	0-0	.000	0	1	1	0.3	1	0	0	1	0	0	3	0.8
02	REDIX, Dominic	3-0	4	1.3	0-0	.000	0-0	.000	0-0	.000	0	0	0	0.0	0	0	1	1	0	0	0	0.0
33	MARTIN, Don	7-0	36	5.1	0-5	.000	0-2	.000	0-0	.000	1	1	2	0.3	5	0	3	1	0	0	0	0.0
Team											24	34	58				6					
Total.....		16	3200		342-851	.402	58-221	.262	185-293	.631	186	383	569	35.6	287	3	195	207	44	72	927	57.9
Opponents.....		16	3200		374-857	.436	98-294	.333	243-353	.688	168	384	552	34.5	278	3	207	151	61	110	1089	68.1

TEAM STATISTICS	PEP	OPP	Date	Opponent	Score	Att.
SCORING	927	1089	* 12/29/11	SAN FRANCISCO	w 77-61	821
Points per game	57.9	68.1	* 12/31/11	SAINT MARY'S	L 45-74	741
Scoring margin	-10.1	-	* 01/05/12	at Gonzaga	L 45-73	6000
FIELD GOALS-ATT	342-851	374-857	* 01/07/12	at Portland	L 43-53	2206
Field goal pct	.402	.436	* 01/12/12	LOYOLA MARYMOUNT	L 58-68	1582
3 POINT FG-ATT	58-221	98-294	* 01/14/12	at San Francisco	L 63-78	1311
3-point FG pct	.262	.333	* 01/19/12	at Saint Mary's	L 47-61	3500
3-pt FG made per game	3.6	6.1	* 01/21/12	BRIGHAM YOUNG	L 64-77	3104
FREE THROWS-ATT	185-293	243-353	* 01/26/12	at San Diego	L 56-65	1830
Free throw pct	.631	.688	* 01/28/12	SANTA CLARA	w 74-62	1298
F-Throws made per game	11.6	15.2	* 02/02/12	at Loyola Marymount	L 57-67	3016
REBOUNDS	569	552	* 02/04/12	GONZAGA	L 60-72	2120
Rebounds per game	35.6	34.5	* 02/09/12	SAN DIEGO	L 57-70	747
Rebounding margin	+1.1	-	* 02/11/12	at Brigham Young	L 48-86	19008
ASSISTS	195	207	* 02/18/12	PORTLAND	w 70-65	1149
Assists per game	12.2	12.9	* 02/23/12	at Santa Clara	w 63-57	2188
TURNOVERS	207	151				
Turnovers per game	12.9	9.4				
Turnover margin	-3.5	-				
Assist/turnover ratio	0.9	1.4				
STEALS	72	110				
Steals per game	4.5	6.9				
BLOCKS	44	61				
Blocks per game	2.8	3.8				
ATTENDANCE	11562	39059				
Home games-Avg/Game	8-1445	8-4882				
Neutral site-Avg/Game	-	0-0				

= Cougar Hardwood Classic (Seattle, Wash.)
 * = West Coast Conference game

Score by Periods	1st	2nd	Totals
Pepperdine	401	526	927
Opponents	530	559	1089



2011-12 Pepperdine Men's Basketball
 Pepperdine Points-Rebounds-Assists (as of Feb 23, 2012)
All games



Opponent	Date	Score		01	02	10	11	14	21	23
				BAKER,JORD	REDIX,DOMI	LOWERY,JOS	BRANNING,R	SUTTLE JR.	HAROLD,HEC	WILLIS,CAL
POMONA-PITZER	11/12/11	59-50	w	4-2-1	DNP	7-6-3	DNP	8-2-0	0-0-0	18-3-4
at Arizona State	11/15/11	66-60	w	7-2-2	DNP	13-5-8	DNP	6-0-2	5-5-0	6-2-1
at CSU Bakersfield	11/19/11	70-79	L	9-4-2	DNP	2-2-3	0-0-0	DNP	6-1-0	5-2-5
CENTRAL MICHIGAN	11/21/11	57-67	L	4-0-3	DNP	12-5-3	DNP	DNP	3-5-1	9-7-3
at Texas-San Antonio	11/26/11	70-64	w	14-2-4	DNP	10-8-6	DNP	DNP	2-0-0	4-1-3
at UCLA	11/28/11	39-62	L	0-2-0	DNP	9-2-2	DNP	DNP	6-2-1	2-5-2
HAWAII	12/03/11	73-67	w	3-2-1	DNP	10-4-4	DNP	DNP	3-4-0	8-1-5
at Northern Arizona	12/07/11	49-40	w	0-0-0	DNP	7-5-1	DNP	DNP	7-4-1	5-5-4
CAL STATE NORTHRIDGE	12/10/11	70-73	L	5-1-1	DNP	17-4-1	DNP	DNP	12-4-0	5-4-8
MONTANA STATE	12/18/11	59-36	w	4-2-3	0-0-0	4-6-3	0-0-0	DNP	8-2-0	7-2-6
vs Washington State	12/22/11	56-67	L	6-1-2	DNP	12-4-2	DNP	DNP	5-2-1	1-1-6
SAN FRANCISCO	12/29/11	77-61	w	10-2-1	0-0-0	9-5-4	0-0-0	DNP	8-4-1	10-9-7
SAINT MARY'S	12/31/11	45-74	L	14-2-0	DNP	4-0-0	DNP	DNP	0-2-2	4-4-2
at Gonzaga	01/05/12	45-73	L	10-6-1	DNP	3-5-1	DNP	DNP	4-3-0	6-4-2
at Portland	01/07/12	43-53	L	12-2-1	DNP	3-3-1	DNP	DNP	0-1-1	6-7-2
LOYOLA MARYMOUNT	01/12/12	58-68	L	14-9-4	DNP	13-4-6	DNP	DNP	DNP	7-4-1
at San Francisco	01/14/12	63-78	L	26-2-0	DNP	7-4-6	DNP	DNP	0-0-0	8-2-5
at Saint Mary's	01/19/12	47-61	L	13-4-3	DNP	8-2-2	DNP	DNP	0-0-0	14-3-2
BRIGHAM YOUNG	01/21/12	64-77	L	7-0-7	DNP	10-6-4	DNP	DNP	DNP	2-4-3
at San Diego	01/26/12	56-65	L	11-3-2	DNP	12-3-1	DNP	DNP	0-4-0	3-2-1
SANTA CLARA	01/28/12	74-62	w	15-2-4	0-0-0	13-3-2	0-0-0	DNP	4-2-1	3-8-6
at Loyola Marymount	02/02/12	57-67	L	6-3-3	DNP	11-5-2	DNP	DNP	4-5-1	4-3-3
GONZAGA	02/04/12	60-72	L	9-3-6	DNP	11-4-7	DNP	DNP	0-1-0	4-0-1
SAN DIEGO	02/09/12	57-70	L	3-2-6	DNP	10-2-5	DNP	DNP	4-0-0	8-0-6
at Brigham Young	02/11/12	48-86	L	7-7-3	0-0-1	5-5-2	3-0-0	DNP	4-5-1	4-1-3
at Seattle	02/16/12	70-81	L	11-5-5	DNP	7-3-1	6-0-0	DNP	0-3-1	2-4-6
PORTLAND	02/18/12	70-65	w	17-5-1	DNP	14-2-2	0-1-0	DNP	2-2-0	6-9-6
at Santa Clara	02/23/12	63-57	w	7-1-6	DNP	6-4-2	DNP	DNP	0-1-0	15-8-3

Opponent	Date	Score		24	31	33	34	41	44	55
				EATON,RAMO	SKOUEN,NIK	MARTIN,DON	OCHENJE,MA	DARBY,TAYL	MOORE,CORB	MAEHLLEN,JA
POMONA-PITZER	11/12/11	59-50	w	6-8-1	2-1-1	DNP	0-2-0	14-6-3	0-10-1	DNP
at Arizona State	11/15/11	66-60	w	7-4-0	6-2-0	DNP	2-0-0	9-4-0	5-9-0	DNP
at CSU Bakersfield	11/19/11	70-79	L	0-0-1	16-3-2	DNP	3-1-0	14-1-0	15-9-1	DNP
CENTRAL MICHIGAN	11/21/11	57-67	L	0-2-0	9-2-0	DNP	0-1-0	12-9-1	8-9-2	DNP
at Texas-San Antonio	11/26/11	70-64	w	4-2-0	11-5-3	DNP	DNP	11-11-0	14-14-0	DNP
at UCLA	11/28/11	39-62	L	0-1-0	3-0-0	DNP	2-2-0	8-9-0	9-4-0	0-4-0
HAWAII	12/03/11	73-67	w	4-3-0	12-2-1	DNP	DNP	16-6-1	17-4-3	0-0-1
at Northern Arizona	12/07/11	49-40	w	4-1-0	8-1-0	DNP	DNP	7-5-0	11-10-1	0-1-0
CAL STATE NORTHRIDGE	12/10/11	70-73	L	0-5-1	6-2-1	DNP	DNP	15-5-2	10-8-2	DNP
MONTANA STATE	12/18/11	59-36	w	0-1-0	9-2-0	0-1-0	0-0-0	14-11-0	13-6-3	DNP
vs Washington State	12/22/11	56-67	L	2-0-0	3-2-1	DNP	DNP	13-10-0	14-11-1	DNP
SAN FRANCISCO	12/29/11	77-61	w	2-2-0	2-0-1	0-0-0	3-1-0	14-2-0	19-12-0	DNP
SAINT MARY'S	12/31/11	45-74	L	0-0-0	5-2-1	DNP	2-0-0	10-3-0	6-9-0	DNP
at Gonzaga	01/05/12	45-73	L	8-3-0	0-3-0	DNP	2-3-0	4-6-0	8-2-0	DNP
at Portland	01/07/12	43-53	L	4-4-0	0-0-0	DNP	DNP	14-8-0	4-12-2	DNP
LOYOLA MARYMOUNT	01/12/12	58-68	L	0-6-0	6-2-0	0-0-0	DNP	14-4-1	4-7-0	DNP
at San Francisco	01/14/12	63-78	L	2-3-2	5-1-1	DNP	2-4-0	5-5-0	8-4-0	DNP
at Saint Mary's	01/19/12	47-61	L	DNP	0-0-0	0-1-1	0-1-0	5-2-0	7-15-0	DNP
BRIGHAM YOUNG	01/21/12	64-77	L	2-2-0	8-0-2	0-1-0	DNP	21-8-1	14-7-2	DNP
at San Diego	01/26/12	56-65	L	2-6-0	7-4-1	DNP	0-0-0	15-7-2	6-7-3	DNP
SANTA CLARA	01/28/12	74-62	w	0-1-0	8-0-0	0-0-0	6-1-0	14-4-2	11-10-0	DNP
at Loyola Marymount	02/02/12	57-67	L	8-3-0	0-0-0	0-0-1	DNP	18-5-2	6-9-0	DNP
GONZAGA	02/04/12	60-72	L	0-0-1	8-2-0	DNP	5-4-0	6-2-2	17-10-0	DNP
SAN DIEGO	02/09/12	57-70	L	0-0-0	0-1-0	DNP	8-4-0	7-5-1	17-11-1	DNP
at Brigham Young	02/11/12	48-86	L	8-3-0	2-2-1	0-0-1	2-2-0	8-3-1	5-5-1	DNP
at Seattle	02/16/12	70-81	L	0-5-0	3-1-0	DNP	1-0-0	20-9-0	20-6-1	DNP
PORTLAND	02/18/12	70-65	w	0-0-0	2-0-0	DNP	2-4-0	17-6-1	10-8-3	DNP
at Santa Clara	02/23/12	63-57	w	10-4-1	2-1-0	DNP	0-2-0	16-11-0	7-10-0	DNP



2011-12 Pepperdine Men's Basketball
 Pepperdine Season/Career Statistics (as of Feb 23, 2012)
All games



SEASON STATISTICS

CAREER STATISTICS

SUMMARY	gp-gs	min/g	fg%	3fg%	ft%	r/g	a/g	stl	blk	pts/g	gp-gs	min/g	fg%	3fg%	ft%	r/g	a/g	stl	blk	pts/g
DARBY, Taylor	28-28	29.6	.462	.000	.582	6.0	0.7	14	23	12.2	124-110	25.7	.443	.000	.587	5.9	0.5	52	52	7.9
MOORE, Corbin	28-28	30.4	.463	.442	.633	8.5	1.0	10	29	10.2	124-77	20.5	.483	.442	.655	5.0	0.5	37	71	5.1
LOWERY, Joshua	28-22	31.9	.361	.329	.772	4.0	3.0	23	5	8.9	89-51	21.9	.358	.313	.762	2.5	2.2	55	12	5.4
BAKER, Jordan	28-16	26.1	.388	.287	.660	2.7	2.6	33	9	8.9	28-16	26.1	.388	.287	.660	2.7	2.6	33	9	8.9
SUTTLE JR., Dane	2-0	12.5	.500	.444	.000	1.0	1.0	0	1	7.0	91-17	15.9	.395	.381	.677	1.9	0.6	28	11	5.8
WILLIS, Caleb	28-28	29.3	.403	.340	.743	3.8	3.8	28	2	6.3	75-36	16.9	.395	.324	.733	1.9	2.0	40	5	3.3
SKOUEEN, Nikolas	28-7	18.1	.307	.308	.720	1.5	0.6	12	2	5.1	28-7	18.1	.307	.308	.720	1.5	0.6	12	2	5.1
HAROLD, Hector	26-11	14.5	.317	.213	.481	2.4	0.5	3	6	3.3	42-11	11.0	.293	.200	.559	1.7	0.4	4	7	2.5
EATON, Ramon	27-0	13.1	.329	.000	.719	2.6	0.3	8	3	2.7	27-0	13.1	.329	.000	.719	2.6	0.3	8	3	2.7
OCHENJE, Manny	19-0	8.5	.457	.000	.615	1.7	0.0	1	5	2.1	19-0	8.5	.457	.000	.615	1.7	0.0	1	5	2.1
BRANNING, Richard	7-0	1.9	.429	.429	.000	0.1	0.0	0	0	1.3	13-0	1.6	.444	.500	.000	0.2	0.0	0	0	0.9
MAEHLEN, Jan	3-0	7.3	.000	.000	.000	1.7	0.3	0	0	0.0	21-5	8.2	.400	.000	.300	1.4	0.2	1	3	0.7
REDIX, Dominic	4-0	1.3	.000	.000	.000	0.0	0.3	0	0	0.0	4-0	1.3	.000	.000	.000	0.0	0.3	0	0	0.0
MARTIN, Don	8-0	4.8	.000	.000	.000	0.4	0.4	0	0	0.0	12-0	4.5	.000	.000	.000	0.3	0.3	0	0	0.0

SCORING	fg-fga	fg%	3fg-fga	3fg%	ft-fta	ft%	pts	pts/g	fg-fga	fg%	3fg-fga	3fg%	ft-fta	ft%	pts	pts/g
DARBY, Taylor	128-277	.462	0-0	.000	85-146	.582	341	12.2	361-814	.443	0-0	.000	260-443	.587	982	7.9
MOORE, Corbin	106-229	.463	23-52	.442	50-79	.633	285	10.2	247-511	.483	23-52	.442	112-171	.655	629	5.1
LOWERY, Joshua	74-205	.361	23-70	.329	78-101	.772	249	8.9	141-394	.358	41-131	.313	160-210	.762	483	5.4
BAKER, Jordan	94-242	.388	25-87	.287	35-53	.660	248	8.9	94-242	.388	25-87	.287	35-53	.660	248	8.9
SUTTLE JR., Dane	5-10	.500	4-9	.444	0-0	.000	14	7.0	175-443	.395	96-252	.381	84-124	.677	530	5.8
WILLIS, Caleb	54-134	.403	16-47	.340	52-70	.743	176	6.3	79-200	.395	23-71	.324	66-90	.733	247	3.3
SKOUEEN, Nikolas	46-150	.307	33-107	.308	18-25	.720	143	5.1	46-150	.307	33-107	.308	18-25	.720	143	5.1
HAROLD, Hector	32-101	.317	10-47	.213	13-27	.481	87	3.3	36-123	.293	12-60	.200	19-34	.559	103	2.5
EATON, Ramon	25-76	.329	0-5	.000	23-32	.719	73	2.7	25-76	.329	0-5	.000	23-32	.719	73	2.7
OCHENJE, Manny	16-35	.457	0-0	.000	8-13	.615	40	2.1	16-35	.457	0-0	.000	8-13	.615	40	2.1
BRANNING, Richard	3-7	.429	3-7	.429	0-0	.000	9	1.3	4-9	.444	4-8	.500	0-0	.000	12	0.9
MAEHLEN, Jan	0-1	.000	0-0	.000	0-0	.000	0	0.0	6-15	.400	0-0	.000	3-10	.300	15	0.7
REDIX, Dominic	0-0	.000	0-0	.000	0-0	.000	0	0.0	0-0	.000	0-0	.000	0-0	.000	0	0.0
MARTIN, Don	0-5	.000	0-2	.000	0-0	.000	0	0.0	0-8	.000	0-3	.000	0-0	.000	0	0.0

TOTALS	o-reb	d-reb	t-reb	pf	fo	ast	to	a/to	o-reb	d-reb	t-reb	pf	fo	ast	to	a/to
DARBY, Taylor	69	98	167	64	0	20	47	0.4	322	408	730	300	7	64	147	0.4
MOORE, Corbin	73	165	238	66	0	27	42	0.6	252	365	617	260	2	64	112	0.6
LOWERY, Joshua	17	94	111	68	0	84	51	1.6	37	184	221	156	2	197	120	1.6
BAKER, Jordan	20	56	76	72	1	72	76	0.9	20	56	76	72	1	72	76	0.9
SUTTLE JR., Dane	0	2	2	3	0	2	2	1.0	46	131	177	107	1	54	95	0.6
WILLIS, Caleb	36	69	105	78	4	106	53	2.0	43	102	145	128	5	153	97	1.6
SKOUEEN, Nikolas	6	35	41	46	1	16	27	0.6	6	35	41	46	1	16	27	0.6
HAROLD, Hector	23	39	62	42	0	12	26	0.5	24	47	71	46	0	17	32	0.5
EATON, Ramon	29	40	69	36	1	7	27	0.3	29	40	69	36	1	7	27	0.3
OCHENJE, Manny	13	19	32	23	0	0	9	0.0	13	19	32	23	0	0	9	0.0
BRANNING, Richard	0	1	1	1	0	0	1	0.0	0	2	2	1	0	0	1	0.0
MAEHLEN, Jan	0	5	5	4	0	1	2	0.5	8	22	30	38	0	4	11	0.4
REDIX, Dominic	0	0	0	0	0	1	2	0.5	0	0	0	0	0	1	2	0.5
MARTIN, Don	1	2	3	5	0	3	1	3.0	1	2	3	6	0	4	3	1.3



2011-12 Pepperdine Men's Basketball Pepperdine Team Game-by-Game Comparison (as of Feb 23, 2012) All games

Opponent	1st	2nd	Score	Mar	Total FG	FG Pct	3-Pointers	3FG Pct	Free Throws	FT Pct	Rebounds	Assist	T/Over	Block	Steal	Fouls
POMONA-PITZER	26/25	33/25	59-50	+9	18-52/21-55	.346/.382	6-21/8-25	.286/.320	17-21/0-1	.810/.000	42/29 +13	14/16	12/12	2/5	8/5	9/17
Arizona State	35/29	31/31	66-60	+6	18-47/18-53	.383/.340	8-11/7-27	.727/.259	22-31/17-23	.710/.739	36/36 -	13/12	14/15	3/9	6/6	19/23
CSU Bakersfield	29/32	41/47	70-79	(9)	22-43/25-45	.512/.556	8-15/10-17	.533/.588	18-24/19-26	.750/.731	27/23 +4	14/19	19/12	1/4	3/11	24/25
CENTRAL MICHIGAN	25/33	32/34	57-67	(10)	17-58/25-49	.293/.510	7-23/7-15	.304/.467	16-20/10-17	.800/.588	43/29 +14	13/13	14/10	0/5	6/10	17/18
Texas-San Antonio	26/32	36/30	70-64	+6	25-60/20-57	.417/.351	7-22/8-24	.318/.333	13-22/16-26	.591/.615	45/38 +7	16/12	17/17	3/3	8/7	23/20
UCLA	11/28	28/34	39-62	(23)	15-48/22-51	.313/.431	3-9/4-14	.333/.286	6-13/14-22	.462/.636	36/35 +1	5/11	15/7	2/8	3/10	19/16
HAWAII	31/31	42/36	73-67	+6	20-52/22-48	.385/.458	6-17/7-21	.353/.333	27-35/16-19	.771/.842	32/33 (1)	16/16	9/15	3/3	6/2	20/27
Northern Arizona	25/15	24/25	49-40	+9	17-42/15-52	.405/.288	5-13/2-15	.385/.133	10-15/8-13	.667/.615	38/28 +10	7/5	15/8	7/1	3/8	13/14
CAL STATE NORTHRIDGE	30/24	40/49	70-73	(3)	23-51/20-44	.451/.455	9-20/7-17	.450/.412	15-22/26-33	.682/.788	34/26 +8	16/12	12/7	4/3	2/7	23/21
MONTANA STATE	23/17	36/19	59-36	+23	21-47/15-53	.447/.283	7-21/1-10	.333/.100	10-14/5-12	.714/.417	40/31 +9	15/7	15/13	6/2	6/5	19/16
Washington State	15/26	41/41	56-67	(11)	21-59/23-57	.356/.404	4-15/7-16	.267/.438	10-16/14-19	.625/.737	38/40 (2)	13/15	11/10	7/5	5/6	14/16
SAN FRANCISCO	39/30	38/31	77-61	+16	27-52/23-61	.519/.377	5-13/4-24	.385/.167	18-24/11-15	.750/.733	41/29 +12	14/11	15/10	4/1	4/8	17/21
SAINT MARY'S	18/35	27/39	45-74	(29)	17-46/27-60	.370/.450	0-10/10-23	.000/.435	11-18/10-12	.611/.833	29/40 (11)	5/14	12/7	3/2	3/9	12/18
Gonzaga	20/38	25/35	45-73	(28)	13-46/25-61	.283/.410	3-11/10-27	.273/.370	16-22/13-21	.727/.619	37/41 (4)	4/16	20/9	3/5	5/13	17/16
Portland	19/29	24/24	43-53	(10)	17-54/18-48	.315/.375	0-14/7-12	.000/.583	9-15/10-18	.600/.556	39/36 +3	7/12	14/10	7/5	8/6	19/17
LOYOLA MARYMOUNT	26/28	32/40	58-68	(10)	23-61/24-56	.377/.429	4-19/3-12	.211/.250	8-12/17-28	.667/.607	40/41 (1)	12/8	9/8	4/7	3/4	21/16
San Francisco	26/32	37/46	63-78	(15)	21-49/27-49	.429/.551	3-11/4-16	.273/.250	18-23/20-30	.783/.667	26/33 (7)	14/15	12/10	1/1	5/7	24/21
Saint Mary's	21/29	26/32	47-61	(14)	18-44/20-47	.409/.426	6-11/6-18	.545/.333	5-11/15-16	.455/.938	29/29 -	8/12	17/11	4/4	6/9	14/16
BRIGHAM YOUNG	29/42	35/35	64-77	(13)	26-61/23-49	.426/.469	4-17/2-11	.235/.182	8-12/29-38	.667/.763	31/35 (4)	19/14	9/9	4/5	3/4	23/11
San Diego	21/37	35/28	56-65	(9)	20-52/22-47	.385/.468	4-13/4-11	.308/.364	12-22/17-31	.545/.548	37/32 +5	10/13	13/8	2/3	3/4	20/21
SANTA CLARA	32/28	42/34	74-62	+12	24-50/24-51	.480/.471	6-8/8-18	.750/.444	20-27/6-10	.741/.600	35/24 +11	15/14	16/18	2/4	5/6	14/24
Loyola Marymount	27/34	30/33	57-67	(10)	21-55/23-53	.382/.434	2-15/6-15	.133/.400	13-20/15-23	.650/.652	37/34 +3	12/10	14/10	1/4	6/11	18/15
GONZAGA	21/35	39/37	60-72	(12)	23-54/22-44	.426/.500	8-21/7-16	.381/.438	6-12/21-28	.500/.750	33/30 +3	17/14	10/6	3/3	2/6	19/15
SAN DIEGO	26/34	31/36	57-70	(13)	23-55/25-49	.418/.510	5-16/6-18	.313/.333	6-14/14-22	.429/.636	27/37 (10)	19/15	8/9	2/1	5/5	19/15
Brigham Young	25/46	23/40	48-86	(38)	21-63/27-65	.333/.415	2-16/12-32	.125/.375	4-11/20-24	.364/.833	39/46 (7)	14/20	17/12	1/7	8/10	16/12
Seattle	35/43	35/38	70-81	(11)	24-62/27-60	.387/.450	9-25/8-20	.360/.400	13-20/19-24	.650/.792	42/36 +6	14/11	16/9	3/9	4/5	21/21
PORTLAND	26/27	44/38	70-65	+5	25-55/23-58	.455/.397	3-14/4-16	.214/.250	17-24/15-20	.708/.750	41/32 +9	13/10	11/8	2/2	5/6	16/18
Santa Clara	25/26	38/31	63-57	+6	23-54/21-59	.426/.356	3-12/5-25	.250/.200	14-26/10-17	.538/.588	48/33 +15	12/9	10/6	1/7	1/2	18/22

Note: Game totals are displayed in the format TEAM/OPPONENT for each category

LAST FOUR GAMES



Official Basketball Box Score -- Game Totals -- Final Statistics
Pepperdine vs Santa Clara
 02/23/12 7 p.m. at Santa Clara, Calif. (Leavey Center)



Pepperdine 63 • 10-18, 4-12 WCC

#	Player	Total			3-Ptr			Rebounds			PF	TP	A	TO	Blk	Stl	Min
		FG-FGA	FG-FGA	FT-FTA	FG-FGA	FG-FGA	FT-FTA	Off	Def	Tot							
41	DARBY, Taylor	f	6-16	0-0	4-13	4	7	11	2	16	0	2	0	0	0	33	
44	MOORE, Corbin	c	2-9	2-5	1-2	5	5	10	4	7	0	2	0	0	0	30	
01	BAKER, Jordan	g	3-5	1-1	0-0	1	0	1	2	7	6	2	0	1	1	37	
10	LOWERY, Joshua	g	2-7	0-3	2-2	0	4	4	3	6	2	0	0	0	0	29	
23	WILLIS, Caleb	g	5-8	0-2	5-6	2	6	8	1	15	3	3	0	0	0	37	
21	HAROLD, Hector	g	0-0	0-0	0-0	1	0	1	3	0	0	0	0	0	0	7	
24	EATON, Ramon	g	4-6	0-0	2-3	0	4	4	2	10	1	0	0	0	0	15	
31	SKOUEEN, Nikolas	g	1-2	0-1	0-0	0	1	1	0	2	0	1	0	0	0	7	
34	OCHENJE, Manny	g	0-1	0-0	0-0	0	2	2	1	0	0	0	1	0	0	5	
	Team					5	1	6									
	Totals		23-54	3-12	14-26	18	30	48	18	63	12	10	1	1	1	200	

FG % 1st Half: 11-31 35.5% 2nd half: 12-23 52.2% Game: 23-54 42.6% Deadball Rebounds 5
 3FG % 1st Half: 2-8 25.0% 2nd half: 1-4 25.0% Game: 3-12 25.0%
 FT % 1st Half: 1-2 50.0% 2nd half: 13-24 54.2% Game: 14-26 53.8%

Santa Clara 57 • 8-20, 0-15 WCC

#	Player	Total			3-Ptr			Rebounds			PF	TP	A	TO	Blk	Stl	Min
		FG-FGA	FG-FGA	FT-FTA	FG-FGA	FG-FGA	FT-FTA	Off	Def	Tot							
31	HARRISON, Niyi	f	5-10	0-0	1-2	4	5	9	5	11	0	2	1	0	0	26	
42	COWELS, Raymond III	f	5-12	4-9	1-1	2	2	4	3	15	1	0	0	1	1	33	
44	ATANGA, Yannick	c	1-1	0-0	2-3	3	6	9	4	4	0	0	4	1	1	25	
00	ROQUEMORE, Evan	g	3-11	0-6	6-7	1	5	6	3	12	5	1	1	0	33		
33	BACH, Phillip	g	0-2	0-2	0-0	0	1	1	0	0	1	0	0	0	0	5	
03	CLARK, Brandon	g	3-11	1-5	0-0	0	1	1	3	7	2	2	0	0	0	25	
05	AKWENUKE, Jordan	g	0-0	0-0	0-0	1	0	1	0	0	0	0	0	0	0	4	
20	JOHNSON, Denzel	g	2-7	0-2	0-0	1	0	1	0	4	0	1	0	0	0	31	
24	CLARKE, Julian	g	0-1	0-1	0-0	0	0	0	1	0	0	0	0	0	0	3	
35	GARRETT, Robert	g	2-4	0-0	0-4	0	0	0	2	4	0	0	1	0	0	15	
	Team					1	0	1									
	Totals		21-59	5-25	10-17	13	20	33	22	57	9	6	7	2	1	200	

FG % 1st Half: 10-25 40.0% 2nd half: 11-34 32.4% Game: 21-59 35.6% Deadball Rebounds 2
 3FG % 1st Half: 3-10 30.0% 2nd half: 2-15 13.3% Game: 5-25 20.0%
 FT % 1st Half: 3-6 50.0% 2nd half: 7-11 63.6% Game: 10-17 58.8%

Officials: Ken Ditty, Tom Wood, Glen Mayberry
 Technical fouls: Pepperdine-None. Santa Clara-None.
 Attendance: 2188

Score by periods	1st	2nd	Total
Pepperdine	25	38	63
Santa Clara	26	31	57

Last FG - PEP 2nd-00:17, SCU 2nd-00:10.
 Largest lead - PEP by 13 2nd-07:13, SCU by 6 1st-09:08.

Score tied - 3 times.
 Lead changed - 1 time.



Official Basketball Box Score -- Game Totals -- Final Statistics
Pepperdine vs Seattle
 02/16/12 7:10 p.m. at Seattle, Wash. (KeyArena)



Pepperdine 70 • 8-18

#	Player	Total			3-Ptr			Rebounds			PF	TP	A	TO	Blk	Stl	Min
		FG-FGA	FG-FGA	FT-FTA	FG-FGA	FG-FGA	FT-FTA	Off	Def	Tot							
21	HAROLD, Hector	f	0-1	0-1	0-0	0	3	3	0	1	1	1	0	1	0	15	
41	DARBY, Taylor	f	7-13	0-0	6-11	5	4	9	1	20	0	4	0	0	0	33	
44	MOORE, Corbin	c	8-15	4-5	0-0	0	6	6	3	20	1	2	1	0	27		
01	BAKER, Jordan	g	3-10	3-7	2-2	0	5	5	4	11	5	2	1	1	26		
23	WILLIS, Caleb	g	1-4	0-1	0-0	1	3	4	2	2	6	1	0	2	29		
10	LOWERY, Joshua	g	3-8	0-4	1-2	1	2	3	4	7	1	1	0	1	30		
11	BRANNING, Richard	g	2-3	2-3	0-0	0	0	0	0	6	0	0	0	0	2		
24	EATON, Ramon	g	0-3	0-0	0-0	3	2	5	1	0	0	3	0	0	0	19	
31	SKOUEEN, Nikolas	g	0-5	0-4	3-3	0	1	1	1	3	0	0	0	0	10		
34	OCHENJE, Manny	g	0-0	0-0	1-2	0	0	0	2	1	0	1	0	0	9		
	Team					3	3	6									
	Totals		24-62	9-25	13-20	13	29	42	21	70	14	16	3	4	1	200	

FG % 1st Half: 11-31 35.5% 2nd half: 13-31 41.9% Game: 24-62 38.7% Deadball Rebounds 4
 3FG % 1st Half: 5-13 38.5% 2nd half: 4-12 33.3% Game: 9-25 36.0%
 FT % 1st Half: 8-13 61.5% 2nd half: 5-7 71.4% Game: 13-20 65.0%

Seattle 81 • 9-14

#	Player	Total			3-Ptr			Rebounds			PF	TP	A	TO	Blk	Stl	Min
		FG-FGA	FG-FGA	FT-FTA	FG-FGA	FG-FGA	FT-FTA	Off	Def	Tot							
02	Broussard, Aaron	f	5-15	1-5	6-7	1	2	3	3	17	0	2	0	2	32		
12	Trent, Clarence	f	3-6	1-3	2-3	1	4	5	3	9	0	2	2	0	21		
25	Wallace, Eric	f	4-9	0-0	2-2	2	6	8	3	8	1	0	5	0	30		
05	Burrell, Cervante	g	4-7	0-0	11-11	2	3	5	1	19	7	1	0	0	33		
10	Carter, Sterling	g	6-10	4-6	0-0	0	1	1	3	16	1	1	1	0	26		
00	Obasi, Prince	g	0-1	0-0	0-0	0	0	0	1	0	1	0	0	0	13		
01	Tate, Allen	g	0-0	0-0	0-0	0	0	0	2	0	0	1	0	1	2		
13	Green, Louis	g	1-2	0-0	0-0	0	0	0	1	2	0	0	1	0	4		
15	Rasmussen, Chad	g	2-4	2-4	0-0	0	3	3	2	6	0	2	0	1	24		
31	Diop, T.J.	g	1-2	0-0	0-0	0	0	0	1	2	0	0	0	0	6		
35	Flora, Jarell	g	1-4	0-2	0-1	1	0	1	2	1	0	0	1	1	9		
	Team					1	9	10									
	Totals		27-60	8-20	19-24	8	28	36	21	81	11	9	9	5	1	200	

FG % 1st Half: 17-32 53.1% 2nd half: 10-28 35.7% Game: 27-60 45.0% Deadball Rebounds 1
 3FG % 1st Half: 6-12 50.0% 2nd half: 2-8 25.0% Game: 8-20 40.0%
 FT % 1st Half: 3-6 50.0% 2nd half: 16-18 88.9% Game: 19-24 79.2%

Officials: Eric Curry, Chris Rastatter, Ken Nielson
 Technical fouls: Pepperdine-None. Seattle-None.
 Attendance: 2959

Score by periods	1st	2nd	Total
Pepperdine	35	35	70
Seattle	43	38	81

Last FG - PEP 2nd-00:44, SU 2nd-01:58.
 Largest lead - PEP by 7 1st-18:34, SU by 13 2nd-03:43.

Score tied - 1 time.
 Lead changed - 7 times.



Official Basketball Box Score -- Game Totals -- Final Statistics
Portland vs Pepperdine
 02/18/12 7:02 p.m. at Malibu, Calif. (Firestone Fieldhouse)



Portland 65 • 6-21, 3-11 WCC

#	Player	Total			3-Ptr			Rebounds			PF	TP	A	TO	Blk	Stl	Min
		FG-FGA	FG-FGA	FT-FTA	FG-FGA	FG-FGA	FT-FTA	Off	Def	Tot							
32	NICHOLAS, Ryan	f	1-7	0-1	5-7	2	4	6	3	7	0	1	0	1	0	30	
12	VAN DER MARS, Thoma	c	1-4	0-0	0-0	3	3	6	3	2	1	0	0	1	21		
00	BAILEY, Kevin	g	8-13	1-2	1-1	1	0	1	4	18	0	2	1	1	31		
03	RILEY, Tanner	g	5-13	1-5	5-5	2	2	4	1	16	0	1	0	2	30		
05	RODGERS, Derrick	g	1-2	0-0	0-0	0	1	1	0	2	0	1	0	0	18		
15	BAILEY, John	g	0-2	0-0	1-2	0	2	2	1	2	0	0	0	0	9		
11	DOUGLAS, Tim	g	0-2	0-2	0-0	0	0	0	0	0	1	1	0	1	11		
22	CASON, Dorian	g	4-5	2-2	3-5	2	2	4	3	13	0	0	1	0	19		
33	MITROVIC, Nemanja	g	0-2	0-2	0-0	0	1	1	0	0	3	1	0	0	9		
35	CARR, David	g	3-8	0-2	0-0	0	0	0	2	6	3	1	0	0	22		
	Team					2	5	7									
	Totals		23-58	4-16	15-20	12	20	32	18	65	10	8	2	6	1	200	

FG % 1st Half: 10-27 37.0% 2nd half: 13-31 41.9% Game: 23-58 39.7% Deadball Rebounds 1
 3FG % 1st Half: 1-6 16.7% 2nd half: 3-10 30.0% Game: 4-16 25.0%
 FT % 1st Half: 6-8 75.0% 2nd half: 9-12 75.0% Game: 15-20 75.0%

Pepperdine 70 • 9-18, 3-12 WCC

#	Player	Total			3-Ptr			Rebounds			PF	TP	A	TO	Blk	Stl	Min
		FG-FGA	FG-FGA	FT-FTA	FG-FGA	FG-FGA	FT-FTA	Off	Def	Tot							
41	DARBY, Taylor	f	5-10	0-0	7-10	4	2	6	2	17	1	0	0	0	0	36	
44	MOORE, Corbin	c	4-9	1-3	1-2	2											

2012 STATS VS. SAN DIEGO

#	Player	gp-gs	min	avg	Total			3-Point		F-Throw		Rebounds				pf	dq	a	to	blk	stl	pts	avg						
					fg-fga	fg%	3fg-fga	3fg%	ft-fa	ft%	off	def	tot	avg															
44	MOORE, Corbin	2-2	67	33.5	10-20	.500	2-5	.400	1-4	.250	7	11	18	9.0	4	0	4	0	0	1	23	11.5							
10	LOWERY, Joshua	2-1	66	33.0	9-16	.563	3-8	.375	1-1	1.000	1	4	5	2.5	7	0	6	4	0	1	22	11.0							
41	DARBY, Taylor	2-2	61	30.5	8-19	.421	0-0	.000	6-12	.500	6	6	12	6.0	5	0	3	1	2	0	22	11.0							
01	BAKER, Jordan	2-2	57	28.5	6-19	.316	2-8	.250	0-1	.000	0	5	5	2.5	7	0	8	10	0	3	14	7.0							
23	WILLIS, Caleb	2-2	58	29.0	2-6	.333	0-1	.000	7-12	.583	1	1	2	1.0	5	0	7	2	0	1	11	5.5							
34	OCHENJE, Manny	2-0	17	8.5	4-7	.571	0-0	.000	0-0	.000	1	3	4	2.0	3	0	0	2	1	0	8	4.0							
31	SKOUEEN, Nikolas	2-0	24	12.0	2-11	.182	2-6	.333	1-2	.500	1	4	5	2.5	3	0	1	1	0	0	7	3.5							
21	HAROLD, Hector	2-1	29	14.5	2-2	1.000	0-0	.000	0-0	.000	2	2	4	2.0	4	0	0	1	1	2	4	2.0							
24	EATON, Ramon	2-0	21	10.5	0-7	.000	0-1	.000	2-4	.500	3	3	6	3.0	1	0	0	0	0	0	2	1.0							
Team												0	3	3															
Total.....		2	400		43-107	.402	9-29	.310	18-36	.500	22	42	64	32.0	39	0	29	21	4	8	113	56.5							
Opponents.....		2	400		47-96	.490	10-29	.345	31-53	.585	17	52	69	34.5	36	0	28	17	4	9	135	67.5							



Official Basketball Box Score -- Game Totals -- Final Statistics
Pepperdine vs San Diego
 01/26/12 7:05 p.m. at San Diego, Calif. (Jenny Craig Pavilion)



Official Basketball Box Score -- Game Totals -- Final Statistics
San Diego vs Pepperdine
 02/09/12 7:05 p.m. at Malibu, Calif. (Firestone Fieldhouse)



Pepperdine 56 • 7-13, 1-8 WCC

#	Player	fg-fga	3-Ptr	ft-fa	Rebounds			PF	TP	A	TO	Blk	Stl	Min
					Off	Def	Tot							
41	DARBY, Taylor	f 5-9	0-0	5-8	3	4	7	3	15	2	1	1	0	32
44	MOORE, Corbin	c 3-8	0-1	0-0	4	3	7	3	6	3	0	0	0	30
01	BAKER, Jordan	g 5-11	1-3	0-0	0	3	3	3	11	2	7	0	2	28
10	LOWERY, Joshua	g 5-9	1-3	1-1	1	2	3	3	12	1	2	0	0	34
23	WILLIS, Caleb	g 0-1	0-0	3-7	1	1	2	2	3	1	1	0	0	27
21	HAROLD, Hector	0-0	0-0	0-0	2	2	4	2	0	0	0	1	1	14
24	EATON, Ramon	0-7	0-1	2-4	3	3	6	0	2	0	0	0	0	17
31	SKOUEEN, Nikolas	2-7	2-5	1-2	0	4	4	3	7	1	1	0	0	16
34	OCHENJE, Manny	0-0	0-0	0-0	0	0	0	1	0	0	1	0	0	2
Team		0	1	1	0	1	1							
Totals		20-52	4-13	12-22	14	23	37	20	56	10	13	2	3	200

FG % 1st Half: 9-26 34.6% 2nd half: 11-26 42.3% Game: 20-52 38.5% Deadball Rebounds 6
 3FG % 1st Half: 1-7 14.3% 2nd half: 3-6 50.0% Game: 4-13 30.8%
 FT % 1st Half: 2-4 50.0% 2nd half: 10-18 55.6% Game: 12-22 54.5%

San Diego 65 • 8-12, 3-5 WCC

#	Player	fg-fga	3-Ptr	ft-fa	Rebounds			PF	TP	A	TO	Blk	Stl	Min
					Off	Def	Tot							
32	RANCIFER, Ken	f 1-4	0-2	0-2	1	2	3	1	2	1	1	0	0	28
40	KRAMER, Dennis	f 5-6	1-2	3-4	0	1	1	4	14	0	0	0	0	22
25	FAJEMISIN, Simi	c 1-1	0-0	0-2	2	1	3	4	2	0	0	0	0	17
00	ANDERSON, Christopher	g 5-8	0-0	3-4	0	3	3	4	13	5	3	0	0	32
01	DEE, Johnny	g 4-9	1-4	3-4	0	1	1	2	12	1	3	0	0	26
03	NORRIS, Darian	1-5	1-2	6-8	1	2	3	1	9	3	1	0	0	23
20	MILES, Cameron	0-4	0-0	0-0	0	1	1	2	0	2	0	0	2	13
31	SINIS, John	2-3	1-1	0-0	1	3	4	1	5	0	0	1	1	11
34	MANRESA, Chris	3-7	0-0	2-7	2	6	8	2	8	1	0	2	1	28
Team		3	2	5	3	2	5							
Totals		22-47	4-11	17-31	10	22	32	21	65	13	8	3	4	200

FG % 1st Half: 14-25 56.0% 2nd half: 8-22 36.4% Game: 22-47 46.8% Deadball Rebounds 6
 3FG % 1st Half: 3-6 50.0% 2nd half: 1-5 20.0% Game: 4-11 36.4%
 FT % 1st Half: 6-14 42.9% 2nd half: 11-17 64.7% Game: 17-31 54.8%

Officials: Kurt Walker, Ronald Brokenbrough, Courtney Holmes
 Technical fouls: Pepperdine-TEAM. San Diego-None.
 Attendance: 1830

Score by periods	1st	2nd	Total
Pepperdine	21	35	56
San Diego	37	28	65

Last FG - PEP 2nd-00:00, USD 2nd-02:48.
 Largest lead - PEP by 1 1st-16:52, USD by 16 1st-02:10.

	In	Off	2nd	Fast	Bench
Points	Paint	T/O	Chance	Break	
PEP	4	7	11	0	9
USD	6	21	10	0	22

Score tied - 0 times.
 Lead changed - 2 times.

San Diego 70 • 10-14, 5-7 WCC

#	Player	fg-fga	3-Ptr	ft-fa	Rebounds			PF	TP	A	TO	Blk	Stl	Min
					Off	Def	Tot							
32	RANCIFER, Ken	f 2-6	1-3	1-2	1	3	4	0	6	3	1	0	0	28
40	KRAMER, Dennis	f 1-5	0-2	1-2	1	2	3	3	3	1	2	0	2	28
25	FAJEMISIN, Simi	c 2-2	0-0	1-3	2	4	6	4	5	0	1	0	0	16
00	ANDERSON, Christopher	g 5-8	0-1	5-7	1	1	2	1	15	7	2	0	1	35
01	DEE, Johnny	g 1-7	0-3	0-0	0	2	2	0	2	1	1	0	1	21
03	NORRIS, Darian	2-4	2-3	1-2	0	3	3	3	7	0	1	0	0	21
04	KERR, Nick	0-0	0-0	1-2	0	0	0	0	1	0	0	0	0	1
20	MILES, Cameron	4-6	2-4	4-4	0	4	4	2	14	1	1	0	1	14
31	SINIS, John	2-4	1-2	0-0	0	3	3	1	5	1	0	0	0	11
34	MANRESA, Chris	6-7	0-0	0-0	1	5	6	1	12	1	0	1	0	25
Team		1	3	4	1	3	4							
Totals		25-49	6-18	14-22	7	30	37	15	70	15	9	1	5	200

FG % 1st Half: 13-25 52.0% 2nd half: 12-24 50.0% Game: 25-49 51.0% Deadball Rebounds 6
 3FG % 1st Half: 4-9 44.4% 2nd half: 2-9 22.2% Game: 6-18 33.3%
 FT % 1st Half: 4-6 66.7% 2nd half: 10-16 62.5% Game: 14-22 63.6%

Pepperdine 57 • 8-16, 2-11 WCC

#	Player	fg-fga	3-Ptr	ft-fa	Rebounds			PF	TP	A	TO	Blk	Stl	Min
					Off	Def	Tot							
21	HAROLD, Hector	f 2-2	0-0	0-0	0	0	0	2	4	0	1	0	1	15
41	DARBY, Taylor	f 3-10	0-0	1-4	3	2	5	2	7	1	0	1	0	29
44	MOORE, Corbin	c 7-12	2-4	1-4	3	8	11	1	17	1	0	0	1	37
01	BAKER, Jordan	g 1-8	1-5	0-1	0	2	2	4	3	6	3	0	1	29
23	WILLIS, Caleb	g 2-5	0-1	4-5	0	0	0	3	8	6	1	0	1	31
10	LOWERY, Joshua	4-7	2-5	0-0	0	2	2	4	10	5	2	0	1	32
24	EATON, Ramon	0-0	0-0	0-0	0	0	0	1	0	0	0	0	0	4
31	SKOUEEN, Nikolas	0-4	0-1	0-0	1	0	1	0	0	0	0	0	0	8
34	OCHENJE, Manny	4-7	0-0	0-0	1	3	4	2	8	0	1	1	0	15
Team		0	2	2	0	2	2							
Totals		23-55	5-16	6-14	8	19	27	19	57	19	8	2	5	200

FG % 1st Half: 11-28 39.3% 2nd half: 12-27 44.4% Game: 23-55 41.8% Deadball Rebounds 2
 3FG % 1st Half: 2-8 25.0% 2nd half: 3-8 37.5% Game: 5-16 31.3%
 FT % 1st Half: 2-7 28.6% 2nd half: 4-7 57.1% Game: 6-14 42.9%

Officials: Horace Shields, Jeff Ketchu, Brett Nansel
 Technical fouls: San Diego-None. Pepperdine-None.
 Attendance: 747

Score by periods	1st	2nd	Total
San Diego	34	36	70
Pepperdine	26	31	57

Last FG - USD 2nd-01:18, PEP 2nd-00:17.
 Largest lead - USD by 15 2nd-00:54, PEP by 4 1st-15:22.

	In	Off	2nd	Fast	Bench
Points	Paint	T/O	Chance	Break	
USD	36	8	6	6	39
PEP	32	8	5	12	18

Score tied - 1 time.
 Lead changed - 2 times.

2012 STATS VS. BYU

#	Player	gp-gs	min	avg	Total		3-Point		F-Throw		Rebounds					pts	avg						
					fg-fga	fg%	3fg-fga	3fg%	ft-fa	ft%	off	def	tot	avg	pf			dq	a	to	blk	stl	
41	DARBY, Taylor	2-2	61	30.5	14-26	.538	0-0	.000	1-1	1.000	3	8	11	5.5	5	0	2	2	1	0	29	14.5	
44	MOORE, Corbin	2-2	62	31.0	8-18	.444	1-5	.200	2-6	.333	3	9	12	6.0	6	0	3	1	1	1	19	9.5	
10	LOWERY, Joshua	2-1	56	28.0	4-10	.400	2-3	.667	5-6	.833	4	7	11	5.5	4	0	6	7	0	2	15	7.5	
01	BAKER, Jordan	2-2	66	33.0	5-24	.208	0-8	.000	4-6	.667	2	5	7	3.5	5	0	10	5	3	2	14	7.0	
31	SKOUEN, Nikolas	2-0	47	23.5	4-15	.267	2-11	.182	0-0	.000	1	1	2	1.0	4	0	3	2	0	1	10	5.0	
24	EATON, Ramon	2-0	22	11.0	5-7	.714	0-0	.000	0-2	.000	0	5	5	2.5	5	0	0	2	0	2	10	5.0	
21	HAROLD, Hector	1-1	14	14.0	2-6	.333	0-1	.000	0-2	.000	2	3	5	5.0	2	0	1	0	0	0	4	4.0	
23	WILLIS, Caleb	2-2	43	21.5	3-8	.375	0-2	.000	0-0	.000	1	4	5	2.5	6	0	6	3	0	3	6	3.0	
11	BRANNING, Richard	1-0	2	2.0	1-1	1.000	1-1	1.000	0-0	.000	0	0	0	0.0	1	0	0	0	0	0	3	3.0	
34	OCHENJE, Manny	1-0	13	13.0	1-7	.143	0-0	.000	0-0	.000	1	1	2	2.0	1	0	0	1	0	0	2	2.0	
33	MARTIN, Don	2-0	12	6.0	0-2	.000	0-2	.000	0-0	.000	0	1	1	0.5	0	0	1	1	0	0	0	0.0	
02	REDIX, Dominic	1-0	2	2.0	0-0	.000	0-0	.000	0-0	.000	0	0	0	0.0	0	0	1	0	0	0	0	0.0	
Team											4	5	9										
Total.....		2	400		47-124	.379	6-33	.182	12-23	.522	21	49	70	35.0	39	0	33	26	5	11	112	56.0	
Opponents.....		2	400		50-114	.439	14-43	.326	49-62	.790	22	59	81	40.5	23	0	34	21	12	14	163	81.5	



Official Basketball Box Score -- Game Totals -- Final Statistics
Brigham Young vs Pepperdine
 01/21/12 5:05 p.m. at Malibu, Calif. (Firestone Fieldhouse)



Official Basketball Box Score -- Game Totals -- Final Statistics
Pepperdine vs Brigham Young
 02/11/12 4:05 p.m. MT at Provo, Utah (Marriott Center)



Brigham Young 77 • 17-5, 6-2 WCC

#	Player	Total			3-Ptr			Rebounds			PF	TP	A	TO	Blk	Stl	Min
		FG-FGA	FG-FGA	FT-FTA	FG-FGA	FG-FGA	FT-FTA	Off	Def	Tot							
00	DAVIES, Brandon	f	7-14	0-0	15-18	0	6	6	3	29	4	3	2	0	35		
34	HARTSOCK, Noah	f	8-14	0-1	4-4	0	3	3	1	20	1	3	3	1	36		
01	ABOUO, Charles	g	5-8	2-4	3-4	2	7	9	1	15	4	1	0	0	37		
10	CARLINO, Matt	g	0-4	0-1	0-0	0	1	1	1	0	2	0	0	0	20		
13	ZYLSTRA, Brock	g	1-6	0-4	3-5	2	5	7	1	5	1	1	0	2	36		
02	CUSICK, Craig		0-0	0-0	4-6	0	2	2	1	4	2	0	0	1	23		
20	WINDER, Anson		0-1	0-1	0-0	0	0	0	0	0	0	0	0	0	4		
33	AUSTIN, Nate		2-2	0-0	0-1	2	3	5	3	4	0	0	0	0	9		
Team					1	1	2										
Totals			23-49	2-11	29-38	7	28	35	11	77	14	9	5	4	200		

FG % 1st Half: 15-30 50.0% 2nd half: 8-19 42.1% Game: 23-49 46.9%
 3FG % 1st Half: 2-6 33.3% 2nd half: 0-5 0.0% Game: 2-11 18.2%
 FT % 1st Half: 10-14 71.4% 2nd half: 19-24 79.2% Game: 29-38 76.3%

Pepperdine 64 • 7-12, 1-7 WCC

#	Player	Total			3-Ptr			Rebounds			PF	TP	A	TO	Blk	Stl	Min
		FG-FGA	FG-FGA	FT-FTA	FG-FGA	FG-FGA	FT-FTA	Off	Def	Tot							
41	DARBY, Taylor	f	10-18	0-0	1-1	3	5	8	4	21	1	1	1	0	35		
44	MOORE, Corbin	c	6-10	1-2	1-2	1	6	7	3	14	2	0	0	0	31		
01	BAKER, Jordan	g	3-11	0-2	1-3	0	0	0	3	7	7	1	3	0	35		
10	LOWERY, Joshua	g	2-4	1-1	5-6	0	6	6	4	10	4	1	0	1	26		
23	WILLIS, Caleb	g	1-5	0-2	0-0	0	4	4	4	2	3	2	0	1	22		
24	EATON, Ramon		1-1	0-0	0-0	0	2	2	3	2	0	0	0	0	12		
31	SKOUEN, Nikolas		3-10	2-8	0-0	0	0	0	2	8	2	2	0	1	30		
33	MARTIN, Don		0-2	0-2	0-0	0	1	1	0	0	0	1	0	0	9		
Team					3	0	3										
Totals			26-61	4-17	8-12	7	24	31	23	64	19	9	4	3	200		

FG % 1st Half: 11-31 35.5% 2nd half: 15-30 50.0% Game: 26-61 42.6%
 3FG % 1st Half: 2-8 25.0% 2nd half: 2-9 22.2% Game: 4-17 23.5%
 FT % 1st Half: 5-8 62.5% 2nd half: 3-4 75.0% Game: 8-12 66.7%

Officials: Klaus Endrissat, Dennis Flannery, Deldre Carr
 Technical fouls: Brigham Young-DAVIES, Brandon. Pepperdine-None.
 Attendance: 3104

Score by periods	1st	2nd	Total
Brigham Young	42	35	77
Pepperdine	29	35	64

	In	Off	2nd	Fast	Bench
Points	30	10	7	7	8
Paint	8	5	6	10	
T/O					
Chance					
Break					

Last FG - BY 2nd-01:56, PEP 2nd-00:35.
 Largest lead - BY by 15 2nd-19:03, PEP by 9 1st-16:57.

Score tied - 1 time.
 Lead changed - 7 times.

Pepperdine 48 • 8-17, 2-12 WCC

#	Player	Total			3-Ptr			Rebounds			PF	TP	A	TO	Blk	Stl	Min
		FG-FGA	FG-FGA	FT-FTA	FG-FGA	FG-FGA	FT-FTA	Off	Def	Tot							
01	BAKER, Jordan	*	2-13	0-6	3-3	2	5	7	2	7	3	4	0	2	31		
21	HAROLD, Hector	*	2-6	0-1	0-2	2	3	5	2	4	1	0	0	0	14		
23	WILLIS, Caleb	*	2-3	0-0	0-0	1	0	1	2	4	3	1	0	2	21		
41	DARBY, Taylor	*	4-8	0-0	0-0	0	3	3	1	8	1	1	0	0	26		
44	MOORE, Corbin	*	2-8	0-3	1-4	2	3	5	3	5	1	1	1	1	31		
02	REDIX, Dominic		0-0	0-0	0-0	0	0	0	0	0	1	0	0	0	2		
10	LOWERY, Joshua		2-6	1-2	0-0	4	1	5	0	5	2	6	0	1	30		
11	BRANNING, Richard		1-1	1-1	0-0	0	0	0	1	3	0	0	0	0	2		
24	EATON, Ramon		4-6	0-0	0-2	0	3	3	2	8	0	2	0	2	10		
31	SKOUEN, Nikolas		1-5	0-3	0-0	1	1	2	2	1	0	0	0	0	17		
33	MARTIN, Don		0-0	0-0	0-0	0	0	0	0	0	1	0	0	0	3		
34	OCHENJE, Manny		1-7	0-0	0-0	1	1	2	1	2	0	1	0	0	13		
Team					1	5	6										
Totals			21-63	2-16	4-11	14	25	39	16	48	14	17	1	8	200		

FG % 1st Half: 10-34 29.4% 2nd half: 11-29 37.9% Game: 21-63 33.3%
 3FG % 1st Half: 1-8 12.5% 2nd half: 1-8 12.5% Game: 2-16 12.5%
 FT % 1st Half: 4-7 57.1% 2nd half: 0-4 0.0% Game: 4-11 36.4%

Brigham Young 86 • 21-6, 9-3 WCC

#	Player	Total			3-Ptr			Rebounds			PF	TP	A	TO	Blk	Stl	Min
		FG-FGA	FG-FGA	FT-FTA	FG-FGA	FG-FGA	FT-FTA	Off	Def	Tot							
00	DAVIES, Brandon	*	3-7	0-0	7-8	2	5	7	0	13	2	4	2	0	27		
01	ABOUO, Charles	*	7-11	5-8	4-4	2	10	12	0	23	2	0	1	2	27		
10	CARLINO, Matt	*	4-11	1-7	1-1	0	3	3	10	6	3	0	3	20			
20	WINDER, Anson	*	3-8	3-7	1-2	0	3	3	10	1	1	0	0	19			
34	HARTSOCK, Noah	*	3-5	0-0	3-4	1	4	5	1	9	3	1	3	1	23		
02	CUSICK, Craig		1-4	1-2	0-0	0	1	1	1	3	5	1	0	1	27		
12	SHARP, Josh		0-1	0-1	3-4	0	0	0	1	3	1	0	0	0	7		
14	MARTINEAU, Nick		2-4	1-2	0-0	0	1	1	0	5	0	0	0	0	7		
24	HARRISON, Damarcus		2-10	1-5	1-1	1	1	2	3	6	0	1	0	2	20		
33	AUSTIN, Nate		2-4	0-0	0-0	6	2	8	3	4	0	1	1	1	23		
Team					3	1	4										
Totals			27-65	12-32	20-24	15	31	46	12	86	20	12	7	10	200		

FG % 1st Half: 14-32 43.8% 2nd half: 13-33 39.4% Game: 27-65 41.5%
 3FG % 1st Half: 6-16 37.5% 2nd half: 6-16 37.5% Game: 12-32 37.5%
 FT % 1st Half: 12-15 80.0% 2nd half: 8-9 88.9% Game: 20-24 83.3%

Officials: Tom Wood, Bobby McRoy, Michael Rapp
 Technical fouls: Pepperdine-None. Brigham Young-None.
 Attendance: 19008

Score by periods	1st	2nd	Total
Pepperdine	25	23	48
Brigham Young	46	40	86

	In	Off	2nd	Fast	Bench
Points	26	8	5	4	20
Paint	8	5	6	21	
T/O					
Chance					
Break					

Last FG - PEP 2nd-00:38, BY 2nd-03:03.
 Largest lead - PEP None, BY by 46 2nd-03:03.

Score tied - 0 times.
 Lead changed - 0 times.

WCC TOURNAMENT HISTORY

1987	Spokane, Wash. (Martin Centre) San Francisco, Calif. (Memorial Gymnasium)	Feb. 28 March 6 March 7	First Round Semifinals Championship	W W L	#7 Pepperdine 76, #2 Gonzaga 73 #7 Pepperdine 64, #1 San Diego 63 #5 Santa Clara 77, #7 Pepperdine 65
1988	Santa Clara, Calif. (Toso Pavilion)	March 5 March 6	First Round Semifinals	W L	#4 Pepperdine 81, #5 Gonzaga 70 #1 Loyola Marymount 109, #4 Pepperdine 106
1989	San Francisco, Calif. (Memorial Gymnasium)	March 4 March 5	First Round Semifinals	W L	#2 Pepperdine 72, #7 San Diego 69 #3 Loyola Marymount 112, #2 Pepperdine 98
1990	Los Angeles, Calif. (Gersten Pavilion)	March 3	First Round	W	#2 Pepperdine 94, #7 Saint Mary's 83 (tournament suspended)
1991	Santa Clara, Calif. (Toso Pavilion)	March 2 March 3 March 4	First Round Semifinals Championship	W W W	#1 Pepperdine 97, #8 Portland 62 #1 Pepperdine 65, #7 San Francisco 56 #1 Pepperdine 71, #4 Saint Mary's 68 (OT)
1992	Portland, Ore. (Chiles Center)	March 7 March 8 March 9	First Round Semifinals Championship	W W W	#1 Pepperdine 97, #8 Portland 83 #1 Pepperdine 67, #6 San Francisco 65 #1 Pepperdine 73, #4 Gonzaga 70
1993	San Francisco, Calif. (Memorial Gymnasium)	March 6 March 7 March 8	First Round Semifinals Championship	W W L	#1 Pepperdine 80, #8 Loyola Marymount 66 #1 Pepperdine 88, #4 San Francisco 67 #3 Santa Clara 73, #1 Pepperdine 63
1994	Santa Clara, Calif. (Toso Pavilion)	March 5 March 6 March 7	First Round Semifinals Championship	W W W	#2 Pepperdine 79, #7 Saint Mary's 62 #2 Pepperdine 82, #3 San Francisco 79 #2 Pepperdine 56, #4 San Diego 53
1995	Santa Clara, Calif. (Toso Pavilion)	March 4	First Round	L	#2 Portland 62, #7 Pepperdine 52
1996	Santa Clara, Calif. (Toso Pavilion)	March 2 March 3	First Round Semifinals	W L	#8 Pepperdine 63, #1 Santa Clara 60 #2 Gonzaga 76, #8 Pepperdine 48
1997	Los Angeles, Calif. (Gersten Pavilion)	March 1	First Round	L	#2 Saint Mary's 85, #7 Pepperdine 69
1998	Santa Clara, Calif. (Toso Pavilion)	Feb. 28	First Round	L	#7 San Diego 56, #2 Pepperdine 54
1999	Santa Clara, Calif. (Toso Pavilion)	Feb. 27 Feb. 28	First Round Semifinals	W L	#2 Pepperdine 67, #7 San Francisco 65 #4 Santa Clara 58, #2 Pepperdine 54
2000	Santa Clara, Calif. (Toso Pavilion)	March 4 March 5 March 6	First Round Semifinals Championship	W W L	#1 Pepperdine 83, #8 Loyola Marymount 49 #1 Pepperdine 58, #4 Santa Clara 55 #2 Gonzaga 69, #1 Pepperdine 65 (OT)
2001	San Diego, Calif. (Jenny Craig Pavilion)	March 3 March 4	First Round Semifinals	W L	#2 Pepperdine 81, #7 Portland 71 #3 Santa Clara 84, #2 Pepperdine 78
2002	San Diego, Calif. (Jenny Craig Pavilion)	March 2 March 3 March 4	First Round Semifinals Championship	W W L	#1 Pepperdine 77, #8 Portland 64 #1 Pepperdine 68, #6 Saint Mary's 47 #2 Gonzaga 96, #1 Pepperdine 90
2003	San Diego, Calif. (Jenny Craig Pavilion)	March 9	Quarterfinals	L	#5 Saint Mary's 75, #4 Pepperdine 71
2004	Santa Clara, Calif. (Leavey Center)	March 6 March 7	Quarterfinals Semifinals	W L	#3 Pepperdine 78, #7 Loyola Marymount 67 #2 Saint Mary's 79, #3 Pepperdine 74
2005	Santa Clara, Calif. (Leavey Center)	March 4 March 5	First Round Quarterfinals	W L	#5 Pepperdine 91, #8 Loyola Marymount 79 #4 San Diego 86, #5 Pepperdine 80
2006	Spokane, Wash. (McCarthy Athletic Center)	March 3	First Round	L	#5 San Diego 85, #8 Pepperdine 72
2007	Portland, Ore. (Chiles Center)	March 2	First Round	L	#5 San Diego 95, #8 Pepperdine 82
2008	San Diego, Calif. (Jenny Craig Pavilion)	March 7 March 8	First Round Quarterfinals	W L	#6 Pepperdine 50, #7 Portland 48 (OT) #3 San Diego 73, #6 Pepperdine 55
2009	Las Vegas, Nev. (Orleans Arena)	March 6 March 7	First Round Quarterfinals	W L	#6 Pepperdine 93, #7 San Francisco 85 #3 Portland 69, #6 Pepperdine 45
2010	Las Vegas, Nev. (Orleans Arena)	March 5	First Round	L	#5 Loyola Marymount 87, #8 Pepperdine 84
2011	Las Vegas, Nev. (Orleans Arena)	March 4 March 5	First Round Quarterfinals	W L	#6 Pepperdine 84, #7 San Diego 81 #3 San Francisco 76, #6 Pepperdine 59

WCC TOURNAMENT ACHIEVEMENTS

WCC Tournament Appearances: 25

Overall WCC Tournament Record: 28-21 (.571)

WCC Tournament Championships: 3 (1991, 1992, 1994)

WCC Tournament Runner-ups: 4 (1987, 1993, 2000, 2002)

WCC Tournament MVPs: 3 (Geoff Lear 1991, Doug Christie 1992, Dana Jones 1994)

RECORD VS. WCC OPPONENTS

TEAM	RECORD	PCT	LAST MEETING
Gonzaga	3-3	.500	2002 Championship
Loyola Marymount	4-3	.571	2010 First Round
Portland	5-2	.714	2009 Quarterfinals
Saint Mary's	4-3	.571	2004 Semifinals
San Diego	4-5	.444	2011 First Round
San Francisco	6-1	.857	2011 Quarterfinals
Santa Clara	2-4	.333	2001 Semifinals

WCC TOURNAMENT RECORDS

INDIVIDUAL SINGLE-GAME RECORDS

PEPPERDINE		OPPONENT
39, Bryan Hill vs. SMC, 3/1/1997 32, Geoff Lear vs. SMC, 3/4/1991 32, Tom Lewis vs. LMU, 3/6/1988 31, Alex Acker vs. USD, 3/5/2005 28, Craig Davis vs. GON, 2/28/1987	POINTS	34, Brandon Gay of USD, 3/5/2005 32, Dior Lowhorn of USF, 3/6/2009 29, Enoch Simmons of LMU, 3/5/1989 29, Dan Dickau of GON, 3/4/2002 28, Casey Calvary of GON, 3/6/2000
16, Dexter Howard vs. SMC, 3/3/1990 16, Bryan Hill vs. USD, 2/29/1998	REBOUNDS	15, Rob Jones of USD, 3/8/2008 13, several (last Terrence Moore of USF, 2/27/1999)
16, Donny Moore vs. LMU, 3/6/1988 10, Jelani Gardner vs. USF, 2/27/1999	ASSISTS	11, Kyle Dixon of GON, 3/3/1996 11, Brandon Johnson of USD, 3/2/2007
8, Cedric Suitt vs. SMC, 3/3/2002 5, Malcolm Thomas vs. POR, 3/7/2008	BLOCKED SHOTS	4, Sherman Gay of LMU, 3/6/2004 3, several (last Drew Viney of LMU, 3/5/2010)
5, Craig Davis vs. LMU, 3/6/1988 4, several (last Marvin Lea vs. USD, 3/2/2007)	STEALS	7, David Sivulich of SMC, 3/1/1997 5, Brandon Johnson of USD, 3/3/2006
15, Bryan Hill vs. SMC, 3/1/1997 13, twice (last Tom Lewis vs. LMU, 3/6/1988)	FIELD GOALS MADE	13, Dior Lowhorn of USF, 3/6/2009 11, several (last Casey Calvary of GON, 3/6/2000)
7, Shann Ferch vs. LMU, 3/5/1989 5, several (last Mike Hornbuckle vs. USF, 3/6/2009)	THREE-POINTERS MADE	7, Steve Nash of SCU, 3/2/1996 7, Brandon Gay of USD, 3/5/2005
14, Mychel Thompson vs. USD, 3/4/2011 13, Tashaan Forehan-Kelly vs. USD, 3/3/2006	FREE THROWS MADE	13, Ashley Hamilton of LMU, 3/5/2010 11, twice (last Curt Ranta of POR, 3/4/1995)

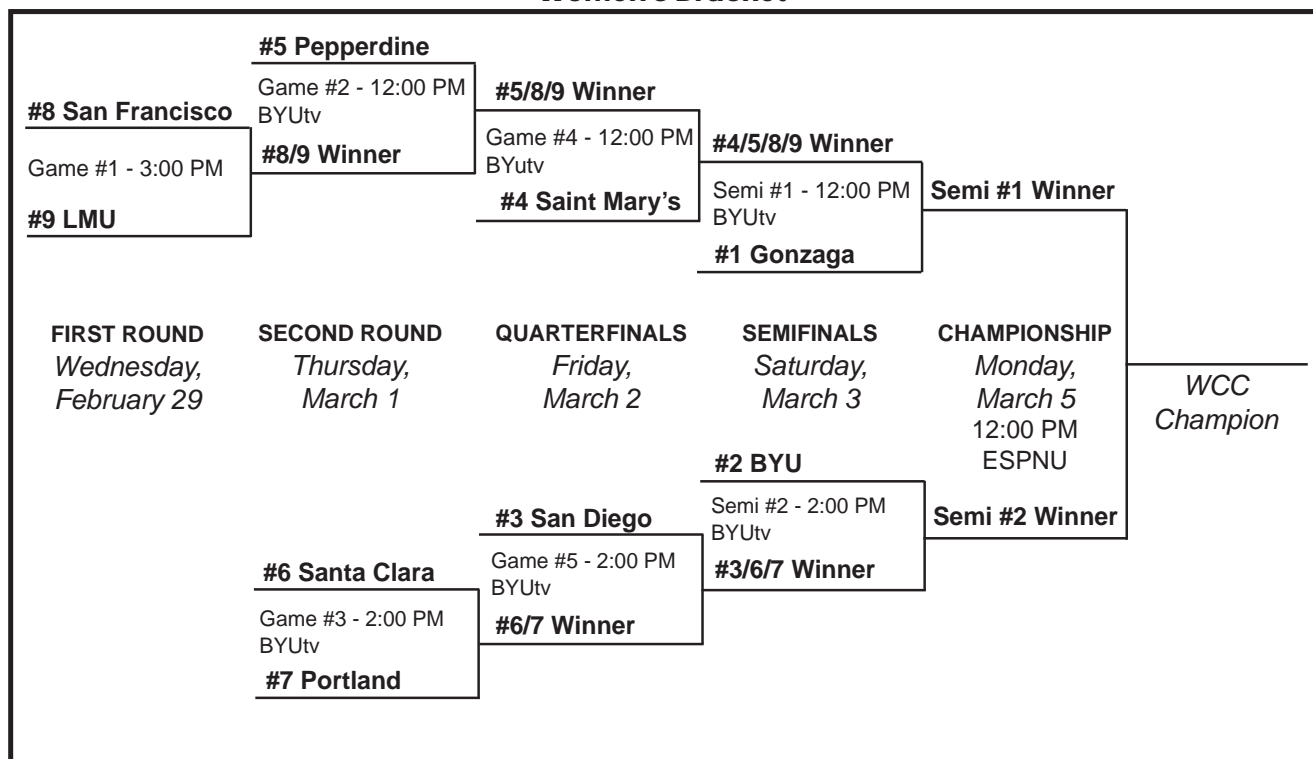
TEAM SINGLE-GAME RECORDS

PEPPERDINE		OPPONENT
106 vs. Loyola Marymount, 3/6/1988 98 vs. Loyola Marymount, 3/5/1989	POINTS	112 by Loyola Marymount, 3/5/1989 109 by Loyola Marymount, 3/6/1988
54 vs. Loyola Marymount, 3/6/1988 53 vs. Loyola Marymount, 3/4/2000	FIRST-HALF POINTS	61 by Loyola Marymount, 3/5/1989 55 by Loyola Marymount, 3/6/1988
57 vs. Loyola Marymount, 3/4/2005 52, twice (last vs. Saint Mary's, 3/5/1994)	SECOND-HALF POINTS	54 by Loyola Marymount, 3/6/1988 52 by Gonzaga, 3/4/2002
43 vs. Loyola Marymount, 3/6/1988 41 vs. Loyola Marymount, 3/5/1989	FIELD GOALS MADE	41 by Loyola Marymount, 3/5/1989 37 by Loyola Marymount, 3/6/1988
84 vs. Loyola Marymount, 3/5/1989 79 vs. San Diego, 3/5/2005	FIELD GOALS ATTEMPTED	80 by Loyola Marymount, 3/6/1988 79 by Saint Mary's, 3/3/1990
.644 vs. San Francisco, 3/7/1993 (29-45) .606 vs. Loyola Marymount, 3/6/1988 (43-71)	FIELD GOAL PERCENTAGE	.576 by San Diego, 3/2/2007 (34-59) .571 by Santa Clara, 3/7/1987 (24-42)
12 vs. Gonzaga, 3/4/2002 11, twice (last vs. Santa Clara, 3/4/2001)	THREE-POINTERS MADE	14 by Loyola Marymount, 3/5/1989 13 by Santa Clara, 3/8/1993
28 vs. Gonzaga, 3/4/2002 28 vs. San Diego, 3/5/2005	THREE-POINTERS ATTEMPTED	33 by Saint Mary's, 3/3/1990 28, twice (last by Santa Clara, 3/4/2001)
.613 vs. San Francisco, 3/7/1993 (8-13) .538 vs. San Diego, 3/4/1989 (7-13)	THREE-POINT PERCENTAGE	.769 by Santa Clara, 2/28/1999 (10-13) .619 by Santa Clara, 3/8/1993 (13-21)
36 vs. San Diego, 3/4/2011 30 vs. Loyola Marymount, 3/4/2005	FREE THROWS MADE	30 by Saint Mary's, 3/1/1997 28, twice (last by Santa Clara, 3/4/2001)
45 vs. Saint Mary's, 3/3/1990 44 vs. San Diego, 3/4/2011	FREE THROWS ATTEMPTED	39 by Loyola Marymount, 3/6/1988 39 by Santa Clara, 3/4/2001
.882 vs. San Diego, 3/6/1987 (15-17) .864 vs. San Diego, 3/5/2005 (19-22)	FREE THROW PERCENTAGE	.941 by Santa Clara, 3/8/1993 (16-17) .882 by Saint Mary's, 3/1/1997 (30-34)
54 vs. Loyola Marymount, 3/4/2000 50, twice (last vs. Saint Mary's, 3/3/1990)	REBOUNDS	53 by Saint Mary's, 3/7/2004 48 by San Diego, 3/3/2006
27 vs. Gonzaga, 3/4/2002 27 vs. Loyola Marymount, 3/5/2010	PERSONAL FOULS	34 by Saint Mary's, 3/3/1990 31 by San Diego, 3/4/2011
25 vs. Loyola Marymount, 3/6/1988 23, twice (last vs. Loyola Marymount, 3/6/1993)	ASSISTS	28 by San Diego, 3/2/2007 22, twice (last by San Diego, 3/5/2005)
23 vs. Loyola Marymount, 3/6/1988 23 vs. Saint Mary's, 3/1/1997	TURNOVERS	26 by Portland, 3/2/2002 22 by San Diego, 3/5/2005
14 vs. Saint Mary's, 3/3/2002 7, twice (last vs. Portland, 3/7/2008)	BLOCKED SHOTS	6, several (last by Loyola Marymount, 3/5/2010)
16 vs. San Diego, 3/5/2005 11, several (last vs. San Diego, 3/8/2008)	STEALS	12 by Loyola Marymount, 3/6/1988 11, several (last by San Diego, 3/3/2006)



2012 ZAPPOS.COM WCC CHAMPIONSHIPS

Women's Bracket



Men's Bracket

