



PAC-10 NEWS

800 South Broadway, Suite 400 • Walnut Creek, California 94596
 Telephone (925) 932-4411 • Fax (925) 932-4601 • <http://www.pac-10.org>

For Immediate Release: Tuesday, April 4, 2006
 Contact: Katie Cavender

2006 PAC-10 BASEBALL STANDINGS

	CONFERENCE					OVERALL							STREAKS		
	W	L	PCT	H	A	W	L	T	PCT	H	A	N	STREAK	LAST 5	LAST 10
Arizona State	2	1	.667	0-0	2-1	23	9	0	.719	13-2	8-3	2-4	L1	3-2	6-4
California	4	2	.667	4-2	0-0	16	12	0	.571	14-6	2-6	0-0	W1	3-2	6-4
USC	4	2	.667	0-0	4-2	17	13	0	.567	11-8	6-5	0-0	W2	3-2	7-3
Washington State	3	3	.500	1-2	2-1	21	9	0	.700	5-2	8-5	8-2	L2	2-3	5-5
Washington	3	3	.500	2-1	1-2	20	11	0	.645	10-4	8-7	2-0	W1	3-2	5-5
Oregon State	1	2	.333	0-0	1-2	19	8	0	.704	10-0	5-7	4-1	W3	4-1	7-3
UCLA	1	2	.333	0-0	1-2	16	13	0	.552	9-7	7-6	0-0	L1	3-2	7-3
Stanford	2	4	.333	2-4	0-0	13	11	0	.542	9-7	4-4	0-0	L2	2-3	4-6
Arizona	1	2	.333	0-0	1-2	13	14	0	.481	7-7	4-6	2-1	W1	2-3	3-7

THIS WEEK IN PAC-10 BASEBALL

The pros have kicked off the 2006 season, but the Pac-10 is already in the thick of Conference play ... No. 13 ARIZONA STATE hosts WASHINGTON this weekend, including Saturday's game which will be broadcast on FSNAZ and FSNNW ... ARIZONA takes a break from Conference play, hosting the Tucson Sidewinders in an exhibition game on Tuesday, before traveling to No. 11 OREGON STATE for a three-game Conference series ... CALIFORNIA and WASHINGTON STATE will each play in mid-week games against West Coast Conference teams before their respective trips to Los Angeles. The Bears will travel to Santa Clara for a mid-week game before their three-game series at USC this weekend. Meanwhile, the Cougars will host Gonzaga before travelling to UCLA ... STANFORD has three non-Conference games this week, taking on Pacific, San Jose State and Santa Clara.

Tues., April 4

ARIZONA vs. Tucson Sidewinders (Exhibition), 6 p.m.
 WASHINGTON vs. Portland, 6:30 p.m.
 WASHINGTON STATE vs. Gonzaga, 6 p.m.

Wed., April 5

CALIFORNIA at Santa Clara, 6 p.m.
 STANFORD vs. Pacific, 6 p.m.
 USC vs. UC Santa Barbara, 6 p.m.

Fri., April 7

ARIZONA at No. 11 OREGON STATE*, 5 p.m.
 WASHINGTON at No. 13 ARIZONA STATE*, 7 p.m.
 CALIFORNIA at USC*, 6 p.m.
 WASHINGTON STATE at UCLA*, 6 p.m.

Sat., April 8

ARIZONA at No. 11 OREGON STATE*, 1 p.m.
 WASHINGTON at No. 13 ARIZONA STATE*, 12 p.m. (1)
 CALIFORNIA at USC*, 1 p.m.
 STANFORD at San Jose State, 1 p.m.
 WASHINGTON STATE at UCLA*, 2 p.m.

Sun., April 9

ARIZONA at No. 11 OREGON STATE*, 1 p.m.
 WASHINGTON at No. 13 ARIZONA STATE*, 1 p.m.
 CALIFORNIA at USC*, 1 p.m.
 WASHINGTON STATE at UCLA*, 1 p.m.

Mon., April 10

STANFORD at Santa Clara, 6 p.m.

*Pacific-10 Conference Game

(1) Game will be televised on FSNAZ and FSNNW

Game times local to site. *Baseball America* ranking at game time.

Pac-10 Player of the Week: Andrew Romine, ASU
Pac-10 Pitcher of the Week: Tim Lincecum, WASH

**Baseball America
Top-25 (Apr. 3)**

1. Cal State Fullerton
2. South Carolina
3. Mississippi State
4. Rice
5. North Carolina
6. Florida State
7. Clemson
8. Nebraska
9. Texas
10. Georgia Tech
11. OREGON STATE
12. Arkansas
13. ARIZONA STATE
14. Alabama
15. Old Dominion
16. Vanderbilt
17. North Carolina State
18. Tulane
19. Oklahoma
20. Wake Forest
21. Creighton
22. Pepperdine
23. Kentucky
24. Kansas
25. Winthrop

**Collegiate Baseball
Top-30 (Apr. 3)**

1. South Carolina
2. Cal State Fullerton
3. North Carolina
4. Florida State
5. Mississippi State
6. Nebraska
7. Rice
8. Clemson
9. Texas
10. Alabama
11. Georgia Tech
12. Vanderbilt
13. ARIZONA STATE
14. Miami
15. North Carolina State
16. OREGON STATE
17. Arkansas
18. Old Dominion
19. Wake Forest
20. Virginia
21. Fresno State
22. Charleston
23. Creighton
24. Ohio State
25. Kentucky
26. Texas Tech
27. Tennessee
28. Oklahoma
29. Louisiana State
30. Winthrop

LAST WEEK'S RESULTS

Tues., March 28

No. 12 OREGON STATE 6, Pacific 4
Portland 8, WASHINGTON 5

Wed., March 29

San Francisco 8, No. 12 OREGON STATE 2
No. 19 Pepperdine 2, USC 1

Thur., March 30

CALIFORNIA 3, ARIZONA 2

Fri., March 31

WASHINGTON STATE 6, No. 14 ARIZONA STATE 1
No. 14 ARIZONA STATE 8, WASHINGTON STATE 3
WASHINGTON 5, UCLA 0

Sat., April 1

ARIZONA 5, CALIFORNIA 1
No. 14 ARIZONA STATE 2, WASHINGTON STATE 1
No. 12 OREGON STATE 5, Texas-Pan American 4 (10)
No. 12 OREGON STATE 9, Texas-Pan American 1
No. 12 OREGON STATE 14, Texas-Pan American 1
STANFORD 9, USC 7
USC 3, STANFORD 2 (12)
UCLA 3, WASHINGTON 2 (11)

Sun., April 2

CALIFORNIA 5, ARIZONA 4 (13)
ARIZONA 12, No. 14 ARIZONA STATE 8
USC 6, STANFORD 1
WASHINGTON 4, UCLA 1

PAC-10 NOTES

- **ARIZONA (13-14, 1-2):** Freshman right-hander **Preston Guilmet** tied his career high with seven innings pitched on Thursday, but it wasn't enough to hold off the 3-2 loss at California. He surrendered seven hits, no earned runs, struck out five and walked only one in his first series-opening start ... Junior lefty **Brad Mills** tossed six shutout innings on Saturday to lead Arizona to a 5-1 win over the Bears. The junior scattered four hits and finished with seven strikeouts and two walks to help lead the Wildcats to a weekend team ERA of 2.61 and their first Conference win of the year ... Sunday's 5-4 loss at Cal marked Arizona's fifth loss this season by one run. After the loss in the 13th inning, which concluded Saturday's darkness-halted game, the 'Cats traveled 650 miles to Phoenix for the Challenge at Case vs. in-state rival, Arizona State ... Freshman **David Plante**'s two-out grand slam in the eighth inning handed Arizona a 12-8 win over the Sun Devils. The outfielder/DH finished the Challenge 3-for-5 with a team season-high seven RBI and a run scored. Plante's grand slam, the first homer of his career, was also the first grand slam by a Wildcat in just over a year. For the week, Plante batted .400 (6-for-15), finishing with a .600 slugging percentage and a .400 on-base percentage.

- **ARIZONA STATE (23-9, 2-1):** Sophomore shortstop **Andrew Romine** made his season debut on Thursday at Washington State. Romine, who underwent rib removal surgery in January to correct a blood clot, saw his first defensive opportunity in the second inning, catching a line drive to end the inning. The game was suspended in the third inning, thanks to a light malfunction ... When play resumed on Friday, **Colin Curtis** homered to right field to cut the Cougars' lead to 5-1. Curtis' solo shot was the first earned run allowed by Jared Prince this year ... The Sun Devils bounced back in game two, thanks to a strong relief outing by **Brady Martinez**, who entered in the fifth and struck out seven, allowing only one hit to earn his third win this season ... **Preston Paramore** finished the nightcap 3-for-5 with three RBI, and **Rocky Laguna** added three hits of his own and an RBI for ASU ... Following Thursday's light failure and Friday's doubleheader, the mayhem in Pullman continued on Saturday with a five-hour delay thanks to rain, snow and sleet. The Devils were able to burn off the freezing temperatures to pick up the 2-1 victory. **Pat Bresnehan** lasted 4.2 innings, allowing one run and striking out six. **Brett Bordes** was perfect in relief, pitching 1.1 innings in his fourth win of the year ... In their fourth game in three days, **Eric Sogard** collected a game-high four hits in the Challenge at Chase, hitting an RBI triple in the seventh. Freshman **Ike Davis** brought home his Conference-leading 42nd RBI in Phoenix. Davis was charged with the loss, moving from left field to relief in the top of the eighth.

- **CALIFORNIA (16-12, 4-2):** Junior **Brandon Morrow**, a third-team preseason All-American, improved his record to 6-0 on Thursday by throwing 8.0 innings with five hits, two runs, three walks and nine strikeouts in Cal's 3-2 win over Arizona. This season, Morrow has struck out 63 batters in 57.0 innings with a 1.74 ERA ... Game Two of Cal's doubleheader with the Wildcats went 12 innings before being suspended for darkness. The Bears came back from a 4-0 deficit thanks to an RBI single by **Josh Satin**, a two-run homer by **Brennan Boesch** and the game-tying RBI on a bases-loaded walk by Boesch. Boesch leads California with seven home runs and 20 RBI ... For the second time this season, freshman right-fielder **Charlie Cutler** threw a runner out at the plate in a key situation. Cutler preserved the 4-4 tie on Saturday by throwing out Colt Sedbrook in the top of the 12th inning ... Senior right-fielder **Rob Nesbitt** broke the 4-4 tie with Arizona on Sunday, hitting his first collegiate homer over the right-field fence in the bottom of the 13th for the 5-4 victory ... Senior **Allen Craig** finished the Arizona series 6-for-14 (.429) with a double. He was 5-for-6 in Sunday's win. Craig leads California with a .393 batting average, which includes 44 hits and 10 doubles. He also has knocked out five home runs and 15 RBI this season.

- **OREGON STATE (19-8, 1-2):** Oregon State scored four runs in the ninth inning on Tuesday to beat Pacific and end the Tigers' five-game winning streak. The Beavers came up with the four runs on two hits, two walks and three Pacific errors. Prior to Tuesday, Oregon State had been 0-7 in games where the Beavers trailed after six innings ... Junior **Jonah Nickerson** led Oregon State to its second of three wins over Texas-Pan American on Saturday. Nickerson pitched 8.0 innings, striking out nine and allowing one run, as he scattered eight hits and one walk in the 9-1 victory ... With one swing of the bat, senior **Chris Kunda** earned a share of two Oregon State school records in the Beavers' 14-1 win over UTPA. Kunda's double just inside the third base bag in the eighth inning was his fifth hit and third double of the game. Kunda's record-tying performance came near the end of the Beavers' 25-inning day against the Broncs, as Oregon State completed a suspended game and then played a regularly scheduled doubleheader. In the condensed series, Kunda batted 5-for-8 with six runs scored, three doubles, one RBI, five walks, one sacrifice and one stolen base. Kunda played every inning of all three games, along with **Cole Gillespie**, **Shea McFeely** and **Darwin Barney** ... The day's play included 861 pitches, 141 outs, 223 plate appearances, 14 pitching changes, 51 hits, 30 runs and 6 errors.

• **STANFORD (13-11, 2-4):** **Jeremy Bleich** came into the first game of Stanford's doubleheader at the top of the eighth to toss a pair of scoreless innings, while allowing just one walk to preserve the 9-7 victory. Bleich now has seven saves on the season to go with a 1-1 record and a 2.00 ERA in a team-high 13 appearances ... He has struck out 13 and walked just four in his 18.0 innings of work ... The nightcap marked Stanford's first loss this season in extra-innings. **Nolan Gallagher** pitched 6.1 innings in game 2, the longest outing of his career, while **Michael Taylor** had his fourth multiple-double game of his career and second of the season ... Sunday's loss to the Trojans marks Stanford's first series loss to USC since 1996. The Cardinal have lost four of six games to USC this season. The loss also marked the first regular-season home series loss to USC since 1999, which snapped a string of six straight series wins over the Trojans at Sunken Diamond. The game lasted just 2:32, one minute shy of Stanford's shortest game this season.

• **UCLA (16-13, 1-2):** UCLA scored a total of four runs in its three-game series at Washington last weekend. Before that, the Bruins scored 61 runs in their last seven games, outscoring the opposition by 38 runs in that seven-game span. The Bruins' defense currently leads the Conference with a .977 fielding percentage ... On the mound, UCLA is tied with the Pac-10's lowest ERA (3.40) and are second in the league with a .243 opposing batting average ... The Bruins have been shutout by their opposition three times this season, but after each shutout loss, UCLA has bounced back to win the next game ... The Bruins have hit home runs in 14 of their last 16 games, knocking out 24 in that span and 32 so far this season. That number surpasses last year's season total for home runs (21) in half the number of games ... UCLA returns to Jackie Robinson Stadium on Tuesday, looking to win its sixth straight home game vs. UC Irvine. The Bruins, who will be playing their first home game in 16 days, have not won six straight at home since 2001.

• **USC (17-13, 4-2):** The Trojans recorded 12 hits on Wednesday against No. 19 Pepperdine, but stranded 11 runners on base to drop the game, 2-1. **Cyle Hankerd** went 3-for-4 against the Waves ... Freshman reliever **John Dunn** threw 2 2/3 scoreless innings in relief to split Saturday's doubleheader with Stanford. Dunn held the Cardinal off the scoreboard, despite the bases loaded in the 11th and 12th innings. He allowed two hits with two walks and one strikeout ... The Trojans scored the game-winner in the 12th on a bases-loaded RBI groundout by pinch-hitter **Josh Fogel** ... Freshman **Tommy Milone** had the longest start of his career, throwing eight innings and allowing two runs on nine hits with a walk and six K's ... Freshman **Ryan Cook** threw his longest stint of the season Sunday in USC's 6-1 win, allowing just one run on four hits with three walks and five strikeouts in 8 1/3 innings of work. Cook is 2-0 this season with a 1.35 ERA in two Pac-10 games against Oregon State and Stanford ... **Matt Cusick**, who went 3-for-4 with two RBI, leads the league with 37 runs scored this season. Cusick is second in the Pac-10 with 47 hits, 19 walks, and a .510 on-base percentage.

• **WASHINGTON (20-11, 3-3):** Junior **Tim Lincecum** was named to the College Baseball Foundation's National Honor Roll for the fifth time this season after striking out a career-high 18 batters in a complete-game, two-hit shutout on Friday in the series opener vs. UCLA. The right-hander did not allow a hit through 5 1/2 innings and walked only one. His old career-best for strikeouts was 15, set in 2004 and matched earlier this year ... Junior **Curt Rindal** extended his hitting streak to 20 games with a double and a home run on Friday, a single on Saturday and a single and a home run on Sunday ... Freshman **Tyler Cheney** worked 8 2/3 innings on Saturday, surrendering two runs (one earned) on eight hits and no walks in a pitchers' duel vs. UCLA. Husky closer **Elliott Cribby** took the 3-2, 11-inning loss, allowed a run on two hits in relief for Cheney ... UW took the series on Sunday, as freshman **Bryce Mooney** pitched 4 2/3 innings of one-hit relief. Mooney did not allow a run and struck out six ... **Matt Stevens** hit his 10th homer of the year on Sunday, moving him into a tie for the Pac-10 lead with his teammate, **Zach Clem** ... **Matt Lane** completes the Husky trifecta on the Conference's home run list this season, knocking out seven thus far ... Redshirt sophomore RHP **Richie Lentz** is schedule to start in Tuesday's game vs. Portland. Lentz, who threw in only one game last year before season-ending surgery on his right elbow, will take the mound for the first time in nearly 14 months.

• **WASHINGTON STATE (21-9, 3-3):** **Jared Prince** earned the Cougars' only victory over No. 14 Arizona State, a 6-1 series-opening win. Prince put in 6.0 innings of work, allowing one run on four hits with two strikeouts. Prince had worked 2 2/3 innings on Thursday night before a partial light outage suspended the game until Friday. When play resumed, Prince returned to the mound and went 3 1/3 more innings before exiting. The run Prince surrendered marked the first earned run he has allowed this season in 25 innings, and also allowed his first walk of the year Six Cougar pitchers made appearances in game two of the double-header and offensively, Prince made three hits. **Jay Miller** rapped out two, moving him into second place on the Cougars' all-time list with 274 ... Sunday's game, which was originally scheduled for a 1 p.m. start, was pushed back to 6 p.m. because of rain and snow. **Wayne Daman, Jr.**, matched his career-high with nine strikeouts, but allowed two runs in his six-plus innings. Daman (5-2) allowed six hits and did not walk a batter ... **Steve Kost**, **Nick Cebula** and **Travis Webb** worked the final three innings of the series, allowing a combined two hits while striking out three ... The Cougar bats continue to dominate the Pac-10, as Washington State ranks first in the Conference in on-base percentage (.409), runs scored (239), doubles (72) and stolen bases (59). The Cougars are second in the league for batting average (.326), hits (348), and RBI (205).

NCBWA

Top-30 (Apr. 3)

1. South Carolina
2. North Carolina
3. Rice
4. Florida State
5. Mississippi State
6. Cal State Fullerton
7. Nebraska
8. Clemson
9. Georgia Tech
10. Arkansas
11. Texas
12. ARIZONA STATE
13. OREGON STATE
14. North Carolina State
15. Alabama
16. Old Dominion
17. Oklahoma
18. Tulane
19. Florida
20. Charleston
21. Wichita State
22. Virginia
23. Winthrop
24. Tennessee
25. Louisiana State
26. Miami
27. Southern Mississippi
28. Vanderbilt
29. West Virginia
30. Wake Forest

USA Today/

College Coaches Top-25 (Apr. 3)

1. Cal State Fullerton
2. South Carolina
3. Florida State
4. Rice
5. Mississippi State
6. North Carolina
7. Clemson
8. Nebraska
9. Georgia Tech
10. Texas
11. Arkansas
12. ARIZONA STATE
13. North Carolina State
14. OREGON STATE
15. Alabama
16. Oklahoma
17. Miami
18. Virginia
19. Florida
20. Old Dominion
21. Louisiana State
22. Baylor
23. Vanderbilt
24. Charleston
25. Wake Forest

Pac-10 in the Baseball America Top 25 Poll (Week-by-Week)

	PRE	2/6	2/13	2/20	2/27	3/6	3/13	3/20	3/27	4/3	4/10	4/17	4/24	5/1	5/8	5/15	5/22	5/29	6/5	6/12
ASU	16	16	-	-	-	17	16	19	14	13	-	-	-	-	-	-	-	-	-	-
CAL	25	-	-	-	-	-	-	-	-	-	-	-	-	-	-	-	-	-	-	-
OSU	8	6	6	8	13	11	13	16	12	11	-	-	-	-	-	-	-	-	-	-
STAN	-	19	24	-	19	16	17	17	-	-	-	-	-	-	-	-	-	-	-	-
USC	17	-	25	24	-	-	-	-	-	-	-	-	-	-	-	-	-	-	-	-
WASH	-	-	-	-	-	-	19	-	-	-	-	-	-	-	-	-	-	-	-	-

PAC-10 vs.

OTHER CONFERENCES

America East	0-0
Atlantic 10	3-0
Atlantic Coast	4-2
Atlantic Sun	1-0
Big 12.....	9-7
Big East	2-0
Big South	1-0
Big Ten	4-0
Big West	25-23
Conference USA	4-0
Mid-American	3-1
Mid-Continent	3-1
Missouri Valley	0-0
Mountain West	10-6
Patriot League.....	2-0
Southeastern	8-6
Southland	1-0
Sun Belt.....	3-0
Western Athletic	14-10
West Coast.....	19-12
Independent.....	10-1
Total-Div. I.....	126-69
Total-Div. II	2-3
Total-Div. III.....	1-0
Total	158-100

PAC-10 vs.

RANKED TEAMS*

Arizona	1-7
Arizona State.....	2-3
California.....	3-2
Oregon State.....	2-2
Stanford	5-1
UCLA	4-5
USC	3-5
Washington	1-0
Washington State.....	4-3

*Baseball America ranking

PRESEASON COACHES' POLL

Results of the poll are as follows. Eight points are awarded for a first-place vote, seven points for a second-place vote, and so on. Coaches are not allowed to vote for their own team.:

<u>School (1sts)</u>	<u>Points</u>
1. Oregon State (7)	62
2. USC (1)	51
3. Stanford (1)	46
Arizona State	46
5. Arizona	36
California	36
7. Washington	22
8. UCLA	17
9. Washington State	8

**ARIZONA STATE'S ANDREW ROMINE
WASHINGTON'S TIM LINCECUM
PAC-10 PLAYER/PITCHER OF THE WEEK**

WALNUT CREEK, Calif. – ARIZONA STATE sophomore shortstop **Andrew Romine** has been named the Pacific-10 Conference Baseball Player of the Week and WASHINGTON junior right-handed pitcher **Tim Lincecum** has been named Pitcher of the Week for Mar. 28 - Apr. 3, Commissioner Tom Hansen announced today.


Romine, from Lake Forest, Calif., returned to the Sun Devil lineup this weekend after suffering a blood clot in his arm last summer and going through rib removal surgery in January. The sophomore, who had not played baseball since the 2005 College World Series, made his 2006 debut in Arizona State's three-game series at Washington State and in the Challenge at Chase vs. Arizona. For the week, Romine went 7-for-12, knocking in seven runs, including the game-winner on Saturday night in Pullman. Romine had several highlights on the field as well, including a diving stop and throw in the bottom of the ninth on Saturday to preserve the 2-1 win over the Cougars.

Lincecum, from Renton, Wash., threw a nine-inning, complete game two-hitter in the series opener vs. UCLA, striking out a career-high 18 batters, including the first seven to open the game. Lincecum walked only one and allowed only two balls out of the infield. Over his last 32 innings, Lincecum has allowed only one earned run and 10 hits, while striking out 44.

The Player of the Week honor is the first of Romine's career, while it is the 78th such honor for Arizona State. The Pitcher of the Week honor is the sixth for Lincecum since 2004, and the 35th selection all-time for Washington. Lincecum is the first pitcher to be named Conference Pitcher of the Week in two consecutive weeks since Oregon State's Dallas Buck earned two straight awards on May 17 and May 24, 2005.

2006 PAC-10 PLAYERS OF THE WEEK: Feb. 14 - Cyle Hankerd, USC; Feb. 21 - Matt Stevens, WASH; Feb. 28 - Andy Lentz, WASH; Mar. 7 - Ike Davis, ASU; Mar. 14 - Matt Stevens, WASH; Mar. 21 - Hector Ambriz, UCLA; Mar. 28 - Jay Miller, WSU; Apr. 4 - Andrew Romine, ASU.

2006 PAC-10 PITCHERS OF THE WEEK: Feb. 14 - Wayne Daman, Jr., WSU; Feb. 21 - Ian Kennedy, USC; Feb. 28 - David Stringer, STAN; Mar. 7 - Tyson Brummett, UCLA; Mar. 14 - Hector Ambriz, UCLA; Mar. 21 - John Dunn, USC; Mar. 28 - Tim Lincecum, WASH; Apr. 4 - Tim Lincecum, WASH.



PAC-10 NATIONAL CHAMPIONSHIPS

Arizona	1976, 1980, 1986
Arizona State	1965, 1967, 1969, 1977, 1981
California	1947, 1957
Stanford	1987, 1988
USC	1948, 1958, 1961, 1963, 1968, 1970, 1971, 1972, 1973, 1974, 1979, 1998


PAC-10 SPORTS INFORMATION CONTACTS



ARIZONA (www.arizonaathletics.com)
 106 McKale Center, Tucson, AZ 85721
 Matt Rector (mjrector@email.arizona.edu)
 Office: (520) 621-4163 Press Box: (520) 621-4440




ARIZONA STATE (www.thesundevils.com)
 Carson Center, Room 131, Tempe, AZ 85287-2505
 Randy Policar (randy.policar@asu.edu)
 Office: (480) 965-6592 Press Box: (480) 727-7253




CALIFORNIA (www.calbears.com)
 349 Haas Pavilion, Berkeley, CA 94720
 Scott Ball (sball@berkeley.edu)
 Office: (510) 642-5363 Press Box: (510) 642-3098



OREGON STATE (www.osubeavers.com)
 Gill Coliseum 103, Corvallis, OR 97331
 Kip Carlson (kip.carlson@oregonstate.edu)
 Office: (541) 737-7472 Press Box: (541) 737-7475



STANFORD (www.gostanford.com)
 Arrillaga Family Sports Center, Stanford, CA 94305
 Kyle McRae (mcr@stanford.edu)
 Office: (650) 725-2949 Press Box: (650) 723-4629



UCLA (www.uclabruins.com)
 Morgan Center, 325 Westwood Plaza,
 Los Angeles, CA 90025-1639
 Julian Temblador (jtemblador@athletics.ucla.edu)
 Office: (310) 206-4008 Press Box: (310) 794-8213



USC (www.usctrojans.com)
 Heritage Hall 103, Los Angeles, CA 90089-0601
 Jason Pommier (pommier@usc.edu)
 Office: (213) 740-3807 Press Box: (213) 748-3449



WASHINGTON (www.gohuskies.com)
 229 Graves Building, Seattle, WA 98195-4070
 Jeff Bechtold (bechtold@u.washington.edu)
 Office: (206) 543-2230 Press Box: (206) 685-1994



WASHINGTON STATE (www.wsucougars.com)
 Bohler Athletic Complex, Room 195,
 Pullman, WA 99164-1610
 Bill Stevens (wsstevens@wsu.edu)
 Office: (509) 335-2684 Press Box: (509) 335-8291/2684

2006 PRESEASON ALL-AMERICANS

Baseball America

Colin Curtis, ASU	1st Team
Ian Kennedy, USC	1st Team
Jason Donald, ARIZ	2nd Team
Brennan Boesch, CAL	2nd Team
Chris Errecart, CAL	2nd Team
Michael Taylor, STAN	3rd Team
Tim Lincecum, WASH	3rd Team
Mark Melancon, ARIZ	3rd Team
Brandon Morrow, CAL	3rd Team

Collegiate Baseball- Louisville Slugger

Dallas Buck, OSU	1st Team
Ian Kennedy, USC	1st Team
Jonah Nickerson, OSU	2nd Team
Kevin Gunderson, OSU	2nd Team
Tim Lincecum, WASH	3rd Team
Paul Koss, USC	3rd Team
Brennan Boesch, CAL	3rd Team

NCBWA

Brennan Boesch, CAL	1st Team
Dallas Buck, OSU	1st Team
Ian Kennedy, USC	1st Team
Mark Melancon, ARIZ	2nd Team
Keith Gunderson, OSU	2nd Team
Jonah Nickerson, OSU	2nd Team
Tim Lincecum, WASH	2nd Team
Mark Melancon, ARIZ	2nd Team
Kevin Gunderson, OSU	2nd Team

2006 WATCH LISTS

WALLACE WATCH

Mark Melancon, ARIZ	P
Colin Curtis, ASU	OF
Brennan Boesch, CAL	OF
Dallas Buck, OSU	P
Keith Gunderson, OSU	P
Chris Minaker, STAN	SS
Michael Taylor, STAN	OF
Hector Ambriz, UCLA	RHP
Ian Kennedy, USC	P
Tim Lincecum, WASH	P
Jay Miller, WSU	OF

JOHNNY BENCH AWARD WATCH

Konrad Schmidt, ARIZ
Preston Paramore, ASU

Pacific-10 Conference would like to recognize and thank our growing family of Corporate Partners:



Pac-10 Baseball
Pac-10 Overall Statistics (as of Apr 03, 2006)
(All games Sorted by Batting avg)

Team	AVG	G	AB	R	H	2B	3B	HR	RBI	TB	SLG%	BB	HBP	SO	GDP	OB%	SF	SH	SB-ATT	PO	A	E	FLD%
USC.....	.326	30	1036	212	338	56	8	15	196	455	.439	118	36	150	23	.407	19	42	28-47	813	305	30	.974
Washington State....	.326	30	1068	239	348	72	5	15	205	475	.445	105	56	150	23	.409	14	29	59-81	801	313	43	.963
Arizona State.....	.321	32	1123	235	361	66	15	20	219	517	.460	139	31	218	20	.406	15	18	49-59	858	351	50	.960
Oregon State.....	.310	27	945	180	293	57	13	15	155	421	.446	127	30	156	18	.403	14	34	36-46	709	305	31	.970
Washington.....	.286	31	1102	213	315	45	7	48	196	518	.470	128	29	231	22	.372	10	5	28-42	834	351	43	.965
Arizona.....	.271	27	909	157	246	43	17	10	147	353	.388	90	52	197	20	.364	16	22	29-46	726	311	44	.959
UCLA.....	.269	29	981	163	264	52	9	32	146	430	.438	97	40	196	20	.356	8	12	10-24	771	291	25	.977
California.....	.269	28	926	135	249	46	2	25	120	374	.404	86	25	143	20	.346	4	36	21-30	750	323	26	.976
Stanford.....	.264	24	800	118	211	37	4	15	111	301	.376	90	15	128	17	.345	12	19	14-24	655	248	29	.969

(All games Sorted by Earned run avg)

Team	ERA	W-L	G	CG	SHO/CBO	SV	IP	H	R	ER	BB	SO	2B	3B	HR	AB	B/Avg	WP	HBP	BK	SFA	SHA
UCLA.....	3.40	16-13	29	0	1/1	6	257.0	229	115	97	92	239	36	2	19	944	.243	30	16	12	9	16
Washington State....	3.40	21-9	30	0	2/2	7	267.0	257	136	101	83	243	46	2	4	1014	.253	21	18	3	12	19
Oregon State.....	3.43	19-8	27	1	2/1	7	236.1	201	113	90	110	204	43	3	12	866	.232	11	31	6	6	16
California.....	3.71	16-12	28	2	3/2	6	250.0	247	116	103	106	197	33	2	9	917	.269	20	25	5	12	24
Arizona.....	4.13	13-14	27	0	1/1	6	242.0	266	134	111	96	268	36	12	10	948	.281	34	17	3	6	24
USC.....	4.18	17-13	30	0	1/1	3	271.0	286	151	126	102	195	59	3	15	1023	.280	13	34	5	12	37
Arizona State.....	4.28	23-9	32	0	0/0	7	286.0	284	176	136	135	274	54	6	14	1092	.260	28	29	10	9	23
Stanford.....	4.37	13-11	24	0	0/0	8	218.1	244	128	106	74	180	42	8	12	851	.287	17	16	5	10	34
Washington.....	5.02	20-11	31	1	3/2	13	278.0	260	182	155	166	239	43	2	32	1036	.251	22	29	2	13	29

(All games Sorted by Fielding pct)

Team	C	PO	A	E	FLD%	DPs	SBA	CSB	SBA%	PB	CI
UCLA.....	1087	771	291	25	.977	27	13	9	.591	5	1
California.....	1099	750	323	26	.976	33	20	13	.606	6	0
USC.....	1148	813	305	30	.974	25	19	18	.514	4	1
Oregon State.....	1045	709	305	31	.970	20	17	14	.548	10	1
Stanford.....	932	655	248	29	.969	18	13	8	.619	4	0
Washington.....	1228	834	351	43	.965	31	22	14	.611	7	1
Washington State....	1157	801	313	43	.963	27	30	12	.714	3	1
Arizona State.....	1259	858	351	50	.960	34	29	15	.659	14	0
Arizona.....	1081	726	311	44	.959	17	26	21	.553	13	1

Pac-10 Baseball
Pac-10 Batting Leaders (as of Apr 03, 2006)
(All games)

Hitting minimums - 1 Games 75% of Games 1.0 AB/Game
Pitching minimums - 1 Games 1.0 IP/Game

Batting avg	Slugging pct	On base pct
-----	-----	-----
1. USC..... .326	1. Washington..... .470	1. Washington State.... .409
2. Washington State.... .326	2. Arizona State..... .460	2. USC..... .407
3. Arizona State..... .321	3. Oregon State..... .446	3. Arizona State..... .406
4. Oregon State..... .310	4. Washington State.... .445	4. Oregon State..... .403
5. Washington..... .286	5. USC..... .439	5. Washington..... .372
6. Arizona..... .271	6. UCLA..... .438	6. Arizona..... .364
7. UCLA..... .269	7. California..... .404	7. UCLA..... .356
8. California..... .269	8. Arizona..... .388	8. California..... .346
9. Stanford..... .264	9. Stanford..... .376	9. Stanford..... .345
Runs scored	Hits	Runs batted in
-----	----	-----
1. Washington State.... 239	1. Arizona State..... 361	1. Arizona State..... 219
2. Arizona State..... 235	2. Washington State.... 348	2. Washington State.... 205
3. Washington..... 213	3. USC..... 338	3. Washington..... 196
4. USC..... 212	4. Washington..... 315	USC..... 196
5. Oregon State..... 180	5. Oregon State..... 293	5. Oregon State..... 155
6. UCLA..... 163	6. UCLA..... 264	6. Arizona..... 147
7. Arizona..... 157	7. California..... 249	7. UCLA..... 146
8. California..... 135	8. Arizona..... 246	8. California..... 120
9. Stanford..... 118	9. Stanford..... 211	9. Stanford..... 111
Doubles	Triples	Home runs
-----	-----	-----
1. Washington State.... 72	1. Arizona..... 17	1. Washington..... 48
2. Arizona State..... 66	2. Arizona State..... 15	2. UCLA..... 32
3. Oregon State..... 57	3. Oregon State..... 13	3. California..... 25
4. USC..... 56	4. UCLA..... 9	4. Arizona State..... 20
5. UCLA..... 52	5. USC..... 8	5. Stanford..... 15
6. California..... 46	6. Washington..... 7	Washington State.... 15
7. Washington..... 45	7. Washington State.... 5	Oregon State..... 15
8. Arizona..... 43	8. Stanford..... 4	USC..... 15
9. Stanford..... 37	9. California..... 2	9. Arizona..... 10
Total bases	Total plate appearances	At bats
-----	-----	-----
1. Washington..... 518	1. Arizona State..... 1328	1. Arizona State..... 1123
2. Arizona State..... 517	2. Washington..... 1274	2. Washington..... 1102
3. Washington State.... 475	3. Washington State.... 1272	3. Washington State.... 1068
4. USC..... 455	4. USC..... 1251	4. USC..... 1036
5. UCLA..... 430	5. Oregon State..... 1150	5. UCLA..... 981
6. Oregon State..... 421	6. UCLA..... 1138	6. Oregon State..... 945
7. California..... 374	7. Arizona..... 1089	7. California..... 926
8. Arizona..... 353	8. California..... 1077	8. Arizona..... 909
9. Stanford..... 301	9. Stanford..... 936	9. Stanford..... 800
Walks	Hit by pitch	Strikeouts
-----	-----	-----
1. Arizona State..... 139	1. Washington State.... 56	1. Washington..... 231
2. Washington..... 128	2. Arizona..... 52	2. Arizona State..... 218
3. Oregon State..... 127	3. UCLA..... 40	3. Arizona..... 197
4. USC..... 118	4. USC..... 36	4. UCLA..... 196
5. Washington State.... 105	5. Arizona State..... 31	5. Oregon State..... 156
6. UCLA..... 97	6. Oregon State..... 30	6. USC..... 150
7. Arizona..... 90	7. Washington..... 29	Washington State.... 150
Stanford..... 90	8. California..... 25	8. California..... 143
9. California..... 86	9. Stanford..... 15	9. Stanford..... 128

Sac bunts	

1. USC.....	42
2. California.....	36
3. Oregon State.....	34
4. Washington State....	29
5. Arizona.....	22
6. Stanford.....	19
7. Arizona State.....	18
8. UCLA.....	12
9. Washington.....	5

Sac flies	

1. USC.....	19
2. Arizona.....	16
3. Arizona State.....	15
4. Oregon State.....	14
Washington State....	14
6. Stanford.....	12
7. Washington.....	10
8. UCLA.....	8
9. California.....	4

Stolen bases	

1. Washington State....	59
2. Arizona State.....	49
3. Oregon State.....	36
4. Arizona.....	29
5. Washington.....	28
USC.....	28
7. California.....	21
8. Stanford.....	14
9. UCLA.....	10

Caught stealing	

1. Washington State....	22
2. USC.....	19
3. Arizona.....	17
4. UCLA.....	14
Washington.....	14
6. Oregon State.....	10
Arizona State.....	10
Stanford.....	10
9. California.....	9

Steal attempts	

1. Washington State....	81
2. Arizona State.....	59
3. USC.....	47
4. Arizona.....	46
Oregon State.....	46
6. Washington.....	42
7. California.....	30
8. UCLA.....	24
Stanford.....	24

Grounded into DP	

1. Washington State....	23
USC.....	23
3. Washington.....	22
4. California.....	20
Arizona.....	20
Arizona State.....	20
UCLA.....	20
8. Oregon State.....	18
9. Stanford.....	17

Pac-10 Baseball
Pac-10 Pitching Leaders (as of Apr 03, 2006)
(All games)

Hitting minimums - 1 Games 75% of Games 1.0 AB/Game
Pitching minimums - 1 Games 1.0 IP/Game

Earned run avg -----	Opposing bat avg -----	Innings pitched -----
1. UCLA..... 3.40	1. Oregon State..... .232	1. Arizona State..... 286.0
2. Washington State... 3.40	2. UCLA..... .243	2. Washington..... 278.0
3. Oregon State..... 3.43	3. Washington..... .251	3. USC..... 271.0
4. California..... 3.71	4. Washington State... .253	4. Washington State... 267.0
5. Arizona..... 4.13	5. Arizona State..... .260	5. UCLA..... 257.0
6. USC..... 4.18	6. California..... .269	6. California..... 250.0
7. Arizona State..... 4.28	7. USC..... .280	7. Arizona..... 242.0
8. Stanford..... 4.37	8. Arizona..... .281	8. Oregon State..... 236.1
9. Washington..... 5.02	9. Stanford..... .287	9. Stanford..... 218.1
Batters struck out -----	Batters SO out looking -----	Wins -----
1. Arizona State..... 274	1. Arizona..... 92	1. Arizona State..... 23
2. Arizona..... 268	2. Washington..... 77	2. Washington State... 21
3. Washington State... 243	3. Arizona State..... 72	3. Washington..... 20
4. Washington..... 239	4. USC..... 71	4. Oregon State..... 19
UCLA..... 239	5. UCLA..... 65	5. USC..... 17
6. Oregon State..... 204	6. Oregon State..... 63	6. California..... 16
7. California..... 197	7. Washington State... 57	UCLA..... 16
8. USC..... 195	8. California..... 53	8. Stanford..... 13
9. Stanford..... 180	9. Stanford..... 52	Arizona..... 13
Losses -----	Saves -----	Runners picked off -----
1. Arizona..... 14	1. Washington..... 13	1. UCLA..... 8
2. UCLA..... 13	2. Stanford..... 8	2. Washington State... 4
USC..... 13	3. Washington State... 7	California..... 4
4. California..... 12	Arizona State..... 7	4. Oregon State..... 3
5. Stanford..... 11	Oregon State..... 7	USC..... 3
Washington..... 11	6. California..... 6	6. Arizona..... 2
7. Washington State... 9	Arizona..... 6	7. Washington..... 1
Arizona State..... 9	UCLA..... 6	Arizona State..... 1
9. Oregon State..... 8	9. USC..... 3	
Sac bunts allowed -----	Sac flies allowed -----	Hits allowed -----
1. USC..... 37	1. Washington..... 13	1. Oregon State..... 201
2. Stanford..... 34	2. Washington State... 12	2. UCLA..... 229
3. Washington..... 29	California..... 12	3. Stanford..... 244
4. Arizona..... 24	USC..... 12	4. California..... 247
California..... 24	5. Stanford..... 10	5. Washington State... 257
6. Arizona State..... 23	6. Arizona State..... 9	6. Washington..... 260
7. Washington State... 19	UCLA..... 9	7. Arizona..... 266
8. Oregon State..... 16	8. Oregon State..... 6	8. Arizona State..... 284
UCLA..... 16	Arizona..... 6	9. USC..... 286
Runs allowed -----	Earned runs allowed -----	Walks allowed -----
1. Oregon State..... 113	1. Oregon State..... 90	1. Stanford..... 74
2. UCLA..... 115	2. UCLA..... 97	2. Washington State... 83
3. California..... 116	3. Washington State... 101	3. UCLA..... 92
4. Stanford..... 128	4. California..... 103	4. Arizona..... 96
5. Arizona..... 134	5. Stanford..... 106	5. USC..... 102
6. Washington State... 136	6. Arizona..... 111	6. California..... 106
7. USC..... 151	7. USC..... 126	7. Oregon State..... 110
8. Arizona State..... 176	8. Arizona State..... 136	8. Arizona State..... 135
9. Washington..... 182	9. Washington..... 155	9. Washington..... 166

Doubles allowed	
1. California.....	33
2. Arizona.....	36
UCLA.....	36
4. Stanford.....	42
5. Oregon State.....	43
Washington.....	43
7. Washington State....	46
8. Arizona State.....	54
9. USC.....	59

Triples allowed	
1. Washington.....	2
California.....	2
UCLA.....	2
Washington State....	2
5. USC.....	3
Oregon State.....	3
7. Arizona State.....	6
8. Stanford.....	8
9. Arizona.....	12

Home runs allowed	
1. Washington State....	4
2. California.....	9
3. Arizona.....	10
4. Stanford.....	12
Oregon State.....	12
6. Arizona State.....	14
7. USC.....	15
8. UCLA.....	19
9. Washington.....	32

Wild pitches	
1. Arizona.....	34
2. UCLA.....	30
3. Arizona State.....	28
4. Washington.....	22
5. Washington State....	21
6. California.....	20
7. Stanford.....	17
8. USC.....	13
9. Oregon State.....	11

Balks	
1. UCLA.....	12
2. Arizona State.....	10
3. Oregon State.....	6
4. California.....	5
Stanford.....	5
USC.....	5
7. Washington State....	3
Arizona.....	3
9. Washington.....	2

Hit batters	
1. USC.....	34
2. Oregon State.....	31
3. Arizona State.....	29
Washington.....	29
5. California.....	25
6. Washington State....	18
7. Arizona.....	17
8. Stanford.....	16
UCLA.....	16

Intentional BB allowed	
1. USC.....	11
2. Stanford.....	8
3. Washington State....	5
California.....	5
5. Washington.....	3
Arizona State.....	3
7. Oregon State.....	2
8. UCLA.....	1
Arizona.....	1

Pac-10 Baseball
Pac-10 Fielding Leaders (as of Apr 03, 2006)
(All games)

Hitting minimums - 1 Games 75% of Games
Pitching minimums - 1 Games 1.0 IP/Game

Fielding pct	
1. UCLA.....	.977
2. California.....	.976
3. USC.....	.974
4. Oregon State.....	.970
5. Stanford.....	.969
6. Washington.....	.965
7. Washington State....	.963
8. Arizona State.....	.960
9. Arizona.....	.959

Chances	
1. Arizona State.....	1259
2. Washington.....	1228
3. Washington State....	1157
4. USC.....	1148
5. California.....	1099
6. UCLA.....	1087
7. Arizona.....	1081
8. Oregon State.....	1045
9. Stanford.....	932

Putouts	
1. Arizona State.....	858
2. Washington.....	834
3. USC.....	813
4. Washington State....	801
5. UCLA.....	771
6. California.....	750
7. Arizona.....	726
8. Oregon State.....	709
9. Stanford.....	655

Assists	
1. Arizona State.....	351
Washington.....	351
3. California.....	323
4. Washington State....	313
5. Arizona.....	311
6. USC.....	305
Oregon State.....	305
8. UCLA.....	291
9. Stanford.....	248

Errors	
1. Arizona State.....	50
2. Arizona.....	44
3. Washington.....	43
Washington State....	43
5. Oregon State.....	31
6. USC.....	30
7. Stanford.....	29
8. California.....	26
9. UCLA.....	25

Fielding double plays	
1. Arizona State.....	34
2. California.....	33
3. Washington.....	31
4. Washington State....	27
UCLA.....	27
6. USC.....	25
7. Oregon State.....	20
8. Stanford.....	18
9. Arizona.....	17

Stolen bases against	
1. Washington State....	30
2. Arizona State.....	29
3. Arizona.....	26
4. Washington.....	22
5. California.....	20
6. USC.....	19
7. Oregon State.....	17
8. Stanford.....	13
UCLA.....	13

Caught stealing by	
1. Arizona.....	21
2. USC.....	18
3. Arizona State.....	15
4. Washington.....	14
Oregon State.....	14
6. California.....	13
7. Washington State....	12
8. UCLA.....	9
9. Stanford.....	8

Steal attempts against	
1. Arizona.....	47
2. Arizona State.....	44
3. Washington State....	42
4. USC.....	37
5. Washington.....	36
6. California.....	33
7. Oregon State.....	31
8. UCLA.....	22
9. Stanford.....	21

Passed balls	
1. Arizona State.....	14
2. Arizona.....	13
3. Oregon State.....	10

Catchers interference	
1. Oregon State.....	1
USC.....	1
Arizona.....	1

Pac-10 Baseball
Pac-10 Batting Leaders (as of Apr 03, 2006)
(All games)

Hitting minimums - 1 Games 75% of Games 1.0 AB/Game
Pitching minimums - 1 Games 1.0 IP/Game

Batting avg	Slugging pct	On base pct

1. Miller, Jay, WSU..... .430	1. Sogard, Eric, ASU..... .712	1. Prince, Jared, WSU..... .524
2. Prince, Jared, WSU..... .429	2. Gillespie, Cole, OSU..... .653	2. Matt Cusick, USC..... .510
3. Matt Cusick, USC..... .405	3. Craig, Allen, CAL..... .616	3. Fox, Willy, ASU..... .493
4. Craig, Allen, CAL..... .393	4. Stevens, Matt, WASH..... .606	4. Murphy, Jim, WSU..... .492
5. Hague, Matt, WASH..... .386	5. Lane, Matt, WASH..... .600	5. Miller, Jay, WSU..... .479
6. Sogard, Eric, ASU..... .384	6. Rindal, Curt, WASH..... .590	6. Gillespie, Cole, OSU..... .475
7. Daniel Peralas, USC..... .366	7. Canham, Mitch, OSU..... .588	7. Sogard, Eric, ASU..... .472
8. Barney, Darwin, OSU..... .360	8. Miller, Jay, WSU..... .586	8. Hague, Matt, WASH..... .460
9. Gillespie, Cole, OSU..... .358	9. Prince, Jared, WSU..... .582	9. Canham, Mitch, OSU..... .459
10. Cyle Hankerd, USC..... .357	10. Rowe, Bill, OSU..... .573	10. Rowe, Bill, OSU..... .454

Runs scored	Hits	Runs batted in

1. Matt Cusick, USC..... 37	1. Miller, Jay, WSU..... 55	1. Davis, Ike, ASU..... 42
2. Miller, Jay, WSU..... 34	2. Matt Cusick, USC..... 47	2. Cyle Hankerd, USC..... 33
3. Gillespie, Cole, OSU..... 33	3. Cyle Hankerd, USC..... 45	3. Lane, Matt, WASH..... 31
4. Fox, Willy, ASU..... 32	4. Davis, Ike, ASU..... 44	4. Prince, Jared, WSU..... 30
5. Sontag, Ryan, ASU..... 31	Hague, Matt, WASH..... 44	5. Chris Minaker, STAN..... 27
6. Gran, Paul, WSU..... 30	Craig, Allen, CAL..... 44	Stevens, Matt, WASH..... 27
Coulter, Travis, WSU..... 30	7. Curtis, Colin, ASU..... 43	7. Lucas Duda, USC..... 26
Curtis, Colin, ASU..... 30	8. Prince, Jared, WSU..... 42	Baron Frost, USC..... 26
Blake Sharpe, USC..... 30	9. Rindal, Curt, WASH..... 41	Miller, Jeff, WSU..... 26
10. Cyle Hankerd, USC..... 28	10. Barney, Darwin, OSU..... 40	10. 6 tied at..... 24

Doubles	Triples	Home runs

1. Miller, Jay, WSU..... 20	1. Fox, Willy, ASU..... 5	1. Stevens, Matt, WASH..... 10
2. Rowe, Bill, OSU..... 13	McFeely, Shea, OSU..... 5	Clem, Zach, WASH..... 10
Davis, Ike, ASU..... 13	3. Steele, T.J., ARIZ..... 4	3. Lane, Matt, WASH..... 7
4. Prince, Jared, WSU..... 12	Crawford, Brandon, UCLA.... 4	Boesch, Brennan, CAL..... 7
5. Curtis, Colin, ASU..... 11	Boyer, Brad, ARIZ..... 4	5. Rindal, Curt, WASH..... 6
Santschi, Scott, OSU..... 11	6. Donald, Jason, ARIZ..... 3	Gillespie, Cole, OSU..... 6
7. Smith, Sean, UCLA..... 10	Canham, Mitch, OSU..... 3	Errecart, Chris, CAL..... 6
Craig, Allen, CAL..... 10	Gran, Paul, WSU..... 3	8. 6 tied at..... 5
Gillespie, Cole, OSU..... 10	9. 9 tied at..... 2	
10. 3 tied at..... 9		

Total bases	Walks	Hit by pitch

1. Miller, Jay, WSU..... 75	1. Fox, Willy, ASU..... 25	1. Sedbrook, Colt, ARIZ..... 16
2. Davis, Ike, ASU..... 72	2. Matt Cusick, USC..... 19	2. Murphy, Jim, WSU..... 12
3. Cyle Hankerd, USC..... 70	3. Gillespie, Cole, OSU..... 18	3. Gran, Paul, WSU..... 10
4. Craig, Allen, CAL..... 69	Hague, Matt, WASH..... 18	4. Fox, Willy, ASU..... 9
Rindal, Curt, WASH..... 69	Curtis, Colin, ASU..... 18	5. Matt Cusick, USC..... 7
Lane, Matt, WASH..... 69	6. Prince, Jared, WSU..... 17	Cyle Hankerd, USC..... 7
7. Matt Cusick, USC..... 63	Baron Frost, USC..... 17	Persichina, Joe, ASU..... 7
Stevens, Matt, WASH..... 63	Clem, Zach, WASH..... 17	Thomas, Matt, WSU..... 7
Clem, Zach, WASH..... 63	9. 4 tied at..... 16	Glenn, Brad, ARIZ..... 7
10. Gillespie, Cole, OSU..... 62		Prince, Jared, WSU..... 7

Sac bunts	Sac flies	Stolen bases

1. Munster, Brett, CAL..... 10	1. Michael Taylor, STAN..... 5	1. Curtis, Colin, ASU..... 17
2. Jim Rapoport, STAN..... 9	Hague, Matt, WASH..... 5	2. Miller, Jay, WSU..... 12
Van Winden, Mike, CAL..... 9	3. Baron Frost, USC..... 4	Boyer, Brad, ARIZ..... 12
4. Coulter, Travis, WSU..... 8	Kunda, Chris, OSU..... 4	4. Miller, Jeff, WSU..... 11
Johnny Bowden, USC..... 8	Prince, Jared, WSU..... 4	Gran, Paul, WSU..... 11
Blake Sharpe, USC..... 8	Miller, Jeff, WSU..... 4	6. Barney, Darwin, OSU..... 8
7. Sedbrook, Colt, ARIZ..... 6	7. 6 tied at..... 3	Gillespie, Cole, OSU..... 8
8. 4 tied at..... 5		Fox, Willy, ASU..... 8
		9. Daniel Peralas, USC..... 7
		10. 4 tied at..... 6

Total plate appearances

1. Curtis, Colin, ASU.....	158
2. Blake Sharpe, USC.....	148
Matt Cusick, USC.....	148
4. Cyle Hankerd, USC.....	143
Miller, Jay, WSU.....	143
6. Davis, Ike, ASU.....	142
7. Hague, Matt, WASH.....	139
Fox, Willy, ASU.....	139
9. Clem, Zach, WASH.....	136
10. Miller, Jeff, WSU.....	135

At bats

1. Curtis, Colin, ASU.....	135
2. Miller, Jay, WSU.....	128
3. Davis, Ike, ASU.....	127
4. Cyle Hankerd, USC.....	126
5. Blake Sharpe, USC.....	122
6. Miller, Jeff, WSU.....	119
7. Jensen, Chris, UCLA.....	118
8. Rindal, Curt, WASH.....	117
9. Matt Cusick, USC.....	116
10.2 tied at.....	115

Steal attempts

1. Curtis, Colin, ASU.....	18
2. Boyer, Brad, ARIZ.....	16
3. Miller, Jay, WSU.....	14
Gran, Paul, WSU.....	14
5. Miller, Jeff, WSU.....	13
6. Fox, Willy, ASU.....	11
7. Gillespie, Cole, OSU.....	10
Prince, Jared, WSU.....	10
9. 4 tied at.....	9

Strikeouts

1. Stevens, Matt, WASH.....	45
2. Davis, Ike, ASU.....	36
3. Fox, Willy, ASU.....	31
4. Donald, Jason, ARIZ.....	26
Murphy, Jim, WSU.....	26
Gaston, Jon, ARIZ.....	26
7. Jensen, Chris, UCLA.....	25
8. Steele, T.J., ARIZ.....	24
9. Santschi, Scott, OSU.....	23
10.5 tied at.....	22

Caught stealing

1. Darin Vieira, USC.....	6
2. Rife, Jake, WASH.....	5
3. Crawford, Brandon, UCLA....	4
Sedbrook, Colt, ARIZ.....	4
Boyer, Brad, ARIZ.....	4
Prince, Jared, WSU.....	4
7. 7 tied at.....	3

Grounded into DP

1. Lucas Duda, USC.....	7
2. Wagner, Geoff, OSU.....	6
3. Donald, Jason, ARIZ.....	5
Murphy, Jim, WSU.....	5
Satin, Josh, CAL.....	5
6. Hague, Matt, WASH.....	4
Barney, Darwin, OSU.....	4
Sferra, J.J., ASU.....	4
Steele, T.J., ARIZ.....	4
Curtis, Jermaine, UCLA.....	4

Pac-10 Baseball
Pac-10 Pitching Leaders (as of Apr 03, 2006)
(All games)

Hitting minimums - 1 Games 75% of Games 1.0 AB/Game
Pitching minimums - 1 Games 1.0 IP/Game

Earned run avg

1. Melancon, Mark, ARIZ.....	1.46
2. Morrow, Brandon, CAL.....	1.74
3. Urlaub, Jeff, ASU.....	1.91
4. Lincecum, Tim, WASH.....	1.92
5. Nickerson, Jonah, OSU.....	2.36
6. Huff, Dave, UCLA.....	2.61
7. Daman Jr., Wayne, WSU.....	2.84
8. John Dunn, USC.....	2.91
9. Mills, Brad, ARIZ.....	2.93
10. Guilmet, Preston, ARIZ.....	3.09

Opposing bat avg

1. Lincecum, Tim, WASH.....	.156
2. Ison, Nick, WSU.....	.197
3. Morrow, Brandon, CAL.....	.198
4. Buck, Dallas, OSU.....	.203
5. Melancon, Mark, ARIZ.....	.207
6. Urlaub, Jeff, ASU.....	.215
7. Ambriz, Hector, UCLA.....	.234
8. Daman Jr., Wayne, WSU.....	.236
9. John Dunn, USC.....	.240
10. Ian Kennedy, USC.....	.246

Innings pitched

1. Huff, Dave, UCLA.....	62.0
2. Lincecum, Tim, WASH.....	61.0
3. Morrow, Brandon, CAL.....	57.0
4. Tommy Milone, USC.....	55.2
5. Ian Kennedy, USC.....	54.0
6. Ambriz, Hector, UCLA.....	52.2
7. Greg Reynolds, STAN.....	50.2
8. Brummett, Tyson, UCLA.....	49.0
9. Cheney, Tyler, WASH.....	48.1
10. Guilmet, Preston, ARIZ.....	46.2

Batters struck out

1. Lincecum, Tim, WASH.....	95
2. Morrow, Brandon, CAL.....	63
3. Ian Kennedy, USC.....	59
4. Huff, Dave, UCLA.....	57
5. Melancon, Mark, ARIZ.....	49
Mills, Brad, ARIZ.....	49
7. Guilmet, Preston, ARIZ.....	48
Daman Jr., Wayne, WSU.....	48
9. Ambriz, Hector, UCLA.....	47
10. Brummett, Tyson, UCLA.....	46

Batters SO out looking

1. Ian Kennedy, USC.....	23
2. Lincecum, Tim, WASH.....	20
3. Berger, Eric, ARIZ.....	17
4. Mills, Brad, ARIZ.....	16
5. Huff, Dave, UCLA.....	15
Guilmet, Preston, ARIZ.....	15
7. Melancon, Mark, ARIZ.....	14
8. 5 tied at.....	13

Wins

1. Buck, Dallas, OSU.....	6
Morrow, Brandon, CAL.....	6
Lincecum, Tim, WASH.....	6
4. Urlaub, Jeff, ASU.....	5
Tommy Milone, USC.....	5
Daman Jr., Wayne, WSU.....	5
7. 7 tied at.....	4

Saves

1. Cribby, Elliott, WASH.....	8
2. Jeremy Bleich, STAN.....	7
Gunderson, Kevin, OSU.....	7
4. Zinicola, Zechry, ASU.....	6
5. Melancon, Mark, ARIZ.....	4
6. Hagadone, Nick, WASH.....	3
Paul Koss, USC.....	3
Trafton, Alex, CAL.....	3
9. 7 tied at.....	2

Appearances

1. Martinez, Brady, ASU.....	20
John Dunn, USC.....	20
3. Bordes, Brett, ASU.....	17
4. David Parrow, USC.....	16
5. Shawn Olsen, USC.....	15
Hagadone, Nick, WASH.....	15
Paul Koss, USC.....	15
8. 4 tied at.....	14

Games started

1. Davis, Ike, ASU.....	10
2. Tommy Milone, USC.....	9
Lincecum, Tim, WASH.....	9
4. 14 tied at.....	8

Games finished

1. Gunderson, Kevin, OSU.....	13
Cribby, Elliott, WASH.....	13
3. Zinicola, Zechry, ASU.....	12
Melancon, Mark, ARIZ.....	12
5. Paul Koss, USC.....	11
6. Webb, Travis, WSU.....	10
7. Trafton, Alex, CAL.....	9
Oseguera, Paul, UCLA.....	9
Jeremy Bleich, STAN.....	9
10. John Dunn, USC.....	6

Games in relief

1. Martinez, Brady, ASU.....	20
2. John Dunn, USC.....	19
3. Bordes, Brett, ASU.....	17
4. David Parrow, USC.....	16
5. Paul Koss, USC.....	15
6. Cribby, Elliott, WASH.....	14
Mooney, Bryce, WASH.....	14
Trafton, Alex, CAL.....	14
9. 3 tied at.....	13

Sac bunts allowed

1. Ian Kennedy, USC.....	8
Greg Reynolds, STAN.....	8
3. Wagner, Mike, WSU.....	7
4. Huff, Dave, UCLA.....	6
Lincecum, Tim, WASH.....	6
Shawn Olsen, USC.....	6
7. 7 tied at.....	5

Sac flies allowed

1. Ryan Cook, USC.....	5
2. Matt Manship, STAN.....	4
Ross, Tyson, CAL.....	4
4. Lincecum, Tim, WASH.....	3
Nickerson, Jonah, OSU.....	3
Morrow, Brandon, CAL.....	3
Ambriz, Hector, UCLA.....	3
8. 16 tied at.....	2

Losses

1. Brummett, Tyson, UCLA.....	4
Berger, Eric, ARIZ.....	4
Wagner, Mike, WSU.....	4
Ian Kennedy, USC.....	4
Guilmet, Preston, ARIZ.....	4
Ambriz, Hector, UCLA.....	4
7. 8 tied at.....	3

Runners picked off

1. Ryan Cook, USC.....	3
Ambriz, Hector, UCLA.....	3
3. Canham, Mitch, OSU.....	2
Bussiere, Garrett, CAL.....	2
Daman Jr., Wayne, WSU.....	2
Huff, Dave, UCLA.....	2
7. 12 tied at.....	1

Wild pitches

1. Guilmet, Preston, ARIZ.....	11
2. Ambriz, Hector, UCLA.....	10
3. Lincecum, Tim, WASH.....	6
4. Melancon, Mark, ARIZ.....	5
Arreola, Daryl, ASU.....	5
Mills, Brad, ARIZ.....	5
Ross, Tyson, CAL.....	5
Martinez, Brady, ASU.....	5
Berger, Eric, ARIZ.....	5
10.5 tied at.....	4

Balks

1. Brummett, Tyson, UCLA.....	5
2. Stutes, Mike, OSU.....	4
David Stringer, STAN.....	4
4. Martinez, Brady, ASU.....	3
Arreola, Daryl, ASU.....	3
Ambriz, Hector, UCLA.....	3
Davis, Ike, ASU.....	3
8. 7 tied at.....	2

Hit batters

1. Morrow, Brandon, CAL.....	7
Greg Reynolds, STAN.....	7
Ryan Cook, USC.....	7
4. Stutes, Mike, OSU.....	6
Mills, Brad, ARIZ.....	6
Maxwell, Anton, OSU.....	6
Schroeder, Brian, UCLA.....	6
Kasser, Matt, WASH.....	6
9. 7 tied at.....	5

Intentional BB allowed

1. Nolan Gallagher, STAN.....	3
Ian Kennedy, USC.....	3
Tommy Milone, USC.....	3
4. John Dunn, USC.....	2
Ryan Cook, USC.....	2
Sean Ratliff, STAN.....	2
7. 24 tied at.....	1

Hits allowed

1. Urlaub, Jeff, ASU.....	26
2. Ison, Nick, WSU.....	28
Melancon, Mark, ARIZ.....	28
4. David Stringer, STAN.....	29
John Dunn, USC.....	29
6. Hagadone, Nick, WASH.....	30
7. Stutes, Mike, OSU.....	31
8. Lincecum, Tim, WASH.....	32
Buck, Dallas, OSU.....	32
10. Ross, Tyson, CAL.....	37

Runs allowed

1. Urlaub, Jeff, ASU.....	8
2. Melancon, Mark, ARIZ.....	10
3. David Stringer, STAN.....	12
John Dunn, USC.....	12
5. Morrow, Brandon, CAL.....	14
6. Daman Jr., Wayne, WSU.....	16
Ison, Nick, WSU.....	16
Nickerson, Jonah, OSU.....	16
9. Mills, Brad, ARIZ.....	18
10. Buck, Dallas, OSU.....	19

Earned runs allowed

1. Melancon, Mark, ARIZ.....	6
2. Urlaub, Jeff, ASU.....	7
3. Morrow, Brandon, CAL.....	11
John Dunn, USC.....	11
David Stringer, STAN.....	11
6. Nickerson, Jonah, OSU.....	12
7. Stutes, Mike, OSU.....	13
Lincecum, Tim, WASH.....	13
9. Daman Jr., Wayne, WSU.....	14
10. Mills, Brad, ARIZ.....	15

Walks allowed

1. David Stringer, STAN.....	4
2. Urlaub, Jeff, ASU.....	5
3. Tommy Milone, USC.....	8
4. Cooper, Michael, CAL.....	9
Matt Manship, STAN.....	9
Ison, Nick, WSU.....	9
7. Wagner, Mike, WSU.....	10
Guilmet, Preston, ARIZ.....	10
9. Nickerson, Jonah, OSU.....	12
Hagadone, Nick, WASH.....	12

Doubles allowed

1. Melancon, Mark, ARIZ.....	0
2. Cooper, Michael, CAL.....	2
3. Hagadone, Nick, WASH.....	5
Stutes, Mike, OSU.....	5
Shawn Olsen, USC.....	5
Ison, Nick, WSU.....	5
Urlaub, Jeff, ASU.....	5
Ross, Tyson, CAL.....	5
Brummett, Tyson, UCLA.....	5
Cheney, Tyler, WASH.....	5

Triples allowed

1. Ambriz, Hector, UCLA.....	0
Morrow, Brandon, CAL.....	0
Ryan Cook, USC.....	0
Wagner, Mike, WSU.....	0
Matt Manship, STAN.....	0
Huff, Dave, UCLA.....	0
Daman Jr., Wayne, WSU.....	0
Cooper, Michael, CAL.....	0
Lincecum, Tim, WASH.....	0
Buck, Dallas, OSU.....	0

Home runs allowed

1. David Stringer, STAN.....	0
Wagner, Mike, WSU.....	0
Nickerson, Jonah, OSU.....	0
Melancon, Mark, ARIZ.....	0
Urlaub, Jeff, ASU.....	0
John Dunn, USC.....	0
7. Ryan Cook, USC.....	1
Mills, Brad, ARIZ.....	1
Matt Manship, STAN.....	1
Berger, Eric, ARIZ.....	1

Pac-10 Baseball

Pac-10 Fielding Leaders (as of Apr 03, 2006)
(All games)

Hitting minimums - 1 Games 75% of Games
Pitching minimums - 1 Games 1.0 IP/Game

Fielding pct

1. Van Winden, Mike, CAL.....	1.000
Babineau, Ryan, UCLA.....	1.000
Jason Castro, STAN.....	1.000
Jim Rapoport, STAN.....	1.000
Prince, Jared, WSU.....	1.000
Curtis, Colin, ASU.....	1.000
Sferra, J.J., ASU.....	1.000
Santschi, Scott, OSU.....	1.000
Gillespie, Cole, OSU.....	1.000
Baron Frost, USC.....	1.000

Chances

1. Rindal, Curt, WASH.....	280
2. Murphy, Jim, WSU.....	275
3. Schmidt, Konrad, ARIZ.....	266
4. Van Winden, Mike, CAL.....	242
5. Lucas Duda, USC.....	239
6. Rowe, Bill, OSU.....	232
7. Babineau, Ryan, UCLA.....	231
8. Paramore, Preston, ASU.....	230
9. Fox, Willy, ASU.....	213
10. Lane, Matt, WASH.....	204

Putouts

1. Murphy, Jim, WSU.....	252
2. Rindal, Curt, WASH.....	248
3. Schmidt, Konrad, ARIZ.....	228
4. Van Winden, Mike, CAL.....	222
5. Rowe, Bill, OSU.....	215
6. Lucas Duda, USC.....	214
7. Paramore, Preston, ASU.....	207
8. Babineau, Ryan, UCLA.....	204
9. Fox, Willy, ASU.....	189
10. Lane, Matt, WASH.....	184

Assists

1. Barney, Darwin, OSU.....	84
Chris Minaker, STAN.....	84
3. Blake Sharpe, USC.....	81
4. Craig, Allen, CAL.....	80
5. Crawford, Brandon, UCLA.....	69
McFeeley, Shea, OSU.....	69
Hector Estrella, USC.....	69
8. Boyer, Brad, ARIZ.....	66
Boyer, Bradley, WASH.....	66
10. Donald, Jason, ARIZ.....	65

Fielding double plays

1. Rindal, Curt, WASH.....	28
2. Craig, Allen, CAL.....	25
Van Winden, Mike, CAL.....	25
4. Murphy, Jim, WSU.....	24
5. Fox, Willy, ASU.....	22
6. Persichina, Joe, ASU.....	20
7. Lucas Duda, USC.....	18
Stewart, Tim, UCLA.....	18
9. Crawford, Brandon, UCLA.....	17
10.3 tied at.....	16

Passed balls

1. Schmidt, Konrad, ARIZ.....	10
2. Paramore, Preston, ASU.....	8
3. Canham, Mitch, OSU.....	6
4. Bussiere, Garrett, CAL.....	5
Lane, Matt, WASH.....	5
6. John Hester, STAN.....	4
Johnny Bowden, USC.....	4
Stockfisch, Austin, ASU.....	4
9. 4 tied at.....	3

Pac-10 Baseball
Pac-10 Conference statistics (as of Apr 03, 2006)
(Pac-10 games only Sorted by Batting avg)

Team	AVG	G	AB	R	H	2B	3B	HR	RBI	TB	SLG%	BB	HBP	SO	GDP	OB%	SF	SH	SB-ATT	PO	A	E	FLD%
Washington State....	.323	6	201	28	65	9	0	1	23	77	.383	21	3	34	5	.392	2	14	7-13	159	71	4	.983
Arizona State.....	.308	3	104	11	32	7	0	1	11	42	.404	9	1	22	2	.365	1	3	2-5	78	40	3	.975
USC.....	.277	6	202	32	56	9	3	3	32	80	.396	24	6	26	3	.368	2	8	5-11	168	55	4	.982
Stanford.....	.261	6	199	23	52	9	0	2	22	67	.337	24	4	34	9	.351	1	7	3-5	171	70	7	.972
Washington.....	.250	6	200	20	50	5	0	6	19	73	.365	17	6	49	8	.326	1	1	3-5	162	66	7	.970
California.....	.246	6	207	20	51	10	1	5	19	78	.377	19	6	49	4	.326	1	7	5-7	174	73	6	.976
Arizona.....	.239	3	109	11	26	2	0	1	10	31	.284	13	4	27	1	.339	1	7	0-1	87	35	2	.984
Oregon State.....	.235	3	102	8	24	2	1	2	7	34	.333	14	3	18	1	.345	0	3	0-1	75	41	5	.959
UCLA.....	.176	3	102	4	18	2	0	1	3	23	.225	4	1	30	1	.213	1	1	1-1	81	30	2	.982

(Pac-10 games only Sorted by Earned run avg)

Team	ERA	W-L	G	CG	SHO/CBO	SV	IP	H	R	ER	BB	SO	2B	3B	HR	AB	B/Avg	WP	HBP	BK	SFA	SHA
Arizona.....	1.55	1-2	3	0	0/0	1	29.0	29	9	5	11	32	6	0	3	115	.252	2	2	0	0	1
Washington.....	1.67	3-3	6	1	2/1	0	54.0	40	15	10	12	46	6	1	3	193	.207	2	5	0	2	7
California.....	2.64	4-2	6	0	0/0	2	58.0	49	20	17	22	52	4	0	4	206	.238	4	9	0	2	7
Arizona State.....	2.77	2-1	3	0	0/0	1	26.0	24	10	8	8	19	5	0	0	94	.255	2	3	0	0	5
USC.....	2.89	4-2	6	0	0/0	1	56.0	55	20	18	23	38	8	1	4	211	.261	2	6	1	0	6
UCLA.....	3.00	1-2	3	0	0/0	0	27.0	27	11	9	8	24	3	0	3	103	.262	6	1	0	0	1
Washington State....	3.74	3-3	6	0	0/0	3	53.0	52	22	22	24	36	10	0	1	194	.268	4	2	0	2	7
Oregon State.....	3.96	1-2	3	0	0/0	1	25.0	26	16	11	11	10	3	1	2	91	.286	0	4	3	0	3
Stanford.....	4.42	2-4	6	0	0/0	2	57.0	70	34	28	26	31	10	2	2	219	.320	6	2	2	3	14

(Pac-10 games only Sorted by Fielding pct)

Team	C	PO	A	E	FLD%	DPs	SBA	CSB	SBA%	PB	CI
Arizona.....	124	87	35	2	.984	2	2	1	.667	0	0
Washington State....	234	159	71	4	.983	8	5	4	.556	1	0
USC.....	227	168	55	4	.982	6	0	2	.000	1	0
UCLA.....	113	81	30	2	.982	3	1	1	.500	0	0
California.....	253	174	73	6	.976	7	3	2	.600	2	0
Arizona State.....	121	78	40	3	.975	2	3	3	.500	0	0
Stanford.....	248	171	70	7	.972	7	6	3	.667	1	0
Washington.....	235	162	66	7	.970	3	4	1	.800	1	0
Oregon State.....	121	75	41	5	.959	3	2	6	.250	0	0

Pac-10 Baseball
Pac-10 Batting Leaders (as of Apr 03, 2006)
(Pac-10 games only)

Hitting minimums - 1 Games 75% of Games 1.0 AB/Game
Pitching minimums - 1 Games 1.0 IP/Game

Batting avg		Slugging pct		On base pct
-----		-----		-----
1. Washington State.... .323		1. Arizona State..... .404		1. Washington State.... .392
2. Arizona State..... .308		2. USC..... .396		2. USC..... .368
3. USC..... .277		3. Washington State.... .383		3. Arizona State..... .365
4. Stanford..... .261		4. California..... .377		4. Stanford..... .351
5. Washington..... .250		5. Washington..... .365		5. Oregon State..... .345
6. California..... .246		6. Stanford..... .337		6. Arizona..... .339
7. Arizona..... .239		7. Oregon State..... .333		7. California..... .326
8. Oregon State..... .235		8. Arizona..... .284		8. Washington..... .326
9. UCLA..... .176		9. UCLA..... .225		9. UCLA..... .213
Runs scored		Hits		Runs batted in
-----		-----		-----
1. USC..... 32		1. Washington State.... 65		1. USC..... 32
2. Washington State.... 28		2. USC..... 56		2. Washington State.... 23
3. Stanford..... 23		3. Stanford..... 52		3. Stanford..... 22
4. California..... 20		4. California..... 51		4. California..... 19
Washington..... 20		5. Washington..... 50		Washington..... 19
6. Arizona..... 11		6. Arizona State..... 32		6. Arizona State..... 11
Arizona State..... 11		7. Arizona..... 26		7. Arizona..... 10
8. Oregon State..... 8		8. Oregon State..... 24		8. Oregon State..... 7
9. UCLA..... 4		9. UCLA..... 18		9. UCLA..... 3
Doubles		Triples		Home runs
-----		-----		-----
1. California..... 10		1. USC..... 3		1. Washington..... 6
2. Washington State.... 9		2. California..... 1		2. California..... 5
Stanford..... 9		Oregon State..... 1		3. USC..... 3
USC..... 9				4. Oregon State..... 2
5. Arizona State..... 7				Stanford..... 2
6. Washington..... 5				6. Arizona State..... 1
7. Oregon State..... 2				Washington State.... 1
Arizona..... 2				UCLA..... 1
UCLA..... 2				Arizona..... 1
Total bases		Total plate appearances		At bats
-----		-----		-----
1. USC..... 80		1. USC..... 242		1. California..... 207
2. California..... 78		2. Washington State.... 241		2. USC..... 202
3. Washington State.... 77		3. California..... 240		3. Washington State.... 201
4. Washington..... 73		4. Stanford..... 235		4. Washington..... 200
5. Stanford..... 67		5. Washington..... 225		5. Stanford..... 199
6. Arizona State..... 42		6. Arizona..... 134		6. Arizona..... 109
7. Oregon State..... 34		7. Oregon State..... 122		7. Arizona State..... 104
8. Arizona..... 31		8. Arizona State..... 118		8. UCLA..... 102
9. UCLA..... 23		9. UCLA..... 109		Oregon State..... 102
Walks		Hit by pitch		Strikeouts
-----		-----		-----
1. USC..... 24		1. USC..... 6		1. Washington..... 49
Stanford..... 24		Washington..... 6		California..... 49
3. Washington State.... 21		California..... 6		3. Washington State.... 34
4. California..... 19		4. Arizona..... 4		Stanford..... 34
5. Washington..... 17		Stanford..... 4		5. UCLA..... 30
6. Oregon State..... 14		6. Oregon State..... 3		6. Arizona..... 27
7. Arizona..... 13		Washington State.... 3		7. USC..... 26
8. Arizona State..... 9		8. Arizona State..... 1		8. Arizona State..... 22
9. UCLA..... 4		UCLA..... 1		9. Oregon State..... 18

Sac bunts

1. Washington State....	14
2. USC.....	8
3. Arizona.....	7
Stanford.....	7
California.....	7
6. Oregon State.....	3
Arizona State.....	3
8. UCLA.....	1
Washington.....	1

Sac flies

1. USC.....	2
Washington State....	2
3. Stanford.....	1
Washington.....	1
Arizona State.....	1
UCLA.....	1
Arizona.....	1
California.....	1

Stolen bases

1. Washington State....	7
2. California.....	5
USC.....	5
4. Washington.....	3
Stanford.....	3
6. Arizona State.....	2
7. UCLA.....	1

Caught stealing

1. Washington State....	6
USC.....	6
3. Arizona State.....	3
4. Washington.....	2
California.....	2
Stanford.....	2
7. Arizona.....	1
Oregon State.....	1

Steal attempts

1. Washington State....	13
2. USC.....	11
3. California.....	7
4. Arizona State.....	5
Stanford.....	5
Washington.....	5
7. UCLA.....	1
Oregon State.....	1
Arizona.....	1

Grounded into DP

1. Stanford.....	9
2. Washington.....	8
3. Washington State....	5
4. California.....	4
5. USC.....	3
6. Arizona State.....	2
7. Arizona.....	1
Oregon State.....	1
UCLA.....	1

Pac-10 Baseball
Pac-10 Pitching Leaders (as of Apr 03, 2006)
(Pac-10 games only)

Hitting minimums - 1 Games 75% of Games 1.0 AB/Game
Pitching minimums - 1 Games 1.0 IP/Game

Earned run avg	Opposing bat avg	Innings pitched
-----	-----	-----
1. Arizona..... 1.55	1. Washington..... .207	1. California..... 58.0
2. Washington..... 1.67	2. California..... .238	2. Stanford..... 57.0
3. California..... 2.64	3. Arizona..... .252	3. USC..... 56.0
4. Arizona State..... 2.77	4. Arizona State..... .255	4. Washington..... 54.0
5. USC..... 2.89	5. USC..... .261	5. Washington State... 53.0
6. UCLA..... 3.00	6. UCLA..... .262	6. Arizona..... 29.0
7. Washington State... 3.74	7. Washington State... .268	7. UCLA..... 27.0
8. Oregon State..... 3.96	8. Oregon State..... .286	8. Arizona State..... 26.0
9. Stanford..... 4.42	9. Stanford..... .320	9. Oregon State..... 25.0
Batters struck out	Batters SO out looking	Wins
-----	-----	-----
1. California..... 52	1. USC..... 19	1. California..... 4
2. Washington..... 46	2. Stanford..... 15	USC..... 4
3. USC..... 38	3. Washington..... 13	3. Washington State... 3
4. Washington State... 36	Washington State... 13	Washington..... 3
5. Arizona..... 32	5. Arizona..... 12	5. Arizona State..... 2
6. Stanford..... 31	California..... 12	Stanford..... 2
7. UCLA..... 24	7. UCLA..... 7	7. Oregon State..... 1
8. Arizona State..... 19	8. Arizona State..... 4	UCLA..... 1
9. Oregon State..... 10	9. Oregon State..... 3	Arizona..... 1
Losses	Saves	Runners picked off
-----	-----	-----
1. Stanford..... 4	1. Washington State... 3	1. Washington State... 1
2. Washington State... 3	2. California..... 2	USC..... 1
Washington..... 3	Stanford..... 2	
4. Oregon State..... 2	4. USC..... 1	
UCLA..... 2	Arizona..... 1	
Arizona..... 2	Oregon State..... 1	
USC..... 2	Arizona State..... 1	
California..... 2		
9. Arizona State..... 1		
Sac bunts allowed	Sac flies allowed	Hits allowed
-----	-----	-----
1. Stanford..... 14	1. Stanford..... 3	1. Arizona State..... 24
2. Washington State... 7	2. Washington..... 2	2. Oregon State..... 26
California..... 7	Washington State... 2	3. UCLA..... 27
Washington..... 7	California..... 2	4. Arizona..... 29
5. USC..... 6		5. Washington..... 40
6. Arizona State..... 5		6. California..... 49
7. Oregon State..... 3		7. Washington State... 52
8. UCLA..... 1		8. USC..... 55
Arizona..... 1		9. Stanford..... 70
Runs allowed	Earned runs allowed	Walks allowed
-----	-----	-----
1. Arizona..... 9	1. Arizona..... 5	1. Arizona State..... 8
2. Arizona State..... 10	2. Arizona State..... 8	UCLA..... 8
3. UCLA..... 11	3. UCLA..... 9	3. Oregon State..... 11
4. Washington..... 15	4. Washington..... 10	Arizona..... 11
5. Oregon State..... 16	5. Oregon State..... 11	5. Washington..... 12
6. USC..... 20	6. California..... 17	6. California..... 22
California..... 20	7. USC..... 18	7. USC..... 23
8. Washington State... 22	8. Washington State... 22	8. Washington State... 24
9. Stanford..... 34	9. Stanford..... 28	9. Stanford..... 26

Doubles allowed	
1. UCLA.....	3
Oregon State.....	3
3. California.....	4
4. Arizona State.....	5
5. Arizona.....	6
Washington.....	6
7. USC.....	8
8. Washington State....	10
Stanford.....	10

Triples allowed	
1. UCLA.....	0
Washington State....	0
California.....	0
Arizona State.....	0
Arizona.....	0
6. Washington.....	1
USC.....	1
Oregon State.....	1
9. Stanford.....	2

Home runs allowed	
1. Arizona State.....	0
2. Washington State....	1
3. Stanford.....	2
Oregon State.....	2
5. Washington.....	3
Arizona.....	3
UCLA.....	3
8. USC.....	4
California.....	4

Wild pitches	
1. UCLA.....	6
Stanford.....	6
3. California.....	4
Washington State....	4
5. USC.....	2
Arizona.....	2
Washington.....	2
Arizona State.....	2

Balks	
1. Oregon State.....	3
2. Stanford.....	2
3. USC.....	1

Hit batters	
1. California.....	9
2. USC.....	6
3. Washington.....	5
4. Oregon State.....	4
5. Arizona State.....	3
6. Arizona.....	2
Stanford.....	2
Washington State....	2
9. UCLA.....	1

Intentional BB allowed	
1. Stanford.....	6
2. USC.....	4
3. Washington State....	3

Pac-10 Baseball
Pac-10 Fielding Leaders (as of Apr 03, 2006)
(Pac-10 games only)

Hitting minimums - 1 Games 75% of Games
Pitching minimums - 1 Games 1.0 IP/Game

Fielding pct	
1. Arizona.....	.984
2. Washington State....	.983
3. USC.....	.982
4. UCLA.....	.982
5. California.....	.976
6. Arizona State.....	.975
7. Stanford.....	.972
8. Washington.....	.970
9. Oregon State.....	.959

Chances	
1. California.....	253
2. Stanford.....	248
3. Washington.....	235
4. Washington State....	234
5. USC.....	227
6. Arizona.....	124
7. Oregon State.....	121
Arizona State.....	121
9. UCLA.....	113

Putouts	
1. California.....	174
2. Stanford.....	171
3. USC.....	168
4. Washington.....	162
5. Washington State....	159
6. Arizona.....	87
7. UCLA.....	81
8. Arizona State.....	78
9. Oregon State.....	75

Assists	
1. California.....	73
2. Washington State....	71
3. Stanford.....	70
4. Washington.....	66
5. USC.....	55
6. Oregon State.....	41
7. Arizona State.....	40
8. Arizona.....	35
9. UCLA.....	30

Errors	
1. Washington.....	7
Stanford.....	7
3. California.....	6
4. Oregon State.....	5
5. Washington State....	4
USC.....	4
7. Arizona State.....	3
8. Arizona.....	2
UCLA.....	2

Fielding double plays	
1. Washington State....	8
2. Stanford.....	7
California.....	7
4. USC.....	6
5. UCLA.....	3
Oregon State.....	3
Washington.....	3
8. Arizona.....	2
Arizona State.....	2

Stolen bases against	
1. Stanford.....	6
2. Washington State....	5
3. Washington.....	4
4. California.....	3
Arizona State.....	3
6. Oregon State.....	2
Arizona.....	2
8. UCLA.....	1

Caught stealing by	
1. Oregon State.....	6
2. Washington State....	4
3. Arizona State.....	3
Stanford.....	3
5. California.....	2
USC.....	2
7. UCLA.....	1
Washington.....	1
Arizona.....	1

Steal attempts against	
1. Washington State....	9
Stanford.....	9
3. Oregon State.....	8
4. Arizona State.....	6
5. Washington.....	5
California.....	5
7. Arizona.....	3
8. UCLA.....	2
USC.....	2

Passed balls	
1. California.....	2
2. Washington.....	1
USC.....	1

Catchers interference	
-----------------------	--

Pac-10 Baseball
Pac-10 Batting Leaders (as of Apr 03, 2006)
(Pac-10 games only)

Hitting minimums - 1 Games 75% of Games 1.0 AB/Game
Pitching minimums - 1 Games 1.0 IP/Game

Batting avg	Slugging pct	On base pct
-----	-----	-----
1. Romine, Andrew, ASU..... .571	1. Canham, Mitch, OSU..... 1.125	1. Wallace, Brett, ASU..... .667
Lissman, Mike, OSU..... .571	2. Rindal, Curt, WASH..... .720	2. Murphy, Jim, WSU..... .577
Wallace, Brett, ASU..... .571	3. Wallace, Brett, ASU..... .714	3. Matt Cusick, USC..... .571
4. Barney, Darwin, OSU..... .462	Romine, Andrew, ASU..... .714	Lissman, Mike, OSU..... .571
5. Miller, Jay, WSU..... .458	5. Matt Cusick, USC..... .700	Romine, Andrew, ASU..... .571
6. Randy Molina, STAN..... .450	6. Gaston, Jon, ARIZ..... .636	6. Randy Molina, STAN..... .560
7. Reynolds, Simi, WSU..... .444	7. Santschi, Scott, OSU..... .625	7. Prince, Jared, WSU..... .519
8. Rindal, Curt, WASH..... .440	8. Sogard, Eric, ASU..... .600	8. Barney, Darwin, OSU..... .500
9. Krauser, Ryan, WSU..... .421	9. Paramore, Preston, ASU..... .583	Gaston, Jon, ARIZ..... .500
Murphy, Jim, WSU..... .421	10. Clem, Zach, WASH..... .571	Canham, Mitch, OSU..... .500

Runs scored	Hits	Runs batted in
-----	-----	-----
1. Gran, Paul, WSU..... 7	1. Rindal, Curt, WASH..... 11	1. Chris Lewis, STAN..... 6
2. Matt Cusick, USC..... 6	Miller, Jay, WSU..... 11	2. Boesch, Brennan, CAL..... 5
3. Coulter, Travis, WSU..... 5	3. Craig, Allen, CAL..... 10	Hector Estrella, USC..... 5
Rindal, Curt, WASH..... 5	Gran, Paul, WSU..... 10	Clem, Zach, WASH..... 5
Baron Frost, USC..... 5	5. Randy Molina, STAN..... 9	Chris Minaker, STAN..... 5
6. 8 tied at..... 4	6. 6 tied at..... 8	6. 10 tied at..... 4

Doubles	Triples	Home runs
-----	-----	-----
1. Hector Estrella, USC..... 3	1. Matt Cusick, USC..... 1	1. Boesch, Brennan, CAL..... 2
Michael Taylor, STAN..... 3	Santschi, Scott, OSU..... 1	Clem, Zach, WASH..... 2
Gran, Paul, WSU..... 3	Lucas Duda, USC..... 1	Rindal, Curt, WASH..... 2
4. Van Winden, Mike, CAL..... 2	Johnny Bowden, USC..... 1	Canham, Mitch, OSU..... 2
Paramore, Preston, ASU..... 2	Van Winden, Mike, CAL..... 1	5. 14 tied at..... 1
Lucas Duda, USC..... 2		
Miller, Jay, WSU..... 2		
Sogard, Eric, ASU..... 2		
John Hester, STAN..... 2		
Errecart, Chris, CAL..... 2		

Total bases	Walks	Hit by pitch
-----	-----	-----
1. Rindal, Curt, WASH..... 18	1. Prince, Jared, WSU..... 6	1. Matt Cusick, USC..... 2
2. Craig, Allen, CAL..... 14	Matt Cusick, USC..... 6	Cox, Danny, WASH..... 2
Matt Cusick, USC..... 14	Murphy, Jim, WSU..... 6	Cyle Hankerd, USC..... 2
4. Gran, Paul, WSU..... 13	4. Satin, Josh, CAL..... 5	Glenn, Brad, ARIZ..... 2
Miller, Jay, WSU..... 13	John Hester, STAN..... 5	5. 26 tied at..... 1
Boesch, Brennan, CAL..... 13	Gillespie, Cole, OSU..... 5	
7. Clem, Zach, WASH..... 12	Darin Vieira, USC..... 5	
8. Van Winden, Mike, CAL..... 11	8. 4 tied at..... 4	
9. 7 tied at..... 10		

Sac bunts	Sac flies	Stolen bases
-----	-----	-----
1. Coulter, Travis, WSU..... 4	1. Conley, Kyle, WASH..... 1	1. Gran, Paul, WSU..... 3
2. Jim Rapoport, STAN..... 3	Roenicke, Josh, UCLA..... 1	2. Hector Estrella, USC..... 2
Miller, Jay, WSU..... 3	Cyle Hankerd, USC..... 1	Cox, Danny, WASH..... 2
Munster, Brett, CAL..... 3	Sedbrook, Colt, ARIZ..... 1	Daniel Perales, USC..... 2
Jason Castro, STAN..... 3	Van Winden, Mike, CAL..... 1	5. 17 tied at..... 1
6. Decater, Derek, ARIZ..... 2	Chris Lewis, STAN..... 1	
Rhinehart, Bill, ARIZ..... 2	Retherford, CJ, ASU..... 1	
Krauser, Ryan, WSU..... 2	Gran, Paul, WSU..... 1	
Gilbert, Mike, WSU..... 2	Miller, Jeff, WSU..... 1	
Johnny Bowden, USC..... 2	Darin Vieira, USC..... 1	

Total plate appearances

1. Gran, Paul, WSU.....	30
2. Matt Cusick, USC.....	29
Van Winden, Mike, CAL.....	29
4. 8 tied at.....	28

At bats

1. Craig, Allen, CAL.....	26
2. Van Winden, Mike, CAL.....	25
Blake Sharpe, USC.....	25
Daniel Peralas, USC.....	25
Gran, Paul, WSU.....	25
Boesch, Brennan, CAL.....	25
Rindal, Curt, WASH.....	25
Cyle Hankerd, USC.....	25
Michael Taylor, STAN.....	25
10.4 tied at.....	24

Steal attempts

1. Gran, Paul, WSU.....	4
2. Daniel Peralas, USC.....	3
Miller, Jeff, WSU.....	3
4. 8 tied at.....	2

Strikeouts

1. Stevens, Matt, WASH.....	9
Conley, Kyle, WASH.....	9
3. Van Winden, Mike, CAL.....	7
Baron Frost, USC.....	7
Donald, Jason, ARIZ.....	7
6. 7 tied at.....	6

Caught stealing

1. Miller, Jeff, WSU.....	2
Rife, Jake, WASH.....	2
3. 19 tied at.....	1

Grounded into DP

1. Hague, Matt, WASH.....	3
2. Chris Lewis, STAN.....	2
Randy Molina, STAN.....	2
4. 27 tied at.....	1

Pac-10 Baseball
Pac-10 Pitching Leaders (as of Apr 03, 2006)
(Pac-10 games only)

Hitting minimums - 1 Games 75% of Games 1.0 AB/Game
Pitching minimums - 1 Games 1.0 IP/Game

Earned run avg

1. Lincecum, Tim, WASH.....	0.00
Guilmet, Preston, ARIZ.....	0.00
Mooney, Bryce, WASH.....	0.00
Mills, Brad, ARIZ.....	0.00
Martinez, Brady, ASU.....	0.00
Oseguera, Paul, UCLA.....	0.00
Melancon, Mark, ARIZ.....	0.00
Zinicola, Zechry, ASU.....	0.00
Baugh, Matt, ARIZ.....	0.00
10.Huff, Dave, UCLA.....	1.00

Opposing bat avg

1. Mooney, Bryce, WASH.....	.053
2. Martinez, Brady, ASU.....	.067
3. Lincecum, Tim, WASH.....	.123
4. Zinicola, Zechry, ASU.....	.125
5. Oseguera, Paul, UCLA.....	.133
6. Bennigson, Craig, CAL.....	.136
7. Prince, Jared, WSU.....	.174
8. Mills, Brad, ARIZ.....	.182
9. John Dunn, USC.....	.192
10.Ross, Tyson, CAL.....	.196

Innings pitched

1. Lincecum, Tim, WASH.....	18.0
2. Cheney, Tyler, WASH.....	15.1
3. Morrow, Brandon, CAL.....	15.0
4. Ross, Tyson, CAL.....	14.1
5. Ryan Cook, USC.....	13.1
6. Wagner, Mike, WSU.....	13.0
Greg Reynolds, STAN.....	13.0
8. Tommy Milone, USC.....	12.1
Ian Kennedy, USC.....	12.1
Matt Manship, STAN.....	12.1

Batters struck out

1. Lincecum, Tim, WASH.....	26
2. Morrow, Brandon, CAL.....	17
3. Ross, Tyson, CAL.....	11
Ian Kennedy, USC.....	11
5. Tommy Milone, USC.....	9
Ambriz, Hector, UCLA.....	9
Nolan Gallagher, STAN.....	9
Daman Jr., Wayne, WSU.....	9
9. Coulon, David, ARIZ.....	8
Ryan Cook, USC.....	8

Batters SO out looking

1. Ian Kennedy, USC.....	7
Lincecum, Tim, WASH.....	7
3. Ryan Cook, USC.....	5
Coulon, David, ARIZ.....	5
5. David Stringer, STAN.....	4
Tommy Milone, USC.....	4
Nolan Gallagher, STAN.....	4
Matt Manship, STAN.....	4
9. 5 tied at.....	3

Wins

1. John Dunn, USC.....	2
Morrow, Brandon, CAL.....	2
Lincecum, Tim, WASH.....	2
Ryan Cook, USC.....	2
5. 13 tied at.....	1

Saves

1. Burchett, Jeremy, CAL.....	2
Jeremy Bleich, STAN.....	2
3. Paul Koss, USC.....	1
Webb, Travis, WSU.....	1
Zinicola, Zechry, ASU.....	1
Melancon, Mark, ARIZ.....	1
Gunderson, Kevin, OSU.....	1
Cebula, Nick, WSU.....	1
Kost, Steve, WSU.....	1

Appearances

1. David Parrow, USC.....	5
2. Kost, Steve, WSU.....	4
Cebula, Nick, WSU.....	4
John Dunn, USC.....	4
5. Erik Davis, STAN.....	3
Petrini, Chris, CAL.....	3
Bennigson, Craig, CAL.....	3
Paul Koss, USC.....	3
Lincecum, Tim, WASH.....	3
Burchett, Jeremy, CAL.....	3

Games started

1. 14 tied at.....	2
--------------------	---

Games finished

1. Oseguera, Paul, UCLA.....	2
Jeremy Bleich, STAN.....	2
Webb, Travis, WSU.....	2
Cribby, Elliott, WASH.....	2
Melancon, Mark, ARIZ.....	2
Mooney, Bryce, WASH.....	2
Gunderson, Kevin, OSU.....	2
Burchett, Jeremy, CAL.....	2
9. 25 tied at.....	1

Games in relief

1. David Parrow, USC.....	5
2. Cebula, Nick, WSU.....	4
John Dunn, USC.....	4
Kost, Steve, WSU.....	4
5. Burchett, Jeremy, CAL.....	3
Paul Koss, USC.....	3
Bennigson, Craig, CAL.....	3
Petrini, Chris, CAL.....	3
Erik Davis, STAN.....	3
10.20 tied at.....	2

Sac bunts allowed

1. Greg Reynolds, STAN.....	3
Matt Manship, STAN.....	3
Sean Ratliff, STAN.....	3
4. 12 tied at.....	2

Sac flies allowed

1. Matt Manship, STAN.....	2
2. Bennigson, Craig, CAL.....	1
Hagadone, Nick, WASH.....	1
David Stringer, STAN.....	1
Miller, Jayson, WSU.....	1
Ross, Tyson, CAL.....	1
Williamson, Josh, WSU.....	1
Lincecum, Tim, WASH.....	1

Losses

1. Nolan Gallagher, STAN.....	2
Daman Jr., Wayne, WSU.....	2
3. 17 tied at.....	1

Runners picked off

1. Wagner, Mike, WSU.....	1
Ryan Cook, USC.....	1

Wild pitches

1. Ambriz, Hector, UCLA.....	3
2. Daman Jr., Wayne, WSU.....	2
David Stringer, STAN.....	2
Nolan Gallagher, STAN.....	2
Gorgen, Matt, CAL.....	2
6. 17 tied at.....	1

Balks

1. Stutes, Mike, OSU.....	2
David Stringer, STAN.....	2
3. Ryan Cook, USC.....	1
Buck, Dallas, OSU.....	1

Hit batters

1. Morrow, Brandon, CAL.....	2
Lincecum, Tim, WASH.....	2
Ian Kennedy, USC.....	2
Bordes, Brett, ASU.....	2
Cooper, Michael, CAL.....	2
Nickerson, Jonah, OSU.....	2
John Dunn, USC.....	2
Ross, Tyson, CAL.....	2
9. 18 tied at.....	1

Intentional BB allowed

1. Nolan Gallagher, STAN.....	3
2. Ian Kennedy, USC.....	2
3. Webb, Travis, WSU.....	1
John Dunn, USC.....	1
Sean Ratliff, STAN.....	1
Way, Matt, WSU.....	1
Matt Leva, STAN.....	1
Matt Manship, STAN.....	1
Tommy Milone, USC.....	1
Kost, Steve, WSU.....	1

Hits allowed

1. Mooney, Bryce, WASH.....	1
Martinez, Brady, ASU.....	1
Zinicola, Zechry, ASU.....	1
4. Oseguera, Paul, UCLA.....	2
Barnette, Tony, ASU.....	2
6. Bennigson, Craig, CAL.....	3
Bordes, Brett, ASU.....	3
Baugh, Matt, ARIZ.....	3
9. Melancon, Mark, ARIZ.....	4
Mills, Brad, ARIZ.....	4

Runs allowed

1. Lincecum, Tim, WASH.....	0
Mills, Brad, ARIZ.....	0
Mooney, Bryce, WASH.....	0
Martinez, Brady, ASU.....	0
Zinicola, Zechry, ASU.....	0
Baugh, Matt, ARIZ.....	0
Oseguera, Paul, UCLA.....	0
8. Buck, Dallas, OSU.....	1
Prince, Jared, WSU.....	1
Bresnehan, Pat, ASU.....	1

Earned runs allowed

1. Lincecum, Tim, WASH.....	0
Mills, Brad, ARIZ.....	0
Mooney, Bryce, WASH.....	0
Martinez, Brady, ASU.....	0
Zinicola, Zechry, ASU.....	0
Baugh, Matt, ARIZ.....	0
Oseguera, Paul, UCLA.....	0
Guilmet, Preston, ARIZ.....	0
Melancon, Mark, ARIZ.....	0
10.Prince, Jared, WSU.....	1

Walks allowed

1. Barnette, Tony, ASU.....	0
Maxwell, Anton, OSU.....	0
Cheney, Tyler, WASH.....	0
Zinicola, Zechry, ASU.....	0
Baugh, Matt, ARIZ.....	0
Oseguera, Paul, UCLA.....	0
7. Guilmet, Preston, ARIZ.....	1
Martinez, Brady, ASU.....	1
Mooney, Bryce, WASH.....	1
Nickerson, Jonah, OSU.....	1

Doubles allowed

1. Barnette, Tony, ASU.....	0
Buck, Dallas, OSU.....	0
Lincecum, Tim, WASH.....	0
Greg Reynolds, STAN.....	0
Ross, Tyson, CAL.....	0
Zinicola, Zechry, ASU.....	0
Baugh, Matt, ARIZ.....	0
Melancon, Mark, ARIZ.....	0
Martinez, Brady, ASU.....	0
Mooney, Bryce, WASH.....	0

Triples allowed

1. Barnette, Tony, ASU.....	0
Buck, Dallas, OSU.....	0
Lincecum, Tim, WASH.....	0
David Stringer, STAN.....	0
Ross, Tyson, CAL.....	0
Zinicola, Zechry, ASU.....	0
Baugh, Matt, ARIZ.....	0
Melancon, Mark, ARIZ.....	0
Martinez, Brady, ASU.....	0
Mooney, Bryce, WASH.....	0

Home runs allowed

1. Barnette, Tony, ASU.....	0
Nickerson, Jonah, OSU.....	0
Buck, Dallas, OSU.....	0
Lincecum, Tim, WASH.....	0
Wagner, Mike, WSU.....	0
David Stringer, STAN.....	0
Ross, Tyson, CAL.....	0
Trink, Matt, ASU.....	0
Zinicola, Zechry, ASU.....	0
Baugh, Matt, ARIZ.....	0

Pac-10 Baseball
Pac-10 Fielding Leaders (as of Apr 03, 2006)
(Pac-10 games only)

Hitting minimums - 1 Games 75% of Games
Pitching minimums - 1 Games 1.0 IP/Game

Fielding pct

1. Murphy, Jim, WSU.....	1.000
Rindal, Curt, WASH.....	1.000
Van Winden, Mike, CAL.....	1.000
Jason Castro, STAN.....	1.000
Lucas Duda, USC.....	1.000
Bussiere, Garrett, CAL.....	1.000
Johnny Bowden, USC.....	1.000
Glenn, Brad, ARIZ.....	1.000
Schmidt, Konrad, ARIZ.....	1.000
Babineau, Ryan, UCLA.....	1.000

Chances

1. Murphy, Jim, WSU.....	64
2. Rindal, Curt, WASH.....	59
3. Van Winden, Mike, CAL.....	56
4. Jason Castro, STAN.....	51
5. Lucas Duda, USC.....	47
6. Lane, Matt, WASH.....	44
Bussiere, Garrett, CAL.....	44
8. Chris Minaker, STAN.....	42
9. John Hester, STAN.....	39
Gran, Paul, WSU.....	39

Putouts

1. Murphy, Jim, WSU.....	61
2. Rindal, Curt, WASH.....	53
3. Jason Castro, STAN.....	49
4. Van Winden, Mike, CAL.....	47
5. Lucas Duda, USC.....	44
6. Bussiere, Garrett, CAL.....	38
Lane, Matt, WASH.....	38
8. Johnny Bowden, USC.....	35
9. John Hester, STAN.....	34
10.Glenn, Brad, ARIZ.....	32

Assists

1. Chris Minaker, STAN.....	29
2. Gran, Paul, WSU.....	23
3. Blake Sharpe, USC.....	20
4. Craig, Allen, CAL.....	18
Coulter, Travis, WSU.....	18
6. Hector Estrella, USC.....	17
7. Boyer, Bradley, WASH.....	15
8. Cox, Danny, WASH.....	13
9. Munster, Brett, CAL.....	12
10.3 tied at.....	11

Fielding double plays

1. Gran, Paul, WSU.....	7
Murphy, Jim, WSU.....	7
3. Hector Estrella, USC.....	6
Lucas Duda, USC.....	6
Van Winden, Mike, CAL.....	6
Coulter, Travis, WSU.....	6
7. Munster, Brett, CAL.....	5
Craig, Allen, CAL.....	5
9. 3 tied at.....	4

Passed balls

1. Bussiere, Garrett, CAL.....	2
2. Lagreid, Greg, WSU.....	1
John Hester, STAN.....	1
Lane, Matt, WASH.....	1
Johnny Bowden, USC.....	1



2006 PAC-10 BASEBALL SCOREBOARD



ARIZONA WILDCATS

Overall: 13-14 Pac-10: 1-2

Feb. 3	Loyola Marymount	W, 10-5
Feb. 4	Loyola Marymount	W, 5-3
Feb. 5	Loyola Marymount	L, 5-12
Feb. 10	at UC Riverside	L, 5-8
Feb. 11	at UC Riverside	W, 4-2
Feb. 12	at UC Riverside	W, 11-5
Feb. 17	New Mexico	L, 5-6
Feb. 18	New Mexico	L, 3-7
Feb. 19	New Mexico	W, 19-16
Feb. 24	La Salle	W, 15-4
Feb. 25	La Salle	W, 15-1
Feb. 26	La Salle	W, 3-2
Mar. 3	at Minnesota (1)	W, 7-2
Mar. 4	vs. No. 23 Nebraska (1)	L, 1-3
Mar. 5	vs. Notre Dame (1)	W, 2-0 (10)
Mar. 10	at No. 6 Mississippi State	L, 2-3
Mar. 11	at No. 6 Mississippi State	L, 2-9
Mar. 12	at No. 6 Mississippi State	L, 4-5
Mar. 17	No. 7 Cal State Fullerton	L, 4-6
Mar. 18	No. 7 Cal State Fullerton	L, 3-5
Mar. 19	No. 7 Cal State Fullerton	L, 3-5
Mar. 25	UC Irvine	W, 5-1
Mar. 26	UC Irvine	L, 1-7
Mar. 30	at California*	L, 2-3
Apr. 1	at California*	W, 5-1
Apr. 2	at California*	L, 4-5 (13)
Apr. 2	No. 14 Arizona State (2)	W, 12-8
Apr. 7	at No. 11 Oregon State*	5 p.m.
Apr. 8	at No. 11 Oregon State*	1 p.m.
Apr. 9	at No. 11 Oregon State*	1 p.m.
Apr. 13	UCLA*	7 p.m.
Apr. 14	UCLA*	6 p.m.
Apr. 15	UCLA*	12 p.m.
Apr. 18	at New Mexico	12 p.m.
Apr. 21	Stanford*	7 p.m.
Apr. 22	Stanford*	6 p.m.
Apr. 23	Stanford*	12 p.m.
Apr. 25	Southern Utah	6 p.m.
Apr. 26	Southern Utah	1 p.m.
Apr. 28	at Washington*	6:30 p.m.
Apr. 29	at Washington*	2 p.m.
Apr. 30	at Washington*	1 p.m.
May 2	at Arizona State	7 p.m.
May 5	UNLV	7 p.m.
May 6	UNLV	6 p.m.
May 7	UNLV	12 p.m.
May 13	Washington State*	7 p.m.
May 14	Washington State*	6 p.m.
May 15	Washington State*	12 p.m.
May 19	Arizona State*	7 p.m.
May 20	Arizona State*	6 p.m.
May 21	Arizona State*	12 p.m.
May 26	at USC*	6 p.m.
May 27	at USC*	1 p.m.
May 28	at USC*	1 p.m.

* - Pacific-10 Conference Game

(1) - Dairy Queen Classic, Minneapolis, Minn.

(2) - Chase Field, Phoenix, Ariz.



ARIZONA STATE SUN DEVILS

Overall: 23-9 Pac-10: 2-1

Jan. 27	Cal State Northridge	L, 2-13
Jan. 28	Cal State Northridge	W, 9-4
Jan. 29	Cal State Northridge	W, 8-1
Feb. 3	Northern Illinois	W, 5-3
Feb. 4	Northern Illinois	W, 9-6
Feb. 5	Northern Illinois	W, 8-3
Feb. 10	vs. Gonzaga (1)	L, 1-9
Feb. 11	vs. No. 6 Oregon State (1)	L, 0-11
Feb. 12	vs. Nevada (1)	L, 8-12
Feb. 17	Houston	W, 4-3
Feb. 18	Houston	W, 11-1
Feb. 19	Houston	W, 8-6
Feb. 25	at Baylor	W, 9-5
Feb. 25	at Baylor	W, 11-3
Feb. 26	at Baylor	L, 3-5
Feb. 28	Texas Tech	W, 13-5
Mar. 3	Auburn	W, 14-2
Mar. 4	Auburn	W, 12-3
Mar. 5	Auburn	W, 8-1
Mar. 10	at Texas A&M Corpus Christi (2)	W, 10-2
Mar. 11	vs. No. 3 Rice (2)	W, 6-5 (10)
Mar. 12	vs. TCU (2)	W, 3-1
Mar. 14	at No. 18 Texas	L, 6-11
Mar. 17	No. 24 Oklahoma	W, 8-7
Mar. 18	No. 24 Oklahoma	L, 8-15
Mar. 19	No. 24 Oklahoma	Cancelled (Rain)
Mar. 24	Penn State	W, 8-5
Mar. 25	Penn State	W, 15-5
Mar. 26	Penn State	W, 9-7
Mar. 31	at Washington State*	L, 1-6
Mar. 31	at Washington State*	W, 8-3
Apr. 1	at Washington State*	W, 2-1
Apr. 2	Arizona (3)	L, 8-12
Apr. 7	Washington*	7 p.m.
Apr. 8	Washington*	12 p.m./FSNAZ
Apr. 9	Washington*	1 p.m.
Apr. 13	USC*	7 p.m.
Apr. 14	USC*	7 p.m.
Apr. 15	USC*	1 p.m.
Apr. 17	at Texas Tech	6:30 p.m.
Apr. 21	at UCLA*	6 p.m.
Apr. 22	at UCLA*	2 p.m.
Apr. 23	at UCLA*	1 p.m.
Apr. 28	at Stanford*	6 p.m./CSTV
Apr. 29	at Stanford*	1 p.m.
Apr. 30	at Stanford*	1 p.m.
May 2	Arizona	7 p.m.
May 12	Oregon State*	7 p.m.
May 13	Oregon State*	6 p.m.
May 14	Oregon State*	1 p.m.
May 19	at Arizona*	7 p.m.
May 20	at Arizona*	6 p.m.
May 21	at Arizona*	12 p.m.
May 26	California*	7 p.m.
May 27	California*	6 p.m.
May 28	California*	1 p.m.

* - Pacific-10 Conference Game

(1) - Coca-Cola Spring Training Classic, Surprise, Ariz.

(2) - Corpus Christi Baseball Classic, Corpus Christi, Texas.

(3) - Chase Field, Phoenix, Ariz.



CALIFORNIA GOLDEN BEARS

Overall: 16-12 Pac-10: 4-2

Feb. 3	at UC Irvine	W, 6-2
Feb. 4	at UC Irvine	L, 4-10
Feb. 5	at UC Irvine	L, 6-7
Feb. 7	San Francisco	L, 3-4 (10)
Feb. 10	No. 17 Long Beach State	L, 6-7
Feb. 11	No. 17 Long Beach State	W, 3-2
Feb. 12	No. 17 Long Beach State	W, 4-1
Feb. 14	at UC Davis	L, 9-13
Feb. 17	at Baylor	Cancelled (Rain)
Feb. 18	at Baylor	Cancelled (Rain)
Feb. 19	at Baylor	Cancelled (Rain)
Feb. 24	UC Santa Barbara	W, 3-0
Feb. 25	UC Santa Barbara	W, 4-2
Feb. 26	UC Santa Barbara	W, 2-0
Feb. 27	Keio University	Cancelled (Rain)
Mar. 3	No. 19 Stanford	W, 7-6
Mar. 4	No. 19 Stanford	L, 5-6 (11)
Mar. 5	No. 19 Stanford	Postponed (Rain)
Mar. 7	Georgetown	W, 13-2
Mar. 10	at UNLV	W, 5-1
Mar. 11	at UNLV	L, 6-9
Mar. 12	at UNLV	L, 4-5
Mar. 14	Saint Mary's	W, 6-0
Mar. 17	Pacific	W, 3-1
Mar. 18	at Pacific	L, 3-10
Mar. 19	Pacific	L, 5-6 (10)
Mar. 21	Sacramento State	W, 8-2
Mar. 24	Washington*	W, 9-3
Mar. 25	Washington*	W, 2-1
Mar. 26	Washington*	L, 0-5
Mar. 28	at Sacramento State	Postponed (Rain)
Mar. 30	Arizona*	W, 3-2
Apr. 1	Arizona*	L, 1-5
Apr. 2	Arizona*	W, 5-4 (13)
Apr. 5	at Santa Clara	6 p.m.
Apr. 7	at USC*	6 p.m.
Apr. 8	at USC*	1 p.m.
Apr. 9	at USC*	1 p.m.
Apr. 11	Hawaii	2 p.m.
Apr. 13	at Washington State*	6 p.m.
Apr. 14	at Washington State*	2 p.m.
Apr. 15	at Washington State*	1 p.m.
Apr. 18	UC Davis	2:30 p.m.
Apr. 21	Oregon State*	2:30 p.m.
Apr. 22	Oregon State*	1 p.m.
Apr. 23	Oregon State*	1 p.m.
Apr. 25	vs. San Francisco (1)	1 p.m.
Apr. 28	UCLA*	2:30 p.m.
Apr. 29	UCLA*	1 p.m.
Apr. 30	UCLA*	1 p.m.
May 1	Stanford	2:30 p.m.
May 2	at Saint Mary's	2 p.m.
May 5	at Stanford*	6 p.m./Comcast
May 6	at Stanford*	4 p.m./FSN
May 7	at Stanford*	1 p.m.
May 9	vs. San Francisco	2:30 p.m.
May 26	at Arizona State*	7 p.m.
May 27	at Arizona State*	6 p.m.
May 28	at Arizona State*	1 p.m.

* - Pacific-10 Conference Game

(1) - Dante Benedetti Classic, San Francisco, Calif.



2006 PAC-10 BASEBALL SCOREBOARD



OREGON STATE BEAVERS Overall: 19-8 Pac-10: 1-2

Feb. 10	vs. Nevada (1)	W, 12-4
Feb. 11	vs. No. 16 Arizona State (1)	W, 11-0
Feb. 12	vs. Gonzaga (1)	L, 5-6
Feb. 17	at No. 16 Pepperdine	W, 7-6
Feb. 18	at No. 16 Pepperdine	L, 2-6
Feb. 19	at No. 16 Pepperdine	L, 1-7
Feb. 23	vs. Brigham Young (2)	W, 12-2
Feb. 24	at UC Davis (2)	L, 2-1
Feb. 25	at Sacramento State (2)	W, 8-3
Feb. 26	vs. Saint Mary's (2)	W, 7-5
Mar. 3	Nevada	W, 13-4
Mar. 4	Nevada	W, 4-0
Mar. 5	Nevada	W, 9-1
Mar. 7	Portland	W, 3-1
Mar. 10	at New Mexico	W, 10-4
Mar. 11	at New Mexico	L, 2-13
Mar. 12	at New Mexico	Cancelled (Snow)
Mar. 17	at USC*	W, 4-1
Mar. 18	at USC*	L, 3-11
Mar. 19	at USC*	L, 1-4
Mar. 25	Utah Valley State	W, 7-5
Mar. 25	Utah Valley State	W, 9-4
Mar. 26	Utah Valley State	W, 13-6
Mar. 28	at Pacific	W, 6-4
Mar. 29	at San Francisco	L, 2-8
Apr. 1	Texas-Pan American	W, 5-4 (10)
Apr. 1	Texas-Pan American	W, 9-1
Apr. 1	Texas-Pan American	W, 14-1
Apr. 7	Arizona*	5 p.m.
Apr. 8	Arizona*	1 p.m.
Apr. 9	Arizona*	1 p.m.
Apr. 11	at Portland	2 p.m.
Apr. 13	Stanford*	5 p.m.
Apr. 14	Stanford*	5 p.m.
Apr. 15	Stanford*	12 p.m.
Apr. 21	at California*	2:30 p.m.
Apr. 22	at California*	1 p.m.
Apr. 23	at California*	1 p.m.
Apr. 25	at Portland	2 p.m.
Apr. 27	Cal Poly SLO	5 p.m.
Apr. 28	New Mexico	5 p.m.
Apr. 29	Cal Poly SLO	4 p.m.
Apr. 30	New Mexico	1 p.m.
May 5	Washington*	5 p.m.
May 6	Washington*	1 p.m./FSN
May 7	Washington*	1 p.m.
May 12	at Arizona State*	7 p.m.
May 13	at Arizona State*	6 p.m.
May 14	at Arizona State*	1 p.m.
May 19	at Washington State*	6 p.m.
May 20	at Washington State*	2 p.m.
May 21	at Washington State*	12 p.m.
May 23	Portland	5 p.m.
May 26	UCLA*	5 p.m.
May 27	UCLA*	1 p.m.
May 28	UCLA*	1 p.m.

* - Pacific-10 Conference Game
 (1) - Coca-Cola Classic, Surprise Ariz.
 (2) - River City Classic, Sacramento/Davis, Calif.



STANFORD CARDINAL Overall: 13-11 Pac-10: 2-4

Feb. 3	No. 5 Cal State Fullerton	W, 2-1
Feb. 4	No. 5 Cal State Fullerton	W, 6-5 (10)
Feb. 5	No. 5 Cal State Fullerton	W, 6-3
Feb. 10	Kansas	L, 2-8
Feb. 11	Kansas	L, 4-5
Feb. 12	Kansas	W, 8-3
Feb. 18	No. 7 Texas	L, 2-4
Feb. 19	No. 7 Texas	W, 5-1
Feb. 20	No. 7 Texas	W, 13-9
Feb. 21	Nevada	W, 5-2
Feb. 24	at Fresno State	W, 3-2
Feb. 25	at Fresno State	L, 5-7
Feb. 26	at Fresno State	W, 6-3
Mar. 3	at California	L, 6-7
Mar. 4	at California	W, 6-5 (11)
Mar. 10	at USC	W, 7-6
Mar. 11	at USC	L, 7-16
Mar. 12	at USC	L, 2-7
Mar. 25	Washington State*	L, 1-7
Mar. 26	Washington State*	L, 5-8
Mar. 27	Washington State*	W, 5-3
Apr. 1	USC*	W, 9-7
Apr. 1	USC*	L, 2-3 (12)
Apr. 2	USC*	L, 1-6
Apr. 5	Pacific	6 p.m.
Apr. 8	at San Jose State	1 p.m.
Apr. 10	at Santa Clara	6 p.m.
Apr. 11	San Francisco	6 p.m.
Apr. 13	at Oregon State*	5 p.m.
Apr. 14	at Oregon State*	5 p.m.
Apr. 15	at Oregon State*	12 p.m.
Apr. 18	Sacramento State	5 p.m.
Apr. 21	at Arizona*	7 p.m.
Apr. 22	at Arizona*	6 p.m.
Apr. 23	at Arizona*	12 p.m.
Apr. 25	Santa Clara	6 p.m.
Apr. 28	Arizona State*	6 p.m./CSTV
Apr. 29	Arizona State*	1 p.m.
Apr. 30	Arizona State*	1 p.m.
May 1	at California	2 p.m.
May 2	San Jose State	6 p.m.
May 5	California*	6 p.m./Comcast
May 6	California*	4 p.m./FSN
May 7	California*	1 p.m.
May 9	at Santa Clara	6 p.m.
May 10	at Sacramento State	2:30 p.m.
May 12	at Washington*	6:30 p.m.
May 13	at Washington*	2 p.m.
May 14	at Washington*	1 p.m.
May 16	Santa Clara	6 p.m.
May 19	at UCLA*	6 p.m.
May 20	at UCLA*	2 p.m.
May 21	at UCLA*	1 p.m.
May 23	at Pacific	2 p.m.
May 26	UC Davis	6 p.m.
May 27	at UC Davis	2 p.m.

* - Pacific-10 Conference Game



UCLA BRUINS Overall: 16-13 Pac-10: 1-2

Feb. 3	Fresno State	L, 9-11
Feb. 4	Fresno State	L, 0-5
Feb. 5	Fresno State	W, 12-2
Feb. 10	Miami	L, 1-3
Feb. 11	Miami	W, 7-4
Feb. 12	Miami	L, 2-5
Feb. 14	UC Riverside	L, 4-6
Feb. 18	at Pacific	W, 5-2
Feb. 18	at Pacific	W, 5-1
Feb. 19	at Pacific	L, 0-3
Feb. 21	No. 16 Pepperdine	W, 2-0
Feb. 23	Waseda University (Japan)	X, 4-0
Feb. 24	No. 9 Cal State Fullerton	L, 2-7
Feb. 25	at No. 9 Cal State Fullerton	L, 1-3
Feb. 26	at No. 9 Cal State Fullerton	L, 6-12
Feb. 28	at No. 16 Long Beach State	W, 6-3
Mar. 3	at North Carolina State	W, 7-2
Mar. 4	at North Carolina State	W, 5-4
Mar. 5	at North Carolina State	W, 13-2
Mar. 7	at No. 23 Pepperdine	L, 1-6
Mar. 10	No. 19 Mississippi	W, 9-2
Mar. 11	No. 19 Mississippi	L, 5-6
Mar. 12	No. 19 Mississippi	W, 6-4
Mar. 14	UNLV	W, 16-2
Mar. 17	San Diego State	W, 14-6
Mar. 18	San Diego State	W, 12-2
Mar. 19	San Diego State	W, 9-1
Mar. 28	at UC Riverside	Suspended (Rain)
Mar. 31	at Washington*	L, 0-5
Apr. 1	at Washington*	W, 3-2 (11)
Apr. 2	at Washington*	L, 1-4
Apr. 7	Washington State*	6 p.m.
Apr. 8	Washington State*	2 p.m.
Apr. 9	Washington State*	1 p.m.
Apr. 13	at Arizona*	7 p.m.
Apr. 14	at Arizona*	6 p.m.
Apr. 15	at Arizona*	12 p.m.
Apr. 18	Long Beach State	6 p.m.
Apr. 21	Arizona State*	6 p.m.
Apr. 22	Arizona State*	2 p.m.
Apr. 23	Arizona State*	1 p.m.
Apr. 25	UC Santa Barbara	6 p.m.
Apr. 28	at California*	2:30 p.m.
Apr. 29	at California*	1 p.m.
Apr. 30	at California*	1 p.m.
May 9	at UC Santa Barbara	2 p.m.
May 12	USC*	6 p.m.
May 13	USC*	4:30 p.m./FSNW2
May 14	USC*	4:30 p.m./FSNW2
May 16	at UC Irvine	6 p.m.
May 19	Stanford*	6 p.m.
May 20	Stanford*	2 p.m.
May 21	Stanford*	1 p.m.
May 23	UC Irvine	6 p.m.
May 26	at Oregon State*	5 p.m.
May 27	at Oregon State*	1 p.m.
May 28	at Oregon State*	1 p.m.

* - Pacific-10 Conference Game



2006 PAC-10 BASEBALL SCOREBOARD



USC TROJANS Overall: 17-13 Pac-10: 4-2

Feb. 3	at No. 22 Long Beach State	L, 2-4
Feb. 4	No. 22 Long Beach State	L, 6-9
Feb. 5	at No. 22 Long Beach State	L, 6-8
Feb. 7	at UC Riverside	W, 13-10
Feb. 10	Florida International	W, 12-0
Feb. 11	Florida International	W, 5-4
Feb. 12	Florida International	W, 13-4
Feb. 14	at UC Santa Barbara	W, 16-11
Feb. 17	vs. Kansas (1)	W, 10-1
Feb. 18	vs. Vanderbilt (1)	L, 2-6
Feb. 19	vs. No. 15 San Diego (1)	W, 8-3
Feb. 21	San Diego State	L, 6-1
Feb. 22	Waseda University (Japan)	X, 1-5
Feb. 24	at Hawaii	L, 3-4
Feb. 25	at Hawaii	L, 3-7
Feb. 26	at Hawaii	W, 4-3
Mar. 2	Georgia	L, 2-3
Mar. 3	Georgia	W, 9-5
Mar. 4	Georgia	W, 12-11
Mar. 7	UC Irvine	L, 9-10 (13)
Mar. 10	No. 16 Stanford	L, 6-7
Mar. 11	No. 16 Stanford	W, 16-7
Mar. 12	No. 16 Stanford	W, 7-2
Mar. 17	Oregon State*	L, 1-4
Mar. 18	Oregon State*	W, 11-3
Mar. 19	Oregon State*	W, 4-1
Mar. 21	at Loyola Marymount	W, 14-4
Mar. 29	No. 19 Pepperdine	L, 1-2
Apr. 1	at Stanford*	L, 7-9
Apr. 1	at Stanford*	W, 3-2 (12)
Apr. 2	at Stanford*	W, 6-1
Apr. 5	UC Santa Barbara	6 p.m.
Apr. 7	California*	6 p.m.
Apr. 8	California*	1 p.m.
Apr. 9	California*	1 p.m.
Apr. 11	UC Riverside	5 p.m.
Apr. 13	at Arizona State*	7 p.m.
Apr. 14	at Arizona State*	7 p.m.
Apr. 15	at Arizona State*	1 p.m.
Apr. 18	at UC Irvine	6 p.m.
Apr. 21	Washington*	6 p.m.
Apr. 22	Washington*	1 p.m.
Apr. 23	Washington*	1 p.m.
Apr. 25	Loyola Marymount	6 p.m.
Apr. 28	at Washington State*	6 p.m.
Apr. 29	at Washington State*	1 p.m.
Apr. 30	at Washington State*	12 p.m.
May 10	at Cal State Fullerton	6 p.m.
May 12	at UCLA*	6 p.m.
May 13	at UCLA*	4:30 p.m. /FSNW2
May 14	at UCLA*	4:30 p.m. /FSNW2
May 16	at Pepperdine	3 p.m.
May 19	at Wichita State	7 p.m.
May 20	at Wichita State	2 p.m.
May 21	at Wichita State	1 p.m.
May 23	Cal State Fullerton	6 p.m.
May 26	Arizona*	6 p.m.
May 27	Arizona*	1 p.m.
May 28	Arizona*	1 p.m.

* - Pacific-10 Conference Game
(1) - USC/Public Storage Baseball Classic, Los Angeles, Calif.



WASHINGTON HUSKIES Overall: 20-11 Pac-10: 3-3

Feb. 10	at New Mexico State	L, 11-12 (11)
Feb. 11	at New Mexico State	W, 5-3
Feb. 12	at New Mexico State	W, 5-4
Feb. 17	at Cal State Northridge	W, 7-3
Feb. 18	at Cal State Northridge	W, 16-6
Feb. 19	at Cal State Northridge	W, 2-1
Feb. 20	at Cal State Northridge	L, 7-8
Feb. 24	Gonzaga	W, 14-4
Feb. 25	Gonzaga	W, 8-6
Feb. 26	Gonzaga	W, 7-5
Feb. 28	vs. No. 11 Arkansas (1)	W, 5-2
Mar. 1	at Hawaii Pacific	W, 10-7
Mar. 1	at Hawaii (1)	L, 6-10
Mar. 2	vs. Texas-Arlington (1)	W, 6-5
Mar. 4	at Hawaii (1)	L, 8-10
Mar. 4	at Hawaii (1)	W, 8-7
Mar. 7	San Diego	L, 4-8
Mar. 8	San Diego	Cancelled (Rain)
Mar. 10	Santa Clara	W, 14-10
Mar. 11	Santa Clara	W, 15-13
Mar. 12	Santa Clara	W, 9-0
Mar. 18	Cal Poly SLO	L, 4-5
Mar. 19	Cal Poly SLO	L, 3-18
Mar. 20	Cal Poly SLO	W, 9-8 (10)
Mar. 22	University of Puget Sound	W, 5-4
Mar. 24	at California*	L, 3-9
Mar. 25	at California*	L, 1-2
Mar. 26	at California*	W, 5-0
Mar. 28	at Portland	L, 5-8
Mar. 31	UCLA*	W, 5-0
Apr. 1	UCLA*	L, 2-3 (11)
Apr. 2	UCLA*	W, 4-1
Apr. 4	Portland	6:30 p.m.
Apr. 7	at No. 13 Arizona State*	7 p.m.
Apr. 8	at No. 13 Arizona State*	Noon /FSNW2
Apr. 9	at No. 13 Arizona State*	1 p.m.
Apr. 13	Brigham Young	6:30 p.m.
Apr. 14	Brigham Young	6:30 p.m.
Apr. 15	Brigham Young	1 p.m.
Apr. 17	at Portland	3 p.m.
Apr. 21	at USC*	6 p.m.
Apr. 22	at USC*	1 p.m.
Apr. 23	at USC*	1 p.m.
Apr. 25	St. Martin's	6:30 p.m.
Apr. 28	Arizona*	6:30 p.m.
Apr. 29	Arizona*	2 p.m.
Apr. 30	Arizona*	1 p.m.
May 2	Lewis-Clark State	6:30 p.m.
May 5	at Oregon State*	5 p.m.
May 6	at Oregon State*	1 p.m. /FSN
May 7	at Oregon State*	1 p.m.
May 8	Portland	6:30 p.m.
May 9	Portland	3 p.m.
May 12	Stanford*	6:30 p.m.
May 13	Stanford*	2 p.m.
May 14	Stanford*	1 p.m.
May 16	at Portland	3 p.m.
May 19	at Pacific	2 p.m.
May 20	at Pacific	1 p.m.
May 21	at Pacific	1 p.m.
May 26	Washington State*	6:30 p.m.
May 27	Washington State*	2 p.m.
May 28	Washington State*	1 p.m.

* - Pacific-10 Conference Game
(1) - Rainbow Baseball Tournament, Honolulu, Hawaii



WASHINGTON STATE COUGARS Overall: 21-9 Pac-10: 3-3

Feb. 10	vs. East Tennessee State (1)	W, 8-2
Feb. 10	vs. Kennesaw State (1)	L, 5-8
Feb. 11	at Charleston Southern (1)	W, 9-5
Feb. 12	vs. No. 10 Missouri (1)	W, 9-3
Feb. 16	at Hawaii-Hilo	W, 13-12 (10)
Feb. 16	at Hawaii-Hilo	W, 9-7
Feb. 17	at Hawaii-Hilo	W, 11-3
Feb. 18	at Hawaii-Hilo	L, 5-7
Feb. 23	vs. Portland (2)	W, 9-4
Feb. 24	vs. Brigham Young (2)	W, 5-1
Feb. 25	at UC Davis (2)	W, 8-7
Feb. 26	vs. San Francisco (2)	W, 7-6
Mar. 2	Chicago State (3)	W, 16-0
Mar. 3	Gonzaga (3)	W, 18-10
Mar. 4	Lewis-Clark State (3)	W, 6-1
Mar. 5	Gonzaga (3)	L, 0-7
Mar. 7	Chicago State	W, 20-4
Mar. 9	Chicago State	L, 5-6
Mar. 9	Chicago State	W, 8-0
Mar. 13	vs. Bucknell (4)	W, 7-1
Mar. 14	vs. Binghamton (4)	Cancelled (Rain)
Mar. 15	vs. Lafayette (4)	W, 10-2
Mar. 16	at Fresno State (4)	L, 1-6
Mar. 18	vs. Gonzaga (4)	W, 15-3
Mar. 18	vs. Miami (Ohio) (4)	L, 7-9
Mar. 25	at No. 17 Stanford*	W, 7-1
Mar. 26	at No. 17 Stanford*	W, 8-5
Mar. 27	at No. 17 Stanford*	L, 3-5
Mar. 31	No. 14 Arizona State*	W, 6-1
Mar. 31	No. 14 Arizona State*	L, 3-8
Apr. 1	No. 14 Arizona State*	L, 1-2
Apr. 4	Gonzaga	6 p.m.
Apr. 7	at UCLA*	6 p.m.
Apr. 8	at UCLA*	2 p.m.
Apr. 9	at UCLA*	1 p.m.
Apr. 13	California*	6 p.m.
Apr. 14	California*	2 p.m.
Apr. 15	California*	1 p.m.
Apr. 18	Gonzaga	6 p.m.
Apr. 21	at Northern Colorado	2 p.m.
Apr. 22	at Northern Colorado	1 p.m.
Apr. 23	at Northern Colorado	12 p.m.
Apr. 25	at Gonzaga	3 p.m.
Apr. 28	USC*	6 p.m.
Apr. 29	USC*	1 p.m.
Apr. 30	USC*	12 p.m.
May 6	Utah Valley State	6 p.m.
May 7	Utah Valley State	2 p.m.
May 8	Utah Valley State	12 p.m.
May 13	at Arizona*	7 p.m.
May 14	at Arizona*	6 p.m.
May 15	at Arizona*	12 p.m.
May 16	at Gonzaga	3 p.m.
May 19	Oregon State*	6 p.m.
May 20	Oregon State*	2 p.m.
May 21	Oregon State*	12 p.m.
May 22	Lewis-Clark State	6 p.m.
May 26	at Washington*	6:30 p.m.
May 27	at Washington*	2 p.m.
May 28	at Washington*	1 p.m.

* - Pacific-10 Conference game
(1) - Buccaneer Baseball Classic, Charleston, S.C.
(2) - River City Classic, Sacramento/Davis, Calif.
(3) - Banana Belt Tournament, Pullman, Wash.
(4) - Pepsi/Johnny Quik Classic, Fresno, Calif.