



# OHIO STATE ATHLETICS COMMUNICATIONS

Fawcett Center, 6th Floor | 2400 Olentangy River Rd. | Columbus, Ohio 43210

## 2016-17 Ohio State Results/Schedule (10-7, 0-4)

Date	Opp. (TV)	W/L	Score (AP)
<b>NOVEMBER (6-1)</b>			
6-Sun.	Walsh (Exh.) (BTNPlus)	W	85-67
11-Fri.	1-at Navy (CBSSN)	W	78-68
14-Mon.	2-NC Central (ESPNU)	W	69-63
17-Thur.	3-Providence (BTN)	W	72-67
21-Mon.	2-Western Carolina (BTN)	W	66-38
23-Wed.	2-Jackson St. (ESPN3)	W	78-47
25-Fri.	2-Marshall (BTN)	W	111-70
30-Wed.	4-at Virginia (ESPN2)	L	61-63(6)

### DECEMBER (4-2)

3-Sat.	FDU (BTNPlus)	W	70-62
6-Tues.	Florida Atlantic (ESPN3)	L	77-79
10-Sat.	Connecticut (BTN)	W	64-60
17-Sat.	5-vs. UCLA (CBS)	L	73-86(2)
20-Tues.	Youngstown St. (ESPN3)	W	77-40
22-Thur.	UNC Asheville (ESPN2)	W	79-77

### JANUARY (0-4, 0-4)

1-Sun.	at Illinois (BTN)	L	70-75
5-Thur.	Purdue (ESPN)	L	75-76(20)
8-Sun.	at Minnesota (BTN)	L	68-78
12-Thur.	at Wisconsin (ESPN2)	L	66-89(18)
15-Sun.	Michigan State (CBS)		1:38 p.m.
18-Wed.	at Nebraska (BTN)		9 p.m.
22-Sun.	Northwestern (BTN)		1 p.m.
25-Wed.	Minnesota (BTN)		7 p.m.
28-Sat.	at Iowa (ESPN2)		8 p.m.
31-Tues.	Maryland (ESPN)		7 p.m.

### FEBRUARY (0-0)





4-Sat.	at Michigan (ESPN2)		6 p.m.
8-Wed.	Rutgers (BTN)		7 p.m.
11-Sat.	at Maryland (ESPN/2)		4 p.m.
14-Tues.	at Michigan State (ESPN)		9 p.m.
18-Sat.	Nebraska (BTN)		TBA OR
19-Sun.	Nebraska (CBS)		1 p.m.
23-Thur.	Wisconsin (ESPN/2)		9 p.m.
28-Tues.	at Penn State (BTN)		8:30 p.m.

### MARCH (0-0)

4-Sat.	Indiana (ESPN/2)		Noon
8-12 Wed.-Sun.	6-at Big Ten Tournament		TBA

Home games in **Bold** // 1-Veterans Classic, Annapolis, Maryland // 2-Global Sports Invitational, Columbus, Ohio // 3-Gavitt Tipoff Games, Columbus, Ohio // 4-Big Ten/ACC Challenge, Charlottesville, Virginia // 5-CBSSports Classic, Las Vegas, Nevada // 6-Big Ten Tournament, Washington, D.C.

#### FOLLOW THE BUCKEYES

 @OhioStateHoops @Greg\_Paulus  
 @OhioStateAthletics @DRich111  
 @OSUADAthComm @coachmaj  
 @BrettRybak

 OhioStateMensBasketball @OhioStateHoops  


## Jan. 15, 2017

**Opponent:** Michigan State Spartans (12-6, 4-1)  
**Site:** Value City Arena (18,809)  
**Game Time:** 1:38 p.m.  
**Television:** CBS  
**Talent:** Carter Blackburn (Play-By-Play)  
 Bill Raftery (Expert Analysis)  
 None (Sideline)  
**Radio:** OSU-IMG Sports Network (60 stations)  
**Local Radio:** WBNS-FM 97.1, AM-1460  
**Satellite Radio:** Sirius 84/XM 84  
**Radio Talent:** Paul Keels (Play-By-Play)  
 Ron Stokes (Expert Analysis)

### Starting Five

- Junior Keita Bates-Diop will have season-ending surgery on his left leg to repair a stress fracture he has been battling since missing about two months of summer workouts with the injury. Bates-Diop played in nine games this season around illness, a right ankle sprain sustained in the Providence game (Nov. 17) and lingering pain from the left-leg stress fracture. He averaged 9.7 points and 5.2 rebounds this season. Ohio State will apply for a medical redshirt season on Bates-Diop's behalf following the 2016-17 campaign. If granted, he will have two seasons of eligibility remaining.

- Senior Marc Loving became the 53rd Buckeye all-time to reach 1,000 career points. Loving scored nine points at Minnesota the last time out. He is the 12th player in the Thad Matta era to reach 1,000 career points as a Buckeye. His point total of 1,135 is 39th on the all-time Ohio State scoring list. Jamaal Brown is No. 38 (1,139) behind No. 37 Frank Howard (1,147).

- Ohio State has won at least 10 Big Ten regular season games (11-7 in 2016) over the last 11 seasons, the longest streak in school history and the longest streak among Big Ten schools over Thad Matta's 13-year tenure with the Buckeyes. Wisconsin (12-6 in conference play last year) has a streak of 10-consecutive seasons with 10+ victories in regular season league play.

- Thad Matta is No. 13 all-time in career Big Ten regular-season victories ... Matta owns 143 career league triumphs. He is tied with Harold "Bud" Foster (WIS 1935-59) who also won 143 league encounters. The No. 12 spot is held by former Ohio State coach Harold Olsen (1923-46). He won 154 league games over his tenure.

- JaQuan Lyle needs 10 points to reach 600 for his career (580/11.3 ppg./52 gms) ... Jae'Sean Tate is working on becoming Ohio State's 26th player

### Buckeyes Have Most Home Wins Since 2010

Ohio State has the most home wins nationally with a 130-18 (.878) record since the 2009-10 season. Maryland is the next-best Big Ten team at No. 15 with 115-20 record. Going back to the 2008-09 season to the present, the Buckeyes also own the national lead in home victories with 145 wins over 166 games (145-21). The Buckeyes also have played the third-most ranked teams in the country during the Thad Matta era (2005-present). Ohio State has played 124 opponents ranked among the *Associated Press* Top 25 since Matta became head coach. That total trails only Michigan State (132) and West Virginia (131) during that span (*see page 7 for more information*).

### Home Wins From 2009-10 to 2016-17 (as of 1/13/17)

Rk.	Team	Gms	Ws	Ls	W %
1	Ohio State	148	130	18	.878
2	Kentucky	132	127	5	.962

Source: Stats, Inc.

### Matta Era in the Big Ten

(Ohio State 2005-present) as of 1/13/17	B1G*	NCAA '05-17	NCAA '16-17
Games Played	2nd 445	9th	
Wins	1st 330	8th	
Losses (fewest)&	2nd 115	9th	
Win Pct.	1st .742	10th	
Field Goals M	2nd 11,563	14th	
FGA	2nd 24,652	17th	
FG Pct.	1st .469	9th	
3-Point FG	4th 3,020		
3FGA	5th 8,390		
3FG Pct.	4th .360		
Free Throws	4th 6,039		
FTA	2nd 8,693		
FT Pct.	8th .695		
Off. Rebs	8th 4,607		
Def. Rebs	2nd 10,930	14th	
Rebounds	2nd 15,537	24th	
Assists	2nd 6,343	17th	
Steals	2nd 3,026		
Blocks	2nd 1,889	21st	
Points	2nd 32,187	14th	
Scoring Avg.	3rd 72.3		
PAR^	3rd 121.5		
Fouls (fewest)	3rd 15.6	4th	
2-Point Pct.	1st .525	9th	
Assist/Turnover	4th 1.21	13th	

\*Among teams with 5+ years in B1G

^Points+Assists+Rebounds/Games

&Teams with 300+ Games in Division I

## Last Time vs. Michigan State

Buckeyes 54 • 19-13		Official Basketball Box Score - Game Totals - Final Statistics															
Buckeyes vs. Michigan State		03/11/16 at Bankers Life Fieldhouse Indianapolis, IN															
Buckeyes 54 • 19-13		Total		3-Ptr		Rebounds		PF		TP		A TO Blk Stl		Min			
#	Player	FG	FGA	FG	FGA	FT	FTA	Off	Def	Total	PF	TP	A	TO	Blk	Stl	Min
05	Mitchell, Mickey	1-4	0-0	0-0	0-0	1	4	5	0	2	0	3	1	0	0	24	4
05	Loving, Marc	3-8	0-3	3-4	2	4	6	2	9	1	4	0	0	0	0	33	3
13	Lyle, JaQuan	3-8	1-3	3-4	0	3	2	10	1	5	0	2	1	0	2	29	9
33	Thompson, Trevor	4-5	0-0	0-0	0	3	1	2	8	0	1	1	0	0	0	20	3
33	Bates-Diop, Keita	2-10	0-2	0-1	1	5	6	4	2	0	2	1	1	0	0	34	4
04	Giddens, Daniel	3-4	0-0	1-1	2	1	2	4	7	0	0	2	0	0	0	17	7
15	Bell, David	0-0	0-0	0-0	0	0	0	1	0	0	0	0	0	0	0	3	3
12	Harris, A.J.	4-8	0-3	0-1	0	0	0	8	2	1	0	1	0	0	0	22	2
15	Williams, Kam	2-7	0-0	0-0	0	1	1	2	6	2	0	0	1	0	1	18	1
Team																	
Totals		23-54	1-11	7-11	1	9	20	29	15	54	8	14	6	4	0	200	20
FG % 1st Half		11-27	40.7%	2nd half	12-27	44.4%	Game:	23-54	42.6%	Double							
3FG % 1st Half		0-4	0.0%	2nd half	1-7	14.3%	Game:	1-11	9.1%	Rebounds							
FT % 1st Half		4-7	57.1%	2nd half	3-4	75.0%	Game:	7-11	63.6%	PF							
Officials:		Terry Wymmer, Bo Boroski & Donnie Egly															
Technical fouls:		Buckeyes-None, Michigan State-None															
Attendance:		18355															
Score by quarters		1st	2nd	Total													
Buckeyes		26	28	54													
Michigan State		33	48	81													
Last FG - OSU 2nd-01:16, MSU 2nd-00:33																	
Largest lead - OSU by 2 (1:18-18:15), MSU by 28 (2nd-02:39)																	
TSS last for MSU: MSU last for OSU: none																	

with 1,000 career points and 500 career boards... he has 878 points (11.0 ppg.) and 465 caroms (5.8 rpg.) over 80 career appearances...Deshaun Thomas was the most recent Buckeye to join the 1,000/500 club in 2013...he finished with 1,630/560.

## OSU Career 1,000 pts., 500 Rebounds

1. Dennis Hopson (84-87).....	2,096	.....	712
2. Herb Williams (78-81).....	2,011	.....	1,111
3. Jerry Lucas (60-62).....	1,990	.....	1,411
4. Michael Redd (98-00).....	1,879	.....	593
5. William Buford (2009-12).....	1,846	.....	605
6. Jim Jackson (90-92).....	1,785	.....	552
7. Deshaun Thomas (2011-13).....	1,630	.....	560
8. Dave Sorenson (68-70).....	1,622	.....	761
9. Perry Carter (88-91).....	1,613	.....	989
10. Terence Dials (02-06).....	1,566	.....	876
11. Gary Braddis (62-64).....	1,530	.....	706
12. Tony Campbell (81-84).....	1,529	.....	628
13. Evan Turner (2008-10).....	1,517	.....	683
14. Jerry Francis (86-89).....	1,486	.....	576
15. David Lighty (2007-11).....	1,458	.....	577
16. Bill Hosket (66-68).....	1,441	.....	910
17. Jim Clemons (69-71).....	1,335	.....	522
18. Clark Kellogg (80-82).....	1,285	.....	872
19. John Havlicek (60-62).....	1,223	.....	720
20. Lawrence Funderburke (92-94).....	1,179	.....	529
21. Frank Howard (56-58).....	1,147	.....	635
22. Brad Sellers (85-86).....	1,122	.....	680
23. Ron Sepic (65-67).....	1,107	.....	543
24. Jared Sullinger (2011-12).....	1,081	.....	717
25. Ken Johnson (98-01).....	1,055	.....	739
<b>Jae'Sean Tate (2015-Present).....</b>	<b>878</b>	.....	<b>465</b>

## 2016-17 Ohio State Numerical Roster

No.	Name	Pos.	Ht.	Wt.	Cl.	Notes
0	Micah Potter	C	6-9	240	Fr.	Skilled big man, can score inside and out ... 7th freshman to start career opener under Thad Matta ... 1st double-double (12/12) vs. Marshall
1	Jae'Sean Tate**	F	6-4	230	Jr.	Starts in last 61 appearances ... 8th career 20+ pt. game to go with 9 rebs. at Minnesota (20) ... 8th career double-double (12/12) in win vs. FDU
2	Marc Loving***	F	6-8	220	Sr.	Reached 1,000 career pts with 20 vs. Marshall (11/25), 53rd Buckeye with 1,000+ and 12th in Matta era ... career high 14 rebs vs. Herd
3	C.J. Jackson	G	6-1	175	So.	Came off bench at Navy and responded with 9 asts, 6 rebs., 4-4 at FT line in 27 mins ... 7 helpers in win vs. Marshall ... 3-4 from 3 range at Virginia
4	Derek Funderburk	F	6-9	205	Fr.	Rebounds, runs the floor, blocks shots, finishes in traffic and can step outside the paint to provide offense ... redshirt candidate
10	David Bell*	C	6-9	225	R-So.	Career-high 7 pts vs. Air Force a year ago ... 15 quality minutes vs. Providence (4 pts, 2 rebs., 2 blocks)
13	JaQuan Lyle*	G	6-5	210	So.	Career-high 29 pts at Ind. Jan. 10, 2016 ... triple-double vs. Rutgers Jan. 13, 2016 (16p/12r/11a) ... 21 pts, 8 rebs., 7 asts in win vs. Providence Nov. 17
14	Joey Lane*	G	6-1	180	So.	Recruited walk-on who averaged 12 points a year ago for Deerfield High School near Chicago ... 2-2 from 3-point range vs. Jackson State
15	Kam Williams**	G	6-2	185	R-Jr.	1st start vs. Akron in 2016 NIT ... 9 pts off the bench in win vs. No. 4 Kentucky Dec. 19, 2015 ... game high 23 pts at Navy to open 2016-17 season
23	Jimmy Jent	G	6-4	195	So.	Born in Italy but calls Columbus his home ... son of Ohio State assistant Chris Jent ... transfer from Wofford ... scored 1st career pts. on a 3 vs. Jackson St.
24	Andre Wesson	F	6-6	220	Fr.	Significant contributor to nearby Westerville South (HS) state championship team from 2016 ... earns minutes because of abilities on defense
32	Trevor Thompson*	C	7-0	250	R-Jr.	10 pts, 5 rebs., 5 blocks in win over No. 4 Kentucky Dec. 19, 2015 ... career highs in both pts (17) and rebs (17) off the bench vs. Connecticut (12/10)
33	Keita Bates-Diop**	F	6-7	235	Jr.	Out for remainder of season (left leg stress fracture) ... 6th career double with 14 pts/14 rebs in season opening win at Navy

*Italics indicates possible starters // \* Indicates letters earned*

## Off the Bench

• Since Thad Matta took over the Ohio State program the Buckeyes have competed against 124 opponents ranked in the *Associated Press* Top 25, the third-most games against ranked foes in all of NCAA Division I men's basketball. The Buckeyes are 54-70 in those games with a winning percentage of .435. That win total ranks No. 11 nationally for victories vs. ranked opponents since 2004-05.

• Jae'Sean Tate is one of two Power 5 Conference players 6-4 or shorter averaging more than six rebounds per game (Nigel Williams-Goss of Gonzaga is averaging 6.1). Overall, Tate is tie for 14th nationally among players 6-4 or shorter with 6.5 rebounds per game ... he also is tied for sixteenth nationally among players 6-4 or shorter with 2.0 offensive rebounds per game.

• Trevor Thompson is tied for the most double-doubles (five) nationally among players averaging fewer than 22 minutes per game. In games where Thompson comes off the bench, he is averaging the second-most rebounds per game nationally at 8.5.

## Buckeyes Balanced on Offense

Through 17 games, Ohio State has five players contributing 10 or more points a game. Junior Jae'Sean Tate leads the way with 14.2 ppg. He is followed by senior Marc Loving (11.2), sophomore JaQuan Lyle (11.7), junior Trevor Thompson (10.7) and junior Kam Williams (10.4). Junior Keita Bates-Diop, who is out for the remainder of the season (stress fracture, left leg) averaged 9.7 ppg. in nine appearances this year. Thompson's 9.1 rebounds a game leads the team.

## Thompson's Effort on the Glass vs. UConn One of Best in Matta Era

Since Thad Matta took over at Ohio State in 2004-05, there have been eight games in which a Buckeye recorded 17 or more rebounds. Trevor Thompson recorded a career-best with 17 boards vs. Connecticut. He also tallied a career-high 17 points in the 64-60 win last Saturday in Columbus. Both Greg Oden (vs. Purdue, 3/10/07) and Jared Sullinger (vs. South Carolina Dec. 18, 2010) recorded 19-rebound games. Sullinger also had a pair of games with 18 boards (both vs. Northwestern 3/11/11, 2/29/12). Evan Turner recorded two games with 17 caroms (vs. Alcorn State 11/9/09; and James Madison 11/12/09). Turner's effort vs. Alcorn State was part of triple-double in which he scored 14 points and

## Ohio State (10-7, 0-4)

### All-Time vs. 2016-17 Opponents

Opponent.....	Series
Navy.....	1-1
N.C. Central.....	1-0
Providence.....	2-0
Western Carolina.....	2-0
Jackson State.....	2-0
Marshall.....	2-0
Virginia.....	3-3
Fairleigh Dickinson.....	1-0
Florida Atlantic.....	0-1
Connecticut.....	4-2
UCLA.....	4-6
Youngstown State.....	4-0
UNC Asheville.....	6-0
Illinois.....	71-102
Purdue.....	83-86
Minnesota.....	84-57
Wisconsin.....	86-70
<b>Michigan State.....</b>	<b>55-67</b>
Nebraska.....	13-3
Northwestern.....	117-45
Iowa.....	73-76
Maryland.....	5-4
Michigan.....	95-76
Rutgers.....	3-1
Penn State.....	33-14
Indiana.....	77-104

handed out 10 assists. Terence Dials also grabbed 17 boards in a game vs. Illinois (12/12/06).

## Buckeyes in the Big Ten

FGM.....	Jae'Sean Tate (98/3rd)
FG%.....	Jae'Sean Tate (.551/4th)
DRebs.....	Trevor Thompson (112/2nd)
Rebounds.....	Trevor Thompson (154/4th)
Assists.....	JaQuan Lyle (92/4th)
Blocked Shots.....	Trevor Thompson (34/4th)
2-point FG%.....	Jae'Sean Tate (.597/2nd)
<b>TEAM</b>	
Opponent FG% (lowest).....	(.395/5th)
Opponent FTM (fewest).....	(181/4th)
Opponent FTA (fewest).....	(276/4th)
Opponent FT% (lowest).....	(.656/1st)
Opponent Steals (fewest).....	(83/2th)
Opponent Blocks (fewest).....	(47/2nd)
Opponent Points (fewest).....	(1,138/5th)

## Ohio State vs. Michigan State Series

Michigan State leads the all-time series with the Buckeyes 67-55. Ohio State is 35-23 in Columbus, 17-40 in East Lansing and 4-3 on neutral courts vs. the Spartans. Thad Matta teams are 11-15 in the series, including a 5-4 record at Value City Arena. Marc Loving has the most experience in the Michi-

## OSU Games Played, Career Starts

No.-Player	Career GP-GS/at OSU
2-Marc Loving	119-70
1-Jae'Sean Tate	80-61
13-JaQuan Lyle	52-48
33-Keita Bates-Diop	75-36
32-Trevor Thompson	82-45/52-34
15-Kam Williams	87-16
0-Micah Potter	15-11
10-David Bell	32-0
3-C.J. Jackson	17-0
24-Andre Wesson	14-0
14-Joey Lane	11-0
23-Jimmy Jent	10-0/4-0
4-Derek Funderburk	0-0

## OSU's Record When . . .

	'16-17	Matta @OSU
Playing ranked teams	0-4	53-70
Leading at the half	9-2	268-31
Trailing at the half	1-4	53-77
Tied at the half		9-6
<b>Matta Career Record</b>	<b>330-115</b>	
Leading with 5:00 left	10-2	307-16
Trailing with 5:00 left	0-4	18-96
Tied with 5:00 left	0-1	5-3
<b>Matta Career Record</b>	<b>330-115</b>	
In overtime		10-11
Outrebounding opponent	8-2	210-29
Opp. outrebounds OSU	1-4	98-82
Teams tie in rebounds	1-1	22-4
<b>Matta Career Record</b>	<b>330-115</b>	
Shooting 50 pct. or better	7-1	151-10
Shooting less than 50 pct.	3-6	179-105
<b>Matta Career Record</b>	<b>330-115</b>	
Opp. shoots 50 pct. or better		17-26
Opp. shoots less than 50 pct.	10-7	313-89
<b>Matta Career Record</b>	<b>330-115</b>	
OSU shoots better than opp.	8-3	290-32
Opp. shoots better than OSU	2-4	36-81
OSU/Opp. tie in FG pct.		4-2
<b>Matta Career Record</b>	<b>330-115</b>	
OSU makes 10 3s	3-0	66-12
Opp. makes 10 3s	3-3	50-23
OSU scores 70 or more	7-4	228-24
OSU scores less than 70	3-3	102-91
<b>Matta Career Record</b>	<b>330-115</b>	
Opp. scores 70 or more	2-6	40-73
Opp. scores less than 70	8-1	290-42
<b>Matta Career Record</b>	<b>330-115</b>	
OSU has 15 or fewer TOs	7-4	279-95
OSU has more TOs than opp.	4-4	85-49
Teams tie TOs	1-1	19-7
OSU consecutive games, made 3		92
Last with 0 made: March 2, 2014 at Indiana (0-11)		
Opp. consecutive games, made 3		186
Last with 0 made: Lamar, Dec. 20, 2011 (0-12)		

## Ohio State in Overtime Games

Home	21-21 (.500)
Away	17-22 (.436)
Neutral	7-11 (.389)
<b>Totals</b>	<b>45-54 (.454)</b>

## Ohio State One-Point Games

Home	33-26 (.559)
Away	20-24 (.454)
Neutral	15-8 (.652)
<b>Totals</b>	<b>68-58 (.540)</b>

gan State series with seven all-time appearances. He averages 8.9 points and 2.3 rebounds. JaQuan Lyle averages 14.7 points and 4.3 boards in three meetings, all last year as a freshman. Jae'Sean Tate has just two career meetings vs. the Spartans. He's averaged 9.0 points and 7.0 rebounds.

## Scouting the Spartans

The Buckeyes return to Value City Arena after playing three of the first four Big Ten Conference games on the road. Michigan State enters the game with the Buckeyes with a 12-6 overall record and a 4-1 record in league play. Freshman Miles Bridges leads the Spartans in both scoring (14.5 ppg.) and rebounding (8.0 rpg.). Fellow rookie Nick Ward contributes 13.7 ppg. and 6.7 rpg. Senior Eron Harris is the third in the lineup averaging double digits offensively with 12.4 ppg.

## Last Time vs. Michigan State

Big Ten player of the year Denzel Valentine scored 19 points and Eron Harris added 13 to help No. 2 Michigan State top Ohio State 81-54 in the Big Ten Tournament quarterfinals, March 11, 2016 in Indianapolis. It was the third game in 17 days between the two teams. JaQuan Lyle had 10 points to lead the Buckeyes. Valentine scored 10 points in an early 13-3 run, made a 3-pointer during an 8-0 run to start the second half and finished with nine rebounds and eight assists. The short-handed Buckeyes, without starters Keita Bates-Diop (mono) and Jae'Sean Tate (shoulder) just couldn't stay with the deeper Spartans. Michigan State jumped to a 17-7 lead in the first 6 1/2 minutes and still led 33-26 at halftime.

## Ohio State vs. The Big Ten

Ohio State is competing in its 105th season as a member of the Big Ten Conference in 2016-17. The Buckeyes own an overall record of 795-705 against current league members. Thad Matta, in 17 seasons as a head coach, owns an overall record of 170-82 vs. league members, including a mark of 166-79 while coaching the Buckeyes.

## OHIO STATE/MATTA VS. THE BIG TEN

	Overall	Matta (career)
Illinois	71 102	17 6
Indiana	77 104	12 10(1)
Iowa	73 76	13 7
Maryland	5 4	2 3(2)
Michigan	95 76	19 7
Michigan State	55 67	11 15
Minnesota	84 57	14 7
Nebraska	13 3	9 1
Northwestern	117 45	19 1
Penn State	33 14	21 2
Purdue	83 86	18 9(3)
Rutgers	3 1	3 0
Wisconsin	86 70	12 14(4)
<b>Totals</b>	<b>795 705</b>	<b>170 82</b>

- (1) 0-1 (Xavier, '03-04) vs. Indiana prior to taking over at Ohio State
- (2) 0-1 (Xavier, '02-03) vs. Maryland prior to taking over at Ohio State;
- 1-0 vs. Maryland at OSU prior to UMD joining Big Ten
- (3) 1-1 (Xavier, '01, '02) vs. Purdue prior to taking over at Ohio State
- (4) 2-0 vs. Wisconsin prior to taking over at Ohio State
- 1-0 while at Butler (2000-01), 1-0 while at Xavier (01-02)

## Duo Signs with Ohio State for 2017-18

Braxton Beverly, a 6-foot guard from Hazard, Ky., and Kaleb Wesson, a 6-foot-9-inch forward from Westerville, Ohio, will join the Buckeyes for the 2017-18 campaign.

### Braxton Beverly

**6-0, 180, Guard**  
Hazard, Ky.

### Perry County Central High School & Hargrave Military Academy

- Co-captain of Hargrave Academy's national title team that finished last year 47-1
- Averaged 20.1 points, 6.4 assists and 2.2 steals in his first season at Hargrave
- Teammates at Hargrave with current Buckeye Derek Funderburk
- Was a 2,000-point scorer at Perry County Central High School, first lettering in the seventh grade

### Kaleb Wesson

**6-9, 280, Forward**  
Westerville, Ohio

### Westerville South High School

- Helped lead Westerville South to a Division I state championship in 2016
- Has tallied 723 points, 518 rebounds, 99 assists, and 166 blocked shots during his high school career after averaging 14.9 points, 9.5 rebounds and 3.0 blocks per game as a junior
- First team All-Ohio Capital Conference (Cardinal) in 2015 and 2016
- All-Ohio honorable mention in 2015
- Participated in 2015-16 USA U-17 World Championship team training camp and was named to the 2015-16 USA Men's Junior National Team
- Brother, Andre, is a freshman on the Buckeye basketball team while father, Keith, played at Ohio State from 1983-87

## Matta Streak vs. Non-Conference Foes

Thad Matta has directed Ohio State to at least 10 wins during non-conference play in 12 of his 13 full seasons in Columbus. Matta is 164-35 vs. non-conference competition at Ohio State and 166-79 vs. Big Ten foes (regular season and Big Ten tournament games) for an overall record of 330-115. In 17 seasons as a head coach (1 at Butler, 3 at Xavier and 13 at Ohio State) Matta is 170-81 vs. the current roster of Big Ten teams. He has winning records vs. 10-of-13 league opponents: ILL (17-6), IND (12-10), IOWA (13-7), MICH (19-7), MINN (14-7), NW (19-1), PSU (21-2), PUR (18-9), NEB (9-1) and RUT (3-0). He is four games under .500 vs. Michigan State (11-15) and is one under vs. Wisconsin (12-14) and Maryland (2-3).

## 2016-17 Quick Facts

Location	Columbus, Ohio (pop. 2.0m)
Founded	1870
Enrollment	58,322 (Columbus), 64,868 (All campuses)
Nickname	Buckeyes
Colors	Scarlet (PMS 200) and Gray (PMS 429)
Mascot	Brutus Buckeye
President	Dr. Michael Drake (Stanford)
Athletics Director	Eugene Smith (Notre Dame, '77)
Faculty Rep.	John E. Davidson (University of the South, '82)
Conference	Big Ten

### BASKETBALL HISTORY

First Year	1898
All-Time Record	1,636-1,061 (117 seasons)*
NCAA Appearances	27 (1939-44-45-46-50-60-61-62-68-71-80-82-83-85-87-90-91-92-06-07-09-10-11-12-13-14-15)
NCAA Record	49-26
National Championships	1 (1960)
National Runners-up	4 (1939-61-62-07)
NCAA Final Fours	10 (1939-44-45-46-60-61-62-68-07-12)
NCAA Elite Eights	14 (1939-44-45-46-50-60-61-62-68-71-92-07-12-13)
NCAA Sweet 16s	14 (1960-61-62-68-71-80-83-91-92-07-10-11-12-13)
NIT Appearances	9 (1979-84-86-88-89-93-03-08-16)
NIT Record	19-8
NIT Championships	2 (1986, 2008)
NIT Runners-up	1 (1988)
All-Time Big Ten Reg. Season Rcd.	771-693 (105 seasons)*
Big Ten Championships (reg. season)	20 (1925-33-39-44-46-50-60-61-62-63-64-68-71-91-92-06-07-10-11-12)
Outright Big Ten Titles	13 (1925-39-44-46-50-60-61-62-71-92-06-07-11)
Big Ten Tourney Title Game Appearances/Titles	8/4 (2003-06-07-09-10-11-12-13/2007-10-11-13)
Big Ten Tournament Record	26-12
Home Court	Value City Arena (19,049/18,809-students present)
Year Opened/1st Game	1998-99/Oakland (11/13/98), W 89-61
VCA Home Record	231-40 (19 years)*

### 2015-16 INFORMATION

Overall Record	24-11
Big Ten Record/Place	11-7/6th
Letterwinners Returning/Lost	8/3
Starters Returning/Lost	5/0

### TEAM FACTS

Head Coach	Thad Matta (Butler, 1990)
Record at Ohio State (Yrs.)	330-115 (13 yrs.)
Career Record (Yrs.)	432-146 (17 yrs.)
Big Ten Regular Season Record	143-71 (13 yrs.)
Big Ten Championships	5 (2006-07-10(t)-11-12(t))
Big Ten Tournament Titles/Rec	4 (2007-10-11-13)/22-7
NCAA Tournaments	13 (2001-02-03-04-06-07-09-10-11-12-13-14-15)
NCAA Final Fours	2 (2007-12)
NCAA Tournament Rcd/OSU NCAA Rcd.	25-13/18-9
NIT Appearances/Record	2 (2008-16)/6-1
Assoc. Head Coach	Dave Dickerson (7th yr./Maryland, 1990)
Assistant Coaches	Chris Jent (3rd yr./Ohio State, 2006), Greg Paulus (4th yr./Duke, 2009)
Dir. of Basketball Operations	David Egelhoff (11th yr./Ohio State, 2001)
Dir. of Recruiting/Player Development	Alan Major
Video Coordinator	Kyle Davis
Athletic Trainer	Vince O'Brien
Head OSU Athletics Physician	Dr. James Borchers
Team Physician	Dr. Grant Jones
Strength/Conditioning	Dave Richardson
Equipment Manager	Eric Buchanan

### OHIO STATE ATHLETICS COMMUNICATIONS

Associate Athletics Director, Communications (MBK contact):	Dan Wallenberg
E-mail:	wallenberg.1@osu.edu
Office / Cell:	614-292-6861 / 614-266-4306
Twitter:	@OSUADAthComm
Secondary Contact/E-mail	Brett Rybak/rybak.13@osu.edu
Office/Cell/Twitter	614-292-1112/440-840-4962 @BrettRybak
Twitter:	@BrettRybak

\*113 games (82-31) vacated by the NCAA between 1998-99 and 2001-02, including 56 Big Ten games (41-15) and 56 games at VCA (49-7).

## 2016-17 ASSOCIATED PRESS POLL

(Jan. 9)

Rk	Team (No. 1 votes)	Rcd.	Points
1	Baylor (55)	15-0	1,608
2	Kansas (8)	14-1	1,517
3	Villanova (1)	15-1	1,499
4	UCLA (1)	16-1	1,433
5	Gonzaga	15-0	1,366
6	Kentucky	13-2	1,327
7	Duke	14-2	1,173
8	Creighton	15-1	1,111
9	Florida State	15-1	1,071
10	West Virginia	13-2	972
11	North Carolina	14-3	902
12	Butler	14-2	880
13	Oregon	15-2	869
14	Louisville	13-3	744
15	Xavier	13-2	651
16	Arizona	15-2	634
17	Purdue	14-3	584
18	Wisconsin	13-3	581
19	Virginia	12-3	580
20	Notre Dame	14-2	468
21	Saint Mary's	14-1	377
22	Cincinnati	13-2	256
23	Florida	12-3	252
24	Minnesota	15-2	167
25	USC	15-2	20
	Kansas State	13-2	20

Others receiving votes: Seton Hall 11, South Carolina 7, Iowa State 7, Indiana 6, Virginia Tech 6, Maryland 5, SMU 5, Clemson 4, UNC Wilmington 3, VCU 3, Wichita St 2, Dayton 2, Nevada 2

2016-17 Opponents in *Italic*

## 2016-17 ESPN/USA TODAY POLL

(Jan. 9)

Rk	Team (No. 1 votes)	Rcd.	Points
1	Baylor (22)	15-0	783
2	Kansas (9)	14-1	756
3	Villanova (1)	15-1	727
4	UCLA	16-1	691
5	Gonzaga	15-0	690
6	Kentucky	13-2	651
7	Duke	14-2	557
8	Creighton	15-1	517
9	West Virginia	13-2	484
10	Florida State	15-1	472
11	Oregon	15-2	421
12	North Carolina	14-3	408
13	Butler	14-2	395
14	Xavier	13-2	373
15	Louisville	13-3	372
16	Arizona	15-2	332
17	Wisconsin	13-3	311
18	Virginia	12-3	308
19	Purdue	14-3	254
20	Notre Dame	14-2	228
21	Saint Mary's	14-1	220
22	Cincinnati	13-2	145
23	Florida	12-3	123
24	Minnesota	15-2	46
25	USC	15-2	30

Others receiving votes: South Carolina 18, Kansas State 15, Indiana 15, UNC Wilmington 12, New Mexico State 10, California 7, Virginia Tech 5, SMU 4, Maryland 4, Clemson 4, Seton Hall 3, Wichita St 2, Iowa State 2, Northwestern 2, Dayton 1, Miami 1, Oakland 1

Yr.	Non-Conf.		Big Ten		Overall	
	W	L	W	L	W	L
2005	11	3	9	9	20	12
2006	12	1	14	5	26	6
2007	17	3	18	1	35	4
2008	14	4	10	9	24	13
2009	10	2	12	9	22	11
2010	12	4	17	4	29	8
2011	15	1	19	2	34	3
2012	16	2	15	6	31	8
2013	13	3	16	5	29	8
2014	13	1	12	9	25	10
2015	12	3	12	8	24	11
2016	9	6	12	8	21	14
2017	10	3	0	4	10	7
<b>Totals</b>	<b>164</b>	<b>36</b>	<b>166</b>	<b>79</b>	<b>330</b>	<b>115</b>

### Matta Climbing All-Time Big Ten Wins Chart

Thad Matta has 143 career regular-season wins in Big Ten Conference play to rank No. 13 (t) all-time in Big Ten history. Harold "Bud" Foster (WIS/1935-59) is tied with Matta at No. 13 with 143 career victories in Big Ten regular-season play. Ohio State's Harold Olsen (1923-46) holds down the No. 12 spots with 154 all-time league wins.

### Rookie Starters in Matta Era

Thad Matta has started seven freshmen in their first game at Ohio State during his tenure (2005-present). Four of those rookies did so from 2005-06 to 2006-07. Rookie Micah Potter, a freshman center from Mentor, Ohio, started his first game as a Buckeye at Navy Nov. 14. The two most recent freshman starters were Jared Sullinger at center in 2010-11 and rookie guard D'Angelo Russell in 2014-15. David Lighty and Mike Conley Jr. were the first freshmen starters in the Matta era in 2006. Jon Diebler and Kosta Koufos got the starting nod in 2007-08.

### Ohio State Opponents Highly Ranked

Thad Matta's Buckeyes have faced the third-most ranked (*AP*) opponents nationally (122) since he became head coach at Ohio State in 2005. The 2016-17 season will be no different. Five Ohio State opponents are currently ranked among the Top 25 in the *Associated Press* poll. No. 19 Virginia and No. 4 UCLA along with Big Ten Conference foes Wisconsin (18), Minnesota (24), and Purdue (17) are ranked opponents on Ohio State's 2016-17 schedule. The Buckeyes play a total of seven games vs. opponents currently ranked in the *AP* poll.

### Noting the Wisconsin Game

- Ohio State leads the all-time series with the Badgers, 86-70.
- The Buckeyes have held all 17 opponents this season to shooting under 50 percent, the Badgers made 49.5 percent of their field goals.
- The Buckeyes were 19-of-23 from the free-throw line, good for 82.9 percent. Their season high was 85 percent from the free throw line when they played Purdue Jan. 6.
- Thad Matta-coached teams are now 12-14 overall against Wisconsin.
- Matta-coached teams own a record of 166-78 against Big Ten teams.
- JaQuan Lyle went for 13 points and two assists on the night
- Trevor Thompson had 11 points, his 11th double-figure scoring effort of the season, while hauling in nine rebounds and blocking four shots.
- Jae'Sean Tate scored 10 points, and added five rebounds, two assists and two steals in the contest.
- He has now scored in double figures in 14 of 15 games this season.

- Kam Williams tallied his 10th double-figure scoring game of the season.

### Tate on Erving Watch List

Junior forward Jae'Sean Tate is one of 20 players nationally to earn a spot on the 2017 Julius Erving Small Forward of the Year Award preseason watch list, the Naismith Memorial Basketball Hall of Fame announced Oct. 19. Tate is among the Buckeyes' Top six returning scorers from last season at 11.7 points per game. He is tied with classmate Keita Bates-Diop as the top returning rebounder as well with 6.4 boards a contest. After sustaining a shoulder injury late in the 2015-16 campaign, Tate missed the final seven games to concentrate in rehabilitation. He is practicing without limitations as the Buckeyes prepare for the open of the 2016-17 season.

### Matta Among Top 50 Active Coaches in Wins

Among active NCAA Division I coaches entering this season, Thad Matta ranked No. 43 in total wins in 16 years as a head coach. His 422 career victories entering 2016-17 are just behind Gregg Marshall of Wichita State with 424. Matta has coached the fewest number of seasons among the Top 50 coaches by wins in the country. Mark Few is the next closest with 17 full seasons and 466 career wins at Gonzaga. He is ranked No. 34 among active coaches in victories entering the 2016-17 season. Matta entered 2016-17 with a career win percentage of .752 (422-139). Among active Division I coaches, that win percentage ranks No. 7 nationally. Among all-time NCAA Division I coaches, Matta ranks No. 20 by win percentage at .752 (422-139).

### Buckeyes to Play in 2017 PK80 Event in Portland

Ohio State has been selected to play in the PK80-Phil Knight Invitational Nov. 23-26, 2017 in Portland, Oregon. The event honors Nike founder Phil Knight, who will turn 80 years old next year. Sixteen Nike schools will participate in the event. The participating schools are: Arkansas, Butler, Connecticut, Duke, Florida, Georgetown, Gonzaga, Michigan State, North Carolina, Ohio State, Oklahoma, Oregon, Portland, Portland State, Stanford and Texas. Two eight-team events -- consisting of three games per team -- will run simultaneously in the two buildings (the Rose Quarter's Moda Center and Veterans Memorial Coliseum) with the crowning of two bracket champions. All games from Portland will be televised on ESPN networks.

### Non-Conference Schedule Helps Set Up Buckeyes for Big Ten Conference Play

In addition to playing at No. 6 Virginia in the Big Ten/ACC Challenge (L, 63-61 Nov. 30) and vs. UCLA Dec. 17 in Las Vegas in the 2016 CBS Sports Classic (L, 86-73), Ohio State also played host to Connecticut (W, 64-60, Dec. 10) and Providence (W, 72-67, Nov. 17) in the 2016 Gavitt Tipoff Games. The Buckeyes travelled to open the season to play in the Veterans Classic at Navy (W, 78-68, Nov. 11).

### Matta Owns 11 Wins vs. Top 5 Foes at OSU

Over Thad Matta's tenure in Columbus (2005-present), the Buckeyes have defeated 11 opponents ranked among the Top 5 in the weekly *Associated Press* Poll. The most recent win was a 74-67 win over No. 4 Kentucky at the Barclays Center in Brooklyn, New York, Dec. 19, 2015. That game marked the second time an unranked Matta team knocked off a Top 5 foe. The other was his first win over a Top 5 foe while coaching the Buckeyes, a 65-64 win over No. 1 and previously undefeated Illinois March 6, 2005 in the regular season finale for both teams in Columbus. Matta's Buckeyes have knocked off the nation's No. 1 team twice, No. 2 three times, No. 3 twice, No. 4 twice and No. 5 twice. Ohio State has four home wins vs. Top 5 in the Matta era, two true road wins and five neutral site victories.

### Matta's 11 wins vs. Top 5 Opponents

Date	Opponent	AP Rank	Score	OSU-Opp
3/6/05	Illinois	No. 1	.....	65-64
2/25/07	Wisconsin	No. 1	.....	49(2)-48
3/11/07	(1) Wisconsin	No. 3	.....	66(1)-49
3/24/07	(2) vs. Memphis	No. 5	.....	92(1)-76
11/29/12	(3) Duke	No. 3	.....	85(2)-63
3/4/12	@Michigan St.	No. 5	.....	72(10)-70
3/24/12	(4) vs. Syracuse	No. 2	.....	77(7)-70
1/13/13	Michigan	No. 2	.....	56(15)-53
2/24/13	Michigan St.	No. 4	.....	68(18)-60
3/5/13	@Indiana	No. 2	.....	67(14)-58
12/19/15	(5) vs. Kentucky	No. 4	.....	74-67

- (1)-Big Ten Tournament, United Center, Chicago
- (2)-NCAA South Regional Finals, Alamo Dome San Antonio
- (3)-Big Ten/ACC Challenge, Value City Arena, Columbus
- (4)-NCAA East Regional Finals, TD Garden, Boston
- (5)-CBSSports Classic, Barclays Center, Brooklyn, New York

### Matta Reaches Career, Ohio State History

Thad Matta has made a habit of achieving records and milestones over his coaching career, which spans 17 years. After a season at Butler, three at Xavier and the last 13 in Columbus, Matta coached his 500th career game as a head coach Dec. 13 vs. Morehead State. As an Ohio State head coach, the 13th in the history of the program, Matta set the all-time wins record, surpassing Fred Taylor's 297 career victories over 18 seasons from 1959-1976, with a 79-73 win vs. Minnesota March 12, 2015 in Chicago. The Minnesota victory also gave him his 400th career win (432-146). Matta teams have never failed to win at least 20 games. His Ohio State teams have averaged 26.7 victories over his 12 full years in Columbus. He coached in his 400th career game (330-115) at Ohio State when the Buckeyes defeated VMI Dec. 5, 2016 (89-62).

### Matta's Career Game Milestone

100th Game	11/25/03 L at Ball State, 63-75, 3rd year at Xavier
200th Game	11/28/05 W vs. Virginia Tech, 69-58, 2nd year at OSU
300th Game	2/28/09 L at Purdue, 50-75, 5th year at OSU
400th Game	1/21/12 W at Nebraska, 79-45, 8th year at OSU
500th Game	12/13/14 W vs. Morehead St., 87-71, 11th year at OSU

### Ohio State All-Time Record Setting Wins

Win 297	3/4/15 at Penn State (77-67), tied Fred Taylor for OSU career wins record, 11th year at OSU
Win 298	3/12/15 vs. Minnesota (79-73), sets Ohio State record for career wins, 11th year at OSU

### Career Record Per 100 Games

100 Game Rcd	79-21 (.790)	2nd 100 gms.	72-28 (.720)
200 Game Rcd.	151-49 (.755)	3rd 100 gms.	74-26 (.740)
300 Game Rcd.	225-75 (.750)	4th 100 gms.	84-16 (.840)
400 Game Rcd.	309-91 (.773)	5th 100 gms.	76-24 (.760)
500 Game Rcd.	385-115 (.770)	6th 100 gms.	47-31 (.603)
<b>Career Record</b>	<b>432-146 (.747)</b>		

### Career Win Milestones

100th Win, 80-70 vs. Louisville (3/18/04), TD Waterhouse Centre, Orlando, Fla., 3rd year at Xavier
200th Win, 65-47 at Northwestern (2/13/2008), Welsh Ryan Arena Evanston, Ill., 4th year at Ohio State
300th Win, 64(2)-35 vs. Texas-Pan American (12/3/2012), Value City Arena, Columbus, Ohio, 8th year at Ohio State
400th Win, 79-73 vs. Minnesota (3/12/15), United Center, Chicago 11th year at Ohio State

### Ohio State Career Win Milestones

100th Win at OSU, 63-54(17) vs. Michigan State (3/9/08), Value City Arena, Columbus, Ohio
200th Win at OSU, 74(2)-66 at South Carolina (12/17/11), Colonial Life Arena, Columbia, S.C.
300th Win at OSU, 76-54 vs. Mount St. Mary's (11/15/15), Value City Arena, Columbus, Ohio
100th Win Big Ten Regular Season, W 74-64 vs. Purdue (1/8/13) Mackey Arena, West Lafayette, Ind.

### Ohio State Career Game Milestones

100th Game at OSU, W 85(1)-84(25) vs. Tennessee (3/22/07), Alamodome, San Antonio, Texas, 3rd year at Ohio State
200th Game at OSU, L 57(9)-60(4) vs. Purdue (2/17/10), Value City Arena, Columbus, Ohio, 6th Year at Ohio State
300th Game at OSU, L 74(11)-55(8) at Illinois (1/5/13) State Farm Center, Champaign, Illinois, 9th year at Ohio State
400th Game at OSU, W 89-62 vs. VMI (12/5/15) Value City Arena, Columbus, Ohio, 12th year at Ohio State
100th Game in Big Ten Regular Season, W 75-67 vs. PSU (2/24/10) Bryce Jordan Center, State College, Pa., 6th year at Ohio State
200th Game in Big Ten Regular Season, W 66-46 vs. PSU (1/25/16) Value City Arena, Columbus, Ohio, 12th year at Ohio State

### Ohio State Career Coaching Records (10 or more years)

Thad Matta	2005-	13	330-115 (.742)
Fred Taylor	1959-76	18	297-158 (.653)
Harold G. Olsen	1923-46	24	259-197 (.568)
Eldon Miller	1977-86	10	174-120 (.592)

### Buckeye Bullets

- Junior Jae'Sean Tate had sophomore season-ending surgery Feb. 26, 2016 on his left shoulder ... he recorded seven steals vs. Mercer (12/22/15), tied for the second-most thefts in a single game in Ohio State history ... he set a career-high with 22 points vs. Nebraska (2/26/15) and matched that total at Rutgers (2/13/16) ... has eight 20-point games to his credit, five in Big Ten Conference play and in the 2015-16 opener vs. Mount St. Mary's (21 pts.), vs. N.C. Central (21) Nov. 14 and most recently with 20 vs. Marshall (11/25/16).
- Tate finished his rookie season in the No. 4 spot among freshmen in Ohio State history in season field goal shooting percentage at 58.9 pct. (126-214). His father, Jermaine Tate, is No. 5 at 56.9 pct. (115-202). Jermaine played his freshman season at Ohio State in 1996.
- Ohio State is 56-52 in Big Ten road games since Thad Matta took over the program at the start of the 2004-05 campaign. Only Wisconsin (61-45) and Michigan State (58-48) have been more successful away from home in the last 13 years.
- This year, Ohio State will plays eight conference teams just once. The Buckeyes travel to Illinois, Iowa, Michigan and Penn State. Ohio State hosts Indiana, Northwestern, Purdue and Rutgers. The Buckeyes face Maryland, Michigan State, Minne-

## 2016-17 BENCH POINTS

	OSU	OPP
Navy	38	22
North Carolina Central	18	17
Providence	21	5
Western Carolina	16	12
Jackson State	24	7
Marshall	30	19
Virginia	19	22
Fairleigh Dickinson	14	13
Florida Atlantic	30	26
Connecticut	23	18
UCLA	19	24
Youngstown State	27	16
UNC Asheville	11	16
Illinois	9	25
Purdue	15	12
Minnesota	8	20
Wisconsin	15	31
Michigan State		
Nebraska		
Northwestern		
Minnesota		
Iowa		
Maryland		
Michigan		
Rutgers		
Maryland		
Michigan State		
Nebraska		
Wisconsin		
Penn State		
Indiana		
<b>Totals</b>	<b>337</b>	<b>305</b>

sota, Nebraska and Wisconsin both home and away.

● As Ohio State head coach, Matta recorded his 166th win vs. Big Ten opponents with the 79-75 win vs. Penn State at the Big Ten Tournament (3/10/16) in Indianapolis ... he has 170 career wins vs. Big Ten foes over his 17-year head coaching career.

### Milestones

**Marc Loving:** Reached 1,000 points for his Ohio State career after a 20-point effort vs. Marshall (11/25/16) ... became the 53rd Buckeye and 12th in the Thad Matta era to reach 1,000 career points ... knocked down several huge buckets, including the game winner, in overtime win at Minnesota (1/6/15) ... a perfect 5-of-5 from 3-point range vs. Maryland (1/29/15) to tie a then-career high with 19 pts. ... set career-high offensively with 27 points vs. Illinois (1/3/16) ... scored 24 vs. Penn State (3/10/16) in a 2016 Big Ten Tournament game in Indianapolis ... 20 points with career best 14 rebounds in win vs. Marshall (11/25/16).

**Kam Williams:** After sitting out the 2013-14 season, Williams scored 12 points on 5-of-7 shooting from the field in his first game action as a Buckeye vs. UMass-Lowell (11/14/14) ... set a career-high with 23 points vs. High Point (12/10/14) and matched that total in the 2016-17 season opener at Navy (11/11/16) on 7-of-9 shooting and 5-of-6 accuracy from 3-point range (11/11/16) ... tallied 22 points in second game of 2015-16 season vs. Grambling (11/17/15) ... went for 21 points at Northwestern, making a career-high five 3-pointers in 65-56 win over the Wildcats (1/6/16) ... knocked down two clutch free throws late to secure win vs. Purdue (3/1/15) ... tied career high with five made 3s at Michigan State (3/5/16) ... first career start in win over Akron (3/15/16) in 2016 NIT. **Jae'Sean Tate:**

Led the Buckeyes with 21 points and added nine rebounds in win over Mount St. Mary's in 2015-16 season opener (11/15/15) ... led the Big Ten in field goal shooting percentage (118-201/.587) as a freshman. **Keita Bates-Diop:** Is out for the remainder of the 2016-17 season with a stress fracture in his left leg ... opened 2015-16 season with first career double-double (10p/10r) ... recorded a double-double in the season opener in 2016-17 at Navy with 14 points and 14 rebounds, which tied a career high (11/11/16) ... tallied a career-high 24 points in win vs. South Carolina State (12/27/15) ... went for 24 points with a career-best 14 rebounds for his fifth-career double-double at Rutgers (2/13/16) ... knocked down a pair of clutch 3-pointers in Ohio State's overtime win (75-72) over time VCU in the second round of the 2015 NCAA Tournament.

**Trevor Thompson:** Has eight career double-doubles to his credit, all as a Buckeye ... owns 23 double-figure games offensively at Ohio State ... set career high with 17 points vs. Connecticut (12/10/16) ... also set career mark with 17 rebounds vs. the Huskies.

### Matta Continues to Build Impressive Ohio State Resume

Thad Matta has accomplished a remarkable list of accomplishments in 13 years as head coach of the Buckeyes. Matta's teams have never failed to win 20 games, a record streak (12 seasons) in Ohio State history. In fact, Matta has never failed to reach the

20-win plateau in 16 years as a head coach. The Buckeyes finished 24-11 in 2014-15, advancing to their seventh-consecutive NCAA Tournament. Ohio State has reached 30 or more wins three times, all with Matta at the helm. Back-to-back seasons with 30 wins in 2010-11 (34) and 2011-12 (31) only trail the 35 wins recorded in 2006-07, the Ohio State record for single-season victories. In addition, Matta has five Big Ten regular-season titles, including three of the last six (2010-12), four Big Ten postseason tournament crowns in seven title game opportunities, nine NCAA Tournament appearances, including four-consecutive runs to the "Sweet 16," from 2010-13, a pair of Final Four trips (2007, 2012) and a title game appearance in 2007. Throw in a National Invitation Tournament title in 2009 and another appearance in 2016 and Matta has guided the Buckeyes to postseason play in 11-consecutive attempts and in every year in which Ohio State was eligible.

### MATTA YEAR-BY-YEAR AT OHIO STATE

Year	Record	Big Ten Rcd/Finish	Postseason
2004-05	20-12	8-8/6th	
2005-06	26-6	12-4/1st	NCAA Rd. 2
2006-07	35-4	15-1/1st	NCAA Title Game
2007-08	24-13	10-8/5th	NIT Title Game
2008-09	22-11	10-8/4th-T	NCAA Rd. 1
2009-10	29-8	14-4/1st-T	NCAA Sweet 16
2010-11	34-3	16-2/1st	NCAA Sweet 16
2011-12	31-8	13-5/1st-T	NCAA Final Four

### Buckeye Career Double-Doubles

#### Marc Loving (7 Career, 7-0 record)

Date	Opponent	Pt./Reb.	W/L	Score
11/15/15	Mt. St. Mary's	15/11	W	76-54
12/5/15	VMI	17/10	W	89-62
12/8/15	Air Force	18/10	W	74-50
1/28/16	at Illinois	11/10	W	68-63-ot
2/16/16	Michigan	13/10	W	76-66
3/15/16	Akron	18/13	W	72-63-ot
11/25/16	Marshall	20/14	W	111-70

#### Keita Bates-Diop (6 Career, 6-0 record)

Date	Opponent	Pt./Reb.	W/L	Score
11/15/15	Mt. St. Mary's	10/10	W	76-54
12/16/15	Northern Illinois	14/10	W	67-54
12/27/15	S. Carolina St.	24/10	W	73-57
1/28/16	at Illinois	15/12	W	68-63-ot
2/13/16	at Rutgers	24/14	W	79-69
11/11/16	at Navy	14/14	W	78-68

#### Jae'Sean Tate (8 Career, 6-2 record)

Date	Opponent	Pt./Reb.	W/L	Score
11/24/15	Louisiana Tech	10/12	L	74-82
12/16/15	Northern Illinois	17/10	W	67-54
1/21/16	at Purdue	17/10	L	75-64
2/13/16	at Rutgers	22/13	W	79-69
2/20/16	at Nebraska	15/12	W	65-62-ot
11/14/16	N.C. Central	21/10	W	69-63
11/21/16	W. Carolina	14/11	W	66-38
12/3/16	Fairleigh Dickinson	12/12	W	70-62

#### Trevor Thompson (8 Career, 7-1 record)

Date	Opponent	Pt./Reb.	W/L	Score
12/5/15	VMI	17/10	W	89-62
12/27/15	S. Carolina St.	10/10	W	73-57
1/6/16	at Northwestern	12/10	W	65-56
12/3/16	Fairleigh Dickinson	13/10	W	70-62
12/10/16	Connecticut	17/17	W	64-60
12/20/16	Youngstown St.	11/15	W	77-40
12/22/16	UNC Asheville	14/10	W	79-77
1/8/17	at Minnesota	15/15	L	68-78

#### JaQuan Lyle (5 Career, 4-1 record)

Date	Opponent	Pt./Reb.	W/L	Score
1/13/16	Rutgers	16/12/11a	W	94-68
3/10/16	vs. Penn State	22/10	W	79-75
3/15/16	Akron	18/14	W	72-63-ot
3/20/16	Florida	19/11	L	66-74
11/23/16	Jackson State	10/11a	W	78-47

#### Micah Potter (1 Career, 1-0 record)

Date	Opponent	Pt./Reb.	W/L	Score
11/25/16	Marshall	12/12	W	111-70

### WINS FOLLOW BUCKEYE DOUBLE-DOUBLES

Ohio State has had a player record a double-double (10+ points, rebounds, assists, steals or blocks) in 884 games. The Buckeyes are 617-267 in those contests (.698). Trevor Thompson (15/15) is the last to record a double-double at Minnesota (1/8/17).

#### Ohio State Team Double-Double Records

Games with	W	L	OSU W%	Total
1 or more	617	267	.698	884
2 or more	142	51	.736	193

### THAD MATTA COACHING TREE

Since becoming a head coach 16 seasons ago at Butler (2001), assistant coaches who have worked for Thad Matta during stints at Butler, Xavier and Ohio State have gone on to become successful head coaches. Matta is 15-6 in games coached against his former assistant coaches.

#### Former Matta Assistant Coaches

##### Matta's record vs.

Todd Lickliter (Iowa 5-1, Butler 1-0)  
Brad Stevens (Butler 1-2, Boston Celtics)  
John Groce (Illinois 6-1, Ohio Univ.)  
Sean Miller (Arizona 1-1, Xavier 1-0)  
Archie Miller (Dayton, 0-1)

## Matta, Buckeyes Face the Best

Since Thad Matta took over the Ohio State program the Buckeyes have competed against 124 opponents ranked in the *Associated Press* Top 25, the third-most games against ranked foes in all of NCAA Division I men's basketball. The Buckeyes are 54-70 in those games with a winning percentage of .435. That win total ranks No. 11 nationally for victories vs. ranked opponents since 2004-05. In the last 11 seasons (2007-17), Matta has guided the Buckeyes to 284 victories, the sixth-most wins during that span among all Division I schools.

### Division 1 Wins Since 2007 (as of 1/13/17)

Rk.	Team	W	L	W Pct.
1	Kansas	328	60	.845
2	North Carolina	305	88	.776
3	Duke	304	73	.806
4	Gonzaga	294	70	.808
5	Kentucky	293	88	.769
6	Louisville	287	89	.763
7	<b>Ohio State</b>	<b>284</b>	<b>97</b>	<b>.745</b>

### Division 1 Home Wins Since 2005

Rk.	Team	W	L	W Pct.
1	<b>Ohio State</b>	<b>212</b>	<b>27</b>	<b>.887</b>
2	Memphis	211	35	.858
3	Kansas	209	10	.954
4	Louisville	204	32	.864
5	Syracuse	201	40	.834

### Games vs. Top 25 Opponents (2005-17)

Rk.	Team	Gms.	W	L	W Pct.
1	Michigan St.	132	66	66	.500
2	West Virginia	131	51	80	.389
3	<b>Ohio State</b>	<b>124</b>	<b>54</b>	<b>70</b>	<b>.435</b>
4	Syracuse	120	61	59	.508
5	Texas	119	45	74	.378
6	Wisconsin	119	61	58	.513

### Wins vs. Top 25 Opponents (2005-17)

Rk.	Team	Gms.	W	L	W Pct.
1	Kansas	111	75	36	.676
2	Duke	113	73	40	.646
3	Michigan St.	132	66	66	.500
4	North Carolina	115	65	50	.565
5	Connecticut	112	61	51	.545
	Syracuse	120	61	59	.508
	Wisconsin	117	61	58	.513
8	Louisville	114	58	59	.496
9	Kentucky	104	57	47	.548
	Villanova	109	57	55	.505
11	<b>Ohio State</b>	<b>123</b>	<b>54</b>	<b>70</b>	<b>.435</b>

### National Home Wins Records Since ...

Rk.	Since	Yrs	Gms.	W	L	W Pct.
1st	2005	12	228	203	25	0.890
1st	2006	11	211	188	23	0.891
1st	2007	10	194	172	22	0.887
2nd	2008	9	175	153	22	0.874
1st	2009	8	155	136	19	0.877
1st	2010	7	137	121	16	0.883
1st	2011	6	119	104	15	0.874
2nd	2012	5	99	84	15	0.848
3rd	2013	4	79	66	13	0.835
3rd	2014	3	61	50	11	0.820
6th	2015	2	41	33	8	0.805

Source: Stats, Inc.

2012-13	29-8	13-5/2nd-T	NCAA Elite Eight
2013-14	25-10	10-8/5th	NCAA Rd. 2
2014-15	24-11	11-7/6th	NCAA Rd. 3
2015-16	21-14	11-7/7th	NIT Rd. 2
2016-17	10-6	0-4	
<b>Totals</b>	<b>330-115</b>	<b>143-71</b>	<b>9 NCAA</b>

## Ohio State vs. The Ranked

The Buckeyes have an all-time record of 162-257 (0-4 in 2016-17) vs. ranked opponents in the *Associated Press* Top 25. That includes a mark of 68-131 vs. Top 10 foes. As a ranked team, Ohio State is 493-142 all-time. In games when both teams enter with a Top 25 ranking, Ohio State is 75-73. When ranked among the Top 10 nationally, Ohio State is 336-75.

### All-Time (2016-17)

Ohio State in Top 25	493-142 (0-0)
Ohio State in Top 10	336-75 (0-0)
Ohio State vs. Top 25	162-257 (0-4)
Ohio State vs. Top 10	68-131 (0-2)
Ohio State as No. 1 (AP)	72-6 (0-0)
Ohio State as No. 1 (ESPN)	24-4 (0-0)
Both Teams Ranked in Top 25	75-73 (0-0)
OSU vs. teams ranked No. 2	9-18 (0-1)
OSU vs. teams ranked No. 6	2-17 (0-1)
OSU vs. teams ranked No. 18	13-5 (0-1)
OSU vs. teams ranked No. 20	6-13 (0-1)

## Matta's Big Ten Tenure

Thad Matta took over the head coaching duties at Ohio State in July of 2004. His 13 years in Columbus have been a successful stint, both nationally and in the Big Ten Conference.

**Matta vs. the Big Ten:** Matta's Buckeyes have played in the second most games (445) with more victories (330) than any other Big Ten program in the last 13 years. Michigan State is next in victories (329) and is the leader in total games (450).

**Matta in the B1G Regular Season:** The Buckeyes have won 143 Big Ten regular-season games, with 11-consecutive years winning at least 10 conference games. The Buckeyes have won 77 percent of league games decided by 10 or more points (83-26) in the Matta era. In games decided by less than 10 points, Ohio State is 60-45 (.571).

**B1G Titles in the Matta Era:** Ohio State has more overall conference titles (9) than any other league school over the last 12 years. Five of those are regular-season titles while four are conference tournament crowns. Michigan State is the next closest with six titles, three in the regular season and three conference tournament titles.

## Defending the 3 in Matta Era

Over the 13 years with Thad Matta as the head coach in Columbus, Ohio State is 99-23 (.811) when holding opponents to less than five made 3s. When foes make between 5-9 from distance, Ohio State is 182-69 (.725) and when opponents make 10 or more, the Buckeyes are 50-23 (.685). Ohio State is 262-80 (.766) when making at least five 3-pointers, 66-12 when making 10 or more (.846) and 68-35 (.660) when connecting on four or fewer.

## Matta Perfect at Home vs. Big Ten Rookies

Since joining the Big Ten in 2004-05, Thad Matta has taken on 16 Big Ten rookie coaches. Matta is 22-6 overall in games vs. the league newcomers, including a 15-0 record at Value City Arena in

## Ohio State at Value City Arena

	vs. Non-Conf.	vs. Big Ten	Total
*-1998-99	0-0	1-0	1-0
*-1999-2000	6-0	2-1	8-1
*-2000-01	0-0	0-0	0-0
*-2001-02	0-0	0-0	0-0
2002-03	7-1	4-4	11-5
2003-04	5-2	3-5	8-7
2004-05	8-0	6-2	14-2
2005-06	9-0	7-1	16-1
2006-07	9-0	8-0	17-0
2007-08	8-1	7-2	15-3
2008-09	7-1	7-2	14-3
2009-10	9-0	8-1	17-1
2010-11	10-0	9-0	19-0
2011-12	10-0	7-2	17-2
2012-13	8-1	8-1	16-2
2013-14	11-0	6-3	17-3
2014-15	10-0	7-2	17-2
2015-16	8-4	7-2	15-6
2016-17	9-1	0-1	9-2
<b>Totals</b>	<b>134-11</b>	<b>97-29</b>	<b>231-40</b>
	<b>(.924)</b>	<b>(.770)</b>	<b>(.852)</b>

\*-Records reflect NCAA vacated games from 1998-99 through 2001-02

## OSU vs. the Big Ten ..... at VCA ..... Overall

*Illinois	10-2	71-102
Indiana	8-3	77-104
*Iowa	8-5	73-76
Maryland%	2-1	5-4
*Michigan	12-2	95-76
Michigan State	5-6	55-67
Minnesota	9-1	84-57
Nebraska	4-0	13-3
Northwestern	12-0	117-45
*Penn State	11-1	33-14
Purdue	10-2	83-86
Rutgers	1-0	3-1
Wisconsin	6-6	86-70
<b>Totals</b>	<b>98-28</b>	<b>795-705</b>

\* Does not play at VCA in 2016-17

%Maryland played at VCA once as an ACC member

## Matta Year-by-Year in the Big Ten

	Home	Away	Total	
2004-05	6-2	2-6	8-8	6th
2005-06	7-1	5-3	12-4	1st
2006-07	8-0	7-1	15-1	1st
2007-08	7-2	3-6	10-8	5th
2008-09	7-2	3-6	10-8	4th-t
2009-10	8-1	6-3	14-4	1st-t
2010-11	9-0	7-2	16-2	1st
2011-12	7-2	6-3	13-5	1st-t
2012-13	8-1	5-4	13-5	2nd-t
2013-14	6-3	4-5	10-8	5th
2014-15	7-2	4-5	11-7	6th
2015-16	7-2	4-5	11-7	7th
2016-17	0-1	0-2	0-3	
<b>Totals</b>	<b>87-19</b>	<b>56-51</b>	<b>143-70</b>	
	<b>(.821)</b>	<b>(.523)</b>	<b>(.671)</b>	

Columbus. Big Ten newcomer Steve Pikiell will make his debut as the head coach of Rutgers this season. The Scarlet Knights travel to Columbus for a Feb. 8 game vs. the Buckeyes at Value City Arena. Greg Gard of Wisconsin, who took over the Badger program midseason in 2015-16, will make his first appearance at Value City Arena this year as the Wisconsin head coach.

Opponent	1st yr in B1G	Matta Rcd.	Home Rcd.
Matt Painter, PU	2005-06	2-0	1-0
Kelvin Sampson, IND	2006-07	1-0	1-0
Todd Lickliter, IOWA	2007-08	2-1	1-0
John Beilien, MICH	2007-08	1-1	1-0

## Ohio State Players Among National Leaders

### Matta Era (2005-16)

#### Career Games Played

NCAA	Name	Total (B1G Rk)
No. 1	David Lighty (2007-11)	157 (1)
No. 10	Aaron Craft (2011-14)	148 (2-t)
No. 18-t	Sam Thompson (2012-15)	146 (4)
No. 23-t	William Buford (2009-12)	145 (5t)

#### Wins

No. 3	David Lighty (2001-11)	129 (1)
-------	------------------------	---------

#### Games Started

No. 15-t	William Buford (2009-12)	137
----------	--------------------------	-----

#### Career Minutes Played

No. 9	Aaron Craft (2011-14)	4,819 (1)
No. 14	William Buford (2009-12)	4,726 (4)
No. 20	Jon Diebler (2008-11)	4,687 (5)

#### 3-Point Field Goals Made

No. 15	Jon Diebler (2008-11)	374 (1)
--------	-----------------------	---------

#### Assists

No. 19	Aaron Craft (2011-14)	694 (2)
--------	-----------------------	---------

#### Steals

No. 3	Aaron Craft (2011-14)	337 (1)
-------	-----------------------	---------

## Ohio State Players Among Big Ten Leaders

### Matta Era (2005-16)

#### Career Games Played

B1G	Name	Total
No. 1	David Lighty (2007-11)	157
2-t	Aaron Craft (2011-14)	148
4	Sam Thompson (2012-15)	146
5	Jon Diebler (2008-11)	144

#### Wins

B1G	Name	Total
No. 1	David Lighty (2007-11)	129
2	Aaron Craft (2011-14)	119
4	William Buford (2009-12)	115

#### Minutes

B1G	Name	Total
1	Aaron Craft (2011-14)	4,819
4	William Buford (2009-12)	4,726
5	Jon Diebler (2008-11)	4,687

#### Field Goals Made

B1G	Name	Total
2	William Buford (2009-12)	744

#### Field Goals Attempted

B1G	Name	Total
3	William Buford (2009-12)	1,689

#### 3-Point Field Goals Made

B1G	Name	Total
1	Jon Diebler (2008-11)	374

#### 3-Point Field Goals Attempted

B1G	Name	Total
2	Jon Diebler (2008-11)	900

#### Assists

B1G	Name	Total
2	Aaron Craft (2011-14)	694

#### Steals

B1G	Name	Total
1	Aaron Craft (2011-14)	337

#### Blocks

B1G	Name	Total
3	Dallas Lauderdale (2008-11)	213

#### Points

B1G	Name	Total
5	William Buford (2009-12)	1,990

Tubby Smith, MINN	2007-08	1-1	1-0
Tom Crean, IND	2008-09	2-0	1-0
Fran McCaffery, IOWA	2010-11	2-0	1-0
Doc Sadler, NEB	2011-12	2-0	1-0
Patrick Chambers, PSU	2011-12	1-0	1-0
Tim Miles, NEB	2012-13	3-0	1-0
John Groce, ILL	2012-13	1-1	1-0
Chris Collins, NW	2013-14	1-0	1-0
Richard Pitino, MINN	2013-14	1-1	1-0
Mark Turgeon, MD	2014-15	1-0	1-0
Eddie Jordan, RUT	2014-15	1-0	1-0
Greg Gard, WIS	2015-16	0-1	0-0
Steve Pikiell, RUT	2016-17		

## Matta Era Buckeyes in 1,000-pt. Club

There have been 53 Buckeyes to reach 1,000 or more career points in the 117-year history of Ohio State men's basketball. More than 22 percent (12 of 53) of those players have been coached by Thad Matta over the last 13 years. Two, No. 3(t) William Buford (1,990) and No. 9 Deshaun Thomas (1,630) are ranked among the Top 10 scorers all-time at Ohio State. Senior Marc Loving reached 1,000 for his career at Ohio State with a 20-point effort vs. Marshall Nov. 25, 2016.

## Matta Era Buckeyes with 1,000+ Points

Rk.	Name (years)	Career Pts.
3.	William Buford (2009-12)	1,990
9.	Deshaun Thomas (2011-13)	1,630
14.	Terence Dials (2002, 04-06)*	1,566
15.	Jon Diebler (2008-11)	1,536
18.	Evan Turner (2008-10)	1,517
21.	David Lighty (2007-11)	1,458
28.	Aaron Craft (2011-14)	1,314
29.	Jamar Butler (2005-08)	1,313
31.	Jared Sullinger (2011-12)	1,282
39.	Marc Loving (2014)	1,135
51.	Lenzelle Smith Jr. (2011-14)	1,014
53.	Sam Thompson (2012-15)	1,001

\* Played final two years of eligibility for Matta

## Buckeyes Lead in B1G Rookie Awards

With JaQuan Lyle's Co-Big Ten Freshman of the Week award Jan. 18, Ohio State tallied the most Big Ten Freshman of the Week honors and the most Big Ten Player of the Week laurels earned by freshmen all-time. The Buckeyes' 13 freshmen who earned Big Ten Player of the Week honors are one more than Indiana and Ohio State's 22 Big Ten Freshman of the Week recipients are tied with Indiana and three more than Michigan. Jared Sullinger garnered Big Ten FOW honors 12 times, while Russell accomplished the feat seven times and Aaron Craft and Deshaun Thomas picked up the award once each.

## Freshmen B1G Players of the Week

Ohio State - 13    Indiana - 12    Michigan - 7

## B1G Freshmen of the Week Totals

(started in 2010-11)  
Ohio State - 22 -- Jared Sullinger (12), D'Angelo Russell (7), Aaron Craft (1), Deshaun Thomas (1), JaQuan Lyle (1)  
Indiana - 22  
Michigan - 19

## Noting Ohio State Leads of 10+ Points in the Matta era (2005-present)...

- The Buckeyes have built at least a 10-point lead in 308 games under Thad Matta. Ohio State is 289-19 (.938) in those games.

- Ohio State has built leads of 15 or more in 218 games and is 216-2 in those contests.

- Ohio State led 47-32 in the 2nd half vs. Wisconsin Feb. 12, 2011 before the No. 13 Badgers mounted a comeback to defeat the No. 1 Buckeyes 71-67.

- Ohio State led 32-16 in the 1st half at No. 6 Virginia Nov. 30, 2016 before the Cavaliers mounted a comeback to defeat the Buckeyes 63-61.

- Ohio State's biggest lead in a game was 65 points in a 110-47 win over St. Francis (Pa.) Nov. 28, 2009  
Ohio State has built leads of 60+ three times (3-0)  
Ohio State has built leads of 50+ six times (6-0)  
Ohio State has built leads of 40+ 24 times (24-0)  
Ohio State has built leads of 30+ 71 times (71-0)  
Ohio State has built leads of 20+ 151 times (151-0)  
Ohio State has built leads of 15+ 218 times (216-2)  
Ohio State has built leads of 10+ 308 times (289-19)

- Opponents have built at least a 10 point lead in 102 games.. Ohio State is 23-79 (.225) in those games

- The largest lead Ohio State has overcome in the Matta era is a 20-point deficit to Tennessee March 22, 2007 in the NCAA South Region Semifinals in San Antonio, Texas. The Buckeyes came back to win that game 85-84 to advance to the NCAA South Regional Finals vs. Memphis.

- The largest lead Ohio State has overcome vs. a Big Ten opponent was an 18-point deficit to Nebraska March 14, 2014 at the Big Ten Tournament in Indianapolis.

- The largest lead Ohio State has overcome on the road was a 15-point deficit at Miami, Fla., Dec. 2, 2008. Ohio State won that Big Ten/ACC Challenge game 73-68.

- The largest lead Ohio State has overcome on the road in the Big Ten was a 15-point deficit to Michigan State March 4, 2012. Ohio State won that game 72-70.

- The largest lead Ohio State has overcome at Value City Arena was a 15-point deficit to LSU Dec. 31, 2005. Ohio State won that game 78-76.

- The largest lead Ohio State has overcome vs. a Big Ten opponent at home was 12, several times, the last against Purdue March 1, 2015. Ohio State won that game 65-61.

- Ohio State has been involved in 47 games in which neither teams has built a lead of 10 or more points, Ohio State is 26-21 in those games.

- Ohio State has been involved in 12 games in which each team has built a lead of 10 or more points. Ohio State is 8-4 in those games.

- In the 12 games when both Ohio State and its opponent led by 10 or more points, Ohio State had the larger lead or the teams tied for the largest lead seven times (6-1).

- When the opponent had the larger lead, Ohio State is 2-3.

- The Buckeyes have been involved in three games in which there was a point swing of 30 or more points. Ohio State is 2-1 in those games.

- Dec. 1, 2007, Butler led by 19 at home and Ohio State had a 14-point lead in a 65-46 Butler win.

- Feb. 22, 2014, at home, Ohio State led by 21 and Minnesota took a 12 point lead in a 64-46 Ohio State win.

- Jan. 31, 2009, Ohio State led by 18 on the road and Indiana was up 12 in a 93-81 Ohio State victory.



# OHIO STATE VS. MICHIGAN STATE

## SERIES INFORMATION WITH MICHIGAN STATE

Series	MSU leads 67-55
Games at Ohio State	OSU leads 35-23
Games at Michigan State	MSU leads 40-17
Neutral Games	MSU leads 4-3
Thad Matta vs. MSU (H/5-4, A/4-7, BTT/2-4)	11-15
Last OSU Win	61-58 (3/16/13, Chicago)
Last MSU Win	81-54 (3/11/16, Indianapolis)
Longest OSU win streak	6 (1960-63)
Longest OSU home win streak	15 (1910-1963)
Longest OSU away win streak	3 (1960-62)
Longest MSU win streak	14 (1973-80)
Longest MSU home win streak	9 (1973-1981)
Longest MSU away win streak	6 (1974-79)
Current Series Streak	MSU W-5
Ranked OSU teams vs. MSU	22-13
OSU vs. ranked MSU teams	9-22
OSU when both teams are ranked	7-8

## WHEN OSU SCORES....

	OSU Record			OSU Record			
	W	L	Pct.	W	L	Pct.	
100+	2	0	1.000				
90-99	7	3	0.700	90+	9	3	0.750
80-89	15	10	0.600	80+	24	13	0.649
70-79	14	17	0.452	70+	38	27	0.585
60-69	11	22	0.333	60+	49	52	0.485
50-59	6	16	0.273	50+	55	68	0.447
40-49	1	3	0.250	40+	56	71	0.441
39 or fewer	1	1	0.500				
Total (129)	57	72	0.442				

## MICHIGAN STATE SERIES SCORING ANALYSIS

Points (Gms.)	OSU	MSU	Mar.	OSU Rcd.
All Games (129)	9,144	9,017	127	57-72
Avg.	70.9	69.9	1.0	
OSU Wins (57)	4,257	3,511	746	
Avg.	74.7	61.6	13.1	
OSU Losses (72)	4,887	5,506	-619	
Avg.	67.9	76.5	-8.6	
In Columbus (61)	4,380	4,111	269	37-24
Avg.	71.8	67.4	4.4	
Home Wins (37)	2,760	2,243	517	
Avg.	74.6	60.6	14.0	
Home Losses (24)	1,620	1,868	-248	
Avg.	67.5	77.8	-10.3	
In E. Lansing (61)	4,294	4,459	-165	17-44
Avg.	70.4	73.1	-2.7	
Away Wins (17)	1,299	1,086	213	
Avg.	76.4	63.9	12.5	
Away Losses (44)	2,995	3,373	-378	
Avg.	68.1	76.7	-8.6	
Neutral Site (7)	470.0	447.0	23	3-4
Avg.	67.1	63.9	3.3	
Neutral Wins (3)	198.0	182.0	16	
Avg.	66.0	60.7	5.3	
Neutral Losses (4)	272.0	265.0	7	
Avg.	68.0	66.3	1.8	

Note: Includes statistics from seven (2-5) vacated games from 1999-2002

**Sunday, Jan. 15, 2017**  
Value City Arena (18,809)  
Columbus, Ohio  
**1:30 p.m. CBS**

**Tuesday, Feb. 14, 2017**  
Breslin Center (14,797)  
East Lansing, Michigan  
**9 p.m., ESPN**

## GENERAL INFORMATION

Location (Enrollment)	East Lansing, Mich. (48,800)
Colors	Green and White
Conference	Big Ten
Nickname	Spartans
Arena (capacity)	Breslin Center (14,797)
Athletics Director	Mark Hollis

## BASKETBALL INFORMATION

Head Coach	Tom Izzo
Alma Mater	Northern Michigan, 1977
Record at MSU (Yrs.)	524-205 (21 yrs.)
Career Record (Yrs.)	524-205 (21 yrs.)
Lettermen Ret./Lost	9/7
Starters Ret./Lost	1/4

## OSU VS. RANKED MICHIGAN STATE TEAMS

Date	W/L	Site	OSU(#)-MSU(#)
1/4/58	W	Michigan State	70-56 (8)
1/19/59	L	@Michigan State	77-92 (8)
1/28/78	L	Michigan State	60-70 (7)
2/18/78	L	@Michigan State	74-79 (10)
2/1/79	L	@Michigan State	79 (7)-84 (15)
2/10/79	L	Michigan State	57 (13)-73 (10)
3/8/86	L	@Michigan State	81-91 (19)
2/10/90	L	Michigan State	75-84 (23)
1/7/92	W	Michigan State	62 (7)-46 (9)
2/29/92	W	@Michigan State	78 (8)-65 (12)
1/13/93	L	Michigan State	60 (21)-77 (23)
2/4/95	L	Michigan State	58-67 (9)
2/4/98	L	Michigan State	58-84 (16)
1/15/06	L	Michigan State	59(19)-62(14)
2/22/06	W	@Michigan State	79(13)-68(18)
1/15/08	L	@Michigan State	60-66(11)
3/9/08	W	Michigan State	63-54(17)
3/14/08	L	vs. Michigan State	60-67(19)
1/6/09	L	@Michigan State	58-67(8)
1/25/09	L	Michigan State	67-78(7)
3/14/09	W	vs. Michigan State	82-70(7)
2/21/10	W	@Michigan State	74(9)-67(11)
2/11/12	L	Michigan State	48(3)-58(11)
3/4/12	W	@Michigan State	72(10)-70(5)

3/11/12	L	vs. Michigan State	64(7)-68(8)
1/19/13	L	@Michigan State	56(11)-59(18)
2/24/13	W	Michigan State	68(18)-60(4)
3/16/13	W	vs. Michigan State	61(10)-58(8)
1/12/14	L	@ Michigan State	68(3)-72(5)-OT
3/9/14	W	Michigan State	69-67(22)
2/23/16	L	Michigan State	61-82(6)
3/5/16	L	@Michigan State	76-91(2)
3/11/16	L	vs. Michigan State	54-81(2)

## RANKED OSU TEAMS VS. MICHIGAN STATE

Date	W/L	Site	OSU(#)-MSU(#)
2/28/49	W	Michigan State	70 (18)-51
2/11/50	W	Michigan State	87 (4)-43
1/19/57	W	Michigan State	70 (17)-51
1/28/57	L	@Michigan State	64 (12)-73
1/30/60	W	Michigan State	111 (5)-79
2/20/60	W	@Michigan State	84 (4)-83
2/11/61	W	@Michigan State	83 (1)-68
3/4/61	W	Michigan State	91 (1)-83
2/17/62	W	@Michigan State	80 (1)-72
2/18/63	W	Michigan State	87 (9)-77
2/1/79	L	@Michigan State (ot)	79(7)-84 (15)
2/10/79	L	Michigan State	57 (13)-73 (10)
1/31/80	L	@Michigan State	54 (6)-74
2/9/80	W	Michigan State	71 (13)-59
2/24/83	L	@Michigan State (3ot)	94(15)-101
1/14/89	W	@Michigan State	83 (18)-81
2/11/89	W	Michigan State	81 (16)-75
1/31/91	L	@Michigan State	61 (3)-75
3/3/91	W	Michigan State	65 (2)-64
1/7/92	W	Michigan State	62 (7)-46 (9)
2/29/92	W	@Michigan State	78 (8)-65 (12)
1/13/93	L	Michigan State	60 (21)-77 (23)
1/15/06	L	Michigan State	59(19)-62(14)
2/22/06	W	@Michigan State	79(13)-68(18)
1/27/07	W	Michigan State	66(5)-64
2/3/07	W	@ Michigan State	63(4)-54
2/21/10	W	@Michigan State	74(9)-67(11)
2/15/11	W	Michigan State	71(2)-61
2/11/12	L	Michigan State	48(3)-58(11)
3/4/12	W	@Michigan State	72(10)-70(5)
3/11/12	L	vs. Michigan State	64(7)-68(8)
1/19/13	L	@Michigan State	56(11)-59(18)
2/24/13	W	Michigan State	68(18)-60(4)
3/16/13	W	vs. Michigan State	61(10)-58(8)
1/12/14	L	@ Michigan State	68(3)-72(5)-OT
2/14/15	L	@Michigan State	56(23)-59

(#) indicates AP ranking

## 2016-17 Ohio State Roster vs. Michigan State

No.	Player	Gms.	Mins.	Avg.	FG	FGA	FG%	3FG	FGA	3FG%	FT	FTA	FT%	Pts.	Avg.	Rebs.	Avg.
1	Jae'Sean Tate	2	59	29.5	9	18	0.500	0	2	0.000	0	2	0.000	18	9.0	14	7.0
2	Marc Loving	7	165	23.6	16	38	0.421	6	20	0.300	24	32	0.750	62	8.9	16	2.3
13	JaQuan Lyle	3	95	31.7	15	31	0.484	6	17	0.353	8	10	0.800	44	14.7	13	4.3
15	Kam Williams	5	79	15.8	11	24	0.458	7	11	0.636	0	0	0.000	29	5.8	8	1.6
32	Trevor Thompson	4	73	18.3	11	20	0.550	0	0	0.000	6	7	0.857	28	7.0	8	2.0
33	Keita Bates-Diop	5	113	22.6	9	28	0.321	0	5	0.000	2	6	0.333	20	4.0	16	3.2

# OHIO STATE VS. MICHIGAN STATE

## SERIES HISTORY WITH MICHIGAN STATE

Date	W/L	OSU	MSU	Site																				
3/5/10	W	34	13	H	1/27/64	L	99	102	A	1/31/81	L	54	60	A	1/11/97	L	66	69	H	1/19/13	L	56	59	A
2/11/11	W	42	12	H	3/7/64	L	80	81	H	2/7/81	W	73	61	H	2/26/97	L	66	67	A	2/24/13	W	68	60	H
12/21/40	L	38	46	A	2/22/65	W	101	90	H	2/4/82	W	50	49 (ot)	H	2/4/98	L	58	84	H	3/16/13	W	61	58	N
12/9/44	W	58	31	H	3/6/65	W	97	75	A	2/13/82	W	51	46	A	*1/27/99	L	76	71	A	1/14/14	L	68	72 (ot)	A
12/28/44	W	67	31	A	1/15/66	L	64	80	A	1/22/83	W	74	69	H	*1/20/00	W	78	67	H	3/9/14	W	69	67	H
12/27/45	W	62	42	H	2/28/66	L	79	98	H	2/24/83	L	94	101(3 ot)	A	*2/15/00	L	83	72	A	2/14/15	L	56	59	A
2/16/46	L	41	64	A	2/20/67	W	80	64	H	1/21/84	W	82	68	A	*1/21/01	L	56	71	A	3/13/15	L	67	76	N
2/15/47	W	58	46	A	2/27/67	L	63	74	A	2/22/84	W	86	70	H	*1/27/01	W	64	55	H	2/23/16	L	61	82	H
2/21/48	W	72	50	A	2/10/68	W	90	62	H	1/3/85	L	79	82	A	*2/10/02	L	64	67	A	3/5/16	L	76	91	A
2/28/49	W	70	51	H	3/1/69	L	72	85	A	3/9/85	W	90	79	H	*2/26/02	L	76	81	H	3/11/16	L	54	76	N
2/11/50	W	87	43	H	2/10/70	W	89	66	A	1/2/86	W	84	73	H	1/9/03	L	55	66	A					
1/27/51	W	58	49	H	2/28/70	L	80	82	H	3/8/86	L	81	91	A	3/8/03	L	58	72	H					
2/9/52	L	52	70	A	1/30/71	L	70	82	H	1/10/87	L	80	90	A	3/15/03	W	55	54	N					
1/3/53	L	57	68	A	2/6/71	W	87	76	A	2/9/87	W	90	72	H	2/7/04	L	70	84	H					
2/7/53	W	73	62	H	3/7/72	W	92	73	H	2/1/88	L	64	76	A	2/9/05	L	69	83	A					
1/23/54	L	76	83	A	2/26/73	L	83	87	A	2/27/88	L	77	78 (ot)	H	1/15/06	L	59	62	H					
1/3/55	W	83	76	H	1/12/74	L	75	83	A	1/14/89	W	83	81	A	2/22/06	W	79	68	A					
1/28/56	L	91	94	A	2/11/74	L	67	75 (ot)	H	2/11/89	W	81	75	H	1/27/07	W	66	64	H					
3/3/56	W	96	84	H	1/6/75	L	84	88	A	1/11/90	L	68	78	A	2/3/07	W	63	54	A					
1/19/57	W	70	51	H	2/3/75	L	83	101	H	2/10/90	L	75	84	H	1/15/08	L	60	66	A					
1/28/57	L	64	73	A	1/10/76	L	82	92	A	1/31/91	L	61	75	A	3/9/08	W	63	54	H					
1/4/58	W	70	56	H	2/7/76	L	82	83 (ot)	H	3/3/91	W	65	64	H	3/14/08	L	60	67	N					
1/19/59	L	77	92	A	2/12/77	L	57	71	H	1/7/92	W	62	46	H	1/6/09	L	58	67	A					
1/30/60	W	111	79	H	2/28/77	L	79	80	A	2/29/92	W	78	65	A	1/25/09	L	67	78	H					
2/20/60	W	84	83	A	1/28/78	L	60	70	H	1/13/93	L	60	77	H	3/14/09	W	82	70	N					
2/11/61	W	83	68	A	2/18/78	L	74	79	A	2/13/93	L	66	81	A	2/21/10	W	74	67	A					
3/4/61	W	91	83	H	2/1/79	L	79	84 (ot)	A	1/26/94	L	71	77	H	2/15/11	W	71	61	H					
2/17/62	W	80	72	A	2/10/79	L	57	73	H	2/26/94	L	60	75	A	2/7/12	L	48	58	H					
2/18/63	W	87	77	H	1/31/80	L	54	74	A	2/4/95	L	58	67	H	3/4/12	W	72	70	A					
					2/9/80	W	71	59	H	2/7/96	L	41	55	A	3/11/12	L	64	68	N					

NOTE: Games in *Italic* vacated by NCAA.

## Michigan State Series Records

### Ohio St. Team vs. Michigan St.

OSU W/L	Score
FG	49 (85)
FGA	85 (49)
FG %	68.5 (37-54)
3 FG	11 (23)
3 FGA	29 (7)
3 FG %	56.3 (9-16)
FT	34 (45)
FTA	45 (34)
FT %	91.7 (11-12)
OR	19
DR	27*
Rebs.	64
PF	27
Pts.	111
Assists	31
Blocks	9
Steals	12

### Ohio St. Individual vs. Michigan St.

FG	19 (26)	Jerry Lucas (2/11/61)	W	83-68
FGA	31 (16)	Robin Freeman (1/3/55)	W	83-76
3 FG	6 (11)	Dashaun Thomas (1/13/13)	L	56-59
3 FGA	11 (6)	Dashaun Thomas (1/13/13)	L	56-59
FT	18 (20)	Gary Bradds (1/27/64)	L	102-99
FTA	20 (18)	Gary Bradds (1/27/64)	L	102-99
OR	7	Greg Oden (2/3/07)	W	63-54
DR	9	Je'Kel Foster (1/15/06)	L	62-59
Rebs.	21	Jerry Lucas (2/11/61)	W	83-68
Pts.	48	Gary Bradds (1/27/64)	L	102-99
Assists	10	Mark Bayless (1/6/75)	L	88-84
Blocks	6	Ken Johnson (1/21/01)	L	71-56
Steals	5*	Aaron Craft (1/13/13)	L	56-59

### Michigan St. Team vs. Ohio St.

OSU W/L	Score
FG	42 (73)
FGA	100 (35)
FG %	73.3 (33-45)
3 FG	14 (22)
3 FGA	22 (14)
3 FG %	63.6 (14-22)
FT	30 (38)
FTA	38 (30)
FT %	96.7 (29-30)
OR	20
DR	37
Rebs.	85
Pts.	102
PF	31
Assists	29
Blocks	8
Steals	14

### Michigan St. Individual vs. Ohio St.

FG	17 (33)	Scott Skiles (3/8/86)	L	91-81
FGA	34 (12)	Mike Robinson (3/7/72)	W	92-73
3 FG	7 (10)	Bryn Forbes (2/23/16)	L	82-61
3 FGA	13 (5)	Steve Smith (3/3/91)	W	65-64
FT	14 (14)	Alan Anderson (1/9/03)	L	66-55
FTA	16 (13)	Horace Walker (1/30/60)	W	111-79
OR	6	Antonio Smith (1/27/99)	L	76-71
DR	12	Jamie Feick (2/4/95)	L	67-58
Rebs.	22	Bernie Copeland (3/1/69)	L	85-72
Pts.	43	Scott Skiles (3/8/86)	L	91-81
Assists	13	Denzel Valentine (3/5/16)	L	91-76
Blocks	4	Adreian Payne (3/4/12)	W	72-70
Steals	8	Darry Johnson (1/10/87)	L	90-80

# 2016-17 BUCKEYES IN THE OHIO STATE RECORDS BOOK

## OHIO STATE'S ALL-TIME LEADING SCORERS

1.	Dennis Hopson.....	2,096
2.	Herb Williams.....	2,011
<b>3.</b>	<b>William Buford.....</b>	<b>1,990</b>
	Jerry Lucas.....	1,990
5.	Kelvin Ransey.....	1,934
6.	Michael Redd.....	1,879
7.	Jim Jackson.....	1,785
8.	Jay Burson.....	1,756
<b>9.</b>	<b>Deshaun Thomas.....</b>	<b>1,630</b>
10.	Dave Sorenson.....	1,622
11.	Perry Carter.....	1,613
12.	Robin Freeman.....	1,597
13.	Allan Hornyak.....	1,572
<b>14.</b>	<b>Terence Dials.....</b>	<b>1,566</b>
<b>15.</b>	<b>Jon Diebler.....</b>	<b>1,536</b>
16.	Gary Bradds.....	1,530
17.	Tony Campbell.....	1,529
<b>18.</b>	<b>Evan Turner.....</b>	<b>1,517</b>
19.	Troy Taylor.....	1,497
20.	Jerry Francis.....	1,486
<b>21.</b>	<b>David Lighty.....</b>	<b>1,458</b>
22.	Bill Hosket.....	1,441
23.	Paul Ebert.....	1,436
24.	Larry Bolden.....	1,408
25.	Brian Brown.....	1,384
26.	Brent Darby.....	1,368
27.	Jim Clemons.....	1,335
<b>28.</b>	<b>Aaron Craft.....</b>	<b>1,314</b>
<b>29.</b>	<b>Jamar Butler.....</b>	<b>1,313</b>
30.	Clark Kellogg.....	1,285
<b>31.</b>	<b>Jared Sullinger.....</b>	<b>1,282</b>
32.	Ronnie Stokes.....	1,240
33.	Larry Siegfried.....	1,228
34.	John Havlicek.....	1,223
35.	Luke Witte.....	1,211
36.	Lawrence Funderburke.....	1,179
37.	Frank Howard.....	1,147
38.	Jamaal Brown.....	1,139
<b>39.</b>	<b>Marc Loving.....</b>	<b>1,135</b>
40.	Richard Schnittker.....	1,129
41.	Brad Sellers.....	1,122
42.	Curtis Wilson.....	1,120
43.	Ron Sepic.....	1,107
44.	Mel Nowell.....	1,100
45.	Scoonie Penn.....	1,076
46.	Carter Scott.....	1,073
47.	Jamie Skelton.....	1,055
	Ken Johnson.....	1,055
49.	Bill Andreas.....	1,023
50.	Jason Singleton.....	1,022
<b>51.</b>	<b>Lenzelle Smith Jr.....</b>	<b>1,014</b>
52.	Chris Jent.....	1,007
<b>53.</b>	<b>Sam Thompson.....</b>	<b>1,001</b>

Matta era 1,000-point scorers in **bold italic**

## GAME STEALS

1.	8	Troy Taylor vs. St. Joseph's.....	12-29-83
<b>2.</b>	<b>7</b>	<b>Jae'Sean Tate vs. Mercer.....</b>	<b>12-22-15</b>
	7	Shannon Scott vs. NC A&T.....	12-17-14
	7	Aaron Craft vs. American.....	11-20-13
	7	Aaron Craft vs. Iowa.....	1-19-11
	7	Kelvin Ransey vs. Minnesota.....	2-23-78

## GAME ASSISTS

1.	16	Shannon Scott vs. Sacred Heart.....	11/23/14
2.	15	Aaron Craft vs. George Mason.....	3/20/11
3.	14	Shannon Scott vs. Marquette.....	11/18/14
	14	Curtis Wilson at Purdue.....	1/7/88
<b>5.</b>	<b>13</b>	<b>JaQuan Lyle vs. Minnesota.....</b>	<b>12/30/15</b>
	13	Kelvin Ransey at Northwestern.....	1/12/80
6.	12	Shannon Scott vs. NC A&T.....	12/17/14
	12	Jamar Butler vs. UMBC.....	12/29/07
	12	Scoonie Penn vs. Fla. A&M.....	12/11/99

## ALL-TIME BIG TEN WINS (Reg. Season)

1.	Bob Knight, IND (1972-2000).....	353
2.	Gene Keady, PUR (1981-2005).....	265
<b>3.</b>	<b>Tom Izzo, MSU (1995-)</b> .....	<b>246</b>
4.	Ward Lambert, PUR (1917, '19-45).....	228
5.	Lou Henson, ILL (1976-96).....	214

## Matta Has Faced, Defeated Top Active Coaches

Ohio State's Thad Matta has faced 18 of the Top 25 active coaches by wins entering the 2016-17 season and has wins against all 18. Of the Top 10 coaches, Matta has faced and defeated eight. Matta entered the season No. 6 among active coaches in win percentage at .752 (422-139). In addition to owning wins vs. the top active coaches, Matta has a victory vs Coach Bob Knight, the No. 5 all-time winningest coach in NCAA history. Ohio State defeated Texas Tech, where Knight finished his coaching career, 77-71 Dec. 16, 2004 in Dallas. That game was Matta's ninth as Ohio State's head coach.

This is Matta's 17th year as a head coach and the 13th at Ohio State. He spent three seasons at Xavier (2002-2004) and one season at Butler (2001).

In the 18 most recent wins vs. the Top 24 active coaches by wins, Matta teams have been ranked among the Top 10 in nine of the wins, were unranked in eight, faced Top 25 teams seven times and matched up against unranked opponents on 10 occasions. Opponents were ranked among the Top 10 four times.

## Active Coaches by Wins entering 2015-16

Rk	Coach	Last Matta Win
1	Mike Krzyzewski, Duke	W, 85(2)-63(3), Nov. 29, 2011
2	Jim Boeheim, Syracuse	W, 77(7)-70(2), March 24, 2012
3	Bob Huggins, Cincinnati	W, 71-69(10), Feb. 3, 2004
4	Cliff Ellis, Coastal Carolina	
5	Roy Williams, UNC	
6	Rick Pitino, Louisville	W, 80-70, March 19, 2004
7	Rick Byrd, Belmont	W, 85-75, Dec. 14, 2005
8	Jerry Sloum, YSU	W, 91(4)-57, Nov. 24, 2006
9	Larry Hunter, W. Carolina	W, 85(2)-60, Dec. 12, 2010
<b>10</b>	<b>John Beilein, Michigan</b>	<b>W, 76-66, Feb. 16, 2016</b>
11	John Calipari, Kentucky	W, 74-67(4), Dec. 19, 2015
12	Rick Barnes, Texas	W, 79-71(12), March 26, 2004
13	Bill Self, Kansas	
14	Lon Kruger, Oklahoma	
15	Jim Larranaga, G. Mason	W, 98(1)-66, March 20, 2011
16	Dana Altman, Creighton	W, 75-73(15), Dec. 31, 2002
17	Tubby Smith, Minnesota	W, 71(18)-45, Feb. 20, 2013
18	Greg Kampe, Oakland	W, 92(2)-63, Dec. 23, 2010
19	Kelvin Sampson, IU, Houston	W, 74(6)-67, Jan. 2, 2007
20	Tony Shaver, William and Mary	
<b>21</b>	<b>Steve Alford, Iowa, UCLA</b>	<b>W, 82(7)-63, 1/20/07</b>
<b>22</b>	<b>Tom Izzo, Michigan State</b>	<b>W, 69-67(22), 3/9/14</b>
23	Fran Dunphy, Temple	
24	Bob McKillop, Davidson	W, 70(6)-62, March 17, 2006
25	Danny Kaspar, Texas State	

Face Coaches in **BOLD** in 2016-17

6.	Branch McCracken, IND (1939-43, '47-65).....	210
7.	Jud Heathcote, MSU (1976-95).....	182
8.	Harry Combes, ILL (1948-67).....	174
9.	Bo Ryan, WIS (2002-2015).....	172
10.	Fred Taylor, OSU (1959-76).....	158
	Walter Meanwell, WIS (1912-17, '21-34).....	158
12.	Harold Olsen, OSU (1923-46).....	154
<b>13.</b>	<b>Thad Matta, OSU (2005-)</b> .....	<b>143</b>
	Harold "Bud" Foster, WIS (1935-59).....	143
15.	Arthur Lonborg, NU (1928-50).....	138
16.	Tom Davis, IOWA (1986-99).....	125
17.	John Orr, MICH (1969-80).....	120

## MATTA IN THE NCAA, ALL-TIME (Entering 2016-17 Season)

<b>Most Current Consec. 20 Win Seasons</b>	<b>4th</b>	<b>16</b>
<b>All-Time Consecutive 20-win Seasons</b>	<b>7th</b>	<b>16</b>
<b>Current Most Consecutive 20 Win Yrs</b>	<b>4th</b>	<b>16</b>
<b>20-Win Seasons Streak (career)</b>	<b>4th</b>	<b>16</b>
	16-consecutive (2001-to present)	
<b>Win Pct. Among Active Coaches</b>	<b>6th</b>	<b>.752</b>
	Minimum five years (422-139)	
<b>Win % Among Coaches All Divisions</b>	<b>39th</b>	<b>.752</b>
	Minimum 10 years (422-139)	
<b>Win % Among Coaches Division I</b>	<b>20th</b>	<b>.752</b>
	Minimum 10 years (422-139)	
<b>Most 20-Win Seasons-Career</b>	<b>13th(t)</b>	<b>15</b>
	Butler 2001, Xavier 2002-04, Ohio State 2005-16	
<b>Most 30 Win Seasons</b>	<b>8th(t)</b>	<b>3</b>
<b>Fastest to 400 wins</b>	<b>9th(t)</b>	<b>400-124</b>
<b>Fastest to 300 wins</b>	<b>10th</b>	<b>300-88</b>
<b>Fastest to 200 wins</b>	<b>16th(t)</b>	<b>200-61</b>
<b>Career Win Total (Active coaches)</b>	<b>43rd</b>	<b>422</b>
<b>Top 10 Best Career Starts by Wins</b>		
	After 3 seasons	8th 76-20
	4 seasons	10th 102-31
	5 seasons	10th(t) 122-43
	6 seasons	9th 148-49
	7 seasons	6th 183-53
	8 seasons	6th 207-66
	9 seasons	6th 229-77
	10 seasons	5th 258-85
	11 seasons	2nd 292-74
	12 seasons	2nd 323-96
	13 seasons	2nd 352-104
	14 seasons	2nd 377-114
	15 seasons	3rd 401-125
	16 seasons	3rd 422-139

## OHIO STATE STREAKS-MATTA ERA

2	Consecutive Elite Eight appearances (2012, 2013)
4	Consecutive NCAA Sweet 16 appearances (2010-13)
	Consecutive years with 600+ pt. scorer in a season (2010-13)
5	Consecutive years in B1G tournament title game (2009-13)
	Consecutive years ranked among the Top 10 (2010-14)
7	Consecutive years in NCAA Tournament (2009-15)
8	Consecutive years with 1st Team All-B1G representative (2006, 07(2), 08, 09, 10, 11, 12, 13(2))
9	Consecutive years with 500+ pg. scorer in a season (2007-15)
11	Consecutive years with at least 10 wins in Big Ten Conference regular season (2006-16)
12	Consecutive seasons with 10+ non-conference wins (2005-16, all under Matta)
12	Consecutive years with season opening wins (2005-present)
	Consecutive 20-win seasons (2005-16, all under Thad Matta)
	Consecutive seasons with 15 or more home wins (2005-16, all under Matta)
53	Consecutive home wins vs. unranked Big Ten opponents (last 4/2005, 5/2006, 7/2007, 5/2008, 5/2009, 7/2010, 7/2011, 5/2012, 6/2013, 2/2014)
80	Consecutive wins vs. unranked opponents at home (last 6/2009, 15/2010, 18/2011, 14/2012, 14/2013, first 13/2014)

## QUICKEST TO 100 WINS IN BIG TEN HISTORY (REGULAR SEASON)

1.	Bob Knight, IND (1972-2000).....	131 games
2.	Bo Ryan, WIS (2002-2015).....	140
	Branch McCracken, IND (1939-43, '47-65).....	140
<b>4.</b>	<b>Thad Matta, OSU (2005-)</b> .....	<b>141</b>
	Harry Combes, ILL (1948-67).....	141

# BY THE NUMBERS-THE MATTA ERA (2005-PRESENT)

- 0** • Losses at home during the 2006-07 (18-0), 2010-11 (20-0) seasons; previous best was in 1990-91 (15-0)
- 1** • National Player of the Year – Evan Turner (2010)  
• National Freshman of the Year – Jared Sullinger (2011)  
• National Championship game appearance (2007)  
• National Invitation Tournament title (2008)  
• Big Ten Medal of Honor winner (Aaron Craft-2014)  
• Reached No. 1 in the AP Ranking for the first time (3/3/07) since 1962  
• Ranking of the Illini when the Buckeyes defeated them, 65-64 (3/6/05), a win vs. No. 1 for the first time since 1993 (Indiana 2/23/93, 81-77)
- 2** • NCAA Final Four Appearances – 2007, 2012  
• Big Ten Players of the Year – Terence Dials (2006), Evan Turner (2010)  
• National Defensive Player of the Year winners (Greg Oden-2007, Aaron Craft-2014)  
• Wins vs. (AP) No. 1-ranked teams (2-2 record)
- 3** • 30-win seasons (2007, 2011, 2012)  
• Ohio State record number of players drafted in the 2007 NBA Draft (Oden, Conley, Cook). All were true freshmen and all were taken in the first round.  
• NCAA "Elite Eight" appearances (2007, 2012, 2013)  
• Big Ten Defensive Players of the Year – Greg Oden (2007), Aaron Craft (2012, 2014)
- 4** • Consecutive NCAA "Sweet 16" appearances (2010, 2011, 2012, 2013)  
• Big Ten Tournament titles (2007, 2010, 2011, 2013)  
• Big Ten Freshmen of the Year – Greg Oden (2007); William Buford (2009), Jared Sullinger (2011); D'Angelo Russell (2015)  
• Big Ten Tournament MVPs (Conley 2007, Turner 2010, Sullinger 2011, Craft 2013)
- 5** • All-Americans – Greg Oden (2007); Evan Turner (2009, 2010), Jared Sullinger (2011, 2012)  
• Big Ten regular season titles (2006, 2007, 2010, 2011, 2012)  
• NCAA "Sweet 16" appearances (2007, 2010, 2011, 2012, 2013)  
• Consecutive years ranked in *Associated Press* Top 10 (2010, 2011, 2012, 2013, 2014)
- 6** • Top 2 Seeds in NCAA Tournament since 2006 (2-2006, 1-2007, 2-2010, 1-2011, 2-2012, 2-2013)
- 7** • Big Ten title game appearances (2006, 2007, 2009, 2010, 2011, 2012, 2013)  
• Players drafted in the First Round of the NBA Draft (Oden, Conley, Cook, Koufos, Mullens, Turner, Sullinger) and another taken in Round 2 (Diebler in 2011)  
• Consecutive NCAA tournament appearances (2009, 2010, 2011, 2012, 2013, 2014, 2015)
- 8** • Consecutive years with a First Team All-Big Ten honoree (2006-13)
- 9** • Big Ten Championships -- 5 regular season (2006-07-10-11-12), 4 Big Ten Tournament (2007-10-11-13)  
• NCAA Tournament appearances (2006, 2007, 2009, 2010, 2011, 2012, 2013, 2014, 2015)
- 10** • Ohio State players named to the Big Ten All-Defensive team, most (tied with PUR) of any league team all-time (Foster 2006; Oden 2007; Lauderdale 2010; Craft 2011-12-13-14; Lighty 2011; Scott 2013-14)  
• Players selected in the NBA Draft
- 11** • Consecutive seasons with 10 or more wins during the Big Ten regular season.  
• First Team All-Big Ten Selections
- 12** • 20-win seasons (2005-16)  
• Consecutive Season-Opening Wins
- 13** • 13-0 record at home vs. Big Ten Coaches in their first year in the Big Ten (20-6 overall)
- 18** • NCAA Tournament wins while coaching the Buckeyes
- 19** • Length of win streak vs. Big Ten opponents (2007 & 2008); 10 of those wins were on the road or in the Big Ten tournament
- 23** • Wins in the Big Ten Tournament, most of any league team
- 31** • Total games played in the Big Ten Tournament, most of any league team
- 35** • School record wins (35-4 in 2007). Posted a 34-3 record in 2010-11
- 203** • Home wins since 2005, most nationally.
- 320** • Career wins at Ohio State, most in Ohio State history
- 428** • Career games coached at Ohio State, third most in Ohio State history
- %** • Has a winning percentage at home of 88.7 (212-27)  
• No. 5 nationally among active coaches with 73.8 win percentage in March (62-22)  
• Has the best winning percentage among all Ohio State coaches with 3 or more years on the job (.742)  
• Has an overall record of 330-115 (74.2)  
• Has a record vs. Big Ten teams of 166-79 (245/.678) while at OSU and 170-82 (252/.675) over career  
• Has the best winning percentage among all Ohio State coaches in Big Ten regular season play (143-71/.668)

## Matta's All-Big Ten Honorees

### Big Ten Player of the Year (2)

2006 Terence Dials      2010 Evan Turner

### First Team All-Big Ten (11)

2006 Terence Dials  
2007 Greg Oden, Mike Conley, Jr.  
2008 Jamar Butler  
2009, 2010 Evan Turner  
2011, 2012 Jared Sullinger  
2013 Deshaun Thomas, Aaron Craft  
2015 D'Angelo Russell

### Big Ten Freshman of the Year (4)

2007 Greg Oden      2011 Jared Sullinger  
2009 William Buford      2015 D'Angelo Russell

### Big Ten Defensive Player of the Year (3)

2007 Greg Oden      2014 Aaron Craft  
2012 Aaron Craft

### Big Ten 6th Man of the Year (3)

2007 Daequan Cook      2011 Aaron Craft  
2009 B.J. Mullens

### Big Ten Coach of the Year (3)

Thad Matta, 2006, 2007, 2010

### CoSIDA Academic All-Americans (3)

2012 Aaron Craft      2014\* Aaron Craft  
2013\* Aaron Craft

\* Academic All-America of the Year in D-1 basketball

### All-Americans (AP, USBWA, NABC, TSN)

2007 Greg Oden, 1st team AP, 2nd team-USBWA, NABC, *The Sporting News*  
2009 Evan Turner, Honorable Mention AP  
2010 Evan Turner, 1st Team-AP, USBWA, NABC, *The Sporting News*  
2011 Jared Sullinger, 1st Team-AP, USBWA, NABC, *The Sporting News*  
2012 Jared Sullinger, 1st Team-AP, USBWA, NABC, *The Sporting News*  
2013 Deshaun Thomas, 2nd Team-*The Sporting News*, 3rd Team-AP, NABC  
2015 D'Angelo Russell, 1st Team-*The Sporting News*, USBWA, NABC, AP

### NBA Draft Picks -- 10

2007 **Greg Oden** ..... 2007  
Portland Trail Blazers ..... 1 (1)  
**Mike Conley Jr.** ..... 2007  
Memphis Grizzlies ..... 1 (4)  
**Daequan Cook** ..... 2007  
Philadelphia 76ers ..... 1 (21)  
2008 **Kosta Koufos** ..... 2008  
Utah Jazz ..... 1 (23)  
2009 **B.J. Mullens** ..... 2009  
Dallas Mavericks (traded to Oklahoma City Thunder) ..... 1 (24)  
2010 **Evan Turner** ..... 2008-10  
Philadelphia 76ers ..... 1 (2)  
2011 **Jon Diebler** ..... 2008-11  
Portland Trail Blazers ..... 2  
2012 **Jared Sullinger** ..... 2011-12  
Boston Celtics ..... 1 (21)  
2013 **Deshaun Thomas** ..... 2011-13  
San Antonio Spurs ..... 2  
2015 **D'Angelo Russell** ..... 2015  
Los Angeles Lakers ..... 1 (2)

# BY THE NUMBERS-THE MATTA ERA (2005-PRESENT)

## Buckeyes by Month During Matta Era

Year	November	December	January	February	March	April	Home Non-Conf	Record
04-05	5 1	6 1	3 5	4 3	2 2	0 0	9 0	20 12
05-06	3 0	7 0	5 3	6 1	5 2	0 0	9 0	26 6
06-07	6 1	5 1	8 1	7 0	9 0	0 1	11 0	35 4
07-08	4 2	5 1	6 3	2 5	5 2	2 0	10 1	24 13
08-09	3 0	7 1	5 4	3 4	4 2	0 0	8 1	22 11
09-10	5 1	5 2	6 3	7 1	6 1	0 0	9 0	29 8
10-11	6 0	8 0	8 0	5 2	7 1	0 0	11 0	34 3
11-12	7 0	6 2	6 1	5 3	7 2	0 0	11 0	31 8
12-13	4 1	6 1	6 2	5 3	8 1	0 0	8 1	29 8
13-14	6 0	8 0	2 5	6 2	3 3	0 0	11 0	25 10
14-15	5 0	6 3	6 2	3 3	4 3	0 0	11 0	24 11
15-16	2 3	7 2	5 4	5 2	2 3	0 0	8 4	21 14
16-17	6 1	4 2	0 4				9 1	10 7
<b>Totals</b>	<b>62 10</b>	<b>80 16</b>	<b>66 37</b>	<b>58 29</b>	<b>62 22</b>	<b>2 1</b>	<b>125 8</b>	<b>330 115</b>
	<b>.861</b>	<b>.833</b>	<b>.641</b>	<b>.667</b>	<b>.738</b>	<b>.667</b>	<b>.940</b>	<b>.742</b>

## Buckeyes vs. Unranked/Ranked Opponents During Matta Era

Year	All Games vs. unranked	All Games vs. ranked	All Games vs. unranked home	Vs. B1G/Non Conf. unranked at home	All Games vs. ranked home	vs. Ranked B1G at home	Season Rcd/Rcd. in Columbus
2004-05	18 8	2 4	13 1*	4-1/9-0	2 1	2 1	20-12/15-2
2005-06	22 2	4 4	14 0	5-0/9-0	2 1	2 1	26-6/16-1
2006-07	29 0	6 4	17 0%	7-0/10-0	2 0	1 0	35-4/19-0%
2007-08	21 4	3 9	15 0*	5-0/10-0	2 3	2 2	24-13/17-3
2008-09	16 4	6 7	13 1*	5-0/8-1	2 2	2 2	22-11/15-3
2009-10	24 2	5 6	15 0	7-0/8-0	2 1	1 1	29-8/17-1
2010-11	29 0	5 3	18 0*	7-0/11-0	2 0	2 0	34-3/20-0
2011-12	23 1	8 7	14 0	5-0/9-0	4 2	2 2	31-8/18-2
2012-13	23 1	6 7	14 0	6-0/8-0	2 2	2 1	29-8/16-2
2013-14	21 6	4 4	16 1	5-1/11-0	1 2	1 2	25-10/17-3
2014-15	21 7	3 4	16 1	5-1/11-0	2 1	2 1	24-11/18-2
2015-16	19 7	2 7	14 3	6-0/8-3	1 3	1 2	21-14/15-6
2016-17	10 3	0 4	9 1	0-0/9-1	0 1	0 1	10-7/9-2
<b>Totals</b>	<b>276 45</b>	<b>54 70</b>	<b>188 8</b>	<b>67-3/121-5</b>	<b>24 19</b>	<b>20 16</b>	<b>330-115/212-27*</b>

182-8 at VCA vs. unranked  
5-0 at St. John vs. unranked

\* Game(s) played in Columbus at St. John Arena  
%Game played at Nationwide Arena, Columbus, Ohio

\*No. 1-t nationally in home wins from 2004-05 to present.

## Matta Has Best Record Since 2004-05

Since taking over the Ohio State program for the start of the 2004-05 season, Thad Matta has the Big Ten's best overall record with a winning percentage of 74 percent. He also has directed the Buckeyes to the second-most regular-season Big Ten Conference wins with 143 and most overall wins with 330. Ohio State's 212 home wins in the Matta era rates No. 1 nationally and his home win percentage of .887 (212-27) also is No. 4 among all Division I programs.

## Big Ten in Matta Era (2004-05 to present)

Team	Overall Record				Conference Record			
	W	L	Total	Pct.	W	L	Total	Pct.
Wisconsin	325	112	437	0.744	152	62	214	0.710
Ohio State	330	115	445	0.742	143	71	214	0.668
Michigan State	329	121	450	0.731	146	69	215	0.679
Maryland	275	146	421	0.653	112	92	204	0.549
Illinois	273	159	432	0.632	107	107	214	0.500
Purdue	259	159	418	0.620	119	96	215	0.553
Michigan	256	170	426	0.601	109	105	214	0.509
Indiana	239	169	408	0.586	108	106	214	0.505
Minnesota	236	183	419	0.563	83	132	215	0.386
Iowa	230	186	416	0.553	99	116	215	0.460
Nebraska	206	191	397	0.519	78	128	206	0.379
Northwestern	202	197	399	0.506	72	143	215	0.335
Penn State	187	217	404	0.463	63	151	214	0.294
Rutgers	160	236	396	0.404	46	169	215	0.214

## Thad Matta's 445 Games at Ohio State

	Ws	Ls	W%
First 100 Games	67	33	0.670
Second 100 Games	80	20	0.800
Third 100 Games	85	15	0.850
Fourth 100 Games	70	30	0.700
Fifth 100 Games	28	17	0.622
<b>Total</b>	<b>330</b>	<b>115</b>	<b>0.742</b>

## Buckeyes Own Four 1-Loss/Perfect Home Seasons Under Matta

Thad Matta has won at least 15 home games in each of his 12 full seasons in Columbus. The 2006-07 squad finished with a perfect 18-0 record while the 2005-06 (16-1) and 2009-10 teams (18-1) squads each finished with a single loss at home. Matta is 212-27 overall in Columbus, the most home wins among Big Ten schools, during his tenure after finishing the 2013-14 season 17-3 at home and finishing 2014-15 at 18-2. The Buckeyes finished 15-6 at home in 2015-16. Ohio State was 16-2 in 2012-13. Ohio State is 125-8 at home vs. non-conference opponents and 87-19 vs. Big Ten competition.

## Matta Era Home Records (vs. Non-Conf./Big Ten)

2004-05	15-2 (9-0/6-2)	2011-12	18-2 (11-0/7-2)
2005-06	16-1 (9-0/7-1)	2012-13	16-2 (8-1/8-1)
2006-07	19-0 (11-0/8-0)	2013-14	17-3 (11-0/6-3)
2007-08	17-3 (10-1/7-2)	2014-15	18-2 (11-0/7-1)
2008-09	15-3 (8-1/7-2)	2015-16	15-6 (8-4/7-2)
2009-10	17-1 (9-0/8-1)	2016-17	9-2 (9-1/0-1)
2010-11	20-0 (11-0/9-0)		
<b>Totals</b>	<b>212-27 (125-8/87-19)</b>		

## Matta Owns Top Win Percentage Among Ohio State Coaches

Thad Matta, now in his 13th season as head coach of the Buckeyes, has an overall win percentage of 74.2 (330-115) at Ohio State. That winning mean is the highest among the 11 head coaches in the history of the Ohio State men's basketball program with three or more seasons on the sidelines. Matta's 143-71 (214 games) record in Big Ten regular-season play (.668) also has produced the highest winning percentage in conference play among any previous Ohio State coach. Fred Taylor (1959-76) is second in both overall win percentage (.653/297-158) and Big Ten win percentage (.608/158-102) in 18 seasons.

## The Buckeyes vs. Unranked (AP) Opponents - Matta Era

- Thad Matta is 188-8 in Columbus vs. unranked opponents. The Buckeyes have lost just five times to an unranked non-conference opponent during his 13 years at Ohio State. The losses were at the hands of West Virginia Dec. 27, 2008, UT Arlington Nov. 21, 2015, Louisiana Tech Nov. 24, 2015, Florida March 20, 2016 and Florida Atlantic Dec. 6, 2016.
- The Buckeyes are 121-5 vs. unranked non-conference opponents at home under Matta.
- Ohio State is 67-3 in Columbus with Matta at the helm vs. unranked Big Ten opponents.
- Ohio State had won 62-consecutive games vs. unranked non-conference opponents at home before the loss to UT Arlington Nov. 20.
- Matta began his career with a 45-game win streak vs. unranked non-conference opponents at home before the lone loss to West Virginia in 2008.
- After an overtime loss to Minnesota (1/19/2005) in Matta's first game vs. an unranked Big Ten foe at home in 2005, the Buckeyes won their next 53 games vs. unranked league foes before another overtime loss in 2014 vs. Penn State in Columbus (71-70/Jan. 29, 2014). The loss (71-65) to Iowa Dec. 30, 2014 is the only regulation loss to an unranked Big Ten foe in the Matta era.
- Ohio State was ranked among the Top 25 in 58-consecutive wins vs. unranked non-conference opponents at home before the 2015-16 home opener vs. Mount St. Mary's (11/15/15). The Buckeyes and Mountaineers were both unranked. Ohio State won 76-54.
- Ohio State had won 80-consecutive games vs. unranked opponents in Columbus before an overtime home loss to Penn State (71-70) Jan. 29, 2014. The Buckeyes are 96-4 vs. the unranked at home since 2009-10.

## Top Coaching Records in Ohio State History

Rk. Coach (Tenure)	Yrs	Ws	Ls	Pct.	B1G
<b>1 Thad Matta (2005- )</b>	<b>13</b>	<b>330</b>	<b>115</b>	<b>.742</b>	<b>143-71/668</b>
2 Fred Taylor (1959-76)	18	297	158	.653	158-102/608
3 Harold G. Olsen (1923-46)	24	259	197	.568	154-135/533

# HEAD COACH THAD MATTA

## MATTA'S CAREER RECORD BY YEAR

Thad Matta is in his 13th season as head men's basketball coach at Ohio State in 2016-17. Matta has taken all 15 eligible teams to postseason play in his 16 years as an NCAA Division I head coach.

### AS AN ASSISTANT

Year	School	Record	League Tournament	Postseason
1990-91 (GA)	Indiana State	14-14	-	-
1991-92 (Admin. Asst.)	Butler	21-10	MCC Title Game	NIT 1st Round
1992-93 (Admin. Asst.)	Butler	11-17	-	-
1993-94 (Admin. Asst.)	Butler	16-13	-	-
1994-95 (Assistant)	Miami (Ohio)	23-7	-	NCAA 2nd Round
1995-96 (Assistant)	Western Carolina	17-13	SoCon Champions	NCAA 1st Round
1996-97 (Assistant)	Miami (Ohio)	21-9	-	NCAA 1st Round
1997-98 (Assistant)	Butler	22-11	MCC Champions	NCAA 1st Round
1998-99 (Assistant)	Butler	22-10	-	NIT 2nd Round
1999-2000 (Assistant)	Butler	23-8	MCC Champions	NCAA 1st Round

### AS A HEAD COACH

Year	School	Record	Conf/Place	League Tournament	Postseason
2000-01	Butler	24-8	11-3/1st	MCC Champions	NCAA 2nd Round
<b>1-Year Butler Record</b>	<b>24-8 (.750)</b>		<b>1 Title</b>	<b>1 Title</b>	<b>1 NCAA</b>
2001-02	Xavier	26-6	14-2/1st	A-10 Champions	NCAA 2nd Round
2002-03	Xavier	26-6	15-1/1st		NCAA 2nd Round
2003-04	Xavier	26-11	10-6/4th-T	A-10 Champions	NCAA Elite Eight
<b>3-Year Xavier Record</b>		<b>78-23 (.772)</b>	<b>2 Titles</b>	<b>2 Titles</b>	<b>3 NCAA</b>
2004-05	Ohio State	20-12	8-8/6th		
2005-06	Ohio State	26-6	12-4/1st	Big Ten Title Game	NCAA 2nd Round
2006-07	Ohio State	35-4	15-1/1st	Big Ten Champions	NCAA Title Game
2007-08	Ohio State	24-13	10-8/5th		NIT Champions
2008-09	Ohio State	22-11	10-8/4th-T	Big Ten Title Game	NCAA 1st Round
2009-10	Ohio State	29-8	14-4/1st-T	Big Ten Champions	NCAA Sweet 16
2010-11	Ohio State	34-3	16-2/1st	Big Ten Champions	NCAA Sweet 16
2011-12	Ohio State	31-8	13-5/1st-T	Big Ten Title Game	NCAA Final Four
2012-13	Ohio State	29-8	13-5/2nd-T	Big Ten Champions	NCAA Elite Eight
2013-14	Ohio State	25-10	10-8/5th		NCAA 2nd Round
2014-15	Ohio State	24-11	11-7/6th		NCAA 3rd Round
2015-16	Ohio State	21-14	11-7/7th		NIT 2nd Round
2016-17	Ohio State	10-7	0-4		
<b>13-year Ohio State Record</b>		<b>*330-115 (.742)</b>	<b>5 Titles</b>	<b>4 Titles</b>	<b>9 NCAA Appearances</b>
<b>17-Year Collegiate Record</b>		<b>432-146 (.747)</b>	<b>8 Titles</b>	<b>7 Titles</b>	<b>13 NCAA Appearances</b>

\*Ohio State win total is a school record

### Buckeyes Own Nine Big Ten Titles in Matta Era

Since taking over the Ohio State men's basketball program prior to the start of the 2004-05 season, Thad Matta has directed the Buckeyes to nine Big Ten titles. The Buckeyes have won five regular-season crowns (2006, 2007, 2010, 2011, 2012) and four postseason tournament titles (2007, 2010, 2011, 2013). Ohio State has made seven appearances in the conference tournament title game, finishing as the runner-up three times (2006, 2009, 2012).

### Big Ten Titles by Team During Matta Era (2005-present)

Team	Regular Season	Big Ten Tournament	Total
<b>Ohio State</b>	<b>5 (2006, 07, 10, 11, 12)</b>	<b>4 (2007, 10, 11, 13)</b>	<b>9</b>
Michigan State	3 (2009, 10, 12)	3 (2012, 14, 16)	6
Wisconsin	2 (2008, 15)	2 (2008, 15)	4
Michigan	2 (2012, 14)		2
Illinois	1 (2005)	1 (2005)	2
Purdue	1 (2010)	1 (2009)	2
Indiana	2 (2013, 16)		2
Iowa		1 (2006)	1

### Matta Among Best in March

Thad Matta has put together one of the best records nationally when it counts the most - during the months of March and April. In 12 seasons at Ohio State, Matta has compiled a record of 62-21 in March, the fifth-best record by percentage (.747) among active coaches. The record is the best among Big Ten coaches as well. When factoring in April games, Matta is No. 5 among active coaches with a .736 winning percentage (64-23)

### Best March Record by D-I Head Coaches - Since 2004-05 (Min. 40 Gms/as of 3/16/16)

1. John Calipari, Memphis/Kentucky	87-19	.821
2. Shaka Smart, VCU/Texas	34-12	.739
3. Roy Williams, North Carolina	75-21	.781
4. Bill Self, Kansas	70-21	.769
<b>5. Thad Matta, Ohio State</b>	<b>62-22</b>	<b>.738</b>

### March-April Games:

1. John Calipari, Memphis/Kentucky	91-22	.805
2. Bill Self, Kansas	72-22	.766
3. Roy Williams, North Carolina	81-24	.771
4. Shaka Smart, VCU/Texas	34-13	.723
<b>5. Thad Matta, Ohio State</b>	<b>64-23</b>	<b>.727</b>

Source: Stats, Inc.

# MATTA VS. ALL OPPONENTS

Opponent	W	L
Air Force	1	0
Akron	1	0
Alabama	1	1
Albany	1	0
Alcorn State	1	0
Arizona	1	3
American	1	0
Ball State	2	1
Belmont	1	0
Birmingham-Southern	1	0
Bowling Green	1	0
Bryant	1	0
Butler	2	2
California	2	0
California Santa Barbara	1	0
Campbell	1	0
Central Connecticut State	2	0
Chattanooga	1	0
Chicago State	2	0
Cincinnati	4	1
Clemson	0	1
Cleveland State	5	0
Coastal Carolina	1	0
Colgate	1	0
Columbia	1	0
<b>Connecticut</b>	<b>1</b>	<b>1</b>
Coppin State	3	0
Creighton	2	1
Davidson	1	0
Dayton	8	2
Delaware	2	0
Delaware State	2	0
Detroit	2	1
Duke	1	2
Duquesne	4	2
Eastern Illinois	1	0
Eastern Kentucky	2	0
Eastern Michigan	1	0
Elon	1	0
Evansville	0	1
<b>Fairleigh Dickinson</b>	<b>1</b>	<b>0</b>
Florida	3	3
Florida A&M	2	0
<b>Florida Atlantic</b>	<b>0</b>	<b>1</b>
Florida State	2	0
Florida Gulf Coast	1	0
Fordham	3	0
Gardner-Webb	1	0
Georgetown	1	1
George Mason	1	0
George Washington	7	1
Georgia Tech	1	0
Gonzaga	1	0
Grambling	1	0
Hawaii	1	0
High Point	0	0
Houston	1	0
Houston Baptist	1	0
<b>Illinois</b>	<b>17</b>	<b>6</b>
Illinois-Chicago	2	0
<b>Indiana</b>	<b>12</b>	<b>10</b>
IUPUI	1	0
Indiana State	0	1
Iona	2	2
<b>Iowa</b>	<b>13</b>	<b>7</b>
Iowa State	3	1
James Madison	2	0
<b>Jackson State</b>	<b>2</b>	<b>0</b>
Jacksonville	1	0
Kansas	0	3
Kentucky	1	1
Kent State	2	0
Lamar	1	0
La Salle	6	0
Lipscomb	2	0
Long Beach State	1	0



Long Island	1	0	North Dakota State	1	0
Loyola Maryland	1	0	North Florida	2	0
Louisiana-Lafayette	2	0	Northern Illinois	1	0
Louisiana-Monroe	1	0	Northern Iowa	0	0
Louisiana State	1	1	Northern Kentucky	1	0
Louisiana Tech	0	1	<b>Northwestern</b>	<b>19</b>	<b>1</b>
Louisville	1	1	Notre Dame	2	0
Loyola (Ill.)	4	0	Oakland	2	0
Marquette	2	0	Ohio	1	0
Marshall	1	0	Oklahoma	0	1
<b>Maryland</b>	<b>2</b>	<b>3</b>	<b>Penn State</b>	<b>21</b>	<b>2</b>
Maryland-Baltimore County	1	0	Portland State	1	0
Massachusetts	5	0	Presbyterian College	2	0
Massachusetts-Lowell	1	0	<b>Providence College</b>	<b>1</b>	<b>0</b>
Memphis	1	1	<b>Purdue</b>	<b>18</b>	<b>9</b>
Mercer	3	0	Rhode Island	4	0
Miami (Ohio)	6	0	Richmond	5	2
Miami (Fla.)	1	0	Robert Morris	1	0
<b>Michigan</b>	<b>19</b>	<b>7</b>	<b>Rutgers</b>	<b>3</b>	<b>0</b>
<b>Michigan State</b>	<b>11</b>	<b>15</b>	Sacred Heart	1	0
<b>Minnesota</b>	<b>14</b>	<b>7</b>	St. Bonaventure	3	1
Mississippi	1	0	St. Francis (Pa.)	1	0
Mississippi State	1	2	St. Joseph's	5	1
Missouri	0	1	Saint Peters	1	0
Missouri-Kansas City	1	0	Samford	1	0
Morehead State	5	0	San Francisco	2	0
Morgan State	1	0	Santa Clara	1	0
Mount St. Mary's	1	0	Savannah State	1	0
<b>Navy</b>	<b>1</b>	<b>0</b>	Siena	2	1
<b>Nebraska</b>	<b>9</b>	<b>1</b>	South Carolina	2	0
New Hampshire	1	0	South Carolina State	1	0
NC-Wilmington	0	1	South Carolina Upstate	1	0
Norfolk State	1	0	Stanford	0	1
North Carolina	0	4	Syracuse	2	0
North Carolina A&T	2	0	Temple	2	2
<b>North Carolina Asheville</b>	<b>5</b>	<b>0</b>	Tennessee	2	2
North Carolina Central	1	0	Tennessee-Martin	2	0
North Carolina Wilmington	1	0	Tennessee State	1	0

Texas	1	0
Texas A&M	0	1
Texas Arlington	0	1
Texas Christian	1	0
Texas-Pan American	1	0
Texas-San Antonio	1	0
Texas Tech	1	0
Towson	1	0
Troy State	1	0
<b>UCLA</b>	<b>0</b>	<b>1</b>
Valparaiso	2	0
<b>Virginia</b>	<b>0</b>	<b>2</b>
Virginia Military Institute	4	0
Virginia Commonwealth	1	0
Virginia Tech	1	0
Wake Forest	1	0
Washington	1	0
West Virginia	0	2
<b>Western Carolina</b>	<b>2</b>	<b>0</b>
Wichita State	0	1
Winthrop	1	0
<b>Wisconsin</b>	<b>12</b>	<b>14</b>
Wisconsin-Green Bay	2	1
Wisconsin-Milwaukee	2	0
Wright State	4	1
Wyoming	1	0
Xavier	1	0
Youngstown State	2	0
<b>Totals (.747)</b>	<b>432</b>	<b>146</b>

## MATTA REACHES 400 GAMES COACHED AT OHIO STATE, NOW CLOSING ON OSU CAREER GAMES RECORD

The Buckeyes defeated VMI Dec. 5, 2015 in the 400th game for Thad Matta as head coach of the Buckeyes. He is the third coach to reach 400 (445) or more games at Ohio State's helm. In the seventh game of his 12th season, Matta reached game No. 400. When Ohio State played at Illinois Jan. 5, 2013, Matta coached in game No. 300 at Ohio State. Only two previous coaches, Harold G. Olsen (1923-46) and Fred Taylor (1959-76), have reached 400 or more games at Ohio State. Olsen coached 456 (259-197) and Taylor 455 (297-158). Matta's winning percentage after 100 games was second only to Taylor. At 200 games, Matta tied Taylor for best winning percentage to that point in OSU history. Matta's winning mean of .773 at 300 games topped Taylor and Olsen at the 300-game plateau. Ohio State's 75.5 winning percentage after 400 games under Matta is the best in school history.

### Ohio State Coaches (400 Games)

	100 games	200 games	300 games	400 games	400+ Games	Seasons to 500
Thad Matta (2005- )	67-33/.670	147-53/.735	232-68(300/.773)	302-98 (400/.755)	330-115 (445/.742)	
Fred Taylor (1959-76)	75-25/.750	147-53/.735	215-85/.717	276-124 (.690)	297-158 (455/.653)	
Harold G. Olsen (1923-46)	43-57/.430	107-93/.535	164-136/.547	217-183 (.543)	259-197 (456/.568)	

# The Last Time Ohio State...

## SCORING

### Team

100 Points Scored in OT vs. Big Ten  
120 Points Scored  
50 or Fewer Points Scored vs. Big Ten

### Half

50 Points Scored at Halftime vs. Big Ten  
60 Points Scored at Halftime  
50 Points Scored in Either Half vs. Big Ten  
60 Points Scored in Either Half  
10 or Fewer Pts Scored before Half  
15 or Fewer Pts Scored before Half  
20 or Fewer Pts Scored during a Half vs. Big Ten

### Individual

40 Points by a Player vs. Big Ten  
30 Points by a Player vs. Big Ten  
Double-Double in 1st Half  
Triple-Double (Pts./Rebs./Asts.)  
Double-Double (Pts./Reb.) vs. Big Ten  
Double-Double (Pts./Asts.) vs. Big Ten  
Double-Double off the bench  
2+ Double-Doubles off bench-Season

Two Players with 20+ Points

Two Freshmen with 20+ Points

Back to Back Gms Two Players with 20 Pts

Three Players with 20 Points

Two Players with 25 Points

25 points in 1st half

25 points in either half

25+ pts in back to back games

Player scored 20+ off the Bench

5-Consecutive 20 pt. Games

Scored 15+ consecutive pts in a game

### Double Figures

Five Players in Double Figures

Six Players in Double Figures

vs. Big Ten

Seven Players in Double Figures

Zero Players in Double Figures

Five Starters in Double Figures

Zero Starters in Double Figures

### FIELD GOALS

40 Field Goals  
30 Field Goals in Overtime  
20 or Fewer Field Goals vs. Big Ten  
15 or Fewer Field Goals  
Made 10+ consecutive 2 pt. FGs

Starters Made 1st 15 Field Goals Att.

### Field Goal Attempts

40 or Fewer Attempts  
70 Attempts  
80 Attempts

### Field Goal Percentage

70+ Percent Shooting  
60+ Percent Shooting  
Back to Back Games 60+ Pct. Shooting

Five-Consecutive gms 50+ FG Pct.

111, vs. Marshall (11/25/16)  
101, vs. LSU (2-OT) (1/15/10)  
102, vs. Northwestern (1/10/91)  
121, vs. George Mason (1/8/95)  
48, vs. Wisconsin (3/8/15)  
48, vs. Wisconsin (3/8/15)

60, vs. Marshall (11/25/16)  
53, vs. Northwestern (2/1/90)  
60, vs. Marshall (11/25/16)  
60 (1), vs. Marshall (11/25/16)  
55(2), vs. Rutgers (1/13/16)  
60 (1), vs. Marshall (11/25/16)  
9, vs. Michigan State (2/7/96)  
9, vs. Michigan State (2/7/96)  
18 (1) at Indiana (1/10/16)  
18 (1) at Indiana (1/10/16)

40, Jared Sullinger, vs. IUPUI (12/19/10)  
42, Clark Kellogg, vs. Northwestern (1/15/81)  
33, D'Angelo Russell at Northwestern (1/22/15)  
33, D'Angelo Russell at Northwestern (1/22/15)  
JaQuan Lyle (11p/10r) vs. Rutgers (1/13/16)  
JaQuan Lyle vs Rutgers (16p/12r/11a on 1/13/16)  
T. Thompson (15p/15r) at Minnesota (1/8/17)  
T. Thompson (15p/15r) at Minnesota (1/8/17)  
JaQuan Lyle (10p/11a) vs. Jackson St. (11/23/16)  
JaQuan Lyle (16p/12r/11a) vs. Rutgers (1/13/16)  
Trevor Thompson (17p/17r) vs. Connecticut (12/10/16)  
Trevor Thompson (10p/13r), vs. FDU (12/3/16); (17p/17r) vs. Connecticut (12/10/16)  
Marc Loving (20), Jae'Sean Tate (20) vs. Marshall (11/25/16)

D'Angelo Russell (23), Jae'Sean Tate (20) at Rutgers (2/8/15)  
J. Sullinger (30), D. Thomas (22) vs. Purdue (3/9/12), J. Sullinger (24), D. Thomas (22) vs. Michigan (3/10/12)  
E. Turner/W. Buford/J. Diebler, vs. Indiana (1/31/09)  
D. Lighty (26) and J. Sullinger (26), vs. Florida (11/16/10)

D. Russell (25) at Minnesota (1/6/15)  
D. Russell (25-1st) at Minnesota (1/6/15)  
D. Russell (27) at Iowa (1/17/15), (33) at Northwestern (1/22/15)

27, JaQuan Lyle at Wisconsin (2/4/16)  
Dashaun Thomas (1/2-13/2013)  
16 (half 2), JaQuan Lyle at Illinois (1/1/17)

vs. FAU (12/6/16); Tate (14), Loving (12), Bates-Diop (10), Thompson (16), Lyle (10)  
vs. Marshall (11/25/16); Tate (20), Loving (20), Potter (12), Thompson (15), Williams (17), Lyle (12)  
vs. Northwestern (2/9/16); Tate (10), Loving (15), Lyle (16), Thompson (12), Bates-Diop (11)  
Bethune-Cookman (11/25/9) Jackson, Lee, Carter, Brown, Baker, Jent, Skelton  
vs. Illinois (1/24/96)  
vs. Marshall (11/25/16); Tate (20), Loving (20), Potter (12), Williams (17), Lyle (12) at Wisconsin (2/4/16)

45 (82), vs. Marshall (11/25/16)  
31 (62), vs. Youngstown St. (12/20/16)  
30 (58), at Michigan (2/5/13-OT)  
18 (53), vs. Connecticut (12/10/16)  
18 (53), vs. Wisconsin (3/8/15)  
14, vs. Michigan State (2/11/12)  
17, Dashaun Thomas vs. SC Upstate (6, 12/14/11) and South Carolina (11, 12/17/11)  
vs. N. Florida (11/29/13); Scott (3-3), A. Williams (4-4), Smith Jr. (2-2), Craft (3-3), Ross (3-3)  
37 (21), vs. Northwestern (1/29/11)  
82 (45), vs. Marshall (11/25/16)  
82 (45), vs. Marshall (11/25/16)

.714 (35-49), vs. Presbyterian (12/15/07)  
.623 (33-53), vs. Indiana (1/25/15)  
.653 (32-49), vs. Marquette (11/18/14)  
.617 (37-60), UMass-Lowell (11/14/14)  
(11/29-12/14/13 vs. UNF (.692), vs. Maryland (.521), vs. CCSU (.527), vs. Bryant (.525), vs. NDSU (.529)

50+ Percent Shooting  
30 Percent Shooting or Less  
70+ Percent Shooting (half).  
vs. Big Ten

### THREE-POINTERS

10 Three-Pointers  
15 Three-Pointers  
Zero Three-Pointers  
Eight Players with a Made 3-pointer

### Three-Point Attempts

35 or More Attempts  
30 or More Attempts  
25 or More Attempts  
10 or Fewer Attempts

### FREE THROWS

#### Team

25 Made Free Throws vs. Big Ten  
30 Made Free Throws  
Five or Fewer Made Free Throws vs. Big Ten  
15 Consecutive Made Free Throws

#### Attempts

10 or Fewer Free Throws Attempted  
30 Free Throws Attempted  
40 Free Throws Attempted  
50 Free Throws Attempted

#### Individual

10 Made Free Throws

### REBOUNDS

#### Team

50 Rebounds  
60 Rebounds  
50 vs. Big Ten

#### Individual

10+ Rebounds  
15 Rebounds  
20 Rebounds  
25 Rebounds  
Three Players with 10 Rebounds  
12+ Rebounds before halftime

### ASSISTS

#### Team

30 or More Assists  
25 or More Assists vs. Big Ten  
Five or Fewer Assists

#### Individual

10 Assists  
15 Assists  
Consecutive games with 10 or more

3 consecutive games with 10 or more

Most assists in back to back games

Most assists in 3 consecutive games

### TURNOVERS

#### Team

Five or Fewer Turnovers vs. Big Ten

### STEALS

#### Team

10 or More vs. Big Ten  
10+ in consecutive games  
10+ in 3 consecutive games

15 or More

0 steals

#### Individual

5 Steals  
3 Players 3 or more

### BLOCKS

10+ Blocks Team vs. Big Ten  
0 Blocked Shots vs. Big Ten  
6 players with at least 1 block  
7 players with at least 1 block  
3 players with at least 3 blocks

.547 (29-53) vs. UNC Asheville (12/22/16)  
.264 (14-53), vs. Michigan State (2/11/12)  
.750 (18-24/2nd) vs. Indiana (1/25/15)  
.750 (18-24/2nd) vs. Indiana (1/25/15)

10/29, vs. Marshall (11/25/16)  
16/26, vs. George Mason (3/20/11)  
0/11, at Indiana (3/2/14)  
8, Jackson State (11/23/16)

35, vs. Chattanooga (11/27/04)  
31 (8), vs. Kansas (12/22/12)  
29 (10), vs. Marshall (11/25/16)  
9 (5), at Wisconsin (2/1/14)

26 (34) vs. Connecticut (12/10/16)  
26 (39) vs. Penn State (3/10/16)  
38 (51), vs. Ohio (11/12/13)  
5 (13), at Michigan State (2/14/15)  
5 (13), at Michigan State (2/14/15)  
18 (last 6 1st, 1st 12 of 2nd) vs. Michigan State (2/23/16)

9 (6), at Purdue (2/4/15)  
34 (26) vs. Connecticut (12/10/16)  
42 (31), vs. Syracuse (3/24/12)  
51 (38) vs. Ohio (11/12/13)

13 (15), Marc Loving vs. Penn State (3/10/16)

54, vs. Youngstown St. (12/20/16)  
61, vs. Marshall (11/25/16)  
51, at Illinois (1/28/16)

15, T. Thompson (15p/15r) at Minnesota (1/8/17)  
15, T. Thompson (15p/15r) at Minnesota (1/8/17)  
22, Herb Williams vs. Marshall (11/28/77)  
30, Jerry Lucas (3/9/62)  
Carter, Jent, Robinson, vs. Tenn. State (12/17/90)  
12, Trevor Thompson vs. Youngstown St. (12/20/16)

30, vs. VMI (11/23/11)  
25, vs. Miami, Ohio (12/22/14)  
28, vs. Penn State (1/5/06)  
4, Michigan State (2/23/16)

10, JaQuan Lyle vs. Youngstown St. (12/20/16)  
16, Shannon Scott vs. Sacred Heart (11/23/14)  
Shannon Scott: 14 vs. Marquette (11/18/14); 16 vs. Sacred Heart (11/23/14)  
Shannon Scott: 11 vs UMass-Lowell (11/14/14); 14 vs. Marquette (11/18/14); 16 vs. Sacred Heart (11/23/14)  
30, Shannon Scott: 14 vs. Marquette (11/18/14); 16 vs. Sacred Heart (11/23/14)  
41, Shannon Scott: 11 vs UMass-Lowell (11/14/14); 14 vs. Marquette (11/18/14); 16 vs. Sacred Heart (11/23/14)

5 vs. Northwestern (2/9/16)  
5 vs. Northwestern (2/9/16)

11, W. Carolina (11/21/16)  
10, vs. Rutgers (1/13/16)  
10 vs. Illinois (1/3/15); 10 at Minnesota (1/6/15)  
10 vs High Point (12/10/14); 10 vs. Morehead St. (12/13/14); 18 vs. NC A&T (12/17/14)  
18, vs. NC A&T (12/17/14)  
vs. Michigan (2/16/16)

7, Jae'Sean Tate vs. Mercer (12/22/15)  
Scott (3), Craft (3), Ravenel (3) vs. Minnesota (2/20/13)

10, at Wisconsin (1/12/17)  
10, at Wisconsin (1/12/17)  
at Connecticut (12/12/15)  
at Michigan (2/18/12)  
at Nebraska (2/20/16)  
vs. North Carolina (12/20/14)  
Thompson (3), Bell (3), Bates-Diop (3) vs. Youngstown St. (12/20/16)



## Individual

5 Blocks  
10 Blocks

## PLAYER USAGE

Six Players Used  
Seven Players Used  
Playing 40 Minutes (non-OT)  
Playing 45 Minutes (OT)

## FOULS

Three Players Fouled Out  
vs. Big Ten

## MARGIN OF VICTORY

40-Point Victory  
vs. Big Ten  
30-Point Victory  
vs. Big Ten  
3 30-point Big Ten wins, season

50-Point Victory  
60-Point Victory  
70-Point Victory  
80-Point Victory

## Halftime/Deficits

20+ Point Lead at Halftime  
vs. Big Ten  
30+ Deficit at Halftime  
20+ Deficit at Halftime  
30-Point Lead at Halftime  
10-Point Halftime Deficit Overcome  
20-Point Halftime Deficit Overcome  
20-Point Deficit Overcome  
15-19 Point Deficit Overcome

## VS. RANKED OPPONENTS

### Ohio State Played a Ranked Opponent

Ohio State Win  
Ohio State Loss

### Ohio State Played an AP No. 1-Ranked Team

Ohio State Win  
Ohio State Loss

### Ohio State Played an AP Top 5 Team

Ohio State Win  
Ohio State Loss  
vs. Big Ten

### Ohio State Played an AP Top 10 Team

Ohio State Win  
Ohio State Loss

### Ohio State was Ranked

AP No. 1  
AP Top 10

## OVERTIME

### Overtime Game

Ohio State Home Win  
Ohio State Home Loss  
Ohio State Neutral Win  
Ohio State Neutral Loss  
Ohio State Away Win  
Ohio State Away Loss

### Double Overtime Game

Ohio State Win  
Ohio State Loss

### Triple Overtime Game

Ohio State Win  
Ohio State Loss

### One-Point Games

Ohio State Home Win  
Ohio State Home Loss  
Ohio State Neutral Win

Ohio State Neutral Loss

Ohio State Away Win  
Ohio State Away Loss

## OPENERS

### Home Openers

Ohio State Win  
Ohio State Loss

### Road Opener

Ohio State Win  
Ohio State Loss

### Neutral Opener

Ohio State Win  
Ohio State Loss

5, Trevor Thompson vs. Fairleigh Dickinson (12/3/16)  
11, Ken Johnson, vs. Iowa (2/9/00)

vs. Michigan State (2/21/10)  
vs. Akron (3/15/16)  
Marc Loving at Connecticut (12/12/15)  
Aaron Craft at Michigan State (1/7/14)

Connolly, Williams, Radinovic, vs. Duke (12/3/02)  
Connolly, Williams, Martin, vs. Wisconsin (2/6/02)

111-70 (+41) vs. Marshall (11/25/16)  
102-62 (+40), vs. Northwestern (1/10/91)  
77-40 (+37) vs. Youngstown St. (12/20/16)  
84-53 (+31) vs. Nebraska (1/4/14)  
vs. Northwestern (87-54), Nebraska (71-40),  
at Nebraska (79-45) in 2012  
97-43 (+54) vs. High Point (12/10/14)  
100-40, vs. UT Martin (12/27/10)  
116-44, vs. Chicago State (11/30/91)  
88-2, vs. Ohio (2/6/1903)

42-14 (+28), vs. Youngstown St. (12/20/16)  
38-18 (+20), vs. Penn State (1/25/12)  
48-18 (-30) at Indiana (1/10/16)  
48-18 (-30) at Indiana (1/10/16)  
53-18 (+35), vs. Kansas City (11/23/12)  
-12, vs. Purdue (3/1/15), down 35-23, W 65-61  
-20, vs. Penn State (3/3/01)  
-20, vs. Tennessee (3/22/07), 49-29 (1st), W 85-84  
-18, vs. Nebraska (3/14/14), 48-30 (2nd), W 71-67

68-64, vs. No. 8 Iowa (2/28/16)  
89-66, vs. No. 18 Wisconsin (1/12/17)

65-64, vs. No. 1 Illinois (3/6/05)  
81-68, vs. No. 1 Indiana (2/10/13)

74-67, vs. No. 4 Kentucky (12/19/15)  
81-54, vs. No. 2 Michigan State (3/11/16)  
81-54, vs. No. 2 Michigan State (3/11/16)

68-64, vs. No. 8 Iowa (2/28/16)  
63-61, at No. 6 Virginia (11/30/16)

No. 1 vs. Kentucky (3/25/11)  
No. 3, vs. Iowa (1/12/14)

72-63, Akron (3/16/16)  
79-77, Florida Atlantic (12/6/16)  
75-72, vs. Virginia Commonwealth (3/19/15)  
81-76, vs. Memphis (11/27/15)  
65-62, at Nebraska (2/20/16)  
72-68, at Michigan State (1/7/14)

97-95, vs. Indiana (2/17/91)  
74-72, vs. Siena (3/20/09)

93-92, vs. Purdue (3/5/81)  
97-96, vs. Rutgers (12/30/78)

49-48, Wisconsin (2/25/07)  
76-75, No. 20 Purdue (1/5/17)  
69-68, vs. Michigan (3/22/07)  
at Big Ten Tournament, Indianapolis  
60-59 vs. Dayton (3/20/14)  
NCAA Tournament 2nd Rnd, Buffalo, N.Y.  
59-58, at Wisconsin (2/1/14)  
55-56, at Penn State (3/1/97)

69-63, vs. N.C. Central (11/14/16)  
59-57, vs. Notre Dame (11/16/99)

78-68, at Navy (11/11/16)  
55-75, at Connecticut (12/12/15)

76-81 ot, vs. Memphis (11/27/15)  
AmericanAirlines Arena, Miami, Florida

## The Last Time an Opponent...

### SCORING

#### Team

Scored 100 Points  
in OT  
Scored 120 Points  
Scored 50 or Fewer Points  
Big Ten Opponent

#### Half

50 Points Scored at Halftime  
60 Points Scored at Halftime  
50 Points Scored in Either Half  
By a Big Ten Opponent  
60 Points Scored in Either Half  
15 or Fewer Pts Scored before Half  
By a Big Ten Opponent  
20 or Fewer Points Scored during a Half  
By a Big Ten Opponent

#### Individual

40+ Points by a Player  
30+ Points by a Player  
Double-Double (Pts./Reb.)  
Two Players with 20 Points  
  
Three Players with 20 Points  
  
Two Players with 25 Points  
  
Player scored 20+ Points off the Bench

#### Double Figures

Five Players in Double Figures  
  
By Big Ten Opponent  
  
Six Players in Double Figures  
  
Zero Players in Double Figures

### FIELD GOALS

30 Field Goals  
By Big Ten Opponent  
in OT  
20 or Fewer Field Goals  
15 or Fewer Field Goals  
By Big Ten Opponent  
1-5 2-pt FGs made in a half

### Field Goal Attempts

40 or Fewer Attempts  
70+ Attempts  
By Big Ten Opponent  
80 Attempts  
90 Attempts

### Field Goal Percentage

70 Percent Shooting  
60 Percent Shooting  
by Big Ten Opponent  
50 Percent Shooting  
by Big Ten Opponent  
Under 30 Pct. Shooting  
Consecutive Opps. Under 30 Pct. Shooting  
  
by Big Ten Opponent  
Under 20 Pct. Shooting

### THREE-POINTERS

10 Three-Pointers  
By Big Ten Opponent  
15 Three-Pointers  
By Big Ten Opponent  
Zero Three-Pointers  
By Big Ten Opponent  
More 3s than 2s  
Back to Back teams with more 3s than 2s  
  
Equal 3s and 2s  
Back to Back with 10+ Three-Pointers

### Three-Point Attempts

40 or More Attempts  
30 or More Attempts  
By Big Ten Opponent  
25 or More Attempts  
By Big Ten Opponent  
10 or Fewer Attempts  
By Big Ten Opponent

100, at Maryland (1/16/15)  
113, LSU (2-OT) (1/15/10)  
122, Indiana (2/2/59)  
40, Youngstown St. (12/20/16)  
46, vs. Penn State (1/26/16)

51, Penn State (3/3/01)  
61, Illinois (2/17/88)  
52 (2), at Maryland (1/16/15)  
52 (2), at Maryland (1/16/15)  
63 (2), Penn State (2/16/98)  
14, Youngstown St. (12/20/16)  
11, Wisconsin (2/1/97)  
14 (1), Youngstown St. (12/20/16)  
20 (2), Penn State (1/26/16)

43, Brandon Paul, Illinois (1/10/12)  
33, Jamal Murray, Kentucky (12/19/15)  
Paris Collins (19/11), Jackson State (11/23/16)  
Bryce Alford (20), Aaron Holiday (20),  
UCLA (12/17/16)  
Victor Oladipo (26), Cody Zeller (24),  
Christian Watford (20), Indiana (2/10/13)  
Jarrett Stephens (25) and Joe Crispin (25),  
Penn State (2/12/00)  
23, Zach Morley, Wisconsin (3/11/05)

Florida Atlantic (12/6/16); Cylla (15), Ingram (10),  
Rutherford (11), Booker (15), Filer (23).  
Purdue (1/21/16); Edwards (12), Swanigan (10),  
Hammons (16), Thompson (12), Haas (10).  
Iowa (2/14/98); Davis (13), Galloway (13), Bowen (15),  
Oliver (12), McCausland (16), Luehrsmann (10)  
Louisiana-Monroe (12/27/13)

36 (73) Wisconsin (1/12/17)  
36 (73) Wisconsin (1/12/17)  
31 (75), Illinois (2-OT) (3/13/10)  
18 (61), Jackson State (11/23/16)  
14 (51), W. Carolina (11/21/16)  
15 (53), at Illinois (2/15/14)  
5, Sacred Heart (11/23/14)  
1, UTPA-1st (12/3/11)

40 (18), Delaware State (12/19/09)  
73 (36), Wisconsin (1/12/17)  
73 (36), Wisconsin (1/12/17)  
91 (36), George Mason (12/9/95)  
91 (36), George Mason (12/9/95)

.733 (33-45), Michigan State (2/7/04)  
.667 (34-51), at Michigan State (3/5/16)  
.667 (34-51), at Michigan State (3/5/16)  
.667 (34-51), at Michigan State (3/5/16)  
.667 (34-51), at Michigan State (3/5/16)  
.210 (13-62), Youngstown St. (12/20/16)  
.275 (14-51) W. Carolina (11/21/16);  
.295 (18-61) Jackson State (11/23/16)  
.271 (19-70) at Nebraska (2/20/16)  
.185 (10-54) vs. La.-Monroe (12/27/13)

12 (22) Wisconsin (1/12/17)  
12 (22) Wisconsin (1/12/17)  
16, Purdue (2/7/98)  
16, Purdue (2/7/98)  
0/12, Lamar (12/20/11)  
0/10, Michigan (3/3/92)  
12/9, Northwestern (2/9/16)  
10/9 at No. 5 Louisville (12/2/14);  
11/7 vs. Colgate (12/6/14)  
13 each, Marshall (11/25/16)  
13 (27) at Wisconsin (2/4/16);  
12 (27) vs. Northwestern (2/9/16)

40 (13) Marshall (11/25/16)  
31 (10) UCLA (12/17/16)  
35 (9) at Nebraska (2/20/16)  
31 (10) UCLA (12/17/16)  
35 (9) at Nebraska (2/20/16)  
9, Jackson State (11/18/11)  
5, Michigan State (2/15/11)

## FREE THROWS

### Team

25 Free Throws Made  
By Big Ten Opponent  
30 Free Throws  
5 or Fewer Made Free Throws  
By Big Ten Opponent  
Perfect from Foul Line (at least 10 made)  
0 Free Throws

### Attempts

5 or Fewer Free Throws Attempted  
By Big Ten Opponent  
10 or Fewer Free Throws Attempted  
By Big Ten Opponent  
30 Free Throws Attempted  
By Big Ten Opponent  
40 Free Throws Attempted  
By Big Ten Opponent  
0 free throws attempted

### Individual

Perfect From Foul Line (min. 10 FTA)  
20 Free Throws  
15 Free Throws

## REBOUNDS

### Team

50 Rebounds  
15 or Fewer

### Individual

10+ Rebounds  
15+ Rebounds

## ASSISTS

### Team

Five or Fewer Assists

### Individual

10 Assists  
By Big Ten Opponent  
15 Assists

## TURNOVERS

### Team

Five or Fewer Turnovers  
By Big Ten Opponent  
25 Turnovers  
By Big Ten Opponent  
30 Turnovers

### Individual

10 Turnovers

## STEALS

### Team

10 or More  
By Big Ten Opponent

### Individual

5 Steals by a Player

## BLOCKS

10+ Team  
By Big Ten Opponent  
Zero Blocked Shots  
By Big Ten Opponent  
3 Consecutive Games 0 Blocks  
4 Consecutive Games 0 Blocks  
Back-to-Back Big Ten games 0 blocks

### Individual

5 Blocks

## PLAYER USAGE

Six Players Used  
Seven Players Used  
Playing 40 Minutes (non-OT)

## FOULS

Three Players Fouled Out  
Four Players Fouled Out  
Five Players Fouled Out

## MARGIN OF VICTORY

30-Point Victory  
40-Point Victory  
By Big Ten Opponent

## Halftime Deficits

30-Point Lead at Halftime  
20-Point Lead at Halftime  
By Big Ten Opponent  
Comeback Win down 10+ at half  
Comeback Win After Trailing by 10

25 (31), Purdue (1/21/16)  
25 (31), Purdue (1/21/16)  
32 (38), Wisconsin (2/14/04)  
5 (9), Connecticut (12/10/16)  
5 (7), Michigan State (2/23/16)  
15/15, Towson (11/15/04)  
0 (0) Wisconsin (1/29/13)

5(2), Penn State (1/26/16)  
5(2), Penn State (1/26/16)  
9 (5), Connecticut (12/10/16)  
7(5), Michigan State (2/23/16)  
31 (18), Illinois (1/28/16)  
31 (18), Illinois (1/28/16)  
46, Wisconsin (2/6/02)  
46, Wisconsin (2/6/02)  
Wisconsin (1/29/13)

10/10, Pete Lisicky, Penn State (2/28/98)  
20, Glenn Robinson, Purdue (2/23/94)  
16/18, D. Harris (2/14/04)

53, vs. North Carolina (12/20/14)  
14, Presbyterian (12/15/07)

11, Ethan Happ, Wisconsin (1/12/17)  
15, Leron Black, Illinois (1/1/17)

5, W. Carolina (11/21/16)

10, Austin Williams, NC A&T (12/17/14)  
10, Lewis Jackson vs. Purdue (3/8/12)  
15, Tony Miller, Marquette (12/12/93)

3, Providence (11/17/16)  
4, at Penn State (1/26/13)  
25, Mercer (12/22/15)  
27, Nebraska (1/21/12)  
33, Denver (12/7/00)

10, Corey Hemphill, Tennessee Tech (11/24/98)

12, UCLA (12/17/16)  
11, Minnesota (1/6/15)

5, Aaron Holiday, UCLA (12/17/16)

12, Minnesota (1/8/17)  
12, Minnesota (1/8/17)  
Connecticut (12/10/16)  
Iowa (2/28/16)  
Mercer, SCSU, Minnesota (2015-16)  
Mercer, SCSU, Minnesota, Illinois (2015-16)  
Minnesota (12/30/15), Illinois (1/3/16)

7, A.J. Hammons, at Purdue (2/4/15)

Villanova (2/18/04)  
Northwestern (1/29/11)  
Riley Grabau, vs. Wyoming (11/15/13)

D. Jack, B. Taylor, S. Garner vs. Penn State (3/10/16)  
Ndour, J. Smith, R. Johnson, Setty, Hall-Ohio (11/12/13)  
Ndour, J. Smith, R. Johnson, Setty, Hall-Ohio (11/12/13)

100-65 (+35), at Maryland (1/16/15)  
112-71 (+41), BYU (12/22/65)  
111-64 (+47), Illinois (2/10/56)

48-18, Indiana (1/10/16)  
48-18, Indiana (1/10/16)  
48-18, Indiana (1/10/16)  
12 (36-24) at Virginia (11/30/16) W 63-61  
16 (32-16), 1st half) at Virginia (11/30/16) W 63-61

## MISCELLANEOUS-Ohio State

30+ Ohio State Bench Points  
by Opponent  
40+ Bench Points  
50+ Bench Points  
60+ Points in the Paint  
50+ Points in the Paint  
10+ Players Score  
10+ pt deficit overcome  
10+ Offensive Rebounds-Ind.  
10 Steals and 10 Blocks  
10 Assists and 10 Blocks  
vs. Big Ten  
10 Assists and 10 Steals  
vs. Big Ten  
10 Asts., 10 Steals, 10 Blocks  
20 Assists and 10 Blocks  
20 Assists and 10 Steals  
vs. Big Ten  
20 Asts., 10 Steals, 10 Blocks  
40+ Lead in game  
25+ Rebound Margin  
25+Point Differential 1st to 2nd half  
10 Players with 10+ mins in a game  
10 Players with 2+ Rebs in a game  
OSU more FT pts than 2-pt basket pts.

OSU player more assists than opponent  
OSU player with assists equal to opponent  
OSU player made 1st career FGA

OSU player 1st made career FGA (3 ptr)

OSU player outscored opp. in a half  
OSU player ties opp in total rebounds

OSU 0 bench points  
OSU More TOs than FGs  
OSU Win when trailing at 5:00 (2nd half)  
OSU Loss when leading at 5:00 (2nd half)  
OSU started each half with a 12-0 run  
2 OSU players outscore opponent

Back-to-Back Road wins vs. AP Top 25

Back-to-Back Home wins vs. AP Top 25

Player with 15+ pts, 6 asts, 6 stls  
OSU with 0 Fast Break Points  
OSU with 0 pts. off opp. Turnovers  
OSU Bench outscored Starters  
OSU Player was B1G POW  
OSU Player was B1G FOW  
OSU Player was both B1G POW and FOW

## MISCELLANEOUS-Opponent

0 Pts off Turnovers  
Big Ten  
More TOs than FGs  
Big Ten  
2X more TOs than FGs  
Both Teams 0 bench points  
Both Teams 0 blocks  
0 Fast Break Pts.  
Both Teams 0 Fast Break Pts.  
More Bench Points than Starters  
2nd half with 1/2 of 1st half points  
No player with more than 2 FGs  
10 Players with 10+ mins in a game  
Both an OSU an OPP player with 10+ assists

30, vs. Florida Atlantic (12/6/16)  
31, Purdue (1/21/16)  
46, at Wisconsin (2/4/16)  
51 vs. High Point (12/10/14)  
62 vs. Marshall (11/25/16)  
62 vs. Marshall (11/25/16)  
11 vs. Jackson State (11/23/16)  
-10, 35-25 vs. Penn St. (3/10/16) 4:18 (1st), W 79-75  
11 (18 total rebs.), Jared Sullinger at NW (2/29/12)  
13/10 vs. Bryant (12/11/13)  
17/11 vs. North Carolina (12/20/14)  
13/13 vs. Michigan (2/6/07)  
17/10 vs. UCLA (12/17/16)  
23/10 at Minnesota (1/6/15)  
16/13/10 vs. St. Francis (12/11/13)  
22/11 vs. St. Francis, Pa. (11/28/09)  
22/12 vs. St. Francis, Pa. (11/28/09)  
23/10 at Minnesota (1/6/15)  
22/12/11 vs. St. Francis, Pa. (11/28/09)  
40 (77-37) 3:07 (2) vs. Youngstown St. (12/20/16)  
29, (61-32) vs. Marshall (11/25/16)  
+28, vs. Minnesota (2/22/14) 18 pts 1st, 46 pts 2nd  
10, vs. NC A&T (12/17/14)  
10 vs. High Point (12/10/14)  
38 FTs (38-51), 13 2-pters (26 pts)  
vs. Ohio (11/12/13)  
JaQuan Lyle (11) vs. Jackson State (9) (11/23/16)  
JaQuan Lyle (10) vs. Youngstown St. (12/20/16)  
JaQuan Lyle (3 ptr) vs. Mt. St. Mary's (11/15/15);  
Daniel Giddens (2 ptr) vs. Mt. St. Mary's (11/15/15);  
Austin Grandstaff (3 ptr) vs. Mt. St. Mary's (11/15/15);  
JaQuan Lyle (3 ptr) vs. Mt. St. Mary's (11/15/15);  
Austin Grandstaff (3 ptr) vs. Mt. St. Mary's (11/15/15);  
D. Thomas (18 pts) vs. Nebraska (17) (1/2/13) (1st)  
Jared Sulligner (18 rebs.), NW 18 rebs. at NW  
(2/29/12)  
at Nebraska (2/20/16)  
vs. Michigan State (2/11/12), 15 TOs, 14 FGs  
vs. Akron (3/15/16), -1 (57-56), W 72-63 OT  
vs. Florida Atlantic (12/6/16), +1 (62-61), L 79-77 OT  
vs. La.-Monroe (12/27/13), 1st 12-0, 2nd 15-0  
vs. La.-Monroe (12/27/13), 32 (Smith Jr.-17, Ross-15),  
ULM 31 (OSU W 71-31)  
at No. 14 Wisconsin (W, 59-58, 2/1/14),  
at No. 17 Iowa (W, 76-69, 2/4/14)  
vs. No. 23 Indiana (W, 82-70, 1/25/15),  
vs. No. 16 Maryland (W, 80-56), 1/30/15)  
Aaron Craft at Iowa (2/4/14): 17 pts, 6 asts, 6 stls  
vs. Michigan (2/16/16)  
vs. Providence (11/17/16)  
46/22 at Wisconsin (2/4/16)  
D'Angelo Russell (1/26/15)  
JaQuan Lyle (1/18/16)  
D'Angelo Russell (1/26/15)  
vs. La.-Monroe (12/27/13)  
vs. Michigan State (3/16/13)  
Youngstown St. (12/20/16), 15 TOs, 13 FGs  
Minnesota (2/20/13), 24 TOs, 14 FGs  
Nebraska (1/21/12) 27 TOs, 13 FGs  
Ohio State at Illinois (1/10/12)  
Ohio State at Michigan (2/18/12)  
Purdue (1/5/17)  
Ohio State vs. Wichita St. (3/30/13)  
Purdue (2/8/14, 25 bench/24 starters)  
Wyoming (11/25/13, 34 1st half pts, 16 in 2nd half)  
La.-Monroe (12/27/13)  
12, La.-Monroe (12/27/13)  
12, Shannon Scott (OSU); 10, Austin Williams,  
NC A&T (12/17/14)

# Matta Era Superlatives (2005-Present)

## Matta Era (2005-Present) Superlatives

**Points:** 111 vs. Eastern Michigan (W, 111-60, 12/5/09)  
111 vs. Marshall (W, 111-70, 11/25/16)

**FGM:** 46 (68) vs. VMI (W, 107-74, 11/23/11)

**FGA:** 82 (45) vs. Marshall (W, 111-70, 11/25/16)

**FG%:** .714 (35-49) vs. Presbyterian (W, 87-43, 12/15/07)

**3FGM:** 18 (34) at LSU (L, 113-101 2ot, 1/15/05)  
17 (35) in reg. vs. Chattanooga (W, 84-67, 11/27/04)

**3FGA:** 36 (13) vs. Florida A&M (W, 95-53, 1/30/06)

**3FG%:** .933 (14-15) vs. Wisconsin (W, 93-65, 3/6/11)

**FTM:** 38 (51) vs. Ohio (W, 79-69, 11/12/13)

**FTA:** 51 (38) vs. Ohio (W, 79-69, 11/12/13)

**FT%:** .933 (14-15) vs. Northwestern (W, 73-41, 1/17/07)  
(10+ made) .933 (14-15) vs. Kansas (L, 64-62, 3/31/12)

**ORRebs:** 30 vs. NC A&T (W, 102-61, 11/12/10)

**DRRebs:** 41 vs. VMI (W, 107-69, 11/10/06)

**TRRebs:** 61 (27o/34d) vs. Marshall (W, 111-70, 11/25/16)

**Assists:** 30 vs. VMI (W, 107-74, 11/23/11)

**Steals:** 18 vs. NC A&T (W, 97-55, 12/17/14)

**Blocks:** 13 vs. Michigan (W, 76-63, 2/6/07)

## Notes (In Matta Era):

OSU is 12-1 when scoring 100+ pts., 11-0 in regulation, 0-1 in 2OT (LSU, L 113-101, 1/15/05)

OSU is 31-0 when scoring at least 35 FGs, 86-6 when scoring 30+ FGs

OSU is 15-3 when attempting 70 or more shots in a game

OSU has reached 70 pct. shooting once and is 25-0 when shooting 60 pct. or better

OSU is 4-2 when making 15 or more 3s in a game

OSU is 2-0 at home, 1-2 on the road and 1-0 on a neutral court when making 15 or more 3s

OSU is 9-4 when attempting 30 or more 3s

OSU is 9-1 when shooting 60 pct. (min 8 made) from 3 range, 56-5 when shooting 50+ pct. from 3

OSU is 63-3 when making at least 20 FTs, 3-0 when making 30+

OSU is 40-0 when getting to the line 30+ times, and 86-11 with 25+ attempts

OSU is 57-13 when shooting 80 pct or better (min 10 made) at the line

Final Four in New Orleans

OSU is 12-0 with 20 or more offensive rebounds, 1-0 with 30+

OSU is 71-3 with 31 or more defensive rebounds, 1-0 with 40+, (L, 66-55 at UNC 11/28/07, 30 DRs)

OSU is 72-2 with 43 or more total rebounds (L, 68-64 vs. MSU in BTT, 3/11/12; L, 78-68 at MN 1/8/17)

OSU is 66-0 when handing out 20 or more assists, 1-0 with 30+

OSU is 68-12 when credited with 10 or more steals

OSU is 10-2 when blocking 10 or more shots (L 82-74 vs. UNC, Chicago, 12/20/14;  
L 89-66 at Wisconsin, 1-12-17)

## Opponent Notes (in the Matta Era):

**OT:** OSU is 10-11 in overtime games

**FGM:** OSU has held one opponent to fewer than 10 FGs, Samford made 9 of 48 (.188) in a 59-22 loss Nov. 29, 2008  
OSU has held 92 opponents to fewer than 20 FGM. The Buckeyes are 88-4 in those games.

**FGA:** OSU has held 89 opponents to fewer than 50 FGA. The Buckeyes are 66-23 in those games.  
OSU held Michigan to 41 FGA in a 72-46 Ohio State win Feb. 5, 2005. Fewest FGA for a Big Ten team

**FG%:** OSU has held 81 opponents to 35 percent shooting or less (79-2). One loss was 3/20/09 2OT 74-72 setback to Siena in the NCAA Tournament (24-72/.333).  
OSU has allowed 43 opponents to shoot 50 percent or better. The Buckeyes are 17-26 in those games.  
Michigan State shot 66.7 pct. (34-51) vs. OSU March 5, 2016, the best shooting percentage vs. an OSU Matta team.

**3FGM:** OSU has allowed 10 or more made 3s in 73 games, the Buckeyes are 50-23 in those games. Thirteen teams have made 13 or more, OSU is 9-4.  
UMBC made 17 in 35 attempts Dec. 29, 2007, OSU win that game 92-83. It's the most 3s allowed in Matta era.

**3FGA:** VMI owns the Top 2 spots vs. OSU with 49 (11 made, Nov. 25, 2007) and 47 (11 made, Nov. 10, 2006) attempted 3s. OSU won 90-57, 107-69, respectively.

**3FT%:** OSU has allowed just 29 teams to connect at 50 percent or better from 3-point range. The Buckeyes are 12-17 in those games

**FTM:** Opponents have made fewer than 10 FTs 222 times vs. the Buckeyes. OSU is 191-31 in those games.

**FTA:** OSU has held 118 foes under 10 free throw attempts. OSU is 107-11 in those games. Wisconsin did not get to the line once Jan. 29, 2013 (OSU W 58-49)

**ORRebs:** Foes have recorded 20 or more offensive rebounds 12 times vs. OSU, but the Buckeyes are 8-4 in those games.  
In 12 games where opponents have 20+ offensive rebounds, 10 games were on the road (3) or on neutral courts (7)  
The Top 5 offensive rebounding efforts vs. OSU have all been on neutral courts. OSU is 4-1 in those games (L vs. Siena, 74-72 2OT, 3/20/09)

**DRRebs:** OSU has held 127 opponents under 20 defensive rebounds, the Buckeyes are 118-9 in those games  
Presbyterian recorded the fewest defensive rebounds vs. OSU with eight (and 14 total) Dec. 15, 2007.

**TRRebs:** OSU has held 129 opponents to fewer than 30 rebounds, the Buckeyes are 117-12 in those games

**Assists:** OSU is 148-20 in games where the opponent records 10 or fewer assists. Eleven foes have recorded five or fewer helpers (0-11 vs. OSU).

**TOs:** OSU has forced 53 foes to commit 20 or more turnovers, OSU is 52-1 in those games (L 74-72 2OT to Siena 3/20/09, 22 TOs)  
In 15 games (12 vs. B1G foes) where opponents committed six or fewer turnovers, Ohio State is 12-3.

**Fouls:** Opponents have been called for 20 or more fouls in 139 games, OSU is 118-21 in those games.

**Steals:** When opponents record fewer than five steals, OSU is 188-39. Four times opponents have recorded zero steals, Penn State has done so three times.

**Blocks:** In 25 games in which an opponent has blocked seven or more OSU shots, 22 have been on the road (14/5-9) or at a neutral site (8/3-5) ... Home (3/2-1).  
OSU is 57-8 when an opponent fails to block a shot vs. the Buckeyes.

## TEAM MILESTONE MADE FIELD GOALS- MATTA ERA (2005-PRESENT)

Field Goal	Scored By	Opponent	Date	Final Score	Games/FG	Games Between
1,000	Matt Terwilliger	Belmont	12/14/2005	W, 85-75	G 38/FG 19	38
2,000	Greg Oden	Iowa State	12/19/2006	W, 75-56	G 75/FG 13	37
3,000	Jon Diebler (3)	UMBC	12/29/2007	W, 92-83	G 115/FG 10	40
4,000	Jon Diebler (3)	Indiana	1/13/2009	W, 77-53	G 155/FG 14	40
5,000	Evan Turner	@Iowa	1/27/2010	W, 65-57	G 194/FG 22	39
6,000	Dashaun Thomas	Purdue	1/25/2011	W, 87-64	G 231/FG 7	37
7,000	Lenzelle Smith Jr.	@Nebraska	1/21/2012	W, 79-45	G 267/FG 4	36
8,000	LaQuinton Ross	Wisconsin	1/29/2013	W, 58-49	G 306/FG 6	39
9,000	Aaron Craft	Purdue	2/8/2014	W, 48-39	G 347/FG 13	41
10,000	D'Angelo Russell	@MSU	2/14/2015	L, 59-56	G 384/FG 1	37
11,000	JaQuan Lyle (3)	@MSU	3/5/16	L, 91-76	G 424/FG 14	39



**2016-17 Ohio State Buckeyes  
Buckeyes Combined Team Statistics (as of Jan 12, 2017)  
All games**



<b>RECORD:</b>	<b>OVERALL</b>	<b>HOME</b>	<b>AWAY</b>	<b>NEUTRAL</b>
ALL GAMES	10-7	9-2	1-4	0-1
CONFERENCE	0-4	0-1	0-3	0-0
NON-CONFERENCE	10-3	9-1	1-1	0-1

#	Player	gp-gs	min	avg	Total		3-Point		F-Throw		Rebounds				pf	dq	a	to	blk	stl	pts	avg
					fg-fga	fg%	3fg-fga	3fg%	ft-fga	ft%	off	def	tot	avg								
01	Tate, Jae'Sean	17-17	545	32.1	98-178	.551	3-19	.158	43-73	.589	34	77	111	6.5	53	2	31	32	5	16	242	14.2
13	Lyle, JaQuan	17-17	524	30.8	71-156	.455	15-48	.313	42-57	.737	6	50	56	3.3	29	0	92	43	2	22	199	11.7
02	Loving, Marc	17-17	553	32.5	62-146	.425	26-73	.356	40-57	.702	21	62	83	4.9	41	0	31	47	9	6	190	11.2
32	Thompson, Trevor	17-6	370	21.8	66-111	.595	0-0	.000	50-64	.781	42	112	154	9.1	55	4	8	21	34	6	182	10.7
15	Williams, Kam	17-14	519	30.5	64-154	.416	31-79	.392	18-19	.947	6	30	36	2.1	28	1	9	19	3	19	177	10.4
33	Bates-Diop, Keita	9-3	210	23.3	37-74	.500	3-15	.200	10-14	.714	12	35	47	5.2	13	0	12	14	12	2	87	9.7
00	Potter, Micah	15-11	232	15.5	22-49	.449	10-21	.476	11-21	.524	18	36	54	3.6	31	0	4	12	6	6	65	4.3
03	Jackson, C.J.	17-0	252	14.8	20-63	.317	7-36	.194	17-27	.630	2	28	30	1.8	20	0	56	17	0	14	64	3.8
24	Wesson, Andre	14-0	133	9.5	9-25	.360	4-16	.250	5-14	.357	10	9	19	1.4	7	0	4	12	0	4	27	1.9
10	Bell, David	9-0	65	7.2	5-10	.500	0-0	.000	1-3	.333	6	14	20	2.2	9	0	1	3	6	1	11	1.2
14	Lane, Joey	4-0	12	3.0	2-5	.400	2-4	.500	1-2	.500	0	2	2	0.5	0	0	0	2	0	1	7	1.8
23	Jent, Jimmy	4-0	10	2.5	1-4	.250	1-2	.500	0-0	.000	0	4	4	1.0	0	0	0	0	0	0	3	0.8
Team												19	27	46				4				
Total.....		17	3425		457-975	.469	102-313	.326	238-351	.678	176	486	662	38.9	286	7	248	226	77	97	1254	73.8
Opponents.....		17	3425		409-1035	.395	139-411	.338	181-276	.656	196	412	608	35.8	324	-	210	217	47	83	1138	66.9

<b>TEAM STATISTICS</b>	<b>OSU</b>	<b>OPP</b>	<b>Date</b>	<b>Opponent</b>	<b>Score</b>	<b>Att.</b>
SCORING	1254	1138	11/11/16	at Navy	w 78-68	4116
Points per game	73.8	66.9	11/14/16	N.C. CENTRAL	w 69-63	9787
Scoring margin	+6.8	-	11/17/16	PC	w 72-67	11089
FIELD GOALS-ATT	457-975	409-1035	11/21/16	WESTERN CAROLINA	w 66-38	10452
Field goal pct	.469	.395	11/23/16	JACKSON STATE	w 78-47	10513
3 POINT FG-ATT	102-313	139-411	11/25/16	MARSHALL	w 111-70	14355
3-point FG pct	.326	.338	11/30/16	at Virginia	L 61-63	14566
3-pt FG made per game	6.0	8.2	12/03/16	FAIRLEIGH DICKINSON	w 70-62	11570
FREE THROWS-ATT	238-351	181-276	12/06/16	FLORIDA ATLANTIC	Lot 77-79	11862
Free throw pct	.678	.656	12/10/16	UCONN	w 64-60	12313
F-Throws made per game	14.0	10.6	12/17/16	vs UCLA	L 73-86	19298
REBOUNDS	662	608	12/20/16	YOUNGSTOWN STATE	w 77-40	11417
Rebounds per game	38.9	35.8	12/22/16	UNC ASHEVILLE	w 79-77	11480
Rebounding margin	+3.2	-	* 01/01/17	at Illinois	L 70-75	12221
ASSISTS	248	210	* 01/05/17	PURDUE	L 75-76	13221
Assists per game	14.6	12.4	* 01/08/17	at Minnesota	L 68-78	11267
TURNOVERS	226	217	* 01/12/17	at Wisconsin	L 66-89	17287
Turnovers per game	13.3	12.8				
Turnover margin	-0.5	-		* - Conference game		
Assist/turnover ratio	1.1	1.0				
STEALS	97	83				
Steals per game	5.7	4.9				
BLOCKS	77	47				
Blocks per game	4.5	2.8				
ATTENDANCE	128059	78755				
Home games-Avg/Game	11-11642	5-11891				
Neutral site-Avg/Game	-	1-19298				

<b>Score by Periods</b>	<b>1st</b>	<b>2nd</b>	<b>OT</b>	<b>Totals</b>
Buckeyes	604	644	6	1254
Opponents	537	593	8	1138



**2016-17 Ohio State Buckeyes  
Buckeyes Combined Team Statistics (as of Jan 12, 2017)  
Conference games**



<b>RECORD:</b>	<b>OVERALL</b>	<b>HOME</b>	<b>AWAY</b>	<b>NEUTRAL</b>
ALL GAMES	0-4	0-1	0-3	0-0
CONFERENCE	0-4	0-1	0-3	0-0
NON-CONFERENCE	0-0	0-0	0-0	0-0

#	Player	gp-gs	min	avg	Total		3-Point		F-Throw		Rebounds				pf	dq	a	to	blk	stl	pts	avg		
					fg-fga	fg%	3fg-fga	3fg%	ft-fta	ft%	off	def	tot	avg										
13	Lyle, JaQuan	4-4	133	33.2	23-48	.479	6-14	.429	7-11	.636	1	15	16	4.0	7	0	15	6	0	7	59	14.8		
01	Tate, Jae'Sean	4-4	127	31.8	25-48	.521	1-7	.143	5-9	.556	4	19	23	5.8	16	1	9	11	2	5	56	14.0		
32	Thompson, Trevor	4-4	94	23.5	12-28	.429	0-0	.000	19-23	.826	16	19	35	8.8	16	1	1	5	10	1	43	10.8		
02	Loving, Marc	4-4	136	34.0	13-36	.361	6-13	.462	6-8	.750	6	15	21	5.3	8	0	6	14	3	1	38	9.5		
15	Williams, Kam	4-4	138	34.5	14-41	.341	4-16	.250	4-4	1.000	1	11	12	3.0	7	1	3	3	0	3	36	9.0		
00	Potter, Micah	4-0	50	12.5	5-11	.455	3-5	.600	5-6	.833	2	7	9	2.3	9	0	1	1	4	1	18	4.5		
03	Jackson, C.J.	4-0	62	15.5	5-20	.250	2-12	.167	5-8	.625	0	7	7	1.8	6	0	8	0	0	2	17	4.3		
24	Wesson, Andre	3-0	29	9.7	1-4	.250	1-3	.333	3-4	.750	2	0	2	0.7	3	0	0	1	0	3	6	2.0		
33	Bates-Diop, Keita	1-0	25	25.0	2-5	.400	0-0	.000	2-2	1.000	3	5	8	8.0	2	0	1	3	1	0	6	6.0		
10	Bell, David	2-0	6	3.0	0-0	.000	0-0	.000	0-0	.000	0	0	0	0.0	1	0	0	1	1	0	0	0.0		
Team											6	4	10											
Total.....		4	800		100-241	.415	23-70	.329	56-75	.747	41	102	143	35.8	75	3	44	45	21	23	279	69.8		
Opponents.....		4	800		114-257	.444	35-88	.398	55-85	.647	59	110	169	42.2	66	-	57	41	19	20	318	79.5		

<b>TEAM STATISTICS</b>	<b>OSU</b>	<b>OPP</b>	<b>Date</b>	<b>Opponent</b>	<b>Score</b>	<b>Att.</b>
SCORING	279	318	* 01/01/17	at Illinois	L 70-75	12221
Points per game	69.8	79.5	* 01/05/17	PURDUE	L 75-76	13221
Scoring margin	-9.7	-	* 01/08/17	at Minnesota	L 68-78	11267
FIELD GOALS-ATT	100-241	114-257	* 01/12/17	at Wisconsin	L 66-89	17287
Field goal pct	.415	.444	* - Conference game			
3 POINT FG-ATT	23-70	35-88				
3-point FG pct	.329	.398				
3-pt FG made per game	5.8	8.8				
FREE THROWS-ATT	56-75	55-85				
Free throw pct	.747	.647				
F-Throws made per game	14.0	13.8				
REBOUNDS	143	169				
Rebounds per game	35.8	42.2				
Rebounding margin	-6.5	-				
ASSISTS	44	57				
Assists per game	11.0	14.3				
TURNOVERS	45	41				
Turnovers per game	11.3	10.3				
Turnover margin	-1.0	-				
Assist/turnover ratio	1.0	1.4				
STEALS	23	20				
Steals per game	5.8	5.0				
BLOCKS	21	19				
Blocks per game	5.3	4.8				
ATTENDANCE	13221	40775				
Home games-Avg/Game	1-13221	3-13592				
Neutral site-Avg/Game	-	0-0				

<b>Score by Periods</b>	<b>1st</b>	<b>2nd</b>	<b>Totals</b>
Buckeyes	122	157	279
Opponents	166	152	318



**2016-17 Ohio State Buckeyes**  
 Buckeyes Team Game-by-Game Comparison (as of Jan 12, 2017)  
 All games



# 2016-17 Comparison Statistics

Opponent	1st	2nd	Score	Mar	Total FG	FG Pct	3-Pointers	3FG Pct	Free Throws	FT Pct	Rebounds	Assist	T/Over	Block	Steal	Fouls
Navy	33/28	45/40	78-68	+10	27-47/23-61	.574/.377	10-18/8-29	.556/.276	14-21/14-24	.667/.583	39/31 +8	20/14	17/7	8/0	3/5	23/19
N.C. CENTRAL	31/29	38/34	69-63	+6	26-56/25-51	.464/.490	6-21/6-19	.286/.316	11-23/7-9	.478/.778	32/32 -	14/10	13/20	1/3	4/4	16/27
PC	38/28	34/39	72-67	+5	27-54/23-65	.500/.354	4-12/10-26	.333/.385	14-20/11-17	.700/.647	43/33 +10	14/18	11/3	7/3	2/3	17/20
WESTERN CAROLINA	32/18	34/20	66-38	+28	23-55/14-51	.418/.275	5-17/6-25	.294/.240	15-24/4-9	.625/.444	44/33 +11	11/5	14/20	3/3	11/6	12/19
JACKSON STATE	40/23	38/24	78-47	+31	26-47/18-61	.553/.295	13-27/7-23	.481/.304	13-20/4-6	.650/.667	32/37 (5)	20/9	16/20	4/1	8/4	11/21
MARSHALL	60/37	51/33	111-70	+41	45-82/26-70	.549/.371	10-29/13-40	.345/.325	11-23/5-10	.478/.500	61/32 +29	22/15	10/15	3/1	8/3	15/20
Virginia	36/24	25/39	61-63	(2)	22-44/21-56	.500/.375	6-17/7-16	.353/.438	11-13/14-20	.846/.700	31/31 -	14/9	20/10	3/6	4/9	20/11
FAIRLEIGH DICKINSON	33/32	37/30	70-62	+8	26-52/22-56	.500/.393	6-15/7-22	.400/.318	12-21/11-14	.571/.786	35/33 +2	16/10	14/13	5/2	7/4	13/22
FLORIDA ATLANTIC	32/31	39/40	77-79	(2)	28-67/27-62	.418/.435	4-20/10-25	.200/.400	17-22/15-22	.773/.682	42/41 +1	16/10	12/12	5/2	4/4	19/22
UCONN	32/34	32/26	64-60	+4	18-53/24-55	.340/.436	2-18/7-22	.111/.318	26-34/5-9	.765/.556	36/32 +4	6/10	7/16	2/0	5/1	12/27
UCLA	37/40	36/46	73-86	(13)	29-62/31-64	.468/.484	5-24/10-31	.208/.323	10-12/14-19	.833/.737	31/41 (10)	17/19	18/15	2/1	10/12	20/13
YOUNGSTOWN STATE	42/14	35/26	77-40	+37	31-62/13-62	.500/.210	5-15/2-21	.333/.095	10-17/12-17	.588/.706	54/35 +19	19/10	16/15	9/3	6/4	17/14
UNC ASHEVILLE	36/33	43/44	79-77	+2	29-53/28-64	.547/.438	3-10/11-24	.300/.458	18-26/10-15	.692/.667	39/28 +11	15/14	13/10	4/3	2/4	16/23
Illinois	29/40	41/35	70-75	(5)	27-65/26-60	.415/.433	7-21/6-19	.333/.316	9-11/17-23	.818/.739	35/42 (7)	10/7	8/9	3/4	3/3	18/14
PURDUE	39/43	36/33	75-76	(1)	26-59/27-63	.441/.429	6-15/8-23	.400/.348	17-20/14-20	.850/.700	32/44 (12)	10/11	11/12	4/1	9/2	17/18
Minnesota	27/38	41/40	68-78	(10)	26-64/25-61	.406/.410	5-14/9-24	.357/.375	11-21/19-27	.524/.704	45/39 +6	17/20	14/12	4/12	5/7	26/17
Wisconsin	27/45	39/44	66-89	(23)	21-53/36-73	.396/.493	5-20/12-22	.250/.545	19-23/5-15	.826/.333	31/44 (13)	7/19	12/8	10/2	6/8	14/17

Note: Game totals are displayed in the format TEAM/OPPONENT for each category

# 2016-17 Highs and Lows



2016-17 Ohio State Buckeyes  
Buckeyes Player High/Low Analysis (as of Jan 12, 2017)  
All games



2016-17 Ohio State Buckeyes  
Buckeyes Opponent High/Low Analysis (as of Jan 12, 2017)  
All games



## Buckeyes - INDIVIDUAL GAME HIGHS

Points	26	Lyle, JaQuan at Illinois (01/01/17)
	23	Williams, Kam at Navy (11/11/16)
	21	Lyle, JaQuan vs PC (11/17/16)
	21	Tate, Jae'Sean vs N.C. Central (11/14/16)
	20	Tate, Jae'Sean at Minnesota (01/08/17)
	20	Tate, Jae'Sean vs Marshall (11/25/16)
	20	Loving, Marc vs Marshall (11/25/16)
Field Goals Made	10	Tate, Jae'Sean at Minnesota (01/08/17)
	10	Lyle, JaQuan at Illinois (01/01/17)
Field Goal Att.	18	Lyle, JaQuan at Illinois (01/01/17)
	15	Tate, Jae'Sean at Minnesota (01/08/17)
FG Pct (min 5 made)	.778 (7-9)	Bates-Diop, Keita vs Youngstown State (12/20/16)
	.778 (7-9)	Thompson, Trevor vs Florida Atlantic (12/06/16)
	.778 (7-9)	Thompson, Trevor vs Marshall (11/25/16)
	.778 (7-9)	Williams, Kam at Navy (11/11/16)
3-Point FG Made	5	Williams, Kam vs Marshall (11/25/16)
	5	Williams, Kam at Navy (11/11/16)
3-Point FG Att.	9	Williams, Kam vs Marshall (11/25/16)
	7	Williams, Kam at Illinois (01/01/17)
	7	Williams, Kam vs UConn (12/10/16)
	7	Loving, Marc vs Marshall (11/25/16)
	7	Loving, Marc vs Jackson State (11/23/16)
	7	Williams, Kam vs Western Carolina (11/21/16)
3-Pt FG Pct (min 2 made)	1.000 (2-2)	Loving, Marc vs Purdue (01/05/17)
	1.000 (2-2)	Lane, Joey vs Jackson State (11/23/16)
Free Throws Made	9	Thompson, Trevor vs UConn (12/10/16)
	8	Tate, Jae'Sean vs Florida Atlantic (12/06/16)
Free Throw Att.	10	Thompson, Trevor at Minnesota (01/08/17)
	10	Thompson, Trevor vs UConn (12/10/16)
	10	Tate, Jae'Sean vs Florida Atlantic (12/06/16)
FT Pct (min 3 made)	1.000 (6-6)	Lyle, JaQuan vs UConn (12/10/16)
	1.000 (6-6)	Loving, Marc vs Marshall (11/25/16)
	1.000 (5-5)	Thompson, Trevor at Wisconsin (01/12/17)
	1.000 (4-4)	Tate, Jae'Sean at Wisconsin (01/12/17)
	1.000 (4-4)	Loving, Marc vs Purdue (01/05/17)
	1.000 (4-4)	Loving, Marc vs Jackson State (11/23/16)
	1.000 (4-4)	Williams, Kam vs Western Carolina (11/21/16)
	1.000 (4-4)	Thompson, Trevor vs PC (11/17/16)
	1.000 (4-4)	Jackson, C.J. at Navy (11/11/16)
	1.000 (4-4)	Williams, Kam at Navy (11/11/16)
	1.000 (3-3)	Tate, Jae'Sean vs UNC Asheville (12/22/16)
	1.000 (3-3)	Lyle, JaQuan vs Jackson State (11/23/16)
Rebounds	17	Thompson, Trevor vs UConn (12/10/16)
	15	Thompson, Trevor at Minnesota (01/08/17)
	15	Thompson, Trevor vs Youngstown State (12/20/16)
Assists	11	Lyle, JaQuan vs Jackson State (11/23/16)
	10	Lyle, JaQuan vs Youngstown State (12/20/16)
Steals	4	Lyle, JaQuan vs UCLA (12/17/16)
	4	Lyle, JaQuan vs UConn (12/10/16)
	4	Williams, Kam vs Fairleigh Dickinson (12/03/16)
	4	Williams, Kam vs Jackson State (11/23/16)
Blocked Shots	5	Thompson, Trevor vs Fairleigh Dickinson (12/03/16)

## Buckeyes - TEAM GAME HIGHS

POINTS	111	MARSHALL (11/25/16)
	79	UNC ASHEVILLE (12/22/16)
FIELD GOALS MADE	45	MARSHALL (11/25/16)
FIELD GOAL ATTEMPTS	82	MARSHALL (11/25/16)
FIELD GOAL PERCENTAGE	.574 (27-47)	at Navy (11/11/16)
3 PT FIELD GOALS MADE	13	JACKSON STATE (11/23/16)
3 PT FG ATTEMPTS	29	MARSHALL (11/25/16)
3 PT FG PERCENTAGE	.556 (10-18)	at Navy (11/11/16)
FREE THROWS MADE	26	UCONN (12/10/16)
FREE THROW ATTEMPTS	34	UCONN (12/10/16)
FREE THROW PERCENTAGE	.850 (17-20)	PURDUE (01/05/17)
REBOUNDS	61	MARSHALL (11/25/16)
ASSISTS	22	MARSHALL (11/25/16)
STEALS	11	WESTERN CAROLINA (11/21/16)
BLOCKED SHOTS	10	at Wisconsin (01/12/17)
TURNOVERS	20	at Virginia (11/30/16)
FOULS	26	at Minnesota (01/08/17)

## Buckeyes - GAME LOWS

POINTS	61	at Virginia (11/30/16)
	64	UCONN (12/10/16)
FIELD GOALS MADE	18	UCONN (12/10/16)
FIELD GOAL ATTEMPTS	44	at Virginia (11/30/16)
FIELD GOAL PERCENTAGE	.340 (18-53)	UCONN (12/10/16)
3 PT FIELD GOALS MADE	2	UCONN (12/10/16)
3 PT FG ATTEMPTS	10	UNC ASHEVILLE (12/22/16)
3 PT FG PERCENTAGE	.111 (2-18)	UCONN (12/10/16)
FREE THROWS MADE	9	at Illinois (01/01/17)
FREE THROW ATTEMPTS	11	at Illinois (01/01/17)
FREE THROW PERCENTAGE	.478 (11-23)	N.C. CENTRAL (11/14/16)
	.478 (11-23)	MARSHALL (11/25/16)
REBOUNDS	31	at Virginia (11/30/16)
	31	vs UCLA (12/17/16)
	31	at Wisconsin (01/12/17)
ASSISTS	6	UCONN (12/10/16)
STEALS	2	PC (11/17/16)
	2	UNC ASHEVILLE (12/22/16)
BLOCKED SHOTS	1	N.C. CENTRAL (11/14/16)
TURNOVERS	7	UCONN (12/10/16)
FOULS	11	JACKSON STATE (11/23/16)

## OPPONENT INDIVIDUAL GAME HIGHS

Points	27	BULLOCK, Rodney vs PC (11/17/16)
	26	COLE, Patrick vs N.C. Central (11/14/16)
	25	ELMORE, Jon vs Marshall (11/25/16)
	23	TEAGUE, MaCio vs UNC Asheville (12/22/16)
	23	Filer, Adonis vs Florida Atlantic (12/06/16)
Field Goals Made	10	COLE, Patrick vs N.C. Central (11/14/16)
	8	Hamilton, Isaac vs UCLA (12/17/16)
	8	Filer, Adonis vs Florida Atlantic (12/06/16)
	8	ELMORE, Jon vs Marshall (11/25/16)
	8	BULLOCK, Rodney vs PC (11/17/16)
	8	Abdullah, Hasan at Navy (11/11/16)
Field Goal Att.	20	ELMORE, Jon vs Marshall (11/25/16)
	20	BULLOCK, Rodney vs PC (11/17/16)
FG Pct (min 5 made)	.714 (5-7)	Finke, Michael at Illinois (01/01/17)
	.636 (7-11)	Coffey, Amir at Minnesota (01/08/17)
3-Point FG Made	6	Abdullah, Hasan at Navy (11/11/16)
	5	Koenig, Bronson at Wisconsin (01/12/17)
	5	Springs, Akeem at Minnesota (01/08/17)
	5	Filer, Adonis vs Florida Atlantic (12/06/16)
	5	LOOP, Austin vs Marshall (11/25/16)
	5	BULLOCK, Rodney vs PC (11/17/16)
3-Point FG Att.	14	Abdullah, Hasan at Navy (11/11/16)
	12	ELMORE, Jon vs Marshall (11/25/16)
3-Pt FG Pct (min 2 made)	1.000 (2-2)	Illikainen, Alex at Wisconsin (01/12/17)
	1.000 (2-2)	VANNATTA, Kevin vs UNC Asheville (12/22/16)
Free Throws Made	8	Holiday, Aaron vs UCLA (12/17/16)
	7	Mason, Nate at Minnesota (01/08/17)
	7	Swanigan, Caleb vs Purdue (01/05/17)
	7	Hill, Malcolm at Illinois (01/01/17)
	7	TEAGUE, MaCio vs UNC Asheville (12/22/16)
	7	Cylla, Jeantal vs Florida Atlantic (12/06/16)
Free Throw Att.	10	Holiday, Aaron vs UCLA (12/17/16)
	9	Mason, Nate at Minnesota (01/08/17)
	9	Swanigan, Caleb vs Purdue (01/05/17)
	9	Hill, Malcolm at Illinois (01/01/17)
FT Pct (min 3 made)	1.000 (7-7)	TEAGUE, MaCio vs UNC Asheville (12/22/16)
	1.000 (6-6)	Darian ANDERSON vs Fairleigh Dickinson (12/03/16)
	1.000 (3-3)	ADAMS, Jalen vs UConn (12/10/16)
Rebounds	15	Black, Leron at Illinois (01/01/17)
	14	Marc Gosselin vs Western Carolina (11/21/16)
Assists	9	Ball, Lonzo vs UCLA (12/17/16)
	8	CARTWRIGHT, Kyron vs PC (11/17/16)
Steals	5	Holiday, Aaron vs UCLA (12/17/16)
	4	Paris Collins vs Jackson State (11/23/16)
Blocked Shots	4	Konate, Bakary at Minnesota (01/08/17)

## Opponent - GAME HIGHS

POINTS	89	at Wisconsin (01/12/17)
	86	vs UCLA (12/17/16)
FIELD GOALS MADE	36	at Wisconsin (01/12/17)
FIELD GOAL ATTEMPTS	73	at Wisconsin (01/12/17)
FIELD GOAL PERCENTAGE	.493 (36-73)	at Wisconsin (01/12/17)
3 PT FIELD GOALS MADE	13	MARSHALL (11/25/16)
3 PT FG ATTEMPTS	40	MARSHALL (11/25/16)
3 PT FG PERCENTAGE	.545 (12-22)	at Wisconsin (01/12/17)
FREE THROWS MADE	19	at Minnesota (01/08/17)
FREE THROW ATTEMPTS	27	at Minnesota (01/08/17)
FREE THROW PERCENTAGE	.786 (11-14)	FAIRLEIGH DICKINSON (12/03/16)
REBOUNDS	44	at Wisconsin (01/12/17)
	44	PURDUE (01/05/17)
ASSISTS	20	at Minnesota (01/08/17)
STEALS	12	vs UCLA (12/17/16)
BLOCKED SHOTS	12	at Minnesota (01/08/17)
TURNOVERS	20	JACKSON STATE (11/23/16)
	20	WESTERN CAROLINA (11/21/16)
	20	N.C. CENTRAL (11/14/16)
FOULS	27	UCONN (12/10/16)

## Opponent - GAME LOWS

POINTS	38	WESTERN CAROLINA (11/21/16)
	40	YOUNGSTOWN STATE (12/20/16)
FIELD GOALS MADE	13	YOUNGSTOWN STATE (12/20/16)
FIELD GOAL ATTEMPTS	51	N.C. CENTRAL (11/14/16)
	51	WESTERN CAROLINA (11/21/16)
FIELD GOAL PERCENTAGE	.210 (13-62)	YOUNGSTOWN STATE (12/20/16)
3 PT FIELD GOALS MADE	2	YOUNGSTOWN STATE (12/20/16)
3 PT FG ATTEMPTS	16	at Virginia (11/30/16)
3 PT FG PERCENTAGE	.095 (2-21)	YOUNGSTOWN STATE (12/20/16)
FREE THROWS MADE	4	WESTERN CAROLINA (11/21/16)
	4	JACKSON STATE (11/23/16)
FREE THROW ATTEMPTS	6	JACKSON STATE (11/23/16)
FREE THROW PERCENTAGE	.333 (5-15)	at Wisconsin (01/12/17)
REBOUNDS	28	UNC ASHEVILLE (12/22/16)
ASSISTS	5	WESTERN CAROLINA (11/21/16)
STEALS	1	UCONN (12/10/16)
BLOCKED SHOTS	0	at Navy (11/11/16)
	0	UCONN (12/10/16)
TURNOVERS	3	PC (11/17/16)
FOULS	11	at Virginia (11/30/16)

# Charting the 2016-17 Buckeyes

All Games	Ohio State	Opponents
<b>Most First Half Points</b>	60 vs. Marshall (11/25)	45, at Wisconsin (1/12)
<b>Most Second Half Points</b>	51 vs. Marshall (11/25)	46, UCLA (12/17)
<b>Most Overtime Points</b>	6, FAU (12/6)	8, FAU (12/6)
<b>Fewest First Half Points</b>	27 at Minnesota (1/8)	14 YSU (12/20)
<b>Fewest Second Half Points</b>	25 at Virginia (11/30)	20, WCU (11/21)

Ohio State in the 2016-17 Polls		
Date	Associated Press	ESPN/USA Today
Preseason	RV	RV
Nov. 14	RV	--
Nov. 21	RV	--
Nov. 28	RV	RV
Dec. 5	RV	RV
Dec. 12	RV	--
Dec. 19	--	--
Dec. 26	--	--
Jan. 2	--	--
Jan. 9	--	--

<b>Halftime Leads:</b>	<b>OSU</b>	11	<b>OSU Record --</b>	9-2
	<b>Opp.</b>	6	<b>OSU Record --</b>	1-5
	<b>Ties</b>		<b>OSU Record --</b>	
<b>Rebound Advantage:</b>	<b>OSU</b>	10	<b>OSU Record --</b>	8-2
	<b>Opp.</b>	5	<b>OSU Record --</b>	1-4
	<b>Ties</b>	2	<b>OSU Record --</b>	1-1
<b>Bench Scoring Advantage</b>	<b>OSU</b>	11	<b>OSU Record --</b>	9-2
	<b>Opp.</b>	6	<b>OSU Record --</b>	1-5
	<b>Ties</b>		<b>OSU Record --</b>	
<b>Bench Scoring Totals</b>	<b>OSU</b>	337		
	<b>Opp.</b>	305		
	<b>OSU Margin</b>	32		

Starting Combinations (G, G, C, F, F) and Records	All Games	Big Ten
Lyle, Loving, Potter, Tate, Bates-Diop	3-0	
Lyle, Williams, Potter, Tate, Loving	6-3	
Lyle, Williams, Thompson, Tate, Loving	1-4	

Point Differential													
Margin	1	2	4	5	6	8	10	13	23	28	31	37	41
<b>Wins</b>	0	1	1	1	1	1	1	0	0	1	1	1	1
<b>Losses</b>	1	2	0	1	0	0	1	1	1	0	0	0	0

Scoring --	Loving	Tate	Williams	Thompson	Lyle	Potter	Jackson	Bell	Bates-Diop	Wesson	Totals
Double-Figure Games	9	15	10	11	11	2			4		62
20-29-Point Games	1	3	1		2						7
30-Point Games											
Game-High Honors	2	3	2	1	2						10
Team-High Honors	4	7	2	3	5						19
Rebounding --	Loving	Tate	Williams	Thompson	Lyle	Potter	Jackson		Bates-Diop	Wesson	Totals
Double-Figure Games	2	3		5		1			1		12
Game-High Honors	2	2		5					1		10
Team-High Honors	3	5		9		1			1		19
Assists --	Loving	Tate	Williams	Thompson	Lyle	Potter	Jackson		Bates-Diop	Wesson	Totals
Game-High Honors	1				10		3				14
Team-High Honors	1				13		4				18
Double-Doubles -- (Pts/Rebs)	1	3		5	1	1			1		12
Triple-Doubles -- (Pts/Reb/Ast)											











Game 13

Ohio State 79, UNC Asheville 77

Dec. 22, 2016, Columbus

COLUMBUS, Ohio -- Jae'Sean Tate and JaQuan Lyle led Ohio State with 17 points each and Kam Williams made two free throws with four seconds left to ice the Buckeyes' 79-77 win over UNC Asheville. Trevor Thompson had his fourth double-double of the season with 14 points and 10 rebounds for Ohio State. MaCio Teague scored 23 points for Asheville and Raekwon Miller added 15. Thompson committed a technical foul with 4:25 remaining, allowing Asheville to convert two free throws and the front end of a one-and-one and cap a 15-3 run to take its first lead at 67-65. Teague sank an off-balanced layup to put Asheville on top once again at 69-67 before Lyle scored eight straight points for the Buckeyes and a 75-71 lead. Alec Wnuk made his second 3 of the game, and only his third of the season, with 5.1 seconds left, making the score 77-75 but Williams ensured the win with two free throws. After a 10-0 run early in the second half extended Ohio State's lead to 46-35, Asheville's 1-3-1 zone in the halfcourt continued to disrupt the Buckeyes offense. Columbus native Kevin Vannatta scored five straight points for the Bulldogs with under six minutes remaining to tie the game at 64. Ohio State shot 55 percent to Asheville's 44 percent.

Notes:

- The victory brought Ohio State's record to 6-0 all-time against UNC Asheville.
The Buckeyes are now 15-0 all-time against the teams that currently make up the Big South.
Ohio State has held all 13 opponents to under 50 percent shooting this season.
The Buckeyes are 10-2 on the season when leading with five minutes left to play.
Ohio State is now 7-2 this season in games in which it scores 70 or more points.
The Buckeyes are now 1-2 in contests decided by two points or less this season.
The Buckeyes outrebounded the Bulldogs 39-28 in the contest.
Ohio State is 8-1 on the season when winning the battle on the boards.
With Matta at the helm, Ohio State is 80-16 (.833) in the month of December.
Ohio State is now 50-22 under Matta when its opponent makes 10 or more 3-pointers and 3-2 this season.
Trevor Thompson recorded his fourth double-double of the season and the seventh of his career putting up 14 points and 10 rebounds while adding a block.
He has now recorded double-doubles in back-to-back games.
Marc Loving racked up 11 points, three rebounds, three assists and two blocks in the contest.
He now has seven double figure scoring efforts on the season.
Jae'Sean Tate tallied 17 points, six rebounds, three assists and two steals in the contest.
He has now scored in double figures in 12 of 13 games this season.
JaQuan Lyle scored 17 points, dished out six assists and added two rebounds on the night.
It was his eighth double-figure scoring effort of the season.

Game 14

Illinois 75, Ohio State 70

Jan. 1, 2017, Champaign

CHAMPAIGN, Ill. -- Malcolm Hill scored 20 points to help Illinois escape with a 75-70 win over Ohio State. Tracy Abrams added 16 points and Leron Black grabbed a career-high 15 rebounds for Illinois. Hill drove to the left for a layup to give the Illini a 71-67 lead with 55-seconds left. Jalen Coleman-Lands and Abrams each made two free throws from there to seal it. The Illini built a lead that reached as much as 15 points in the latter part of the first half after the Buckeyes went through a couple of scoring droughts. The Illinois bench outscored Ohio State's 25-9, led by big man Michael Finke and Maverick Morgan with 12 and 11 points, respectively. JaQuan Lyle led Ohio State with 26 points. Ohio State couldn't rebound from scoring droughts in both halves despite a hot start to the second in which it took the lead in the final five minutes of the game. Marc Loving and Kam Williams added 10 points apiece for the Buckeyes.

Notes:

- The Buckeyes are now 56-45 in Big Ten conference openers.
The Scarlet and Gray holds a record of 795-701 all-time against the teams that currently make up the Big Ten.
Ohio State has held all 14 opponents to under 50 percent shooting this season.
Ohio State is now 7-3 this season in games in which it scores 70 or more points.
The Buckeyes were 81.8 percent from the free-throw line.
Ohio State held the Fighting Illini to 31.6 percent from the 3-point line.
Thad Matta-coached teams are now 17-6 overall against Illinois and 6-5 when playing in Champaign.
Buckeyes coached by Matta now own a record of 166-76 against Big Ten teams.
JaQuan Lyle led the Buckeyes as he scored 26 points, dished out three assists and added five rebounds and finished with zero turnovers.
Lyle scored 16-consecutive points for the Buckeyes in the second half.
It was his ninth double-figure scoring effort of the season.
Jae'Sean Tate tallied nine points, nine rebounds and one assist.
He has now scored in double figures in 13 of 14 games this season.
Marc Loving racked up 10 points, five rebounds and three assists.
He now has eight double-figure scoring efforts on the season.

Game 15

No. 20 Purdue 76, Ohio State 75

Jan. 5, 2017, Columbus

COLUMBUS, Ohio-- Ohio State fought back furiously from a 10-point deficit in the second half against No. 20 Purdue but a desperate rally came up just short. Purdue's Caleb Swanigan hit a free throw with 5 seconds left and the Boilermakers held off a final Ohio State rush to win 76-75 in a physical Big Ten contest. Trevor Thompson made a layup to tie the score at 75 with 15 seconds left but missed a subsequent free throw that could have put the Buckeyes ahead. Swanigan was fouled on the other end and hit his first free throw but missed the second. Micah Potter grabbed that rebound and got it to JaQuan Lyle, but his driving shot at the buzzer for the win was off the mark. Swanigan and Vincent Edwards paced with Boilermakers with 16 points apiece, and Dakota Mathias added 14. Isaac Haas had 10 rebounds. Purdue won despite hitting just 1 of 9 shots from beyond the 3-point line in the first half and were only 8 for 23 for the game. The Boilermakers shot 42.9 percent from the field overall, compared with 44.1 percent for Ohio State. Jae'Sean Tate scored 17 points for Ohio State and Marc Loving added 14.

Notes:

- Ohio State trails the all-time series with the Boilermakers, 86-83.
Ohio State has held all 15 opponents to under 50 percent shooting this season. Purdue shot 42.9 percent from the field.
Ohio State is now 7-4 this season in games in which it scores 70 or more points.
The Buckeyes were 17-of-20 from the free-throw line, good for 85.0 percent and a season high.
Ohio State held Purdue to zero fast break points, the second time it has done so to an opponent this season (Nov. 21, 2016 against Western Carolina).
Ohio State held a 34-26 advantage in points in the paint.
Ohio State is 68-58 all-time in one-point games, including 33-26 at home.
Thad Matta-coached teams are now 18-8 overall against Purdue and 9-2 when playing in Columbus.
Matta-coached teams own a record of 166-77 against Big Ten teams.
Trevor Thompson had 11 points, his ninth double-figure scoring effort of the season, while hauling in seven rebounds and blocking three shots.
Jae'Sean Tate led all scorers with 17 points, making it the fifth time he has led the Buckeyes in scoring this year.
He has now scored in double figures in 14 of 15 games this season.
Marc Loving scored 14 points, pushing him ahead of Curtis Wilson for 41st on the Ohio State all-time scoring list with 1,121 points.
Led the Buckeyes with eight rebounds, the third time he has led the team in that category this season.
He has nine double-figure scoring efforts on the season.
Kam Williams tallied his eighth double-figure scoring game of the season.

Official Basketball Box Score - Game Totals - Final Statistics
UNC Asheville vs Ohio State
12/22/16 9:00 pm at Columbus, Ohio (Valeu City Arena)

UNC Asheville 77 • 8-5. Table with columns for Player, FG, FGA, FT, FTA, REB, PF, TP, A, TO, BLK, STL, MIN. Includes totals row and game statistics.

FG % 1st Half: 13-35 34.3% 2nd half: 18-29 55.2% Game: 28-64 43.8%

3FG % 1st Half: 7-16 43.8% 2nd half: 4-8 50.0% Game: 11-24 45.8%

FT % 1st Half: 2-3 66.7% 2nd half: 8-12 66.7% Game: 10-18 66.7%

Ohio State 70 • 10-4, 0-1

Ohio State 70 • 10-4, 0-1. Table with columns for Player, FG, FGA, FT, FTA, REB, PF, TP, A, TO, BLK, STL, MIN. Includes totals row and game statistics.

FG % 1st Half: 15-28 53.6% 2nd half: 14-25 56.0% Game: 29-53 54.7%

3FG % 1st Half: 2-6 33.3% 2nd half: 1-4 25.0% Game: 3-10 30.0%

FT % 1st Half: 4-7 57.1% 2nd half: 14-19 73.7% Game: 18-26 69.2%

Officials: Gene Steratore, Steve McKunkins, Rob Kruenneman

Technical fouls: UNC Asheville-None. Ohio State-Thompson, Trevor, Loving, Marc.

Attendance: 11480

Score by periods. Table with columns for 1st, 2nd, 3rd, 4th, Total and Points, Rebounds, Assists, Steals, Blocks.

Last FG - AVI, 2nd-00:01, OSU 2nd-00:47. Largest lead - AVI by 2 1st-19:38, OSU by 11 2nd-16:52.

Official Basketball Box Score - Game Totals - Final Statistics
Ohio State vs Illinois
01/02/17 6 pm, at State Farm Center, Champaign, Ill.

Ohio State 70 • 10-4, 0-1. Table with columns for Player, FG, FGA, FT, FTA, REB, PF, TP, A, TO, BLK, STL, MIN. Includes totals row and game statistics.

FG % 1st Half: 13-35 37.1% 2nd half: 14-30 46.7% Game: 27-65 41.5%

3FG % 1st Half: 3-10 30.0% 2nd half: 4-11 36.4% Game: 7-21 33.3%

FT % 1st Half: 0-0 0.0% 2nd half: 9-11 81.8% Game: 9-11 81.8%

Illinois 75 • 11-4, 1-1

Illinois 75 • 11-4, 1-1. Table with columns for Player, FG, FGA, FT, FTA, REB, PF, TP, A, TO, BLK, STL, MIN. Includes totals row and game statistics.

FG % 1st Half: 17-35 48.6% 2nd half: 9-25 36.0% Game: 26-60 43.3%

3FG % 1st Half: 3-9 33.3% 2nd half: 3-10 30.0% Game: 6-19 31.6%

FT % 1st Half: 3-4 75.0% 2nd half: 14-19 73.7% Game: 17-23 73.9%

Officials: Tom Eades, Terry Wymmer, Chris Beavler

Technical fouls: Ohio State-None. Illinois-None.

Attendance: 13221

Score by periods. Table with columns for 1st, 2nd, 3rd, 4th, Total and Points, Rebounds, Assists, Steals, Blocks.

Last FG - OSU 2nd-00:23, ILL 2nd-00:55. Largest lead - OSU by 3 1st-19:41, ILL by 15 1st-03:11.

Official Basketball Box Score - Game Totals - Final Statistics
Purdue vs Ohio State
01/05/17 7:00 pm at Columbus, Ohio (Valeu City Arena)

Purdue 76 • 13-3, 2-1 BIG. Table with columns for Player, FG, FGA, FT, FTA, REB, PF, TP, A, TO, BLK, STL, MIN. Includes totals row and game statistics.

FG % 1st Half: 15-33 45.5% 2nd half: 12-30 40.0% Game: 27-63 42.9%

3FG % 1st Half: 7-14 50.0% 2nd half: 1-9 11.1% Game: 8-23 34.8%

FT % 1st Half: 6-9 66.7% 2nd half: 8-11 72.7% Game: 14-20 70.0%

Ohio State 75 • 10-5, 0-2 BIG

Ohio State 75 • 10-5, 0-2 BIG. Table with columns for Player, FG, FGA, FT, FTA, REB, PF, TP, A, TO, BLK, STL, MIN. Includes totals row and game statistics.

FG % 1st Half: 15-30 50.0% 2nd half: 11-29 37.9% Game: 26-59 54.7%

3FG % 1st Half: 6-10 60.0% 2nd half: 2-5 40.0% Game: 8-15 53.3%

FT % 1st Half: 5-5 100.0% 2nd half: 12-15 80.0% Game: 17-20 85.0%

Officials: Mike Eades, Pat Driscoll, Larry Scroetto

Technical fouls: Purdue-None. Ohio State-None.

Attendance: 13221

Score by periods. Table with columns for 1st, 2nd, 3rd, 4th, Total and Points, Rebounds, Assists, Steals, Blocks.

Last FG - PURDUE 2nd-01:19, OSU 2nd-00:15. Largest lead - PURDUE by 10 2nd-16:29, OSU by 5 1st-08:29.





# 2016-17 OHIO STATE BUCKEYES

## BY CLASS

### Seniors (1)

Marc Loving

### Juniors (4)

Keita Bates-Diop  
Jae-Sean Tate  
Trevor Thompson  
Kam Williams

### Sophomores (5)

David Bell  
C.J. Jackson  
Jimmy Jent  
Joey Lane  
JaQuan Lyle

### Freshmen (3)

Derek Funderburk  
Micah Potter  
Andre Wesson

## BY STATE/ COUNTRY

### Ohio (7)

David Bell  
Derek Funderburk  
Jimmy Jent  
Marc Loving  
Micah Potter  
Jae-Sean Tate  
Andre Wesson

### Illinois (2)

Keita Bates-Diop  
Joey Lane

### Indiana (2)

JaQuan Lyle  
Trevor Thompson

### Maryland (1)

Kam Williams

### North Carolina (1)

C.J. Jackson

## NUMERICAL ROSTER

No.	Name	Pos.	Ht.	Wt.	Cl.	Hometown	H.S./Last School
0	Micah Potter	C	6-9	240	Fr.	Mentor, Ohio	Montverde Academy
1	Jae'Sean Tate**	F	6-4	230	Jr.	Pickerington, Ohio	Pickerington Central
2	Marc Loving***	F	6-8	220	Sr.	Toledo, Ohio	St. John Jesuit
3	C.J. Jackson	G	6-1	175	So.	Charlotte, N.C.	Eastern Florida State
4	Derek Funderburk	F	6-9	205	Fr.	Lakewood, Ohio	Hargrave Military Academy
10	David Bell*	C	6-9	225	R-So.	Cleveland, Ohio	Garfield Heights
13	JaQuan Lyle*	G	6-5	210	So.	Evansville, Ind.	Huntington Prep
14	Joey Lane*	G	6-1	180	So.	Deerfield, Ill.	Deerfield
15	Kam Williams***	G	6-2	185	R-Jr.	Baltimore, Md.	Mount St. Joseph
23	Jimmy Jent	G	6-4	195	So.	Columbus, Ohio	Wofford College
24	Andre Wesson	F	6-6	220	Fr.	Westerville, Ohio	South
32	Trevor Thompson*	C	7-0	250	R-Jr.	Indianapolis	Virginia Tech
33	Keita Bates-Diop**	F	6-7	235	Jr.	Normal, Ill.	University High

## ALPHABETICAL ROSTER

No.	Name	Pos.	Ht.	Wt.	Cl.	Hometown	H.S./Last School
33	Keita Bates-Diop**	F	6-7	235	Jr.	Normal, Ill.	University High
10	David Bell*	C	6-9	225	R-So.	Cleveland, Ohio	Garfield Heights
4	Derek Funderburk	F	6-9	205	Fr.	Lakewood, Ohio	Hargrave Military Academy
3	C.J. Jackson	G	6-1	175	So.	Charlotte, N.C.	Eastern Florida State
23	Jimmy Jent	G	6-4	195	So.	Columbus, Ohio	Wofford College
14	Joey Lane*	G	6-1	180	So.	Deerfield, Ill.	Deerfield
2	Marc Loving***	F	6-8	220	Sr.	Toledo, Ohio	St. John Jesuit
13	JaQuan Lyle*	G	6-5	210	So.	Evansville, Ind.	Huntington Prep
0	Micah Potter	C	6-9	240	Fr.	Mentor, Ohio	Montverde Academy
1	Jae'Sean Tate**	F	6-4	230	Jr.	Pickerington, Ohio	Pickerington Central
32	Trevor Thompson*	C	7-0	250	R-Jr.	Indianapolis	Virginia Tech
24	Andre Wesson	F	6-6	220	Fr.	Westerville, Ohio	South
15	Kam Williams***	G	6-2	185	R-Jr.	Baltimore, Md.	Mount St. Joseph

\*Letters earned

## COACHES AND STAFF

Thad Matta, Head Coach  
Dave Dickerson, Associate Head Coach  
Chris Jent, Assistant Coach  
Greg Paulus, Assistant Coach  
Alan Major, Director of Recruiting and Player Development  
David Egelhoff, Director of Basketball Operations  
Vince O'Brien, Athletic Trainer  
Dave Richardson, Strength and Conditioning Coach  
Kyle Davis, Video Coordinator  
Greg Oden, Student Assistant Coach

## PRONUNCIATION GUIDE

### Players

Jae'Sean Tate ..... JAY-shawn  
Keita Bates-Diop ..... KAY-tah Bates DEE-opp  
JaQuan Lyle ..... JAY-kwan

### Coaches

Thad Matta ..... MAH-tuh

## MAJORS

Keita Bates-Diop ..... Economics  
David Bell ..... Sociology  
Derek Funderburk ..... Sport Industry  
C.J. Jackson ..... Exploration  
Jimmy Jent ..... Biology (Pre-Med)  
Joey Lane ..... Business  
Marc Loving ..... Sociology  
JaQuan Lyle ..... Exploration  
Micah Potter ..... Sport Industry  
Jae'Sean Tate ..... Sport Industry  
Trevor Thompson ..... Sport Industry  
Andre Wesson ..... Exploration  
Kam Williams ..... Sociology

## PLAYERS BY HEIGHT

Trevor Thompson ..... 7-0  
David Bell ..... 6-9  
Derek Funderburk ..... 6-9  
Micah Potter ..... 6-9  
Marc Loving ..... 6-8  
Keita Bates-Diop ..... 6-7  
Andre Wesson ..... 6-6  
JaQuan Lyle ..... 6-5  
Jimmy Jent ..... 6-4  
Jae'Sean Tate ..... 6-4  
Kam Williams ..... 6-2  
C.J. Jackson ..... 6-1  
Joey Lane ..... 6-1



## RADIO-TV ROSTER



**Thad Matta**  
Head Coach  
Butler, 1990  
(13th Year, 2005-present)



**Dave Dickerson**  
Associate Head Coach  
Maryland, 1991  
(Seventh Year, 2011-present)



**Chris Jent**  
Assistant Coach  
Ohio State, 2006  
(Third Year, 2012-13, present)



**Greg Paulus**  
Assistant Coach  
Duke, 2009  
(Fourth Year, 2014-present)



**Alan Major**  
Dir. of Recruiting/Player Dev.  
Ohio State, 2001  
(Seventh Year, 2005-10, present)



**David Egelhoff**  
Dir. of Basketball Operations  
Ohio State, 2001  
(15th Year, 2003-present)



**0 Micah Potter**  
C, 6-9, 240, Fr.  
Mentor, Ohio  
Montverde Academy



**1 Jae'Sean Tate**  
F, 6-4, 230, Jr.  
Pickerington, Ohio  
Pickerington Central



**2 Marc Loving**  
F, 6-8, 220, Sr.  
Toledo, Ohio  
St. John Jesuit



**3 C.J. Jackson**  
G, 6-1, 175, So.  
Charlotte, N.C.  
Eastern Florida State CC



**4 Derek Funderburk**  
F, 6-9, 205, Fr.  
Lakewood, Ohio  
Hargrave Military Academy



**10 David Bell**  
C, 6-9, 225, R-So.  
Cleveland, Ohio  
Garfield Heights



**13 JaQuan Lyle**  
G, 6-5, 210, So.  
Evansville, Ind.  
Huntington Prep



**14 Joey Lane**  
G, 6-1, 180, So.  
Deerfield, Ill.  
Deerfield



**15 Kam Williams**  
G, 6-2, 185, R-Jr.  
Baltimore, Md.  
Mount St. Joseph



**23 Jimmy Jent**  
G, 6-4, 195, So.  
Columbus, Ohio  
Wofford



**24 Andre Wesson**  
F, 6-6, 220, Fr.  
Westerville, Ohio  
South



**32 Trevor Thompson**  
C, 7-0, 250, Jr.  
Indianapolis  
Virginia Tech



**33 Keita Bates-Diop**  
F, 6-7, 235, Jr.  
Normal, Ill.  
University High



**Kyle Davis**  
Video Coordinator  
Valparaiso, 2009  
Third Year



**Vince O'Brien**  
Team Athletic Trainer  
Ohio State, 1991  
24th Year



**Dr. Grant Jones**  
Team Orthopedist  
Denison, 1988  
20th Year



**Dave Richardson**  
Strength & Conditioning  
Louisiana-Monroe, 1989  
12th Year



**Greg Oden**  
Student Assistant Coach  
1st Year





# #2 MARC LOVING

Forward • 6-8 • 220 • Senior  
 Toledo, Ohio (St. John Jesuit) • Sociology

## AS A SENIOR (2016-17)

- Tallied 13 points, four boards and three assists at Navy (11/11)
- Recorded eight points, 10 boards and three assists against Providence (11/17)
- Scored a game-high 19 points vs. Jackson State (11/23)
- Eclipsed 1,000 career points while going for 20 points and a career-high 14 rebounds, his seventh-career double-double, against Marshall (11/25)
- Went for seven points, six boards and four assists at Virginia (11/30)
- Scored a game-high 18 points against Fairleigh Dickinson (12/3)
- Tallied 12 points and six boards against FAU (12/6)
- Scored a team-high 19 points to go along with six rebounds and three assists vs. UCLA (12/17)
- Scored 11 points vs. UNC Asheville (12/22)
- Went for 10 points and five boards at Illinois (1/1)
- Scored 14 points and pulled down eight boards against Purdue (1/5)

## 2016-17 GAME-BY-GAME STATS

Opponent	Min	FG	3FG	FT	O-D-R	PF	A	TO	B	S	Pts
at Navy	35	4-7	2-4	3-5	1-3-4	3	3	2	1	0	13
N.C. Central	17	1-6	1-5	0-2	0-3-3	4	0	5	0	0	3
Providence	37	2-6	0-3	4-5	0-10-10	1	3	2	2	0	8
WCU	17	2-5	1-2	1-2	0-0-0	4	2	2	0	0	6
Jackson St.	32	6-12	3-7	4-4	0-2-2	2	0	4	0	1	19
Marshall	34	6-11	2-7	6-6	6-8-14	0	2	2	0	1	20
at Virginia	39	3-8	1-4	0-0	1-5-6	3	4	3	1	0	7
FDU	37	6-11	2-4	4-7	1-2-3	2	2	1	0	0	18
FAU	38	4-10	2-5	2-2	1-5-6	2	2	3	0	1	12
UConn	37	2-7	1-5	4-6	2-1-3	1	1	1	0	0	9
vs. UCLA	37	7-11	3-6	2-2	1-5-6	3	3	3	0	1	19
YSU	22	2-7	1-3	2-2	1-1-2	4	0	1	0	1	7
UNC Asheville	35	4-9	1-5	2-6	1-2-3	4	3	4	2	0	11
at Illinois	38	4-10	2-5	0-0	3-2-5	4	3	2	0	0	10
Purdue	33	4-8	2-2	4-4	1-7-8	1	1	4	0	0	14
at Minnesota	38	3-11	1-2	2-4	2-4-6	2	2	3	1	1	9
at Wisconsin	27	2-7	1-4	0-0	0-2-2	1	0	5	2	0	5

## CAREER HIGHS

Points.....	27, vs. Illinois (1/3/16)
Rebounds.....	14, vs. Marshall (11/25/16)
Assists.....	5 (3x), last vs. Michigan (2/16/16)
Blocks.....	3, at Nebraska (2/20/16)
Steals.....	3, vs. Kentucky (12/19/15)
Minutes.....	45, vs. Akron (3/15/16)
FGs.....	8, vs. La. Tech (11/24/15)
FGA.....	17, vs. Akron (3/15/16)
3FGs.....	5 (2x), last vs. Maryland (1/29/15)
3FGA.....	9, at Illinois (1/28/16)
FTs.....	14, vs. Illinois (1/30/16)
FTA.....	19, vs. Illinois (1/3/16)
Off. Reb.....	6, vs. Marshall (11/25/16)
Def. Reb.....	10, vs. Providence (11/17/16)

## SEASON HIGHS

Points.....	20, vs. Marshall (11/25/16)
Rebounds.....	14, vs. Marshall (11/25/16)
Assists.....	4, at Virginia (11/30/16)
Blocks.....	2 (3x), last at Wisconsin (1/12/17)
Steals.....	1 (6x), last at Minnesota (1/8/17)
Minutes.....	39, at Virginia (11/30/16)
FGs.....	7, vs. UCLA (12/17/16)
FGA.....	12, vs. Jackson St. (11/23/16)
3FGs.....	3 (2x), last vs. UCLA (12/17/16)
3FGA.....	7 (2x), last vs. Marshall (11/25/16)
FTs.....	6, vs. Marshall (11/25/16)
FTA.....	7, vs. FDU (12/3/16)
Off. Reb.....	6, vs. Marshall (11/25/16)
Def. Reb.....	10, vs. Providence (11/17/16)

## DOUBLE-DOUBLES

Date	Opponent	Pt./Reb.	W/L	Score
11/15/15	vs. MSM	15/11	W	76-54
12/5/15	vs. VMI	17/10	W	89-62
12/8/15	vs. AFA	18/10	W	74-50
1/28/16	at Illinois	11/10	W	68-63 (OT)
2/16/16	vs. Mich.	13/10	W	76-66
3/15/16	vs. Akron	18/13	W	72-63 (OT)
11/25/16	vs. Marshall	20/14	W	111-70

## HONORS AND AWARDS

- 2016 Honorable Mention All-Big Ten (media, coaches)

## CAREER STATISTICS

Year	GP	GS	Min	Avg	FG	FGA	Pct	3-Point			F-Throw			Rebounds			PF	FO	Ast	TO	Blk	Stl	Pts	Avg	
								FG	FGA	Pct	FT	FTA	Pct	Off	Def	Tot									Avg
2013-14	35	0	380	10.9	43	117	.368	15	58	.259	52	68	.765	19	42	61	1.7	48	1	7	20	7	6	153	4.4
2014-15	32	19	759	23.7	96	209	.459	47	102	.461	63	82	.768	40	76	116	3.6	67	1	20	37	10	16	302	9.4
2015-16	35	35	1189	34.0	152	367	.414	56	165	.339	130	172	.756	43	141	184	5.3	59	0	54	82	14	22	490	14.0
2016-17	17	17	553	32.5	62	146	.425	26	73	.356	40	57	.702	21	62	83	4.9	41	0	31	47	9	6	190	11.2
<b>TOTAL</b>	<b>119</b>	<b>71</b>	<b>2881</b>	<b>24.2</b>	<b>353</b>	<b>839</b>	<b>.421</b>	<b>144</b>	<b>398</b>	<b>.362</b>	<b>285</b>	<b>379</b>	<b>.752</b>	<b>123</b>	<b>321</b>	<b>444</b>	<b>3.7</b>	<b>215</b>	<b>2</b>	<b>112</b>	<b>186</b>	<b>40</b>	<b>50</b>	<b>1135</b>	<b>9.5</b>

## BIG TEN CAREER STATISTICS

Year	GP	GS	Min	Avg	FG	FGA	Pct	3-Point			F-Throw			Rebounds			PF	FO	Ast	TO	Blk	Stl	Pts	Avg	
								FG	FGA	Pct	FT	FTA	Pct	Off	Def	Tot									Avg
2013-14	18	0	199	11.1	18	62	.290	6	31	.194	23	32	.719	6	24	30	1.7	26	0	1	14	4	2	65	3.6
2014-15	15	6	365	24.3	40	101	.396	18	48	.375	17	28	.607	25	40	65	4.3	31	0	9	16	2	4	115	7.7
2015-16	18	18	589	32.7	67	169	.396	29	81	.358	75	103	.728	12	69	81	4.5	31	0	28	40	5	10	238	13.2
2016-17	4	4	136	34.0	13	36	.361	6	13	.462	6	8	.750	6	15	21	5.3	8	0	6	14	3	1	38	9.5
<b>TOTAL</b>	<b>55</b>	<b>28</b>	<b>1289</b>	<b>23.4</b>	<b>138</b>	<b>368</b>	<b>.375</b>	<b>59</b>	<b>173</b>	<b>.341</b>	<b>121</b>	<b>171</b>	<b>.708</b>	<b>49</b>	<b>148</b>	<b>197</b>	<b>3.6</b>	<b>96</b>	<b>0</b>	<b>44</b>	<b>84</b>	<b>14</b>	<b>17</b>	<b>456</b>	<b>8.3</b>

## POSTSEASON CAREER STATISTICS

Year	GP	GS	Min	Avg	FG	FGA	Pct	3-Point			F-Throw			Rebounds			PF	FO	Ast	TO	Blk	Stl	Pts	Avg	
								FG	FGA	Pct	FT	FTA	Pct	Off	Def	Tot									Avg
BIG TEN	7	2	129	18.4	14	29	.483	6	15	.300	17	23	.739	4	12	16	2.3	7	0	4	7	3	2	51	7.3
NIT	2	2	85	42.5	14	31	.452	4	13	.308	6	8	.750	7	10	17	8.5	5	0	2	4	0	2	38	19.5
NCAA	3	0	49	16.3	5	12	.417	2	5	.400	3	4	.750	2	3	5	1.7	9	0	0	2	0	0	15	5.0
<b>TOTAL</b>	<b>12</b>	<b>4</b>	<b>263</b>	<b>22.0</b>	<b>33</b>	<b>72</b>	<b>.458</b>	<b>12</b>	<b>33</b>	<b>.364</b>	<b>26</b>	<b>35</b>	<b>.743</b>	<b>13</b>	<b>25</b>	<b>38</b>	<b>3.2</b>	<b>21</b>	<b>0</b>	<b>6</b>	<b>13</b>	<b>3</b>	<b>4</b>	<b>104</b>	<b>8.7</b>



# #33 KEITA BATES-DIOP

Forward • 6-7 • 235 • Junior  
 Normal, Ill. (University High) • Economics

## AS A JUNIOR (2016-17)

- Tallied double-double with 14 points and 14 rebounds to go along with three blocks at Navy (11/11)
- Returned from a five-game absence to score 10 points in 20 minutes off the bench vs. FAU (12/6)
- Scored 13 points vs. UCLA (12/17)
- Tallied 15 points, three boards and three blocks against Youngstown State (12/20)
- Went for seven points and eight rebounds against UNC Asheville (12/22)
- Tallied six points and eight rebounds at Illinois (1/1)

## 2016-17 GAME-BY-GAME STATS

Opponent	Min	FG	3FG	FT	O-D-R	PF	A	TO	B	S	Pts
at Navy	32	6-11	2-3	0-0	1-13-14	3	2	1	3	1	14
N.C. Central	26	3-7	0-2	3-5	1-1-2	0	2	1	1	0	9
Providence	24	4-9	0-1	0-0	1-3-4	1	2	2	0	0	8
WCU	DNP										
Jackson St.	DNP										
Marshall	DNP										
at Virginia	DNP										
FDU	DNP										
FAU	20	4-8	1-3	1-1	1-2-3	1	1	0	1	0	10
UConn	16	2-4	0-1	1-2	1-1-2	2	0	0	2	0	5
vs. UCLA	25	6-12	0-4	1-1	1-2-3	2	2	3	0	1	13
YSU	17	7-9	0-1	1-1	1-2-3	2	1	1	3	0	15
UNC Asheville	25	3-9	0-0	1-2	2-6-8	0	1	3	1	0	7
at Illinois	25	2-5	0-0	2-2	3-5-8	2	1	3	1	0	6
Purdue	DNP										
at Minnesota	DNP										
at Wisconsin	DNP										

## CAREER HIGHS

Points.....	24 (2x), last at Rutgers (2/13/16)
Rebounds.....	14 (2x), last at Navy (11/11/16)
Assists.....	5, vs. Memphis (11/27/15)
Blocks.....	4 (2x), last vs. Iowa (2/28/16)
Steals.....	3, vs. Kentucky (12/19/15)
Minutes.....	39, vs. Kentucky (12/19/15)
FGs.....	10, at Rutgers (2/13/16)
FGA.....	18, at Illinois (1/28/16)
3FGs.....	5, vs. South Carolina St. (12/27/15)
3FGA.....	9, vs. South Carolina St. (12/27/15)
FTs.....	6, at Maryland (1/16/16)
FTA.....	7, at Maryland (1/16/16)
Off. Reb.....	5, vs. Miami, Ohio (12/22/14)
Def. Reb.....	13, at Navy (11/11/16)

## SEASON HIGHS

Points.....	15, vs. Youngstown State (12/20/16)
Rebounds.....	14, at Navy (11/11/16)
Assists.....	2 (3x), last vs. UCLA (12/17/16)
Blocks.....	3 (2x), last vs. Youngstown State (12/20/16)
Steals.....	1 (2x), last vs. UCLA (12/17/16)
Minutes.....	32, at Navy (11/11/16)
FGs.....	7, vs. Youngstown State (12/20/16)
FGA.....	12, vs. UCLA (12/17/16)
3FGs.....	2, at Navy (11/11/16)
3FGA.....	4, vs. UCLA (12/17/16)
FTs.....	3, vs. N.C. Central (11/14/16)
FTA.....	5, vs. N.C. Central (11/14/16)
Off. Reb.....	3, at Illinois (1/1/17)
Def. Reb.....	13, at Navy (11/11/16)

## DOUBLE-DOUBLES

Date	Opponent	Pt./Reb.	W/L.....	Score
11/15/15	vs. MSM	10/10	W.....	76-54
12/16/15	vs. NIU	14/10	W.....	67-54
12/27/15	vs. SCSU	24/10	W.....	73-57
1/28/16	at Illinois	15/12	W.....	68-63 (OT)
2/13/16	at Rutgers	24/14	W.....	79-69
11/11/16	at Navy	14/14	W.....	78-68

## HONORS AND AWARDS

- 2016 Honorable Mention All-Big Ten (media, coaches)

## CAREER STATISTICS

Year	GP	GS	Min	Avg	3-Point			F-Throw			Rebounds			PF	FO	Ast	TO	Blk	Stl	Pts	Avg				
					FG	FGA	Pct	FG	FGA	Pct	FT	FTA	Pct									Off	Def	Tot	Avg
2014-15	33	0	327	9.9	44	93	.473	18	39	.462	19	28	.679	13	55	68	2.1	24	0	17	13	19	11	125	3.8
2015-16	33	33	1040	31.5	141	311	.453	36	111	.324	70	89	.787	48	162	210	6.4	61	0	36	45	41	24	388	11.8
2016-17	9	3	210	23.3	37	74	.500	3	15	.200	10	14	.714	12	35	47	5.2	13	0	12	14	12	2	87	9.7
<b>TOTAL</b>	<b>75</b>	<b>36</b>	<b>1577</b>	<b>21.0</b>	<b>222</b>	<b>478</b>	<b>.464</b>	<b>57</b>	<b>165</b>	<b>.345</b>	<b>99</b>	<b>131</b>	<b>.756</b>	<b>73</b>	<b>252</b>	<b>325</b>	<b>4.3</b>	<b>98</b>	<b>0</b>	<b>65</b>	<b>72</b>	<b>72</b>	<b>37</b>	<b>600</b>	<b>8.0</b>

## BIG TEN CAREER STATISTICS

Year	GP	GS	Min	Avg	3-Point			F-Throw			Rebounds			PF	FO	Ast	TO	Blk	Stl	Pts	Avg				
					FG	FGA	Pct	FG	FGA	Pct	FT	FTA	Pct									Off	Def	Tot	Avg
2014-15	16	0	119	7.4	17	38	.447	7	15	.467	7	9	.778	5	25	30	1.9	15	0	6	7	11	6	48	3.0
2015-16	18	18	554	30.8	77	170	.453	15	51	.294	32	41	.780	27	89	116	6.4	35	0	14	24	25	12	201	11.2
2016-17	1	0	25	25.0	2	5	.400	0	0	.000	2	2	1.000	3	5	8	8.0	2	0	1	3	1	0	6	6.0
<b>TOTAL</b>	<b>35</b>	<b>18</b>	<b>698</b>	<b>19.9</b>	<b>96</b>	<b>213</b>	<b>.451</b>	<b>22</b>	<b>66</b>	<b>.333</b>	<b>41</b>	<b>52</b>	<b>.788</b>	<b>35</b>	<b>119</b>	<b>154</b>	<b>4.4</b>	<b>52</b>	<b>0</b>	<b>21</b>	<b>34</b>	<b>37</b>	<b>18</b>	<b>255</b>	<b>7.3</b>

## POSTSEASON CAREER STATISTICS

Year	GP	GS	Min	Avg	3-Point			F-Throw			Rebounds			PF	FO	Ast	TO	Blk	Stl	Pts	Avg				
					FG	FGA	Pct	FG	FGA	Pct	FT	FTA	Pct									Off	Def	Tot	Avg
BIG TEN	4	2	81	20.2	7	19	.369	1	4	.250	5	7	.714	1	11	12	3.0	4	0	4	2	3	1	20	5.0
NCAA	2	0	18	9.0	2	2	1.000	2	2	1.000	0	0	.000	0	1	1	0.5	0	0	1	0	0	1	6	3.0
<b>TOTAL</b>	<b>6</b>	<b>2</b>	<b>99</b>	<b>16.5</b>	<b>9</b>	<b>21</b>	<b>.424</b>	<b>3</b>	<b>6</b>	<b>.500</b>	<b>5</b>	<b>7</b>	<b>.714</b>	<b>1</b>	<b>12</b>	<b>13</b>	<b>2.1</b>	<b>4</b>	<b>0</b>	<b>5</b>	<b>2</b>	<b>3</b>	<b>2</b>	<b>26</b>	<b>4.3</b>



# #1 JAE'SEAN TATE

Forward • 6-4 • 230 • Junior  
 Pickerington, Ohio (Pickerington Central) • Sport Industry

## AS A JUNIOR (2016-17)

- Has scored in double figures in 15 of 17 games
- Scored 10 points at Navy (11/11)
- Posted double-double with 21 points and 10 boards against North Carolina Central (11/14)
- Went for 14 points and six boards vs. Providence (11/17)
- Tallied a double-double with 14 points and 11 boards against Western Carolina (11/21)
- Scored 20 points and pulled down nine boards against Marshall (11/25)
- Scored 14 points and grabbed nine rebounds at Virginia (11/30)
- Recorded double-double with 12 points and 12 rebounds against Fairleigh Dickinson (12/3)
- Went for 14 points and seven boards vs. FAU (12/6)
- Scored 13 points against UConn (12/10)
- Scored 15 points vs. UCLA (12/17)
- Went for 15 points, seven rebounds and three assists against Youngstown State (12/20)
- Tallied 17 points and six boards vs. UNC Asheville (12/22)
- Recorded nine points and nine rebounds at Illinois (1/1)
- Scored 17 points against Purdue (1/5)
- Went for 20 points, nine rebounds and four assists at Minnesota (1/8)
- Tallied 10 points and four boards at Wisconsin (1/12)

## 2016-17 GAME-BY-GAME STATS

Opponent	Min	FG	3FGFT	O-D-R	PF	A	TO	B	S	Pts
at Navy	21	5-8	0-1 0-3	0-2-2	3	2	3	0	0	10
N.C. Central	37	8-12	0-1 5-9	6-4-10	2	2	0	0	2	21
Providence	32	6-14	1-2 1-2	1-5-6	4	0	1	0	1	14
WCU	35	6-11	0-1 2-4	6-5-11	2	2	2	0	3	14
Jackson St.	30	2-3	0-1 3-6	1-3-4	1	1	4	1	0	7
Marshall	28	9-12	0-0 2-5	6-3-9	2	2	0	1	1	20
at Virginia	30	5-9	1-2 3-4	2-7-9	4	1	3	0	0	14
FDU	38	6-9	0-1 0-2	3-9-12	2	3	2	0	0	12
FAU	40	3-9	0-0 8-10	1-6-7	1	2	1	0	0	14
UConn	39	4-11	0-1 5-8	0-3-3	4	0	1	0	1	13
vs. UCLA	34	7-13	0-1 1-1	0-2-2	4	1	2	1	1	15
YSU	22	5-9	0-1 5-7	1-6-7	3	3	1	0	0	15
UNC Asheville	32	7-10	0-0 3-3	3-3-6	5	3	1	0	2	17
at Illinois	35	4-12	0-2 1-2	0-9-9	4	1	1	0	1	9
Purdue	31	8-14	1-2 0-1	0-1-1	4	3	1	0	1	17
at Minnesota	35	10-15	0-1 0-2	2-7-9	5	4	7	1	1	20
at Wisconsin	26	3-7	0-2 4-4	2-2-4	3	1	2	1	2	10

## CAREER HIGHS

Points.....	22 (2x), last at Rutgers (2/13/16)
Rebounds.....	13, at Rutgers (2/13/16)
Assists.....	4, at Minnesota (1/8/17)
Blocks.....	2 (2x), last vs. Minnesota (3/12/15)
Steals.....	7, vs. Mercer (12/22/15)
Minutes.....	40, vs. FAU (12/6/16)
FGs.....	10, at Minnesota (1/8/17)
FGA.....	18, vs. Maryland (1/31/16)
3FGs.....	2 (3x), last vs. Maryland (1/31/16)
3FGA.....	4 (2x), last vs. Maryland (1/31/16)
FTs.....	8, vs. FAU (12/6/16)
FTA.....	10 (2x), vs. FAU (12/6/16)
Off. Reb.....	6 (5x), last vs. Marshall (11/25/16)
Def. Reb.....	10, vs. NIU (12/16/15)

## SEASON HIGHS

Points.....	21, vs. N.C. Central (11/14/16)
Rebounds.....	12, vs. FDU (12/3/16)
Assists.....	4, at Minnesota (1/8/17)
Blocks.....	1 (5x), last at Wisconsin (1/12/17)
Steals.....	3, vs. Western Carolina (11/21/16)
Minutes.....	40, vs. FAU (12/6/16)
FGs.....	10, at Minnesota (1/8/17)
FGA.....	15, at Minnesota (1/8/17)
3FGs.....	1 (3x), last vs. Purdue (1/5/17)
3FGA.....	2 (5x), last at Wisconsin (1/12/17)
FTs.....	8, vs. FAU (12/6/16)
FTA.....	10, vs. FAU (12/6/16)
Off. Reb.....	6 (3x), last vs. Marshall (11/25/16)
Def. Reb.....	9 (2x), last at Illinois (1/1/16)

## DOUBLE-DOUBLES

Date	Opponent	Pt./Reb.	W/L.....	Score
11/24/15	vs. LT	10/12	L.....	82-74
12/16/15	vs. NIU	17/10	W.....	67-54
1/21/16	at Purdue	17/10	L.....	75-64
2/13/16	at Rutgers	22/13	W.....	79-69
2/20/16	at Nebraska	15/12	W.....	65-52 (OT)
11/14/16	vs. NCCU	21/10	W.....	69-63
11/21/16	vs. WCU	14/11	W.....	66-38
12/3/16	vs. FDU	12/12	W.....	70-62

## HONORS AND AWARDS

- 2015 Big Ten All-Freshman Team
- 2016 Honorable Mention All-Big Ten (media, coaches)

## CAREER STATISTICS

Year	GP	GS	Min	Avg	FG	FGA	Pct	3-Point			F-Throw			Rebounds			PF	FO	Ast	TO	Blk	Stl	Pts	Avg	
								FG	FGA	Pct	FT	FTA	Pct	Off	Def	Tot									Avg
2014-15	35	16	771	22.0	126	214	.589	3	19	.158	53	102	.520	66	109	175	5.0	88	3	12	42	21	31	308	8.8
2015-16	28	28	813	29.0	135	259	.521	14	40	.350	44	85	.518	55	124	179	6.4	85	3	42	45	9	35	328	11.7
2016-17	17	17	545	32.1	98	178	.551	3	19	.158	43	73	.589	34	77	111	6.5	53	2	31	32	5	16	242	14.2
<b>TOTAL</b>	<b>80</b>	<b>61</b>	<b>2129</b>	<b>26.6</b>	<b>359</b>	<b>651</b>	<b>.551</b>	<b>20</b>	<b>78</b>	<b>.256</b>	<b>140</b>	<b>260</b>	<b>.538</b>	<b>155</b>	<b>310</b>	<b>465</b>	<b>5.8</b>	<b>226</b>	<b>8</b>	<b>85</b>	<b>119</b>	<b>35</b>	<b>82</b>	<b>878</b>	<b>11.0</b>

## BIG TEN CAREER STATISTICS

Year	GP	GS	Min	Avg	FG	FGA	Pct	3-Point			F-Throw			Rebounds			PF	FO	Ast	TO	Blk	Stl	Pts	Avg	
								FG	FGA	Pct	FT	FTA	Pct	Off	Def	Tot									Avg
2014-15	18	12	436	24.2	77	125	.616	2	14	.143	36	65	.554	37	53	90	5.0	44	1	6	17	9	13	192	10.7
2015-16	15	15	447	29.8	76	144	.528	5	15	.333	22	41	.537	31	57	88	5.9	48	3	24	21	3	15	179	11.9
2016-17	4	4	127	31.8	25	48	.521	1	7	.143	5	9	.556	4	19	23	5.8	16	1	9	11	2	5	56	14.0
<b>TOTAL</b>	<b>37</b>	<b>31</b>	<b>1010</b>	<b>27.3</b>	<b>178</b>	<b>317</b>	<b>.562</b>	<b>8</b>	<b>36</b>	<b>.222</b>	<b>63</b>	<b>115</b>	<b>.548</b>	<b>72</b>	<b>129</b>	<b>201</b>	<b>5.4</b>	<b>108</b>	<b>5</b>	<b>39</b>	<b>49</b>	<b>14</b>	<b>33</b>	<b>427</b>	<b>11.5</b>

## POSTSEASON CAREER STATISTICS

Year	GP	GS	Min	Avg	FG	FGA	Pct	3-Point			F-Throw			Rebounds			PF	FO	Ast	TO	Blk	Stl	Pts	Avg	
								FG	FGA	Pct	FT	FTA	Pct	Off	Def	Tot									Avg
BIG TEN	2	2	41	20.5	5	12	.417	0	0	.000	2	6	.333	2	9	11	5.5	6	0	1	4	3	2	12	6.0
NCAA	2	2	60	30.0	8	13	.615	0	0	.000	3	7	.429	4	8	12	6.0	8	1	1	3	1	1	19	9.5
<b>TOTAL</b>	<b>4</b>	<b>4</b>	<b>101</b>	<b>25.3</b>	<b>13</b>	<b>25</b>	<b>.520</b>	<b>0</b>	<b>0</b>	<b>.000</b>	<b>5</b>	<b>13</b>	<b>.385</b>	<b>6</b>	<b>17</b>	<b>23</b>	<b>5.8</b>	<b>14</b>	<b>1</b>	<b>2</b>	<b>7</b>	<b>4</b>	<b>3</b>	<b>31</b>	<b>7.8</b>



# #32 TREVOR THOMPSON

Center • 7-0 • 250 • Redshirt Junior  
Indianapolis, Ind. (Virginia Tech) • Sport Industry

## AS A JUNIOR (2016-17)

- Recorded 11 points, five rebounds and three blocks off the bench at Navy (11/11)
- Went for six points and seven boards against North Carolina Central (11/14)
- Tallied 12 points, nine rebounds and three blocks against Providence (11/17)
- Went for 10 points, eight rebounds and three blocks against Western Carolina (11/21)
- Recorded six points and eight boards vs. Jackson St. (11/23)
- Tallied 15 points and eight boards vs. Marshall (11/25)
- Totaled seven points and four boards at Virginia (11/30)
- Recorded double-double with 10 points and a career-high 13 boards to go along with five blocks against Fairleigh Dickinson (12/3)
- Tied career-high 16 points to go along with seven rebounds against FAU (12/6)
- Posted career highs with 17 points and 17 boards against UConn (12/10)
- Tallied four points and eight boards vs. UCLA (12/17)
- Tallied a double-double with 11 points and 15 rebounds vs. Youngstown State (12/20)
- Recorded second-consecutive double-double with 14 points and 10 boards vs. UNC Asheville (12/22)
- Went for 11 points, seven rebounds and three blocks against Purdue (1/5)
- Posted double-double with 15 points and 15 rebounds at Minnesota (1/8)
- Tallied 11 points, nine rebounds and four blocks at Wisconsin (1/12)

## 2016-17 GAME-BY-GAME STATS

Opponent	Min	FG	3FG	FT	O-D-R	PF	A	TO	B	S	Pts
at Navy	18	4-4	0-0	3-5	2-3-5	4	1	1	3	1	11
N.C. Central	17	3-5	0-0	0-0	2-5-7	2	0	2	0	0	6
Providence	20	4-5	0-0	4-4	2-7-9	4	0	1	3	1	12
WCU	16	4-8	0-0	2-2	3-5-8	1	1	1	3	1	10
Jackson St.	19	3-5	0-0	0-1	0-8-8	2	1	1	2	0	6
Marshall	14	7-9	0-0	1-2	1-7-8	2	0	1	1	0	15
at Virginia	23	2-2	0-0	3-4	0-4-4	5	1	1	1	0	7
FDU	26	4-8	0-0	2-3	3-10-13	2	2	5	1	10	16
FAU	23	7-9	0-0	2-2	3-4-7	5	0	1	1	0	16
UConn	30	4-8	0-0	9-10	5-12-17	1	0	0	0	17	17
vs. UCLA	23	2-3	0-0	0-0	1-7-8	3	0	4	1	1	4
YSU	21	5-9	0-0	1-3	2-13-15	2	0	1	3	0	11
UNC Asheville	26	5-8	0-0	4-5	2-8-10	5	0	0	1	0	14
at Illinois	16	2-6	0-0	2-2	2-2-4	4	0	1	2	0	6
Purdue	25	3-7	0-0	5-6	5-2-7	5	0	3	3	1	11
at Minnesota	28	4-7	0-0	7-10	5-10-15	4	1	1	1	0	15
at Wisconsin	25	3-8	0-0	5-5	4-5-9	3	0	0	4	0	11

## CAREER HIGHS

Points.....	17, vs. UConn (12/10/16)
Rebounds.....	17, vs. UConn (12/10/16)
Assists.....	2, vs. FDU (12/3/16)
Blocks.....	5 (6x), last vs. FDU (12/3/16)
Steals.....	3, at Duke (2/25/14)
Minutes.....	35, at Duke (2/25/14)
FGs.....	7 (3x), last vs. FAU (12/6/16)
FGA.....	9 (7x), last vs. Youngstown State (12/20/16)
3FG.....	-
3FGA.....	-
FTs.....	9, vs. UConn (12/10/16)
FTA.....	11, at Western Carolina (11/15/13)
Off. Reb.....	5 (6x), last at Minnesota (1/8/17)
Def. Reb.....	13, vs. Youngstown State (12/20/16)

## SEASON HIGHS

Points.....	17, vs. UConn (12/10/16)
Rebounds.....	17, vs. UConn (12/10/16)
Assists.....	2, vs. FDU (12/3/16)
Blocks.....	5, vs. FDU (12/3/16)
Steals.....	1 (6x), last vs. Purdue (1/5/17)
Minutes.....	30, vs. UConn (12/10/16)
FGs.....	7 (2x), last vs. FAU (12/6/16)
FGA.....	9 (3x), last vs. Youngstown State (12/20/16)
3FG.....	-
3FGA.....	-
FTs.....	9, vs. UConn (12/10/16)
FTA.....	10 (2x), last at Minnesota (1/8/17)
Off. Reb.....	5 (3x), last at Minnesota (1/8/17)
Def. Reb.....	13, vs. Youngstown State (12/20/16)

## DOUBLE-DOUBLES

Date	Opponent	Pt./Reb.	W/L.....	Score
12/5/15	vs. VMI	13/10	W.....	89-62
12/27/15	vs. SCSU	10/10	W.....	73-57
1/6/16	at NW	12/10	W.....	65-56
12/3/16	vs. FDU	10/13	W.....	70-62
12/10/16	vs. UConn	17/17	W.....	64-60
12/20/16	vs. YSU	11/15	W.....	77-40
12/22/16	vs. UNCA	14/10	W.....	79-77
1/8/17	at Minn.	15/15	L.....	78-68

## CAREER STATISTICS \*AT VIRGINIA TECH

Year	GP	GS	Min	Avg	3-Point			F-Throw			Rebounds			PF	FO	Ast	TO	Blk	Stl	Pts	Avg				
					FG	FGA	Pct	FT	FTA	Pct	Off	Def	Tot									Avg			
2013-14*	30	11	486	16.2	50	122	.410	0	0	.000	49	75	.653	42	98	140	4.7	76	3	6	44	28	8	149	5.0
2015-16	35	28	628	17.9	84	161	.522	0	0	.000	60	80	.750	60	118	178	5.1	97	5	6	42	42	11	228	6.5
2016-17	17	6	370	21.8	66	111	.595	0	0	.000	50	64	.781	42	112	154	9.1	55	4	8	21	34	6	182	10.7
<b>All</b>	<b>82</b>	<b>45</b>	<b>1484</b>	<b>18.1</b>	<b>200</b>	<b>394</b>	<b>.508</b>	<b>0</b>	<b>0</b>	<b>.000</b>	<b>159</b>	<b>219</b>	<b>.726</b>	<b>144</b>	<b>328</b>	<b>472</b>	<b>5.8</b>	<b>228</b>	<b>12</b>	<b>20</b>	<b>107</b>	<b>104</b>	<b>25</b>	<b>559</b>	<b>6.8</b>

## BIG TEN CAREER STATISTICS

Year	GP	GS	Min	Avg	3-Point			F-Throw			Rebounds			PF	FO	Ast	TO	Blk	Stl	Pts	Avg				
					FG	FGA	Pct	FT	FTA	Pct	Off	Def	Tot									Avg			
2015-16	18	14	337	18.7	46	90	.511	0	0	.000	33	43	.767	35	61	96	5.3	55	3	4	21	21	3	125	6.9
2016-17	4	4	94	23.5	12	28	.429	0	0	.000	19	23	.826	16	19	35	8.8	16	1	1	5	10	1	43	10.8
<b>TOTAL</b>	<b>22</b>	<b>18</b>	<b>431</b>	<b>19.6</b>	<b>58</b>	<b>118</b>	<b>.492</b>	<b>0</b>	<b>0</b>	<b>.000</b>	<b>52</b>	<b>66</b>	<b>.788</b>	<b>51</b>	<b>80</b>	<b>131</b>	<b>6.0</b>	<b>71</b>	<b>4</b>	<b>5</b>	<b>26</b>	<b>31</b>	<b>4</b>	<b>168</b>	<b>7.6</b>

## POSTSEASON CAREER STATISTICS

Year	GP	GS	Min	Avg	3-Point			F-Throw			Rebounds			PF	FO	Ast	TO	Blk	Stl	Pts	Avg				
					FG	FGA	Pct	FT	FTA	Pct	Off	Def	Tot									Avg			
BIG TEN	2	2	39	19.5	8	14	.571	0	0	.000	2	6	.333	3	4	7	3.5	5	0	0	2	2	2	18	9.0
NIT	2	2	32	16.0	1	8	.125	0	0	.000	2	2	1.000	2	10	12	6.0	7	1	0	4	1	1	4	2.0
<b>TOTAL</b>	<b>5</b>	<b>5</b>	<b>71</b>	<b>14.2</b>	<b>9</b>	<b>22</b>	<b>.409</b>	<b>0</b>	<b>0</b>	<b>.000</b>	<b>4</b>	<b>8</b>	<b>.500</b>	<b>5</b>	<b>14</b>	<b>19</b>	<b>3.8</b>	<b>12</b>	<b>1</b>	<b>0</b>	<b>6</b>	<b>3</b>	<b>2</b>	<b>22</b>	<b>4.4</b>



# #15 KAM WILLIAMS

Guard • 6-2 • 185 • Redshirt Junior  
Baltimore, Md. (Mount St. Joseph) • Sociology

## AS A JUNIOR (2016-17)

- Tied his career high with 23 points while connecting on 5 of 6 3-pointers off the bench at Navy (11/11)
- Scored 13 points against Western Carolina (11/21)
- Tallied 15 points and tied career-high four steals vs. Jackson St. (11/23)
- Scored 17 points against Marshall (11/25)
- Tallied 17 points and four rebounds against Fairleigh Dickinson (12/3)
- Scored nine points and handed out three assists against UCLA (12/17)
- Scored 15 points vs. Youngstown State (12/20)
- Scored 10 points at Illinois (1/1)
- Tallied 10 points and four boards vs. Purdue (1/5)
- Totaled 12 points and four boards at Wisconsin (1/12)

## 2016-17 GAME-BY-GAME STATS

Opponent	Min	FG	3FG	FT	O-D-R	PF	A	TO	B	S	Pts
at Navy	29	7-9	5-6	4-4	0-4-4	2	0	1	0	1	23
N.C. Central	31	3-9	1-3	2-2	1-1-2	2	0	0	0	0	9
Providence	28	2-3	1-1	0-1	0-1-1	1	0	2	0	0	5
WCU	34	3-10	3-7	4-4	2-0-2	0	0	2	0	2	13
Jackson St.	33	6-9	3-6	0-0	1-2-3	4	1	3	1	4	15
Marshall	30	6-12	5-9	0-0	0-2-2	3	1	1	0	1	17
at Virginia	24	0-4	0-2	2-2	0-0-0	2	0	0	0	1	2
FDU	37	7-13	3-6	0-0	0-4-4	0	1	1	0	4	17
FAU	31	2-11	0-4	0-0	0-2-2	4	0	2	2	0	4
UConn	24	1-8	1-7	0-0	0-0-0	0	0	2	0	0	3
vs. UCLA	25	4-11	1-6	0-0	0-0-0	2	3	2	0	2	9
YSU	31	6-9	3-4	0-0	1-1-2	0	0	0	0	1	15
UNC Asheville	24	3-5	1-2	2-2	0-2-2	1	0	0	0	0	9
at Illinois	37	4-10	2-7	0-0	0-2-2	1	2	1	0	0	10
Purdue	39	4-10	1-3	1-1	0-4-4	0	1	0	0	2	10
at Minnesota	28	1-10	1-4	1-1	1-1-2	5	0	1	0	1	4
at Wisconsin	34	5-11	0-2	2-2	0-4-4	1	0	1	0	0	12

## CAREER HIGHS

Points.....	23 (2x), at Navy (11/11/16)
Rebounds.....	6, vs. Florida (3/20/16)
Assists.....	3, vs. UCLA (12/17/16)
Blocks.....	2, vs. FAU (12/6/16)
Steals.....	4 (3x), last vs. FDU (12/3/16)
Minutes.....	45, vs. Akron (3/15/16)
FGs.....	9, vs. Grambling (11/17/15)
FGA.....	16, vs. Akron (3/15/16)
3FGs.....	5 (4x), last vs. Marshall (11/25/16)
3FGA.....	10, vs. Akron (3/15/16)
FTs.....	4, at Navy (11/11/16)
FTA.....	4, at Navy (11/11/16)
Off. Reb.....	3, vs. Grambling (11/17/15)
Def. Reb.....	5 (2x), last vs. Florida (3/20/16)

## SEASON HIGHS

Points.....	23, at Navy (11/11/16)
Rebounds.....	4 (4x), last at Wisconsin (1/12/17)
Assists.....	3, vs. UCLA (12/17/16)
Blocks.....	2, vs. FAU (12/6/16)
Steals.....	4 (2x), last vs. FDU (12/3/16)
Minutes.....	39, vs. Purdue (1/5/17)
FGs.....	7 (2x), last vs. FDU (12/3/16)
FGA.....	13, vs. FDU (12/3/16)
3FGs.....	5 (2x), last vs. Marshall (11/25/16)
3FGA.....	9, vs. Marshall (11/25/16)
FTs.....	4 (2x), last vs. Western Carolina (11/21/16)
FTA.....	4 (2x), last vs. Western Carolina (11/21/16)
Off. Reb.....	2, vs. Western Carolina (11/21/16)
Def. Reb.....	4 (4x), last at Wisconsin (1/12/17)

## CAREER STATISTICS

Year	GP	GS	Min	Avg	3-Point			F-Throw			Rebounds			PF	FO	Ast	TO	Blk	Stl	Pts	Avg				
					FG	FGA	Pct	FT	FTA	Pct	Off	Def	Tot									Avg			
2014-15	35	0	500	14.3	70	155	.452	28	81	.346	21	23	.913	6	28	34	1.0	22	0	18	6	2	17	189	5.4
2015-16	35	2	766	21.9	108	244	.443	52	119	.437	22	26	.846	14	49	63	1.8	38	0	28	17	5	24	290	8.3
2016-17	17	14	519	30.5	64	154	.416	31	79	.392	18	19	.947	6	30	36	2.1	28	1	9	19	3	19	177	10.4
<b>TOTAL</b>	<b>87</b>	<b>16</b>	<b>1785</b>	<b>20.5</b>	<b>242</b>	<b>553</b>	<b>.438</b>	<b>111</b>	<b>279</b>	<b>.398</b>	<b>61</b>	<b>68</b>	<b>.897</b>	<b>26</b>	<b>107</b>	<b>133</b>	<b>1.5</b>	<b>88</b>	<b>1</b>	<b>55</b>	<b>42</b>	<b>10</b>	<b>60</b>	<b>656</b>	<b>7.5</b>

## BIG TEN CAREER STATISTICS

Year	GP	GS	Min	Avg	3-Point			F-Throw			Rebounds			PF	FO	Ast	TO	Blk	Stl	Pts	Avg				
					FG	FGA	Pct	FT	FTA	Pct	Off	Def	Tot									Avg			
2014-15	18	0	236	13.1	20	58	.345	8	32	.250	4	4	1.000	3	13	16	0.9	15	0	6	1	2	10	52	2.9
2015-16	18	0	422	23.4	63	139	.453	34	66	.515	12	15	.800	7	22	29	1.6	15	0	12	9	3	16	172	9.6
2016-17	4	4	138	34.5	14	41	.341	4	16	.250	4	4	1.000	1	11	12	3.0	7	1	3	3	0	3	36	9.0
<b>TOTAL</b>	<b>40</b>	<b>4</b>	<b>796</b>	<b>19.9</b>	<b>97</b>	<b>238</b>	<b>.408</b>	<b>46</b>	<b>114</b>	<b>.404</b>	<b>20</b>	<b>23</b>	<b>.870</b>	<b>11</b>	<b>46</b>	<b>57</b>	<b>1.4</b>	<b>37</b>	<b>1</b>	<b>21</b>	<b>13</b>	<b>5</b>	<b>29</b>	<b>260</b>	<b>6.5</b>

## POSTSEASON CAREER STATISTICS

Year	GP	GS	Min	Avg	3-Point			F-Throw			Rebounds			PF	FO	Ast	TO	Blk	Stl	Pts	Avg				
					FG	FGA	Pct	FT	FTA	Pct	Off	Def	Tot									Avg			
BIG TEN	4	0	49	12.2	6	17	.353	1	7	.143	2	2	1.000	0	3	3	0.7	6	0	4	3	0	2	15	3.8
NIT	2	2	82	41.0	9	28	.321	3	15	.200	6	6	1.000	2	9	11	5.5	3	0	3	0	0	1	27	13.5
NCAA	2	0	12	6.0	0	2	.000	0	1	.000	0	0	.000	0	1	1	0.5	0	0	0	0	0	0	0	0.0
<b>Total</b>	<b>8</b>	<b>2</b>	<b>143</b>	<b>17.9</b>	<b>15</b>	<b>47</b>	<b>.319</b>	<b>4</b>	<b>23</b>	<b>.174</b>	<b>8</b>	<b>8</b>	<b>1.000</b>	<b>2</b>	<b>13</b>	<b>15</b>	<b>1.9</b>	<b>9</b>	<b>0</b>	<b>7</b>	<b>3</b>	<b>0</b>	<b>3</b>	<b>42</b>	<b>5.3</b>







# #13 JAQUAN LYLE

Guard • 6-5 • 210 • Sophomore  
 Evansville, Ind. (Huntington Prep) • Exploration

## AS A SOPHOMORE (2016-17)

- Went for 21 points, eight boards and seven assists against Providence (11/17)
- Recorded a game-high 17 points and five assists to go along with four boards vs. Western Carolina (11/21)
- Tallied fifth-career double-double with 10 points and 11 assists against Jackson St. (11/23)
- Went for 12 points, six assists and four rebounds against Marshall (11/25)
- Totaled 12 points and five assists at Virginia (11/30)
- Went for 10 points, nine assists and seven rebounds against FAU (12/6)
- Tallied 16 points, four rebounds, four steals and three assists vs. UConn (12/10)
- Went for eight points, six assists and four steals against UCLA (12/17)
- Handed out 10 assists and grabbed five rebounds against Youngstown State (12/20)
- Scored 17 points and dished out six assists against UNC Asheville (12/22)
- Scored a game-high 26 points while grabbing five rebounds at Illinois (1/1)
- Tallied 12 points and six assists at Minnesota (1/8)
- Scored 13 points at Wisconsin (1/12)

## 2016-17 GAME-BY-GAME STATS

Opponent	Min	FG	3FG	FT	O-D-R	PF	A	TO	B	S	Pts
at Navy	13	1-3	1-2	0-0	0-0-0	1	2	2	0	0	3
N.C. Central	22	2-6	1-4	0-1	0-1-1	1	2	1	0	0	5
Providence	35	7-11	2-4	5-8	0-8-8	2	7	1	0	0	21
WCU	31	6-11	0-1	5-6	0-4-4	0	5	2	0	2	17
Jackson St.	27	3-5	1-2	3-3	0-1-1	1	11	1	0	0	10
Marshall	24	5-12	1-2	1-3	1-3-4	2	6	3	0	1	12
at Virginia	37	5-10	0-2	2-2	1-2-3	1	5	8	1	2	12
FDU	30	2-7	1-2	2-2	0-0-0	3	5	5	0	1	7
FAU	37	4-11	0-3	2-3	1-6-7	4	9	3	1	0	10
UConn	36	5-13	0-3	6-6	1-3-4	2	3	1	0	4	16
vs. UCLA	35	1-7	1-5	5-6	0-1-1	3	6	3	0	4	8
YSU	29	1-4	0-2	0-0	1-4-5	1	10	3	0	1	2
UNC Asheville	35	6-8	1-2	4-6	0-2-2	1	6	4	0	0	17
at Illinois	34	10-18	2-4	4-5	1-4-5	1	3	0	0	2	26
Purdue	35	3-11	0-3	2-2	0-4-4	1	4	2	0	3	8
at Minnesota	38	5-10	2-3	0-2	0-4-4	4	6	2	0	2	12
at Wisconsin	26	5-9	2-4	1-2	0-3-3	1	2	2	0	0	13

## CAREER HIGHS

Points.....	29, at Indiana (1/10/16)
Rebounds.....	14, vs. Akron (3/15/16)
Assists.....	13, vs. Minnesota (12/30/15)
Blocks.....	2 (2x), last vs. Michigan (2/16/16)
Steals.....	4 (2x), last vs. UCLA (12/17/16)
Minutes.....	44, vs. Akron (3/15/16)
FGs.....	11 (2x), last at Wisconsin (2/4/16)
FGA.....	20, at Indiana (1/10/16)
3FGs.....	4, at Indiana (1/10/16)
3FGA.....	8, at Michigan State (3/5/16)
FTs.....	7, vs. Michigan (2/16/16)
FTA.....	10, vs. Penn State (3/10/16)
Off. Reb.....	4, vs. Penn State (3/10/16)
Def. Reb.....	12, vs. Akron (3/15/16)

## SEASON HIGHS

Points.....	26, at Illinois (1/1/17)
Rebounds.....	8, vs. Providence (11/17/16)
Assists.....	11, vs. Jackson St. (11/23/16)
Blocks.....	1 (2x), last vs. FAU (12/6/16)
Steals.....	4 (2x), last vs. UCLA (12/17/16)
Minutes.....	38, at Minnesota (1/8/17)
FGs.....	10, at Illinois (1/1/17)
FGA.....	18, at Illinois (1/1/17)
3FGs.....	2 (4x), last at Wisconsin (1/12/17)
3FGA.....	5, vs. UCLA (12/17/16)
FTs.....	6, vs. UConn (12/10/16)
FTA.....	8, vs. Providence (11/17/16)
Off. Reb.....	1 (6x), last at Illinois (1/1/17)
Def. Reb.....	8, vs. Providence (11/17/16)

## TRIPLE-DOUBLES

Date	Opponent	Pt./Reb./Ast.	W/L.....	Score
1/13/16	vs. Rutgers	16/12/11	W	94-68

## DOUBLE-DOUBLES

Date	Opponent	Pt./Reb./Ast.	W/L.....	Score
1/13/16	vs. Rutgers	16/12/11	W	94-68
3/10/16	vs. PSU	22/10reb.	W	79-75
3/15/16	vs. Akron	18/14reb.	W	72-63 (OT)
3/20/16	vs. Florida	19/11reb.	L	74-66
11/23/16	vs. JSU	10/11ast.	W	78-47

## HONORS AND AWARDS

- Big Ten Co-Freshman of the Week (1/18/16)

## CAREER STATISTICS

Year	GP	GS	Min	Avg	FG	FGA	Pct	3-Point			F-Throw			Rebounds			PF	FO	Ast	TO	Blk	Stl	Pts	Avg	
								FG	FGA	Pct	FT	FTA	Pct	Off	Def	Tot									Avg
2015-16	35	31	1040	29.7	133	335	.397	31	123	.252	94	132	.712	23	141	164	4.7	59	0	147	104	10	35	391	11.2
2016-17	17	17	524	30.8	71	156	.455	15	48	.313	42	57	.737	6	50	56	3.3	29	0	92	43	2	22	199	11.7
<b>TOTAL</b>	<b>52</b>	<b>48</b>	<b>1564</b>	<b>30.1</b>	<b>204</b>	<b>491</b>	<b>.415</b>	<b>46</b>	<b>171</b>	<b>.269</b>	<b>136</b>	<b>189</b>	<b>.720</b>	<b>29</b>	<b>191</b>	<b>220</b>	<b>4.2</b>	<b>88</b>	<b>0</b>	<b>239</b>	<b>147</b>	<b>12</b>	<b>57</b>	<b>590</b>	<b>11.3</b>

## BIG TEN CAREER STATISTICS

Year	GP	GS	Min	Avg	FG	FGA	Pct	3-Point			F-Throw			Rebounds			PF	FO	Ast	TO	Blk	Stl	Pts	Avg	
								FG	FGA	Pct	FT	FTA	Pct	Off	Def	Tot									Avg
2015-16	18	14	522	29.0	66	166	.398	17	69	.246	53	70	.757	9	70	79	4.4	28	0	77	46	4	14	202	11.2
2016-17	4	4	133	33.2	23	48	.479	6	14	.429	7	11	.636	1	15	16	4.0	7	0	15	6	0	7	59	14.8
<b>TOTAL</b>	<b>22</b>	<b>18</b>	<b>655</b>	<b>29.8</b>	<b>89</b>	<b>214</b>	<b>.416</b>	<b>23</b>	<b>83</b>	<b>.277</b>	<b>60</b>	<b>81</b>	<b>.741</b>	<b>10</b>	<b>85</b>	<b>95</b>	<b>4.3</b>	<b>35</b>	<b>0</b>	<b>92</b>	<b>52</b>	<b>4</b>	<b>21</b>	<b>261</b>	<b>11.9</b>

## POSTSEASON CAREER STATISTICS

Year	GP	GS	Min	Avg	FG	FGA	Pct	3-Point			F-Throw			Rebounds			PF	FO	Ast	TO	Blk	Stl	Pts	Avg	
								FG	FGA	Pct	FT	FTA	Pct	Off	Def	Tot									Avg
BIG TEN	2	2	65	32.5	11	24	.458	1	5	.200	9	14	.643	4	9	13	6.5	3	0	5	7	1	5	32	16.0
NIT	2	2	82	41.0	13	33	.394	1	9	.111	10	10	1.000	2	23	25	12.5	5	0	8	10	0	2	37	18.5
<b>TOTAL</b>	<b>4</b>	<b>4</b>	<b>147</b>	<b>36.8</b>	<b>24</b>	<b>57</b>	<b>.421</b>	<b>2</b>	<b>14</b>	<b>.143</b>	<b>19</b>	<b>24</b>	<b>.792</b>	<b>6</b>	<b>32</b>	<b>38</b>	<b>9.5</b>	<b>8</b>	<b>0</b>	<b>13</b>	<b>17</b>	<b>1</b>	<b>7</b>	<b>69</b>	<b>17.3</b>





# #4 DEREK FUNDERBURK

Forward • 6-9 • 205 • Freshman  
 Lakewood, Ohio (Hargrave Military Academy) • Sport Industry

## AS A FRESHMAN (2016-17)

- Tallied three points and five boards in exhibition vs. Walsh (11/6)

## 2016-17 GAME-BY-GAME STATS

Opponent	Min	FG	3FG	FT	O-D-R	PF	A	TO	B	S	Pts
at Navy	DNP										
N.C. Central	DNP										
Providence	DNP										
WCU	DNP										
Jackson St.	DNP										
Marshall	DNP										
at Virginia	DNP										
FDU	DNP										
FAU	DNP										
UConn	DNP										
vs. UCLA	DNP										
YSU	DNP										
UNC Asheville	DNP										
at Illinois	DNP										
Purdue	DNP										
at Minnesota	DNP										
at Wisconsin	DNP										

## SEASON/CAREER HIGHS

Points.....	-
Rebounds.....	-
Assists.....	-
Blocks.....	-
Steals.....	-
Minutes.....	-
FGs.....	-
FGA.....	-
3FGs.....	-
3FGA.....	-
FTs.....	-
FTA.....	-
Off. Reb.....	-
Def. Reb.....	-





# #3 C.J. JACKSON

Guard • 6-1 • 175 • Sophomore  
Charlotte, N.C. (Eastern Florida State CC) • Exploration

## AS A SOPHOMORE (2016-17)

- Tallied a team-high nine assists to go along with four points and six boards at Navy (11/11)
- Dished out eight assists vs. North Carolina Central (11/14)
- Recorded five points and five assists against Jackson St. (11/23)
- Tallied six points, seven assists and three steals against Marshall (11/25)
- Scored a season-high nine points on a trio of 3-pointers, while grabbing four boards and dishing out three assists at Virginia (11/30)
- Went for eight points, five assists and three rebounds against Youngstown State (12/20)
- Scored eight points against Purdue (1/5)
- Tallied five points and four assists at Minnesota (1/8)

## 2016-17 GAME-BY-GAME STATS

Opponent	Min	FG	3FG	FT	O-D-R	PF	A	TO	B	S	Pts
at Navy	27	0-2	0-1	4-4	2-4-6	1	9	3	0	0	4
N.C. Central	23	1-4	0-2	1-4	0-0-0	2	8	2	0	2	3
Providence	5	0-2	0-1	0-0	0-2-2	0	2	0	0	0	0
WCU	15	0-4	0-3	0-0	0-2-2	2	1	2	0	2	0
Jackson St.	16	1-3	1-2	2-2	0-2-2	0	5	0	0	0	5
Marshall	16	3-6	0-2	0-0	0-1-1	2	7	2	0	3	6
at Virginia	23	3-4	3-4	0-0	0-4-4	3	3	3	0	1	9
FDU	12	0-2	0-2	2-2	0-0-0	0	2	2	0	0	2
FAU	13	2-4	0-2	0-1	0-0-0	0	2	1	0	2	4
UConn	4	0-1	0-1	0-0	0-0-0	0	0	0	0	0	0
vs. UCLA	5	1-2	0-1	0-0	0-1-1	2	2	0	0	0	2
YSU	19	3-7	1-3	1-4	0-3-3	2	5	1	0	2	8
UNC Asheville	12	1-2	0-0	2-2	0-2-2	0	2	1	0	0	4
at Illinois	6	0-1	0-1	0-0	0-1-1	0	0	0	0	0	0
Purdue	16	2-5	1-3	3-4	0-2-2	1	1	0	0	1	8
at Minnesota	17	2-8	1-4	0-0	0-2-2	3	4	0	0	0	5
at Wisconsin	23	1-6	0-4	2-4	0-2-2	2	3	0	0	1	4

## SEASON/CAREER HIGHS

Points.....	9, at Virginia (11/30/16)
Rebounds.....	6, at Navy (11/11/16)
Assists.....	9, at Navy (11/11/16)
Blocks.....	-
Steals.....	3, vs. Marshall (11/25/16)
Minutes.....	27, at Navy (11/11/16)
FGs.....	3 (3x), last vs. Youngstown State (12/20/16)
FGA.....	8, at Minnesota (1/8/17)
3FGs.....	3, at Virginia (11/30/16)
3FGA.....	4 (3x), last at Wisconsin (1/12/17)
FTs.....	4, at Navy (11/11/16)
FTA.....	4 (5x), last at Wisconsin (1/12/17)
Off. Reb.....	2, at Navy (11/11/16)
Def. Reb.....	4 (2x), last at Virginia (11/30/16)



## CAREER STATISTICS

Year	GP	GS	Min	Avg	FG	FGA	Pct	3-Point			F-Throw			Rebounds			PF	FO	Ast	TO	Blk	Stl	Pts	Avg	
								FG	FGA	Pct	FT	FTA	Pct	Off	Def	Tot									Avg
2016-17	17	0	252	14.8	20	63	.317	7	36	.194	17	27	.630	2	28	30	1.8	20	0	56	17	0	14	64	3.8
<b>TOTAL</b>	<b>17</b>	<b>0</b>	<b>252</b>	<b>14.8</b>	<b>20</b>	<b>63</b>	<b>.317</b>	<b>7</b>	<b>36</b>	<b>.194</b>	<b>17</b>	<b>27</b>	<b>.630</b>	<b>2</b>	<b>28</b>	<b>30</b>	<b>1.8</b>	<b>20</b>	<b>0</b>	<b>56</b>	<b>17</b>	<b>0</b>	<b>14</b>	<b>64</b>	<b>3.8</b>

## BIG TEN CAREER STATISTICS

Year	GP	GS	Min	Avg	FG	FGA	Pct	3-Point			F-Throw			Rebounds			PF	FO	Ast	TO	Blk	Stl	Pts	Avg	
								FG	FGA	Pct	FT	FTA	Pct	Off	Def	Tot									Avg
2016-17	4	0	62	15.5	5	20	.250	2	12	.167	5	8	.625	0	7	7	1.8	6	0	8	0	0	2	17	4.3
<b>TOTAL</b>	<b>4</b>	<b>0</b>	<b>62</b>	<b>15.5</b>	<b>5</b>	<b>20</b>	<b>.250</b>	<b>2</b>	<b>12</b>	<b>.167</b>	<b>5</b>	<b>8</b>	<b>.625</b>	<b>0</b>	<b>7</b>	<b>7</b>	<b>1.8</b>	<b>6</b>	<b>0</b>	<b>8</b>	<b>0</b>	<b>0</b>	<b>2</b>	<b>17</b>	<b>4.3</b>



## #23 JIMMY JENT

Guard • 6-4 • 155 • Sophomore  
Columbus, Ohio (Wofford) • Biology (Pre-Med)

### AS A SOPHOMORE (2016-17)

- Pulled down a pair of rebounds vs. Western Carolina (11/21)
- Scored first-career points on a 3-pointer against Jackson St. (11/23)

### 2016-17 GAME-BY-GAME STATS

Opponent	Min	FG	3FG	FT	O-D-R	PF	A	TO	B	S	Pts
at Navy	DNP										
N.C. Central	DNP										
Providence	DNP										
WCU	3	0-2	0-1	0-0	0-2-2	0	0	0	0	0	0
Jackson St.	2	1-1	1-1	0-0	0-1-1	0	0	0	0	0	3
Marshall	2	0-0	0-0	0-0	0-0-0	0	0	0	0	0	0
at Virginia	DNP										
FDU	DNP										
FAU	DNP										
UConn	DNP										
vs. UCLA	DNP										
YSU	3	0-1	0-0	0-0	0-1-1	0	0	0	0	0	0
UNC Asheville	DNP										
at Illinois	DNP										
Purdue	DNP										
at Minnesota	DNP										
at Wisconsin	DNP										

### CAREER HIGHS

Points.....	3, vs. Jackson St. (11/23/16)
Rebounds.....	2, vs. Western Carolina (11/21/16)
Assists.....	-
Blocks.....	-
Steals.....	-
Minutes .3 (5x), last vs. Youngstown State (12/20/16)	
FGs.....	1, vs. Jackson St. (11/23/16)
FGA.....	2 (3x), last vs. Western Carolina (11/21/16)
3FGs.....	1, vs. Jackson St. (11/23/16)
3FGA.....	2, vs. Tenn. Wesleyan (1/19/16)
FTs.....	-
FTA.....	-
Off. Reb.....	-
Def. Reb.....	2, vs. Western Carolina (11/21/16)

### SEASON HIGHS

Points.....	3, vs. Jackson St. (11/23/16)
Rebounds.....	2, vs. Western Carolina (11/21/16)
Assists.....	-
Blocks.....	-
Steals.....	-
Minutes .3 (2x), last vs. Youngstown State (12/20/16)	
FGs.....	1, vs. Jackson St. (11/23/16)
FGA.....	2, vs. Western Carolina (11/21/16)
3FGs.....	1, vs. Jackson St. (11/23/16)
3FGA.....	1 (2x), last vs. Jackson St. (11/23/16)
FTs.....	-
FTA.....	-
Off. Reb.....	-
Def. Reb.....	2, vs. Western Carolina (11/21/16)

### CAREER STATISTICS

\*AT WOFFORD

Year	GP	GS	Min	Avg	FG	FGA	Pct	3-Point			F-Throw			Rebounds				Ast	TO	Blk	Stl	Pts	Avg		
								FG	FGA	Pct	FT	FTA	Pct	Off	Def	Tot	Avg							PF	FO
2015-16*	6	0	12	2.0	0	6	.000	0	4	.000	0	0	.000	0	2	2	0.3	0	0	0	1	0	0	0	0.0
2016-17	4	0	10	2.5	1	4	.250	1	2	.500	0	0	.000	0	4	4	1.0	0	0	0	0	0	0	3	0.8
<b>All</b>	<b>10</b>	<b>0</b>	<b>22</b>	<b>2.2</b>	<b>1</b>	<b>10</b>	<b>.100</b>	<b>1</b>	<b>6</b>	<b>.167</b>	<b>0</b>	<b>0</b>	<b>.000</b>	<b>0</b>	<b>6</b>	<b>6</b>	<b>0.6</b>	<b>0</b>	<b>0</b>	<b>0</b>	<b>1</b>	<b>0</b>	<b>0</b>	<b>3</b>	<b>0.3</b>



# #0 MICAH POTTER

Center • 6-9 • 240 • Freshman

Mentor, Ohio (Montverde Academy) • Sport Industry

## AS A FRESHMAN (2016-17)

- Scored 13 points and pulled down three boards against North Carolina Central (11/14)
- Tallied first double-double with 12 points and a career-high 12 boards vs. Marshall (11/25)
- Went for seven points and five boards vs. FAU (12/6)
- Recorded three points and eight boards vs. UCLA (12/17)
- Tallied seven points and four boards vs. Purdue (1/5)
- Went for five points and four boards at Wisconsin (1/12)

## 2016-17 GAME-BY-GAME STATS

Opponent	Min	FG	3FG	FT	O-D-R	PF	A	TO	B	S	Pts
at Navy	21	0-2	0-0	0-0	0-2-2	3	1	2	1	0	0
N.C. Central	22	5-7	3-4	0-0	0-3-3	3	0	1	0	0	13
Providence	4	0-1	0-0	0-0	0-0-0	2	0	1	0	0	0
WCU	18	0-0	0-0	0-0	0-3-3	1	0	1	0	1	0
Jackson St.	19	1-4	1-3	0-2	2-2-4	0	0	0	0	3	3
Marshall	21	5-10	1-3	1-4	7-5-12	3	1	0	1	0	12
at Virginia	18	3-5	1-2	0-0	1-2-3	2	0	1	0	0	7
FDU	14	0-0	0-0	2-4	1-1-2	3	0	1	0	0	2
FAU	20	2-5	1-3	2-3	2-3-5	2	0	1	0	1	7
UConn	9	0-1	0-0	0-0	1-2-3	2	1	2	0	0	0
vs. UCLA	16	1-3	0-1	1-2	2-6-8	1	0	1	0	0	3
YSU	DNP										
UNC Asheville	DNP										
at Illinois	9	1-3	1-2	0-0	0-0-0	2	0	0	0	0	3
Purdue	14	2-4	1-2	2-2	0-4-4	4	0	1	1	0	7
at Minnesota	12	1-2	0-0	1-2	0-1-1	2	0	0	1	0	3
at Wisconsin	15	1-2	1-1	2-2	2-2-4	1	1	0	2	1	5

## SEASON/CAREER HIGHS

Points.....	13, vs. N.C. Central (11/14/16)
Rebounds.....	12, vs. Marshall (11/25/16)
Assists.....	1 (4x), last at Wisconsin (1/12/17)
Blocks.....	2, at Wisconsin (1/12/17)
Steals.....	3, vs. Jackson St. (11/23/16)
Minutes.....	22, vs. N.C. Central (11/14/16)
FGs.....	5 (2x), last vs. Marshall (11/25/16)
FGA.....	10, vs. Marshall (11/25/16)
3FGs.....	3, vs. N.C. Central (11/14/16)
3FGA.....	4, vs. N.C. Central (11/14/16)
FTs.....	2 (4x), last at Wisconsin (1/12/17)
FTA.....	4 (2x), last vs. FDU (12/3/16)
Off. Reb.....	7, vs. Marshall (11/25/16)
Def. Reb.....	6, vs. UCLA (12/17/16)

## DOUBLE-DOUBLES

Date	Opponent	Pt./Reb.	W/L.....	Score
11/25/16	vs. Marshall	12/12	W.....	111-70

## CAREER STATISTICS

Year	GP	GS	Min	Avg	FG	FGA	Pct	3-Point			F-Throw			Rebounds			PF	FO	Ast	TO	Blk	Stl	Pts	Avg	
								FG	FGA	Pct	FT	FTA	Pct	Off	Def	Tot									Avg
2016-17	15	11	232	15.5	22	49	.449	10	21	.476	11	21	.524	18	36	54	3.6	31	0	4	12	6	6	65	4.3
<b>TOTAL</b>	<b>15</b>	<b>11</b>	<b>232</b>	<b>15.5</b>	<b>22</b>	<b>49</b>	<b>.449</b>	<b>10</b>	<b>21</b>	<b>.476</b>	<b>11</b>	<b>21</b>	<b>.524</b>	<b>18</b>	<b>36</b>	<b>54</b>	<b>3.6</b>	<b>31</b>	<b>0</b>	<b>4</b>	<b>12</b>	<b>6</b>	<b>6</b>	<b>65</b>	<b>4.3</b>

## BIG TEN CAREER STATISTICS

Year	GP	GS	Min	Avg	FG	FGA	Pct	3-Point			F-Throw			Rebounds			PF	FO	Ast	TO	Blk	Stl	Pts	Avg	
								FG	FGA	Pct	FT	FTA	Pct	Off	Def	Tot									Avg
2016-17	4	0	50	12.5	5	11	.455	3	5	.600	5	6	.833	2	7	9	2.3	9	0	1	1	4	1	18	4.5
<b>TOTAL</b>	<b>4</b>	<b>0</b>	<b>50</b>	<b>12.5</b>	<b>5</b>	<b>11</b>	<b>.455</b>	<b>3</b>	<b>5</b>	<b>.600</b>	<b>5</b>	<b>6</b>	<b>.833</b>	<b>2</b>	<b>7</b>	<b>9</b>	<b>2.3</b>	<b>9</b>	<b>0</b>	<b>1</b>	<b>1</b>	<b>4</b>	<b>1</b>	<b>18</b>	<b>4.5</b>



# #24 ANDRE WESSON

Forward • 6-6 • 220 • Freshman  
Westerville, Ohio (South) • Exploration

## AS A FRESHMAN (2016-17)

- Tallied five points and six boards vs. Western Carolina (11/21)
- Scored five points against Marshall (11/25)
- Scored six points at Wisconsin (1/12)

## 2016-17 GAME-BY-GAME STATS

Opponent	Min	FG	3FG	FT	O-D-R	PF	A	TO	B	S	Pts
at Navy	3	0-1	0-1	0-0	0-0-0	1	0	0	0	0	0
N.C. Central	5	0-0	0-0	0-0	0-1-1	0	0	0	0	0	0
Providence	DNP										
WCU	23	2-4	1-2	0-3	3-3-6	0	0	2	0	0	5
Jackson St.	14	1-3	1-3	0-0	0-1-1	1	1	3	0	0	3
Marshall	23	2-6	1-5	0-3	2-1-3	1	2	1	0	0	5
at Virginia	6	1-2	0-1	1-1	0-0-0	0	0	0	0	0	3
FDU	6	1-2	0-0	0-1	0-0-0	0	1	0	0	1	2
FAU	3	0-0	0-0	0-0	0-0-0	0	0	0	0	0	0
UConn	5	0-0	0-0	1-2	1-0-1	0	0	0	0	0	1
vs. UCLA	DNP										
YSU	14	1-2	0-0	0-0	2-3-5	1	0	5	0	0	2
UNC Asheville	2	0-1	0-1	0-0	0-0-0	0	0	0	0	0	0
at Illinois	DNP										
Purdue	6	0-0	0-0	0-0	0-0-0	0	0	0	0	1	0
at Minnesota	4	0-1	0-0	0-0	0-0-0	1	0	0	0	0	0
at Wisconsin	19	1-3	1-3	3-4	2-0-2	2	0	1	0	2	6

## SEASON/CAREER HIGHS

Points.....	6, at Wisconsin (1/12/17)
Rebounds.....	6, vs. Western Carolina (11/21/16)
Assists.....	2, vs. Marshall (11/25/16)
Blocks.....	-
Steals.....	2, at Wisconsin (1/12/17)
Minutes.....	23 (2x), last vs. Marshall (11/25/16)
FGs.....	2 (2x), last vs. Marshall (11/25/16)
FGA.....	6, vs. Marshall (11/25/16)
3FGs.....	1 (4x), last at Wisconsin (1/12/17)
3FGA.....	5, vs. Marshall (11/25/16)
FTs.....	3, at Wisconsin (1/12/17)
FTA.....	4, at Wisconsin (1/12/17)
Off. Reb.....	3, vs. Western Carolina (11/21/16)
Def. Reb.....	3 (2x), last vs. Youngstown State (12/20/16)



## CAREER STATISTICS

Year	GP	GS	Min	Avg	FG	FGA	Pct	3-Point			F-Throw			Rebounds			PF	FO	Ast	TO	Blk	Stl	Pts	Avg	
								FG	FGA	Pct	FT	FTA	Pct	Off	Def	Tot									Avg
2016-17	14	0	133	9.5	9	25	.360	4	16	.250	5	14	.357	10	9	19	1.4	7	0	4	12	0	4	27	1.9
<b>TOTAL</b>	<b>14</b>	<b>0</b>	<b>133</b>	<b>9.5</b>	<b>9</b>	<b>25</b>	<b>.360</b>	<b>4</b>	<b>16</b>	<b>.250</b>	<b>5</b>	<b>14</b>	<b>.357</b>	<b>10</b>	<b>9</b>	<b>19</b>	<b>1.4</b>	<b>7</b>	<b>0</b>	<b>4</b>	<b>12</b>	<b>0</b>	<b>4</b>	<b>27</b>	<b>1.9</b>

## BIG TEN CAREER STATISTICS

Year	GP	GS	Min	Avg	FG	FGA	Pct	3-Point			F-Throw			Rebounds			PF	FO	Ast	TO	Blk	Stl	Pts	Avg	
								FG	FGA	Pct	FT	FTA	Pct	Off	Def	Tot									Avg
2016-17	3	0	29	9.7	1	4	.250	1	3	.333	3	4	.750	2	0	2	0.7	3	0	0	1	0	3	6	2.0
<b>TOTAL</b>	<b>3</b>	<b>0</b>	<b>29</b>	<b>9.7</b>	<b>1</b>	<b>4</b>	<b>.250</b>	<b>1</b>	<b>3</b>	<b>.333</b>	<b>3</b>	<b>4</b>	<b>.750</b>	<b>2</b>	<b>0</b>	<b>2</b>	<b>0.7</b>	<b>3</b>	<b>0</b>	<b>0</b>	<b>1</b>	<b>0</b>	<b>3</b>	<b>6</b>	<b>2.0</b>