

HISTORY & RECORDS

YEAR-BY-YEAR STATISTICS

Hitting

Year	W-L-T	Avg.	G	AB	R	H	2B	3B	HR	RBI	TB	Sig.	BB	HBP	SO	GDP	OB%	SF	SH	SB-ATT	PO	A	E	Fld.	
1975*	8-6																								
1976*	15-7																								
1977*	18-13-1																								
1978*	18-7																								
1979*	16-11-1																								
1980*	21-10																								
1981	31-10	.222	41	1071	146	238	18	17	5	103	305	.283	97	13	92	-	.294	3	60	41-55	864	436	51	.962	
1982	26-11-1	.268	38	989	142	265	20	21	1	108	320	.333	53	4	80	-	.306	5	62	54-73	785	388	55	.955	
1983	26-14	.239	40	1010	118	241	15	21	3	91	307	.304	50	1	84	-	.275	1	83	30-37	841	400	47	.964	
1984	40-17	.219	57	1480	141	324	28	27	2	98	412	.278	87	4	174	-	.264	3	123	50-67	1281	615	81	.959	
1985	22-24	.198	46	1165	74	231	21	7	1	58	269	.231	79	3	140	-	.250	7	82	28-34	982	422	48	.967	
1986	16-27	.188	44	1078	72	203	20	4	0	48	231	.214	71	4	137	-	.240	3	26	26-35	873	394	72	.946	
1987	16-21																								
1988	13-32	.191	45	1174	84	224	20	6	1	74	257	.219	90	6	152	-	.251	3	43	-	-	-	-	-	
1989	7-30	.185	35	882	52	164	17	4	0	37	189	.214	59	4	184	-	.240	0	35	26-28	-	-	-	-	
1990	6-40	.149	46	1091	50	167	12	4	0	30	187	.171	70	10	164	-	.210	6	31	35-46	847	455	117	.918	
1991	9-43	.191	52	1213	96	232	24	10	1	74	279	.230	92	12	234	-	.255	3	43	21-33	1011	500	107	.934	
1992	13-28	.174	41	1006	68	175	17	5	2	50	208	.207	69	4	201	-	.230	1	36	9-11	816	359	58	.953	
1993	13-19	.257	32	824	110	212	19	13	7	97	278	.337	53	7	132	-	.306	6	20	26-32	593	273	55	.940	
1994	16-41	.222	57	1513	140	336	27	5	6	98	391	.258	79	12	241	-	.266	3	47	19-38	1124	548	93	.947	
1995	13-41	.229	54	1321	118	308	40	10	10	108	398	.301	92	7	243	-	.286	1	36	20-28	1016	475	91	.942	
1996	15-35	.252	50	1255	115	316	35	7	3	96	374	.298	63	10	131	-	.292	4	49	26-40	953	440	57	.961	
1997	29-34-1	.270	64	1771	199	479	51	10	22	156	616	.348	133	4	175	-	.323	1	81	10-17	1305	471	66	.964	
1998	27-28	.241	55	1396	147	337	31	3	21	131	437	.313	112	16	213	9	.304	7	51	18-24	1111	537	76	.956	
1999	47-25	.259	72	1883	238	487	62	12	27	214	654	.347	204	11	315	14	.332	15	53	58-84	1489	517	68	.978	
2000	40-21-1	.265	62	1646	244	437	68	2	40	208	629	.382	162	14	284	8	.335	8	52	37-52	1270	438	47	.973	
2001	44-24-1	.261	69	1818	249	474	72	9	19	221	621	.342	104	24	248	4	.308	11	57	51-68	1407	571	60	.971	
2002	40-25	.248	65	1646	173	408	55	4	17	147	522	.317	135	18	276	8	.311	6	57	41-59	1331	525	59	.969	
2003	36-31	.274	67	1761	275	482	88	10	61	252	773	.439	162	44	317	7	.348	10	29	67-89	1323	686	102	.952	
2004	44-28	.261	72	1811	280	473	75	5	48	241	702	.388	201	25	362	11	.341	13	59	60-93	1429	634	69	.968	
2005	43-16	.267	59	1508	266	402	77	4	58	225	661	.438	137	20	274	6	.334	11	46	70-83	1190	490	42	.976	
2006	43-16	.280	59	1549	264	434	65	5	58	242	683	.441	101	44	321	7	.341	6	32	42-58	1208	459	46	.973	
2007	41-23	.277	64	1681	296	466	50	12	49	262	687	.409	159	51	287	4	.356	7	67	89-109	1306	557	46	.976	
2008	28-31	.264	59	1524	222	402	59	5	29	194	558	.366	136	40	239	10	.338	8	55	78-90	1173	508	54	.969	
2009	25-30	.255	55	1351	178	344	52	7	34	161	512	.379	118	33	273	2	.328	9	56	39-53	1083	492	50	.969	
2010	24-31	.273	55	1392	237	380	69	9	45	212	602	.432	143	25	292	5	.350	7	28	41-49	1057	496	62	.962	
2011	19-28	.228	47	1174	135	268	43	1	16	118	361	.307	127	36	206	8	.320	8	30	18-26	932	392	44	.968	
2012	34-21	.275	55	1431	283	393	49	6	40	251	574	.401	190	44	256	10	.375	8	39	58-68	1104	421	53	.966	
Totals		.243		42,414		10,302		265		4,405		.330		550		113		184		1,388-1,579		13,899		.960	
	942-899-6		1,657		5,212		1,299		626		14,007		3,428		6,727		.307		1,568		31,704		1,876		

* - Year-By-Year Statistics not available prior to 1981

Hitting

Batting Average

1. 2006	.280
2. 2007	.277
3. 2012	.275
4. 2003	.274
5. 2010	.273

Hits

1. 1999	487
2. 2003	482
3. 1997	479
4. 2001	474
5. 2004	473

Runs

1. 2007	296
2. 2012	283
3. 2004	280
4. 2003	275
5. 2005	266

Runs Batted In

1. 2007	262
2. 2003	252
3. 2012	251
4. 2006	242
5. 2005	241

Doubles

1. 2003	88
2. 2005	77
3. 2004	75
4. 2001	72
5. 2010	69

Triples

1. 1984	27
2. 1982	21
1983	21
4. 1981	17
5. 1993	13

Home Runs

1. 2003	61
2. 2006	58
2005	58
4. 2007	49
5. 2004	48

Strikeouts

1. 2004	363
2. 2006	321
3. 2003	317
4. 1999	315
5. 2010	292

Walks

1. 1999	204
2. 2004	201
3. 2012	190
4. 2003	162
2000	162

Total Bases

1. 2003	773
2. 2004	702
3. 2007	687
4. 2006	683
5. 2005	661

Stolen Bases

1. 2007	89
2. 2008	78
3. 2005	70
4. 2003	67
5. 2004	60

Pitching

Year	ERA	W-L	G	CG	SHO/CBO	SV	IP	H	R	ER	BB	SO	2B	3B	HR	AB	B/Avg.	WP	HBP	BK	SFA	SHA	
1975*		8-6																					
1976*		15-7																					
1977*		18-13-1																					
1978*		18-7																					
1979*		16-11-1																					
1980*		21-10																					
1981	0.83	31-10	41	33	16/-	3	288.0	192	67	34	58	93	-	-	-	-	-	13	4	-	-	-	
1982	0.48	26-11-1	38	26	12/-	7	261.2	194	58	18	77	128	6	8	1	937	.205	7	5	0	53	34	
1983	0.61	26-14	40	36	17/-	0	279.2	173	51	24	58	131	13	14	2	961	.180	18	3	3	-	-	
1984	0.38	40-17	57	46	25/1	3	424.1	224	72	23	102	195	16	10	0	1457	.154	26	10	2	-	-	
1985	1.19	22-24	46	34	12/-	1	358.2	248	88	61	78	158	27	19	3	1197	.211	27	8	1	6	36	
1986	1.46	16-27	44	29	6/-	0	311.1	228	109	65	88	79	22	4	0	1133	.201	17	5	-	3	52	
1987		16-21																					
1988	2.01	13-32	45	-	8/-	-	321.0	274	138	72	81	72	29	4	3	1224	.223	-	-	-	43	3	
1989	3.08	7-30	35	-	3/-	-	229.0	237	132	101	91	70	29	7	1	923	.258	-	-	-	29	4	
1990	3.01	6-40	46	-	0	-	305.0	459	227	131	96	97	41	29	1	1288	.271	-	-	-	32	12	
1991	2.95	9-43	52	31	3/-	1	337.0	457	260	142	62	193	67	19	1	1430	.320	-	-	-	59	9	
1992	1.85	13-28	41	29	7/-	0	276.0	300	126	73	41	144	40	7	4	1084	.274	-	-	-	38	5	
1993	3.47	13-19	32	19	6/-	3	197.2	255	134	98	70	67	31	7	13	820	.311	11	5	0	27	7	
1994	3.64	16-41	57	33	6/-	3	375.1	490	252	195	86	148	71	11	21	1593	.308	11	9	0	52	11	
1995	5.35	13-41	54	47	5/0	0	338.2	503	326	259	168	110	71	23	33	1504	.334	-	11	-	44	16	
1996	4.56	15-35	50	35	4/-	2	317.2	450	262	207	118	94	58	10	25	1355	.332	18	7	0	53	8	
1997	2.60	29-34-1	64	39	4/-	3	442.0	445	216	164	104	276	45	8	18	1708	.261	9	19	0	46	6	
1998	2.61	27-28	55	40	11/1	1	370.1	381	185	138	86	237	45	6	21	1613	.262	14	6	0	9	52	
1999	1.59	47-25	72	49	21/4	7	496.1	392	151	113	94	422	53	10	30	2173	.213	15	18	1	7	47	
2000	2.33	40-21-1	62	40	16/4	3	423.1	373	165	141	125	362	63	7	20	1803	.233	12	25	0	6	33	
2001	1.37	44-24-1	69	50	23/4	4	469.0	344	127	92	114	369	47	9	16	1886	.203	12	22	2	8	44	
2002	1.77	40-25	65	27	23/9	4	443.2	330	157	112	109	473	57	3	30	1803	.203	22	22	0	7	39	
2003	2.90	36-31	67	28	9/2	3	441.0	457	235	183	149	277	51	2	44	1989	.261	16	39	0	9	43	
2004	1.76	44-28	72	33	25/10	8	476.1	365	157	120	127	418	49	4	22	1967	.208	10	26	0	10	49	
2005	2.40	43-16	59	35	16/4	5	396.2	352	154	136	115	396	69	9	29	1662	.236	12	10	1	2	44	
2006	1.98	43-16	59	38	14/2	5	403.0	343	132	114	109	355	51	3	30	1668	.227	8	18	0	5	28	
2007	2.09	41-23	64	37	16/5	6	435.1	374	156	130	133	290	51	6	29	1824	.232	24	29	2	6	44	
2008	3.20	28-31	59	30	7/0	3	391.0	438	224	179	105	250	74	6	46	1748	.277	35	12	0	7	44	
2009	3.68	25-30	55	24	8/0	6	361.0	420	226	190	94	174	56	2	50	1627	.289	13	34	0	10	37	
2010	4.77	24-31	55	22	6/1	2	352.1	418	289	240	189	266	67	4	35	1712	.288	28	33	1	10	30	
2011	3.20	19-28	47	16	9/4	0	310.2	288	181	142	182	272	43	0	30	1434	.247	34	43	0	10	35	
2012	3.37	34-21	55	11	5/1	9	368.0	344	215	177	186	268	66	7	40	1398	.246	19	41	1	12	32	
Totals	2.42		1,657		343/52		11,201		5,272		3,295		1,408		598		.239		464		603		
		942-899-6			917		92		10,748		3,874		6,884		258		44,921		431		14		804

* - Year-By-Year Statistics not available prior to 1981

Hitting

Innings Pitched

1. 1999.....	496.1
2. 2004.....	476.1
3. 2001.....	469.0
4. 2002.....	443.2
5. 1997.....	442.0

Lowest ERA

1. 1984.....	0.38
2. 1982.....	0.48
3. 1983.....	0.61
4. 1981.....	0.83
5. 1985.....	1.19

Strikeouts

1. 2002.....	473
2. 1999.....	422
3. 2004.....	418
4. 205.....	396
5. 2001.....	369

Most Walks

1. 2010.....	189
2. 2012.....	186
3. 2011.....	182
4. 1995.....	168
5. 2003.....	149

Fewest Walks

1. 1992.....	41
2. 1983.....	58
1981.....	58
4. 1991.....	62
5. 1993.....	70

Wins

1. 1999.....	47
2. 2004.....	44
2001.....	44
4. 2006.....	43
2005.....	43

Saves

1. 2012.....	9
2. 2004.....	8
3. 1982.....	7
1999.....	7

Most Hits Allowed

1. 1995.....	503
2. 1994.....	490
3. 1990.....	459
4. 2003.....	457
1991.....	457

Fewest Hits Allowed

1. 1983.....	173
2. 1981.....	192
3. 1982.....	194
4. 1984.....	224
5. 1986.....	228

Individual hitting

Batting Average

Season507, Denise Smail, 1978
 Career381, Tarrah Beyster, 1997-2000

At Bats

Game6, Cambria Miranda, 2007 vs. Arizona State
 Season259, Shawna Feldt, 1999
 Career775, Mia Longfellow, 2004-07

Hits

Game4, 13 times
 Last by Ally Kutz, 2010 vs. UIC
 Season76, Jodi Chmielewski, 1999
 Career242, Mia Longfellow, 2004-07

Doubles

Game2, 53 times
 Last by Erin Guzy, 2012 vs. Oregon
 Season17, Clare Burnam, 2002
17, Jodi Chmielewski, 1999
 Career47, Vanessa Iapala, 2003-06

Triples

Game2, 4 times
 Last by Lea Cavestany, 2010 vs. Seattle
 Season10, Lynn Batchelder, 1984
 Career18, Erin Capps, 1982-85

Home Runs

Game3, MC Brenner, 2010 vs. Southern Utah
 Season16, Cambria Miranda, 2006
16, Tarrah Beyster, 2000
 Career52, Tarrah Beyster, 1997-2000

Runs Batted In

Game7, Tarrah Beyster, 1999 vs. St. Mary's
 Season48, Brianne McGowan, 2007
48, Shelly Prochaska, 2003
 Career143, Tarrah Byster, 1997-2000

Stolen Bases

Game4, Brooke Rutschman, 2000 vs. Utah State
 Season18, Mia Longfellow, 2005
 Career57, Mia Longfellow, 2004-07

Walks

Game4, 5 times
 Last by Dani Gilmore, 2012 vs. Long Beach State
 Season64, Tarrah Byster, 1999
 Career211, Tarrah Beyster, 1997-2000

Individual Pitching

Wins

Season36, Brianne McGowan, 2005
 Career100, Brianne McGowan, 2004-07

Saves

Season6, Monica Hoffman, 2004
6, Tarrah Byster, 1999
 Career13, Brianne McGowan, 2004-07

Earned Run Average

Season0.26, Trina Marvin, 1984
 Career0.52, Trina Marvin, 1981-84

Strikeouts

Game16, Brianne McGowan, 2005 vs. Wisconsin
 Season346, Brianne McGowan, 2005
 Career852, Brianne McGowan, 2004-07

Walks

Game8, Brooke Hofstetter, 1997 vs. San Diego State
 Season105, Paige Hall, 2010
 Career274, Brianne McGowan, 2004-07

Innings Pitched

Game13, Karen Schoonover, 1985 vs. San Francisco
 Season299.2, Brianne McGowan, 2005
 Career949.0, Tarrah Byster, 1997-2000

Complete Games

Season34, Brianne McGowan, 2005
 Career104, Tarrah Byster, 1997-2000

Complete Game Shutouts

Season12, Brianne McGowan, 2005
12, Tarrah Byster, 1999
 Career36, Brianne McGowan, 2004-07

Runs Allowed

Game16, Jennifer Smith, 1993 vs. UCLA
 Season163, Amy Werner, 1995
 Career556, Cheryl Reeder, 1989-1992

Wild Pitches

Game7, Jennifer Smith, 1993 vs. UCLA
 Season24, Kelly Dyer, 2008
 Career51, Joan Harvey, 1982-85

Hit Batters

Season:28, Paige Hall, 2010
 Career:56, Monica Hoffman, 2001-04

Individual Fielding

Assists

Game9, Parisa Plant, 1998 vs. Sacramento State

Putouts

Game18, Jenni Jodoin, 1999 vs. California
18, Karen Schoonover, 1985 vs. Portland State

Team Hitting

Batting Average

Season339 (1978)

Runs

Game22 vs. **BYU (2012)**

Inning16 vs. **BYU - 2nd inning (2012)**

Season296 (2007)

Hits

Game19 vs. Utah State (2006)

.19 vs. Loyola Chicago (2006)

Season487 (1999)

Doubles

Game6 vs. DePaul (2006)

Season88 (2003)

Triples

Game3 vs. San Jose State (2002)

.3 vs. Towson (200)

.3 vs. Seattle (2010)

Season27 (1984)

Home Runs

Game5 vs. Portland State (2003)

.5 vs. Seattle (2009)

.5 vs. **BYU (2012)**

Inning5 vs. **BYU - 2nd inning (2012)**

Season61 (2003)

Runs Batted in

Game20 vs. **BYU (2012)**

Season262 (2007)

Stolen Bases

Game7 vs. Loyola Chicago (2006)

Season89 (2007)

Strikeouts

Game19 vs. UCLA (1993)

Season364 (2004)

Hit By Pitch

Game5 vs. **North Carolina (2012)**

Season51 (2007)

Team Pitching

Innings Pitched

Game12.2 vs. Portland State (1997)

.12.2 vs. Stanford (1998)

Season496.1 (1999)

Hits

Game21 vs. UCLA (1993)

Season490 (1994)

Walks

Game13 vs. California (2010)

Season189 (2010)

Strikeouts

Game16 vs. Wisconsin (2005)

Season473 (2002)

Wins

Season47 (1999)

Losses

Season41 (1994, 1995)

Saves

Season8 (2004)

Winning Percentage

Season820 (1981)

Shutouts

Season25 (1984, 2004)

Complete Games

Season50 (2001)

Wild Pitches

Season28 (2010)

Earned Run Average

Season0.32 (1984)

Team Defense

Fielding Percentage

Season976 (2005, 2007)

Fewest Errors

Season42 (2005)

Double Plays

Season32 (2009)

Triple Plays

Season1 (1983)

HISTORY & RECORDS

INDIVIDUAL RECORDS

INDIVIDUAL BATTING RECORDS

At Bats	Stat	Opponent
Cambria Miranda	6	vs. Arizona State (5/22/07)
Hits	Stat	Opponent
13 Times by 12 Different Players		
Last Time	4	Ally Kutz vs. UIC (3/21/10)
Runs	Stat	Opponent
Mia Longfellow	4	vs. Stanford (5/12/07)
Brianne McGowan	4	vs. San Diego (3/9/06)
Brynnen Guthrie	4	vs. Texas Tech (2/16/02)
Brooke Rutschman	4	vs. Colorado State (3/9/01)
Runs Batted In	Stat	Opponent
Tarrah Beyster	7	vs. St. Mary's (4/13/99)
Doubles	Stat	Opponent
53 Times by 32 Different Players		
Last Time	2	Erin Guzy vs. Oregon (3/26/12)
(Active Players: Lea Cavestany, Mary Claire Brenner, Maggie Doremus, Erin Guzy, Paige Hall, Ally Kutz, Elizabeth Santana)		
Triples	Stat	Opponent
Lea Cavestany	2	vs. Seattle (3/26/10)
Cambria Miranda	2	vs. Towson (3/16/07)
Clare Burnum	2	vs. San Jose State (3/3/02)
Andrea Talcott	2	vs. Stanford (4/2/93)
Home Runs	Stat	Opponent
Mary Claire Brenner	3	vs. Southern Utah (02/14/10)
Bases on Balls	Stat	Opponent
Dani Gilmore	4	vs. Long Beach State (3/8/12)
Mary Claire Brenner	4	vs. Ohio State (2/27/10)
Brooke Rutschman	4	vs. Colorado State (3/3/01)
Tarrah Beyster	4	Two times - last vs. Oregon (4/29/98)
Mary Newman	4	vs. Oregon College (4/16/78)
Stolen Bases	Stat	Opponent
Brooke Rutschman	4	vs. Utah State (2/11/00)
Sacrifice Hits	Stat	Opponent
Ally Kutz	3	vs. Michigan State (3/20/12)

INDIVIDUAL FIELDING RECORDS

Putouts	Stat	Opponent
Jenni Jodoin	18	vs. California (4/12/99)
Karen Schoonover	18	vs. Portland State (4/12/85)
Assists	Stat	Opponent
Parisa Plant	9	vs. Sacramento State (3/1/98)
Strikeouts (Extra Innings)	Stat	Opponent
Tarrah Beyster	15	vs. Portland State (12.2 IP) (4/15/97)
Strikeouts (Regulation Game)	Stat	Opponent
Brianne McGowan	16	vs. Wisconsin (5/21/05)
Bases on Balls Allowed	Stat	Opponent
Brooke Hofstetter	8	vs. San Diego State (3/2/97)
Runs Allowed	Stat	Opponent
Jennifer Smith	16	vs. UCLA (3/14/93)
Hits Allowed	Stat	Opponent
Jennifer Smith	21	vs. UCLA (3/14/93)
Wild Pitches	Stat	Opponent
Jennifer Smith	7	vs. UCLA (3/14/93)

NO-HITTERS

Player	Opponent	Result	Date
Melinda Farm	vs. Yuba City College	(W, 17-2)	3/27/78
Trina Marvin	vs. Portland State	(W, 1-0)	5/7/82
Joan Harvey	vs. Oregon	(W, 1-0)	3/9/84
Joan Harvey	vs. Oregon	(W, 4-1)	4/21/84
Jennifer Smith	vs. Stanford	(W, 12-0)	4/2/93
Heather Reynolds	vs. George Fox	(W, 10-0)	3/12/94
Crystal Draper	vs. Saint Peter's	(W, 13-0)	3/4/00
Crystal Draper	vs. New Mexico State	(W, 2-0); Perfect Game	3/11/01
Crystal Draper	vs. Portland State	(W, 8-0; 6 Inn.)	5/2/01
Monica Hoffman	vs. Oklahoma State	(W, 2-0)	3/2/02
Monica Hoffman	at Hawaii	(W, 1-0); Perfect Game	3/8/02
Monica Hoffman	at Oregon	(W, 1-0)	4/2/02
Monica Hoffman	vs. Portland State	(W, 9-0; 6 Inn.)	4/22/03
Marina Demore (4 Inn.) & Paige Hall (1 Inn.)	Combined No-Hitter		
	vs. Appalachian State	(W, 8-0; 5 Inn.)	2/10/11
Paige Hall	vs. Western Michigan	(W, 8-0; 6 Inn.) Perfect Game	2/11/11



Vanessa Lapala



Shelly Prochaska



Joan Harvey



Monica Hoffman

Batting Average

1. Denise Smail	1978	.507
2. Tami Clayton	1982	.442
3. Tarrah Beyster	2000	.424
4. Alycia Stevens	1996	.393
5. Tarrah Beyster	1998	.391
Tarrah Beyster	1997	.391
Penny Fischer	1978	.391
8. Michelle Trujillo	1993	.380
9. Tricia Barr	1993	.351
10. Lea Cavestany	2010	.350

Games Played

1. Jodi Chmielewski	1999	72
Shawna Feldt	1999	72
Jenni Jodoin	1999	72
Parisa Plant	1999	72
Kelly Petersen	2004	72
Adrienne Alo	2004	72
Vanessa Iapala	2004	72
8. Natalie Johnson	2004	71
Tarrah Beyster	1999	71
10. Four Tied at		70

Games Started

1. Jodi Chmielewski	1999	72
Jennin Jodoin	1999	72
Parisa Plant	1999	72
Adrienne Alo	2004	72
Vanessa Iapala	2004	72
6. Kelly Petersen	2004	71
7. Tarrah Beyster	1999	71
Lisa Allen	2004	70
Mia Longfellow	2004	70
10. Brooke Rutschman	1999	69

At-Bats

1. Shawna Feldt	1999	259
2. Shawna Feldt	2001	234
3. Jodi Chmielewski	1999	233
4. Adrienne Alo	2004	228
5. Alycia Stevens	1997	227
6. Brooke Rutschman	1999	220
7. Vanessa Iapala	2004	213
Shawna Feldt	2000	213
9. Mia Longfellow	2004	210
10. Shelly Prochaska	2001	209

Hits

1. Jodi Chmielewski	1999	76
2. Shawna Feldt	1999	75
3. Brynne Guthrie	2003	72
Shawna Feldt	2001	72
Alycia Stevens	1997	72
6. Vanessa Iapala	2004	71
7. Mia Longfellow	2004	67
Shawna Feldt	2000	67
9. Cambria Miranda	2007	66
Brynne Guthrie	2002	66
Tarrah Beyster	1997	66

Runs Scored

1. Cambria Miranda	2006	52
2. Cambria Miranda	2007	51
3. Adrienne Alo	2004	45
4. Dani Gilmore	2012	42
5. Mia Longfellow	2007	41
Clare Burnum	2003	41
7. Kelly Petersen	2004	40
8. Mia Longfellow	2004	39
Denise Smail	1978	39
Shawna Feldt	2001	39

Singles

1. Alycia Stevens	1997	71
2. Shawna Feldt	1999	63
3. Mia Longfellow	2004	60
4. Jodi Chmielewski	1999	57
5. Natalie Johnson	2007	53
Brynne Guthrie	2002	55
Alycia Stevens	1996	55
Shawna Feldt	2000	53
9. Dani Chisholm	2008	52
Brynne Guthrie	2003	52

Doubles

1. Clare Burnum	2002	17
Jodi Chmielewski	1999	17
3. Vanessa Iapala	2005	16
4. Clare Burnum	2003	15
Shawna Feldt	2001	15
6. Mia Longfellow	2006	14
Vanessa Iapala	2004	14
Steph Adams	2000	14
9. Vanessa Iapala	2003	13
10. Audrey Roderfeld	2010	12
Dani Chisholm	2009	12
Adrienne Alo	2004	12
Clare Burnum	2001	12
Jenni Jodoin	1999	12
Lea Cavestany	2011	12

Triples

1. Lynn Batchelder	1984	10
2. Erin Capps	1983	8
3. Shawna Feldt	1999	7
4. Cambria Miranda	2007	6
Mary Renneke	1981	6
Erin Capps	1982	6
7. Melinda Farm	1979	5
Lisa Hoogesteger	1978	5

Home Runs

1. Cambria Miranda	2006	16
Tarrah Beyster	2000	16
3. Audrey Roderfeld	2010	14
4. Audrey Roderfeld	2009	13
Adrienne Alo	2005	13
6. Lisa Allen	2005	12
Tarrah Beyster	1999	12
Tarrah Beyster	1998	12
Tarrah Beyster	1997	12
10. Cambria Miranda	2007	11
Lisa Allen	2004	11

Runs Batted In

1. Brianne McGowan	2007	48
Shelly Prochaska	2003	48
3. Vanessa Iapala	2004	46
Kelly Petersen	2004	46
5. Audrey Roderfeld	2010	45
Cambria Miranda	2007	45
7. Tarrah Beyster	2000	44
8. Jenni Jodoin	1999	39
9. Audrey Roderfeld	2009	37
Lisa Allen	2004	37

Stolen Bases

1. Mia Longfellow	2005	18
2. Mia Longfellow	2004	16
3. Dani Chisholm	2008	15
Cambria Miranda	2008	15
5. Adrienne Alo	2004	14
6. Dani Gilmore	2012	13
Lea Cavestany	2010	13

Paige Lowe	2008	13
Michelle Chariton	2001	13
Lianne Watanabe	1985	13
10. Shawna Feldt	1999	12
Lianne Watanabe	1984	12

Sacrifice Hits

1. Alycia Stevens	1996	20
2. Mia Longfellow	2004	19
3. Natalie Johnson	2007	17
Mia Longfellow	2007	17
5. Michelle Chariton	2001	14
Shelley Beringhele	1997	14
7. Paige Lowe	2008	12
Dani Chisholm	2007	12
Kelly Petersen	2004	12
Jodi Chmielewski	1997	12

Bases on Balls

1. Tarrah Beyster	1999	64
2. Tarrah Beyster	2000	50
3. Tarrah Beyster	1998	49
4. Tarrah Beyster	1997	48
5. Mia Longfellow	2007	37
6. Paige Hall	2010	36
7. Dani Gilmore	2012	34
Kelly Petersen	2004	34
9. Denise Smail	1978	31
10. Erin Guzy	2012	29

Hit By Pitch (1993-present)

1. Desiree Beltran	2012	18
2. Desiree Beltran	2011	14
3. Clare Burnum	2003	12
Alana Ford	2008	12
5. Cambria Miranda	2007	11
6. DeAnn Young	2007	10
Steph Adams	2003	10
8. Dani Gilmore	2012	8
Audrey Roderfeld	2009	8
Stefanie Ewing	2009	8
Stefanie Ewing	2006	8
Natalie Johnson	2007	8

Total Bases (1993-Present)

1. Cambria Miranda	2006	124
2. Cambria Miranda	2007	121
3. Vanessa Iapala	2004	115
4. Clare Burnum	2003	114
5. Tarrah Beyster	2000	112
6. Tarrah Beyster	1997	111
7. Brynne Guthrie	2003	108
8. Audrey Roderfeld	2010	103
9. Shawna Feldt	2001	102
10. Lisa Allen	2004	102

Slugging Pct. (2000-Pres.) (min. 30 AB)

1. Tarrah Beyster (139 AB)	2000	.806
2. Audrey Roderfeld (158 AB)	2010	.652
3. Audrey Roderfeld (150 AB)	2009	.647
4. Cambria Miranda (195 AB)	2006	.636
5. Lisa Allen (160 AB)	2005	.606
6. Cambria Miranda (201 AB)	2007	.602
7. Lea Cavestany (160 AB)	2010	.575
8. Brynne Guthrie (194 AB)	2003	.557
9. Clare Burnum (207 AB)	2003	.551
10. Adrienne Alo (176 AB)	2005	.545

Earned Run Average

1. Trina Marvin	1984	0.26
2. Joan Harvey	1984	0.38
3. Trina Marvin	1983	0.41
4. Joan Harvey	1982	0.43
5. Trina Marvin	1983	0.44

Wins

1. Brianne McGowan	2005	36
2. Brianne McGowan	2006	29
3. Crystal Draper	2001	28
Tarra Beyster	1999	28
5. Tarrah Beyster	2000	27
6. Monica Hoffman	2003	26
7. Monica Hoffman	2004	25
Brianne McGowan	2007	25
9. Tarrah Beyster	1998	21
10. Kelly Dyer	2008	19
Crystal Draper	1999	19
Joan Harvey	1984	19

Complete Games

1. Brianne McGowan	2005	34
2. Brianne McGowan	2006	30
Tarra Beyster	1999	30
4. Crystal Draper	2001	28
5. Lori Davis	1980	27
6. Tarrah Beyster	1998	26
Joan Harvey	1984	26
8. Brianne McGowan	2007	25
Monica Hoffman	2004	25
10. Five tied		24

Complete Game Shutouts

1. Brianne McGowan	2005	12
Tarra Beyster	1999	12
3. Joan Harvey	1984	11
4. Brianne McGowan	2006	10
Joan Harvey	1983	10
Trina Marvin	1981	10
7. Tarrah Beyster	1998	8
Lori Davis	1980	8
Denise Smail	1979	8

Innings Pitched

1. Brianne McGowan	2005	299.2
2. Tarrah Beyster	1999	268.2
3. Brianne McGowan	2006	267.2
4. Crystal Draper	2001	266.1
5. Monica Hoffman	2004	260.1
6. Brianne McGowan	2007	260.0
7. Kelly Dyer	2008	259.2
8. Monica Hoffman	2003	242.2
9. Joan Harvey	1984	237.1
10. Tarrah Beyster	1998	235.1

Runs Allowed

1. Amy Warner	1995	163
2. Paige Hall	2010	151
3. Amy Warner	1996	138
4. Amy Warner	1994	134
Heather Reynolds	1995	134
6. Kelly Dyer	2008	127

Earned Runs Allowed

1. Amy Warner	1994	134
2. Amy Warner	1995	133
3. Paige Hall	2010	115
4. Amy Warner	1996	111
5. Heather Reynolds	1995	105
6. Kelly Dyer	2008	101
7. Kelly Dyer	2009	95
8. Heather Reynolds	1994	88
9. Brianne McGowan	2007	81

Games Pitched

1. Brianne McGowan	2005	54
2. Kelly Dyer	2008	52
Monica Hoffman	2004	52
4. Paige Hall	2010	51
5. Tarrah Beyster	1999	50
6. Amy Warner	1994	48
7. Monica Hoffman	2003	47
8. Brianne McGowan	2006	46
Crystal Draper	2001	46
Tarra Beyster	2000	46

Saves

1. Monica Hoffman	2004	6
Tarra Beyster	1999	6
3. Paige Hall	2012	5
Kelly Dyer	2009	5
Brianne McGowan	2007	5
5. Joan Harvey	1982	4
6. Brianne McGowan	2006	3
Brianne McGowan	2005	3
Monica Hoffman	2001	3
Trina Marvin	1982	3
10. 13 tied		2

Hit Batters

1. Paige Hall	2010	28
2. Monica Hoffman	2003	25
3. Paige Hall	2009	22
Tina Andreana	2011	22
5. Tina Andreana	2012	19
6. Monica Hoffman	2004	16
7. Crystal Draper	2001	14
Crystal Draper	2000	14
9. Tarrah Beyster	1997	13
10. Amy Klever	2003	12
Paige Hall	2012	12
Paige Hall	2011	12

Strikeouts

1. Brianne McGowan	2005	346
2. Monica Hoffman	2004	287
3. Brianne McGowan	2006	258
4. Lori Davis	1980	245
5. Crystal Draper	2002	218
6. Crystal Draper	1999	217
7. Tarrah Beyster	1999	199
8. Kelly Dyer	2008	192
Crystal Draper	2001	192
10. Monica Hoffman	2003	190

Walked Batters

1. Paige Hall	2010	105
2. Brianne McGowan	2005	93
3. Monica Hoffman	2003	86
4. Tina Andreana	2011	84
5. Crystal Draper	2000	81
6. Brianne McGowan	2006	79
7. Tina Andreana	2012	76
Heather Reynolds	1995	76
8. Monica Hoffman	2004	70
9. Kelly Dyer	2008	68
10. Amy Warner	1995	66

Wild Pitches

1. Kelly Dyer	2008	24
2. Joan Harvey	1985	19
3. Amy Warner	1995	16
4. Paige Hall	2010	15
Brianne McGowan	2007	15
6. Kristen Hunter	2002	14
Tina Andreana	2011	14
Marina Demore	2011	14
9. Joan Harvey	1984	13
Joan Harvey	1983	13
Karen Schoonover	1986	13

HISTORY & RECORDS

CAREER RECORDS - HITTING

Batting Average

1. Tarrah Beyster	1997-00	.381
2. Denise Smail	1976-79	.359
3. Elizabeth Santana	2012-Present	.349
4. Alycia Stevens	1996-97	.347
5. Brynнен Guthrie	2000-03	.344
6. Dani Gilmore	2012-Present	.313
7. Mia Longfellow	2004-07	.312
8. Cambria Miranda	2005-08	.307
9. Vanessa Iapala	2003-06	.292

At-Bats

1. Mia Longfellow	2004-07	775
2. Adrienne Alo	2003-06	770
3. Jodi Chmielewski	1996-99	749
4. Shelly Prochaska	2000-03	746
5. Cambria Miranda	2005-08	710
6. Kelly Petersen	2002-05	706
7. Shawna Feldt	1999-01	703
8. Vanessa Iapala	2003-06	701
9. Steph Adams	2000-03	682
10. Lisa Allen	2003-06	652

Hits

1. Mia Longfellow	2004-07	242
2. Jodi Chmielewski	1996-99	225
3. Tarrah Beyster	1997-00	223
4. Cambria Miranda	2005-08	218
5. Adrienne Alo	2003-06	216
6. Shawna Feldt	1999-01	213
7. Shelly Prochaska	2000-03	210
8. Vanessa Iapala	2003-06	205
9. Brynнен Guthrie	2000-03	204
10. Kelly Petersen	2002-05	185

Runs Scored

1. Cambria Miranda	2005-08	152
2. Adrienne Alo	2003-06	141
Mia Longfellow	2004-07	141
4. Kelly Petersen	2002-05	121
5. Shawna Feldt	1999-01	103
6. Clare Burnum	2001-03	102
7. Shelly Prochaska	2000-03	100
8. Denise Smail	1976-79	98
9. Vanessa Iapala	2003-06	95
10. Brooke Rutschman	1998-01	94

Singles

1. Mia Longfellow	2004-07	192
2. Jodi Chmielewski	1996-99	176
3. Shawna Feldt	1999-01	166
4. Brynнен Guthrie	2000-03	160
5. Shelly Prochaska	2000-03	159
6. Brooke Rutschman	1998-01	155
7. Tarrah Beyster	1997-00	149
8. Adrienne Alo	2003-06	141
9. Vanessa Iapala	2003-06	135
10. Dani Chisholm	2007-10	132
Amy Warner	1994-97	132

Doubles

1. Vanessa Iapala	2003-06	47
2. Clare Burnum	2001-03	44
3. Adrienne Alo	2003-06	39
Jodi Chmielewski	1996-99	39
5. Cambria Miranda	2005-08	36
Steph Adams	2000-03	36
7. Shelly Prochaska	2000-03	35
8. Mia Longfellow	2004-07	34
9. Shawna Feldt	1999-01	31
10. Erin Guzy	2008-Present	30
Lea Cavestany	2010-Present	30
Lisa Allen	2003-06	30

Triples

1. Erin Capps	1982-85	18
2. Shawna Feldt	1998-01	10
Meinda Farm	1976-79	10
Mary Renneke	1981-82	10
Cyndi Miles	1981-84	10
Lynn Batchelder	1984	10
7. Cambria Miranda	2005-08	9

Home Runs

1. Tarrah Beyster	1997-00	52
2. Cambria Miranda	2005-08	42
3. Audrey Roderfeld	2008-11	38
Brianne McGowan	2004-07	35
5. Adrienne Alo	2003-06	34
Lisa Allen	2003-06	34
7. Kelly Petersen	2002-05	27
8. Steph Adams	2000-03	25
9. Vanessa Iapala	2003-06	23
10. DeAnn Young	2006-09	20

Runs Batted in

1. Tarrah Beyster	1997-00	143
2. Brianne McGowan	2004-07	134
3. Kelly Petersen	2002-05	128
4. Audrey Roderfeld	2008-11	123
5. Adrienne Alo	2003-06	121
Shelly Prochaska	2000-03	121
7. Cambria Miranda	2005-08	120
8. Vanessa Iapala	2003-06	119
9. Lisa Allen	2003-06	112
10. Steph Adams	2000-03	100

Stolen Bases

1. Mia Longfellow	2004-07	57
2. Cambria Miranda	2005-08	44
3. Adrienne Alo	2003-06	38
4. Lianne Watanabe	1984-87	32
5. Dani Chisholm	2007-10	31
Michelle Chariton	1999-02	31
7. Denise Smail	1976-79	30
8. Brooke Rutschman	1998-01	28
9. Paige Lowe	2006-09	27
10. McKenna Lowe	2008-11	26

Sacrifice Hits

1. Linda Delaney	1981-85	52
2. Mia Longfellow	2004-07	42
3. Cyndi Miles	1981-84	36
4. Dani Chisholm	2007-10	35
5. Joan Harvey	1982-85	34
Alycia Stevens	1996-97	34
7. Kelly Petersen	2002-05	33
8. Raquel Trujillo	1989-92	32

Bases On Balls

1. Tarrah Beyster	1997-00	211
2. Kelly Petersen	2002-05	96
3. Paige Hall	2009-Present	85
4. Shelly Prochaska	2000-03	87
5. Erin Guzy	2008-Present	80
Denise Smail	1976-79	80
7. Mia Longfellow	2004-07	78
8. Adrienne Alo	2003-06	77
9. Sherina Galvan	2004-07	71
10. Cambria Miranda	2005-08	68

Earned Run Average

1. Trina Marvin	1981-84	0.52
2. Ronda Haun	1982	0.59
3. Joan Harvey	1982-85	0.60
4. Lori Davis	1980	0.72
5. Suzette Combs	1980-81	0.88

Complete Games

1. Tarrah Beyster	1997-00	104
2. Brianne McGowan	2004-07	94
3. Amy Warner	1994-97	76
4. Crystal Draper	1999-02	73
5. Monica Hoffman	2001-04	72
6. Joan Harvey	1982-85	67
7. Cheryl Reeder	1989-92	63
Patti Russell	1987-90	63
9. Trina Marvin	1981-84	59

Complete Game Shutouts

1. Brianne McGowan	2004-07	36
2. Joan Harvey	1982-85	32
3. Tarrah Beyster	1997-00	31
4. Monica Hoffman	2001-04	27
Trina Marvin	1981-84	27
6. Crystal Draper	1999-02	26
7. Denise Smail	1976-79	15
8. Paige Hall	2009-present	11
Kelly Dyer	2007-10	9
10. Lori Davis	1980	8

Innings Pitched

1. Tarrah Beyster	1997-00	949.0
2. Brianne McGowan	2004-07	939.2
3. Crystal Draper	1999-02	854.1
4. Monica Hoffman	2001-04	814.0
5. Amy Warner	1994-97	681.2
6. Joan Harvey	1982-85	608.1
7. Patti Russell	1987-90	604.2
8. Paige Hall	2009-Present	578.1
9. Kelly Dyer	2007-10	541.1
10. Cheryl Reeder	1989-92	534.2

Runs Allowed

1. Cheryl Reeder	1989-92	556
2. Amy Warner	1994-97	491
3. Paige Hall	2009-Present	357
4. Heather Reynolds	1994-97	329
5. Kelly Dyer	2007-10	322
6. Tarrah Beyster	1997-00	316
7. Patti Russell	1987-90	290
8. Brianne McGowan	2004-07	271
Monica Hoffman	2001-04	255
10. Crystal Draper	1999-02	253

Earned Runs Allowed

1. Amy Warner	1994-97	395
2. Kelly Dyer	2007-10	279
3. Paige Hall	2009-Present	266
4. Heather Reynolds	1994-97	251
5. Tarrah Beyster	1997-00	233
6. Brianne McGowan	2004-07	230
7. Crystal Draper	1999-02	198
8. Monica Hoffman	2001-04	194
9. Cheryl Reeder	1989-92	181
10. Patti Russell	1987-90	180

Wins

1. Brianne McGowan	2004-07	100
2. Tarrah Beyster	1997-00	91
3. Monica Hoffman	2001-04	75
4. Crystal Draper	1999-02	74
5. Joan Harvey	1982-85	55
6. Paige Hall	2009-Present	51
7. Denise Smail	1976-79	49
8. Trina Marvin	1981-84	48
9. Ta'Tyana McElroy	2004-07	44
10. Kelly Dyer	2007-10	37

Saves

1. Brianne McGowan	2004-07	13
2. Monica Hoffman	2001-04	12
3. Amy Warner	1994-97	9
4. Kelly Dyer	2007-10	8
Tarrah Beyster	1997-00	8
6. Paige Hall	2009-Present	7
7. Trina Marvin	1981-84	5
Crystal Draper	1999-02	5
Ta'Tyana McElroy	2004-07	5
10. Ronda Haun	1982	4

Hit Batters

1. Paige Hall	2009-Present	74
2. Monica Hoffman	2001-04	56
3. Crystal Draper	1999-02	43
4. Brianne McGowan	2004-07	42
5. Tina Andreana	2011-Present	41
6. Tarrah Beyster	1997-00	39
7. Ta'Tyana McElroy	2004-07	23
8. Kelly Dyer	2007-10	21
Joan Harvey	1982-85	21
10. Marina Demore	2010-Present	17

Strikeouts

1. Brianne McGowan	2004-07	852
2. Crystal Draper	1999-02	809
3. Monica Hoffman	2001-04	774
4. Tarrah Beyster	1997-00	694
5. Paige Hall	2009-Present	381
6. Kelly Dyer	2007-10	374
7. Joan Harvey	1982-85	355
8. Denise Smail	1976-79	326
9. Cheryl Reeder	1989-92	302
10. Amy Warner	1994-97	280

Walked Batters

1. Brianne McGowan	2004-07	274
2. Monica Hoffman	2001-04	267
3. Paige Hall	2009-Present	223
4. Crystal Draper	1999-02	207
5. Joan Harvey	1982-85	175
6. Heather Reynolds	1994-97	171
Amy Warner	1994-97	171
8. Kelly Dyer	2007-10	167
Patti Russell	1987-90	167

Wild Pitches

1. Joan Harvey	1982-85	51
2. Kelly Dyer	2007-10	40
3. Brianne McGowan	2004-07	33
4. Amy Warner	1994-97	30
5. Paige Hall	2009-Present	29
6. Marina Demore	2010-Present	26
7. Crystal Draper	1999-02	25
8. Tina Andreana	2011-Present	23
9. Heather Reynolds	1994-97	20
10. Karen Schoonover	1985-88	18

HISTORY & RECORDS

SERIES RECORDS

Opponent	W	L	T	Under Walker	Last	Opponent	W	L	T	Under Walker	Last	Opponent	W	L	T	Under Walker	Last
Adelphi	1	2		0-0		McNeese State	1	1		1-1	2/10/12	Texas Women's College	0	2		0-0	
Akron	2	0		2-0	3/26/06	Michigan	1	6		1-4	5/20/07	Toledo	1	2		0-1	
Alabama	1	1		1-1	2/16/02	Michigan State	5	2		3-1	3/10/12	Towson	1	0		1-0	3/16/07
Appalachian State	1	0		1-0	2/10/11	Minnesota	8	4		7-1	3/1/09	Tulsa	4	0		4-0	3/4/00
UAB	3	0		3-0	3/29/06	Mississippi	0	1		0-1	2/12/10	UNLV	6	9		7-2	2/15/07
Arkansas	2	0		2-0		Mississippi State	4	2		4-2	2/21/10	U.S. International	1	8		0-0	
Arizona	12	88		8-54	5/12/12	Mississippi Valley State	2	0		2-0	3/12/08	USA Softball Oly. Team	0	1		0-1	2/22/04
Arizona State	30	71		25-37	4/10/12	Missouri	3	0		3-0	3/22/04	USC Upstate	0	1		0-1	3/11/11
Ball State	4	0		4-0	3/8/08	Missouri-Kansas City	0	1		0-1	3/7/03	Utah	10	9		9-5	4/29/12
Baylor	4	1		3-1	5/2/06	Moorpark	1	1		0-0		Utah State	9	5		8-1	3/19/11
Bethune Cookman	1	0		1-0	2/2/04	Mount Saint Mary's	1	0		1-0	3/5/09	Utah Valley State	2	0		2-0	3/24/07
Boise State	1	0		1-0	3/12/10	Murray State	1	0		1-0	3/4/11	Ventura College	2	0		0-0	
Boston College	2	1		2-1	3/7/07	Nebraska	4	10		3-9	2/11/12	Virginia	3	0		3-0	2/16/08
Bowling Green	2	0		1-0	5/20/04	Nebraska-Omaha	0	1		0-0		Washington	18	49		18-42	4/22/12
Bradley	1	0		1-0	2/12/11	Nevada	8	6	1	3-3	2/12/10	Weber State	2	0		2-0	3/20/11
Brigham Young	9	2		9-2	2/19/12	New Mexico	5	2		5-2	2/23/12	West Chester State	1	0		0-0	
Butte College	1	0		0-0		New Mexico State	13	3		9-2	2/8/08	Western Illinois	1	0		1-0	
California	34	74		21-40	5/6/12	Nicholls State	1	0		1-0	2/6/05	Western Kentucky	0	1		0-1	2/15/08
UCLA	11	86		11-53	4/1/12	North Carolina	1	1		1-1	3/8/12	Western Michigan	1	1		1-1	2/11/11
UC Davis	6	0		6-0	3/27/11	North Dakota	1	0		1-0	3/13/10	Western Oregon	16	8	1	2-0	
UC Riverside	6	0		6-0	2/27/09	North Texas	2	0		2-0	2/12/11	Western Washington	2	0		2-0	
UC Santa Barbara	11	6		5-3	2/17/12	Northern Colorado	2	2		2-0	3/28/07	Wichita State	1	1		1-1	2/27/99
Cal Poly Pomona	0	10		0-0		Northern Illinois	2	0		2-0	3/15/08	Winthrop	0	1		0-1	2/8/08
Cal Poly SLO	6	4		6-2	2/27/09	Northwestern	9	14		9-10	3/2/12	Wisconsin	6	1		6-1	2/6/09
CS Dominguez Hills	1	1		0-0		Northwestern State	1	0		1-0	3/3/00	Wisconsin-Green Bay	1	1		1-1	5/21/05
CS Fullerton	9	10		9-6	3/3/12	Notre Dame	6	2		6-2	3/10/12	Willamette	4	0		0-0	
CS Northridge	7	20	1	7-4-1	3/28/12	Ohio State	8	1		8-1	2/24/12	Wright State	2	0		2-0	2/17/07
CS Sacramento	8	12		1-2		Oklahoma	2	10		2-9	2/26/10	Yuba College	4	1		0-0	
Central Florida	1	0		1-0	2/19/12	Oklahoma Baptist	1	0		0-0							
Central Michigan	2	0		2-0	2/16/01	Oklahoma State	9	3		8-1	3/2/07						
Chico State	3	0		0-0		Oregon	83	85	1	35-26-1	3/26/12						
Coastal Carolina	0	1		0-1	2/20/04	Oregon Tech	2	0		0-0							
Colorado State	5	1		5-1	2/26/12	Pacific (Cal.)	7	4		7-3	3/6/10						
Creighton	2	1		1-1	2/13/10	Pacific (Ore.)	11	2		0-0							
DePaul	6	5	1	6-4-1	2/13/09	Penn State	4	0		4-0	2/23/07						
Eastern Michigan	1	0		1-0	5/19/07	Pittsburgh	1	0		1-0	3/9/12						
Eastern Washington	3	0		0-0		Portland State	84	32	1	45-10	4/24/12						
Florida	1	2		1-2	2/29/08	Purdue	2	0		2-0	3/4/06						
Florida Atlantic	2	0		2-0	2/24/08	Radford	0	1		0-1	3/8/09						
Florida Gulf Coast	0	1		0-1	3/5/09	Rutgers	1	0		0-0							
Florida International	2	3		2-3	3/4/12	Sacramento State	2	0		2-0	3/27/01						
Florida State	3	0		3-0	2/24/11	Saint Mary's	21	4		19-1	3/27/11						
Fordham	2	1		2-1	2/26/10	Saint Peter's	1	0		1-0	3/4/00						
Fresno State	6	17		3-8	2/17/05	Sam Houston State	1	0		1-0							
George Fox	2	0		2-0		San Diego	10	2		7-1	2/18/12						
Georgia	2	3		2-3	2/25/11	San Diego State	9	13		6-10	2/17/12						
Georgia Tech	1	2		1-2	2/10/12	San Francisco	6	2		0-0							
Grandview	0	1		0-0		San Jose State	9	4		7-2	4/21/05						
Harvard	1	1		1-1	3/11/12	Santa Clara	17	2		9-0	4/14/11						
Hawaii	5	10		4-9	3/8/09	Seattle	5	0		5-0	3/11/11						
Houston	0	1		0-1	2/8/09	Simon Fraser	1	1		1-0							
Humboldt State	0	1		0-0		South Carolina	3	1		2-1	5/15/03						
Idaho State	11	0		7-0	2/9/12	South Dakota State	2	0		2-0	3/17/07						
Illinois	1	0		1-0	2/17/06	South Florida	2	2		2-2	5/16/03						
Illinois-Chicago	6	0		6-0	3/21/10	Southern Illinois	1	1		0-1	2/6/09						
Illinois State	1	1		0-0		Southern Oregon State	11	1		0-0							
Indiana	3	1		3-0	3/2/12	Southern Mississippi	3	2		3-2	3/5/11						
Iowa	2	1		2-0	2/24/12	Southern Utah	9	4		7-1	2/14/10						
Iowa State	3	0		2-0	2/23/12	Southwest Missouri State	0	1		0-0							
Kansas	6	0		5-0	2/19/09	Southwest Texas State	1	1		1-1	2/9/03						
Liberty	2	0		2-0	3/9/07	Stanford	25	44		13-43	4/15/12						
Linfield	9	4		1-0		Stephen F. Austin	0	2		0-2							
Long Beach State	5	5		5-2	3/8/12	Syracuse	1	0		1-0	2/27/10						
Long Island	3	1		3-1	2/26/11	Temple	0	1		0-1	2/16/08						
Louisiana-Lafayette	0	2		0-1	3/18/99	Tennessee	4	4		4-4	2/21/09						
Louisiana-Monroe	2	0		2-0	2/20/10	Tennessee-Chattanooga	2	0		2-0	5/18/01						
Louisiana State	2	0		2-0	2/24/06	Tennessee Tech	1	0		1-0	2/19/09						
Louisville	1	3		1-3	3/1/08	Texas	1	4		1-4	2/28/10						
Loyola Chicago	2	0		2-0	3/1/08	Texas-Arlington	2	0		1-0	5/17/03						
Loyola Marymount	13	3		12-2	3/6/10	Texas-San Antonio	2	0		2-0	3/25/01						
Maine	2	0		2-0	2/27/12	Texas A&M	1	3		1-3	2/19/10						
Mankato State	1	0		0-0		Texas A&M-CC	2	2		2-0	2/9/01						
Massachusetts	1	2		1-2	3/20/10	Texas Tech	4	1		3-1	2/26/00						

2011
Tina Andreana Honorable Mention
Lea Cavestany Honorable Mention
Erin Guzy Honorable Mention
Hannah Bouska All-Freshman Honorable Mention

2010
Lea Cavestany Second Team
Audrey Roderfeld Second Team
Dani Chisholm Honorable Mention
Paige Hall Honorable Mention
Ally Kutz Honorable Mention

2009
Audrey Roderfeld Second Team
Stefanie Ewing Honorable Mention
Paige Lowe Honorable Mention
DeAnn Young Honorable Mention

2008
Cambria Miranda Second Team
Dani Chisholm Honorable Mention
Paige Lowe Honorable Mention
Kelly Dyer Honorable Mention
Erin Guzy Honorable Mention

2007
Brianne McGowan First Team
Cambria Miranda First Team
Natalie Johnson Second Team
Mia Longfellow Second Team
Sherina Galvan Honorable Mention
Ta'Tyana McElroy Honorable Mention
DeAnn Young Honorable Mention

2006
Brianne McGowan First Team
Cambria Miranda First Team
Adrienne Alo Second Team
Mia Longfellow Second Team
Lisa Allen Honorable Mention
DeAnn Young Honorable Mention

2005
Brianne McGowan First Team
Adrienne Alo Second Team
Vanessa Iapala Second Team
Mia Longfellow Second Team
Lisa Allen Honorable Mention
Cambria Miranda Honorable Mention
Kelly Petersen Honorable Mention

2004
Adrienne Alo Second Team
Vanessa Iapala Second Team
Monica Hoffman Honorable Mention
Mia Longfellow Honorable Mention
Kelly Petersen Honorable Mention

2003
Brynnen Guthrie First Team
Clare Burnum Second Team
Monica Hoffman Second Team
Shelly Prochaska Honorable Mention
Kelly Petersen Honorable Mention
Adrienne Alo Honorable Mention

2002
Clare Burnum Second Team
Monica Hoffman Honorable Mention
Brynnen Guthrie Honorable Mention

2001
Crystal Draper Second Team
Shawna Feldt Second Team
Clare Burnum Honorable Mention

2000
Tarrah Beyster First Team
Shawna Feldt Honorable Mention
Brynnen Guthrie Honorable Mention

1999
Tarrah Beyster First Team
Jodi Chmielewski Second Team
Crystal Draper Honorable Mention
Shawna Feldt Honorable Mention
Jenni Jodoin Honorable Mention

1998
Tarrah Beyster First Team
Jodi Chmielewski Honorable Mention
Courtney Stewart Honorable Mention

1997
Tarrah Beyster First Team
Alycia Stevens Second Team
Jodi Chmielewski Honorable Mention
Kim Herman Honorable Mention

1996
Alycia Stevens Second Team
Jodi Chmielewski Honorable Mention
Shelley Beringhele Honorable Mention
Nikki Hart Honorable Mention

1995
Shelley Beringhele Second Team

1994
Shelley Beringhele Second Team
Cristy Stippey Honorable Mention
Michelle Trujillo Honorable Mention

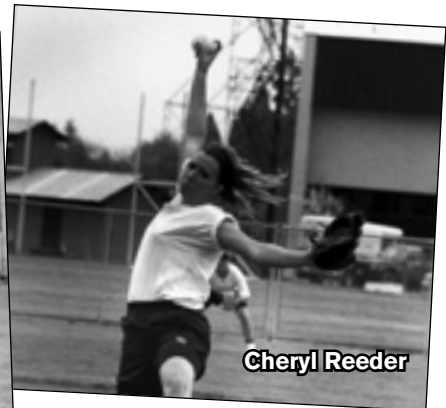
1991
Janae Deffenbaugh Second Team
Cheryl Reeder Second Team



Clare Burnum



Shelley Beringhele



Cheryl Reeder

HISTORY & RECORDS

ALL-AMERICA HONORS

ALL-PACIFIC REGION


2010 Lea Cavestany	Second Team
2008 Paige Lowe	Second Team
2007 Cambria Miranda	First Team
2006 Cambria Miranda Stefanie Ewing Brianna McGowan Adrienne Alo DeAnn Young	First Team First Team Second Team Second Team Second Team
2005 Brianna McGowan Vanessa Iapala Cambria Miranda Adrienne Alo	First Team First Team First Team Second Team
2004 Vanessa Iapala	First Team
2003 Brynnen Guthrie	First Team
2002 Brynnen Guthrie Michelle Chariton	Second Team Second Team
2000 Tarrah Beyster	Second Team
1999 Tarrah Beyster Jodi Chmielewski Courtney Stewart Coaching Staff	Second Team Second Team Second Team Speedline Staff of the Year
1998 Tarrah Beyster Jodi Chmielewski Courtney Stewart	First Team Honorable Mention Honorable Mention
1997 Tarrah Beyster Alycia Stevens	First Team Second Team
1996 Alycia Stevens Jodi Chmielewski	Second Team Second Team
1993 Michelle Trujillo	Second Team
1991 Janae Deffenbaugh	First Team

ALL-NCAA REGIONAL

2004 Monica Hoffman Kelly Petersen Adrienne Alo	All-Tourney All-Tourney All-Tourney
2003 Monica Hoffman Steph Adams Clare Burnum Brynnen Guthrie	Co-Most Valuable Player All-Tourney All-Tourney All-Tourney
2002 Crystal Draper Brynnen Guthrie	All-Tourney All-Tourney
2001 Shawna Feldt Shelly Prochaska	All-Tourney All-Tourney
2000 Tarrah Beyster Crystal Draper Shawna Feldt	All-Tourney All-Tourney All-Tourney
1999 Tarrah Beyster Crystal Draper Jenni Jodoin	All-Tourney All-Tourney All-Tourney

ALL-AMERICANS

2007 Cambria Miranda	Second Team
2006 Cambria Miranda Brianna McGowan	First Team Third Team
2005 Brianna McGowan	First Team
2004 Vanessa Iapala	Second Team
2003 Brynnen Guthrie	Third Team
2000 Tarrah Beyster	First Team
1999 Tarrah Beyster	Second Team
1998 Tarrah Beyster	Second Team
1997 Tarrah Beyster	Third Team
1983 Erin Capps	Second Team




Tarrah Beyster



Alycia Stevens



Brianna McGowan



Crystal Draper



Erin Capps



Brynnen Guthrie

HISTORY & RECORDS

at - denotes games on opponents' home field;
vs. - denotes games on neutral field;
all others are games at home.
All schools are listed by their current name.

1975

Head Coach: Diane Thompson

Overall: 8-6

Oregon	L	10-19
Willamette	W	22-1
Portland State	W	4-3
Western Oregon	L	0-3
Rebel-ettes	W	9-3
Lolaks	W	17-4
Lake Oswego	W	10-6
Oregon	W	12-2
Western Oregon	W	4-3
Portland State	L	2-4
McCullough	L	11-12
(1) Portland State	W	6-0
(1) Oregon	L	5-10
(1) Western Oregon	L	8-19

(1) - Tournament

1976

Head Coach: Diane Thompson

Overall: 15-7

1977

Head Coach: Rayne Brooks

Overall: 18-13-1

3/21	at Arizona State	L	0-4
	at Arizona State	W	5-3
3/23	at Arizona	W	7-3
	at Arizona	W	6-3 (8)
4/2	at California	W	5-1
	at California	W	18-5 (5)
4/2	at CS Sacramento	W	4-3
	at CS Sacramento	L	9-10 (10)
4/5	at Nevada-Reno	W	3-1
	at Nevada-Reno	L	2-5
4/16	at Southern Oregon	W	20-8
4/19	Western Oregon	L	3-5
4/21	Oregon	L	0-9
	Oregon	L	13-14 (9)
4/26	Portland State	W	4-2 (8)
4/30	(1) at Western Oregon	T	5-5 (5)
	(1) vs. Southern Oregon	W	15-8 (5)
	(1) vs. Portland State	W	2-1 (5)
5/11	at Western Oregon	L	1-3
5/12	at Oregon	W	5-3
5/14	(2) vs. Western Oregon	L	2-3
	(2) vs. Portland State	W	7-3
5/15	(2) vs. Western Oregon	W	6-5
	(2) vs. Oregon	W	7-6
	(2) vs. Oregon	W	3-0
5/20	(3) Oregon	L	0-10 (5)
	(3) Portland State	L	1-6
5/21	(3) Southern Oregon	W	5-3
	(3) Western Oregon	L	2-3 (10)
5/25	(4) Northern Colorado	L	0-6
5/26	(4) West Chester SC	W	8-6
5/28	(4) Nebraska-Omaha	L	0-6

(1) - Western Oregon Invitational (Monmouth, Ore.)
(2) - Region 9 Qualifying Tourney (Portland, Ore.)
(3) - Northwest Invitational (Corvallis, Ore.)
(4) - Women's College World Series (Omaha, Neb.)

1978

Head Coach: Rita Emery

Overall: 18-7

3/20	at San Francisco	W	11-0
	at San Francisco	W	13-2

3/21	at Hayward State	W	20-0
3/25	at Moorpark College	W	9-0
	at Moorpark College	L	4-7
3/27	Yuba City College	W	17-2
	Yuba City College	W	18-0
3/28	DeAnza JC	W	9-2
4/14	OIT	W	12-0
4/21	(1) Sacramento State	L	2-3
	(1) California	W	11-6
4/22	(1) Butte College	W	5-0
	(1) Humboldt State	L	2-3
4/28	Western Oregon	W	8-4
5/1	OIT	W	26-4
5/2	Portland State	W	5-1
5/3	Portland State	L	4-5
5/6	Oregon	W	8-0
	Oregon	W	11-6
5/8	Western Oregon	W	10-2
5/9	Southern Oregon	L	17-18
	Southern Oregon	W	11-0
5/25	(2) N. Colorado	L	0-3
5/26	(2) Illinois State	W	4-2
5/26	(2) Southwest Missouri	L	0-1

(1) - Nevada-Reno Invitational (Reno, Nev.)

(2) - Women's College World Series (Omaha, Neb.)

1979

Head Coach: Rita Emery

Overall: 16-11-1

3/22	at Northridge State	L	0-6
	at Northridge State	L	1-2 (15)
3/23	at Cal Poly-Pomona	L	0-8
	at Cal Poly-Pomona	L	0-3
3/24	Ventura College	W	6-2
	Ventura College	W	11-3
3/29	California	W	1-0
4/4	at Western Oregon	W	10-6
4/7	Oregon	W	1-0
4/14	at Southern Oregon	W	12-3
4/20	(1) at New Mexico	W	1-0
	(1) at New Mexico	L	4-7
4/21	(1) vs. Arizona State	W	3-0
	(1) vs. Arizona State	L	0-1
4/22	(1) vs. Texas Women's	L	0-1 (11)
	(1) vs. Texas Women's	L	0-6
4/27	(2) vs. Nevada-Reno	T	2-2 (9)
4/28	(2) vs. San Francisco	W	3-1
4/29	(2) vs. Santa Barbara	W	7-0
4/30	Western Oregon	W	3-2
5/2	at Oregon	L	0-1
5/12	(3) at Portland State	W	4-3 (14)
	(3) vs. Oregon	W	3-0
5/13	(3) vs. Oregon	W	2-1
5/24	(4) vs. Arizona State	L	0-2
5/25	(4) vs. South Carolina	W	1-0
	(4) vs. Kansas	W	1-0
5/26	(4) vs. Indiana	L	1-2

(1) - New Mexico Invite. (Albuquerque, N. M.)
(2) - California Softball Invite. (Berkeley, Calif.)
(3) - Region 9 Qual. Tournament (Portland, Ore.)
(4) - Women's College World Series (Omaha, Neb.)

1980

Head Coach: Rita Emery

Overall: 21-10

San Francisco	W	2-0
San Francisco	W	5-4
Yuba CC	W	6-2
Yuba CC	W	8-2
St. Mary's College	W	8-1
Sacramento State	L	0-3
Sacramento State	L	1-5
Dominguez Hills	L	0-1
Fullerton State	L	0-1

San Diego State	L	0-3
Oregon	W	4-0
Southern Oregon	W	7-0
Oregon	W	2-0
Nevada-Reno	W	3-0
Oklahoma	L	0-1
Sacramento State	L	0-1
Southern Oregon	W	7-0
Portland State	W	1-0
Portland State	W	13-2
Eastern Washington	W	1-0
Eastern Washington	W	9-2
Western Oregon	W	3-0
Western Oregon	W	10-0
Portland State	L	3-4
Portland State	W	5-2
Portland State	L	4-5
Chapman College	L	3-4
Metro State	W	1-0
Southern Illinois	W	5-0
Baylor	W	3-1
Sacramento State	L	1-2

1981

Head Coach: Ellen Margolis

Overall: 31-10

3/23	at San Francisco	W	4-0
	at San Francisco	L	1-2
3/24	at San Francisco State	W	3-2
	at San Francisco State	W	1-0
3/26	at Sacramento State	W	3-0
	at Sacramento State	W	4-0
4/3	(1) St. Mary's College	W	12-0
	(1) California	L	0-3
	(1) Santa Clara	W	6-2
4/4	(1) Chico State	W	3-2
	(1) Portland State	L	1-2
4/15	Portland State	W	5-1
	Portland State	L	0-4
4/16	Western Oregon	W	14-1
	Western Oregon	W	14-1
4/18	at Southern Oregon	W	8-0
	at Southern Oregon	W	2-1
4/20	at Western Oregon	W	6-2
4/23	(2) vs. Santa Barbara	W	1-0
4/24	(2) vs. Nevada-Reno	W	1-0
4/25	(2) at Univ. of Pacific	W	1-0
	(2) at Univ. of Pacific	L	6-8
	(2) at Univ. of Pacific	L	3-5
4/30	at Portland State	W	2-1
5/1	Oregon	W	4-2
	Oregon	L	2-6
5/2	Eastern Washington	W	4-1
5/11	at Oregon	W	2-1
	at Oregon	W	1-0
5/6	(3) Portland State	L	0-1
5/7	(3) Portland State	W	6-2
5/8	(3) Portland State	W	1-0
5/11	at Oregon	W	2-0
	at Oregon	W	1-0
	at Oregon	W	2-1
	at Oregon	W	4-2
5/21	(4) Santa Barbara	W	1-0
5/22	(4) Grand View College	L	0-4
	(4) Oklahoma Baptist	W	3-0
5/23	(4) LaSalle College	W	8-0
	(4) Sacramento State	L	0-8

(1) - Univ. of Pacific Invite. (Lodi, Calif.)
(2) - Nevada-Reno Invite. (Reno, Nev.)
(3) - Region 9 Playoffs (Corvallis/Portland, Ore.)
(4) - Women's College World Series (Omaha, Neb.)

YEAR-BY-YEAR RESULTS

1982

Head Coach: Ellen Margolis

Overall: 26-11-1

3/21	at San Francisco	W	2-1
	at San Francisco	W	6-3
3/22	at San Francisco St.	W	4-2
	at San Francisco St.	W	7-1
3/23	at California	L	0-2
	at California	L	0-1
3/25	at Univ. of Pacific	W	1-0
	at Univ. of Pacific	L	0-2
3/27	at Nevada-Reno	L	1-2
	at Nevada-Reno	L	4-7
4/8	(1) vs. Santa Barbara	L	0-1
4/9	(1) vs. CS Dominguez Hills	W	5-2
	(1) vs. Arizona	L	0-3
4/15	(2) vs. Col. of the Siskiyous	W	8-0
4/16	(2) vs. Weber State	L	0-4
	(2) vs. Sierra JC	W	3-0
4/17	(2) vs. Idaho State	W	3-0 (8)
	(2) vs. Portland State	W	10-0 (6)
	(2) vs. Weber State	L	0-2
4/20	at Portland State	W	3-2
	at Portland State	L	2-5
4/24	Southern Oregon	W	8-1
	Southern Oregon	W	13-0
4/27	Western Oregon	W	6-0
	Western Oregon	W	9-0
4/28	at Oregon	W	4-2
	at Oregon	W	5-2
5/1	Portland State	W	10-0
	Portland State	W	2-1
5/4	Oregon	W	3-0
	Oregon	W	6-2
5/5	Univ. of Pacific	W	3-2
5/7	at Portland State	W	1-0
	at Portland State	T	3-3
5/9	Oregon	W	2-1
	Oregon	W	3-0
5/11	Portland State	W	5-2
	Portland State	L	0-2

(1) - Univ. of the Pacific Invite. (Lodi, Calif.)
(2) - Nevada-Reno Invite. (Reno, Nev.)

NORPAC CONFERENCE

1983

Head Coach: Ellen Margolis

Overall: 26-14 - NorPac: 9-2

3/5	(1) at Arizona State	L	1-2
	(1) vs. Univ. of Pacific	L	1-3
	(1) vs. Utah	L	1-2
3/6	(1) vs. N. Arizona	L	5-6
3/19	at San Francisco State	W	3-0
	at San Francisco State	L	1-2
3/21	at San Francisco*	W	1-0 (9)
	at San Francisco*	W	3-0
4/5	Oregon*	W	6-1
	Oregon*	W	3-1
4/7	at Univ. of Pacific*	L	0-2
	at Univ. of Pacific*	W	10-0 (6)
4/8	(2) San Francisco	W	2-0
4/9	(2) Idaho State	W	3-0
4/10	(2) UCLA	L	0-1
	(2) Univ. of Pacific	L	0-1 (9)
4/14	(3) Santa Clara*	W	13-1 (6)
	(3) Santa Clara*	W	2-0
4/15	(4) Sierra	W	1-0
	(4) Idaho State	W	2-1
4/16	(4) vs. CS Chico	W	2-1
	(4) vs. Idaho State	W	2-0
4/19	at Portland State	W	8-1
	at Portland State	W	3-4

HISTORY & RECORDS

YEAR-BY-YEAR RESULTS

4/26	at Oregon	W	3-0
	at Oregon	L	0-1
4/29	California*	W	4-1
	California*	W	5-1
4/30	Fresno State*	L	0-1
	Fresno State*	L	2-5
5/1	at Oregon	W	1-0
	at Oregon	L	1-0
5/3	Pacific Univ.	W	1-0
	Pacific Univ.	W	4-0
5/4	at Portland State	L	1-3
	at Portland State	W	11-4
5/6	Portland State	W	6-2
	Portland State	L	2-4
5/10	Portland State	W	1-0 (9)
	Portland State	W	3-0

(1) - Arizona State Invitational (Tempe, Ariz.)
 (2) - Univ. of the Pacific Invite (Lodi, Calif.)
 (3) - Game played in Reno, Nev.
 (4) - Nevada-Reno Invite (Reno, Nev.)
 * - NorPac Conference Game

1984

Head Coach: Elen Margolis

Overall: 40-17 • NorPac: 8-4

2/28	at Arizona	L	0-7
2/28	at Arizona	L	1-6
3/1	(1) vs. New Mexico State	L	3-7
3/2	(1) vs. Santa Barbara	W	1-0
	(1) vs. Univ. of Pacific	W	1-0 (15)
3/3	(1) at Arizona State	L	0-2
	(1) vs. Oklahoma State	L	1-2
3/4	(1) vs. Cal-Poly Pomona	L	0-4
3/9	Oregon	W	1-0
	Oregon	W	1-0
3/17	at San Francisco State	W	10-0
	at San Francisco State	W	4-3
3/18	at California*	L	0-1
	at California*	W	1-0 (15)
3/19	at San Francisco	W	2-1
	at San Francisco	W	4-2
3/21	at Fresno State*	L	0-1
	at Fresno State*	W	2-1
3/22	at Sacramento State	L	0-1
	at Sacramento State	W	4-2
3/24	at Santa Clara*	W	5-0
	at Santa Clara*	W	5-0
3/25	at Chico State	W	2-0
	at Chico State	W	2-0
3/31	at Pacific Univ. (Ore.)	L	0-1 (8)
	at Pacific Univ. (Ore.)	W	4-2
4/5	(2) vs. California	L	0-1
4/6	(2) vs. U.S. International	W	6-1
	(2) vs. Stanford	W	8-4
4/7	(2) vs. Arizona State	W	2-1
	(2) vs. Santa Barbara	W	2-0
	(2) vs. Sacramento State	W	1-0
4/8	(2) vs. Arizona	W	6-0
	(2) vs. Univ. of the Pacific	L	1-4
4/14	Portland State	W	2-1 (9)
	Portland State	W	5-0
4/17	at Portland State	W	2-0
	at Portland State	W	6-0
4/19	Pacific Univ. (Ore.)	W	1-0 (6)
4/21	at Oregon*	W	4-1 (11)
	at Oregon*	L	0-2
4/24	at Oregon	W	2-0
	at Oregon	W	2-0
4/28	San Francisco*	L	1-2
	San Francisco*	W	8-2
4/29	Univ. of the Pacific*	L	0-1 (9)
	Univ. of the Pacific*	W	6-2
5/3	(3) vs. San Francisco	W	1-0
	(3) vs. Univ. of the Pacific	L	0-1

5/4	(3) vs. Oregon	W	5-1
	(3) vs. California	W	1-0
5/5	(3) vs. Santa Barbara	W	1-0
	(3) vs. Fresno State	L	0-1
5/8	Portland State	W	3-0
	Portland State	W	8-4
5/12	Oregon	W	2-0
	Oregon	W	1-0 (14)

(1) - Arizona State Invite (Tempe, Ariz.)

(2) - Univ. of the Pacific Invite (Lodi, Calif.)

(3) - California Invitational (Berkeley, Calif.)

* - NorPac Conference Game

1985

Head Coach: Elen Margolis

Overall: 22-24 • NorPac: 6-4

2/27	(1) vs. Oklahoma State	L	1-2
2/28	(1) vs. Cal Poly-Pomona	L	0-6
3/1	(1) vs. Univ. of the Pacific	W	4-1
3/2	(1) vs. New Mexico State	L	0-3
	(1) at Arizona State	L	1-2
3/3	(1) vs. Hawaii	W	2-1
3/17	at Oregon	W	5-0
	at Oregon	W	6-0
3/24	at UCLA	L	0-3
	at UCLA	L	0-3
3/25	(2) vs. Utah State	W	2-0
	(2) vs. Michigan	L	2-3
3/26	(2) vs. Northwestern	L	0-5
	(2) vs. Northwestern	L	0-1 (8)
3/27	at Fresno State*	L	0-5
	at Fresno State*	L	0-1
3/29	at CS Northridge	L	0-1
	at CS Northridge	L	0-1
3/30	at San Francisco	L	0-4
	at San Francisco	L	0-1 (8)
4/5	(3) vs. UCLA	L	0-1
	(3) vs. U.S. International	L	1-2
4/6	(3) vs. San Francisco	W	5-4
	(3) vs. Utah	W	1-0
4/7	(3) vs. UCLA	L	0-2
4/12	Portland State	W	4-3 (11)
	Portland State	L	6-7
4/13	Santa Clara*	W	2-0
	Santa Clara*	W	4-1
4/18	(4) vs. Texas Tech	W	2-0
	(4) vs. Arizona State	L	0-3
4/19	(4) vs. San Diego State	W	2-0
	(4) vs. Pacific	L	0-1
4/20	(4) vs. San Francisco	W	1-0
	(4) vs. New Mexico	W	3-2
4/27	Oregon*	W	3-0
	Oregon*	W	4-3
4/30	at Oregon	W	2-1
	at Oregon	L	0-3
5/4	California*	W	2-1 (11)
	California*	W	1-0
5/5	Oregon	W	5-2
	Oregon	W	3-2
5/10	(5) vs. San Francisco	W	1-0
5/11	(5) vs. Fresno State	L	1-6
5/11	(5) vs. California	L	0-1

(1) - Arizona State Invite (Tempe, Ariz.)

(2) - CS Fullerton Invite (Fullerton, Calif.)

(3) - California Invite (Berkeley, Calif.)

(4) - Univ. of the Pacific Invite (Lodi, Calif.)

(5) - NorPac Championship Tour.

* - NorPac Conference Game

1986

Head Coach: Carol Browning

Overall: 16-27 NorPac: 5-5

2/26	at Arizona	L	0-1
	at Arizona	L	0-7
2/27	(1) U.S. International	L	0-2 (10)
	(1) Pacific	L	0-2

2/28	(1) New Mexico State	W	2-1
	(1) Creighton	W	4-0
3/1	(1) Arizona State	L	2-5
3/2	(1) Cal Poly-Pomona	L	1-2
3/7	Linfield	W	8-1
3/15	Oregon	W	2-0
	Oregon	W	5-3 (10)
3/20	(2) Arizona	L	0-1
	(2) CS Fullerton	L	0-5
3/21	(2) Michigan	L	0-1
3/22	(2) Adelphi	W	2-1
	(2) Utah	L	0-9
3/24	(3) Cal Poly SLO	L	1-2
	(3) Cal Poly SLO	L	1-2
3/25	at Long Beach State	L	1-2 (8)
	at Long Beach State	L	0-5
3/27	at CS Northridge	L	0-2
	at CS Northridge	L	0-3
4/4	at San Francisco*	W	4-0
	at San Francisco*	L	0-6
4/5	at San Jose State*	L	1-2 (11)
	at San Jose State*	W	3-0
4/11	California*	W	2-1
	California*	L	0-6
4/13	Fresno State*	W	4-3
	Fresno State*	L	0-2
4/17	(4) vs. New Mexico	W	2-1
	(4) vs. San Francisco	L	0-1
4/18	(4) vs. USC	W	11-0 (5)
	(4) at Univ. of the Pacific	L	1-2 (11)
4/19	(4) vs. New Mexico State	W	4-2
	(4) vs. California	L	0-8
4/23	Portland State	W	1-0
	Portland State	L	0-1
5/3	Oregon*	W	2-0
	Oregon*	L	0-1
5/9	(5) Fresno State	L	0-3
	(5) San Jose State	W	2-1
5/10	(5) California	L	0-2

(1) - Arizona State Invite (Tempe, Ariz.)
 (2) - Pony Invitational (Fullerton, Calif.)
 (3) - Played in Fullerton, Calif.
 (4) - Libby Matson Invitational (Lodi, Calif.)
 (5) - NorPac Conference Tourney (Berkeley, Calif.)
 * - NorPac Conference Game

PACIFIC-10 CONFERENCE

1987

Head Coach: Carol Browning

Overall: 16-21 • Pac-10: 1-9

3/7	Linfield	W	4-1
3/7	Linfield	W	5-0
3/23	at Nevada-Reno	W	1-0
3/23	at Nevada-Reno	W	1-0
3/24	at Adelphi	L	0-2
3/24	at Adelphi	L	0-8
3/25	at Oklahoma State	L	0-4
3/25	at Oklahoma State	L	0-2
3/27	(1) Kansas	L	1-2
3/27	(1) Northwestern	L	1-2
3/27	(1) Pacific	W	4-3
3/28	(1) Nebraska	L	0-2
3/28	(1) Santa Clara	L	0-1
4/3	Portland State	W	2-1
4/3	Portland State	W	4-0
4/4	at Pacific Univ.	W	1-0
4/4	at Pacific Univ.	W	7-5
4/10	at Arizona State*	L	3-5
4/10	at Arizona State*	L	0-8
4/11	at Arizona*	L	3-6
4/11	at Arizona*	L	1-9
4/16	(2) Pacific	L	0-3
4/16	(2) California	W	1-0 (10)

4/17	(2) Oregon	W	2-1
4/17	(2) Arizona	L	1-4
4/18	(2) San Francisco	W	7-0
4/18	(2) Arizona	L	0-4
4/22	Portland State		no results
4/25	California*	L	1-6
4/25	California*	L	0-1
4/26	UCLA*	L	1-3
4/26	UCLA*	L	0-4
4/29	at Oregon*	L	0-2
4/29	at Oregon*	W	3-0
5/4	at Oregon*	L	0-1
5/4	at Oregon*	W	2-1

(1) - San Jose Invitational (San Jose, Calif.)

(2) - Libby Matson Invitational (Lodi, Calif.)

* - Pac-10 Conference Game

1988

Head Coach: Carol Browning

Overall: 13-32 • Pac-10: 2-14

2/27	at Oregon*	L	0-2
2/27	at Oregon*	L	0-4
3/5	Linfield	W	2-0
3/5	Linfield	L	1-3
3/11	Arizona State*	L	0-1
3/11	Arizona State*	L	0-3
3/12	Arizona*	L	0-1
3/12	Arizona*	L	0-2
3/18	Pacific Univ.	W	2-0
3/19	Pacific Univ.	W	3-0
3/19	Pacific Univ.	W	7-1
3/21	at UCLA*	L	1-2
3/21	at UCLA*	L	1-8
3/22	at UC Riverside	W	3-1
3/22	at UC Riverside	W	5-2
3/23	at CS Northridge	L	0-5
3/23	at CS Northridge	L	2-3 (9)
3/24	(1) USIU	L	0-3
3/24	(1) Texas A&M	L	1-3
3/25	(1) Minnesota	L	0-6
3/25	(1) CS Fullerton	L	2-9
3/26	(1) Long Beach State	L	3-5
3/26	(1) USIU	L	1-6
3/29	at California	L	0-2
3/29	at California	L	0-1
3/31	(2) USIU	L	2-12
3/31	(2) Pacific	L	1-4
4/1	(2) Oregon	L	0-1
4/1	(2) San Francisco	W	4-2
4/2	(2) San Diego State	L	0-2
4/2	(2) San Francisco	L	7-8
4/9	Oregon*	L	2-7
4/9	Oregon*	W	3-0
4/17	at Arizona State*	W	4-0
4/17	at Arizona State*	L	0-1
4/18	at Arizona*	L	0-4
4/18	at Arizona*	L	0-4
4/22	at Portland State	L	3-4 (12)
4/22	at Portland State	W	3-0
4/23	at Oregon*	L	0-3
4/23	at Oregon*	L	1-3
4/24	at Portland State	W	5-3 (11)
4/24	at Portland State	W	5-4 (7)
5/5	at Pacific Univ.	W	5-2
5/5	at Pacific Univ.	L	0-1

(1) - Pony Invitational (Fullerton, Calif.)

(2) - Libby Matson Invitational (Lodi, Calif.)

* - Pac-10 Conference Game

1989

Head Coach: Vickie Dugan

Overall: 7-30 • Pac-10: 1-19

2/24	at CSU Hayward	W	8-2
2/24	at CSU Hayward	W	5-3

HISTORY & RECORDS

YEAR-BY-YEAR RESULTS

2/25	at California*	L	0-4
2/25	at California*	L	0-3
3/11	Portland State	L	0-1
3/11	Portland State	L	0-4
3/21	at Sacramento	W	4-0
3/23	(1) Iowa	L	2-3
3/23	(1) San Francisco	W	3-1
3/24	(1) Minnesota	W	4-0
3/24	(1) U. of the Pacific	L	0-1
3/25	(1) St. Mary's	L	6-7
3/25	(1) UNLV	L	0-5
3/27	at UCLA*	L	0-3
3/27	at UCLA*	L	0-6
3/31	at Arizona State*	L	1-5
3/31	at Arizona State*	L	3-7
4/1	at Arizona*	L	0-2
4/1	at Arizona*	L	0-3
4/7	at Portland State	L	3-5
4/7	at Portland State	W	8-1
4/8	California*	L	0-9
4/8	California*	L	0-7
4/14	Arizona*	L	0-9
4/14	Arizona*	W	1-0
4/15	at Western Oregon	L	3-4
4/15	at Western Oregon	L	1-3
4/22	Oregon*	L	0-6
4/22	Oregon*	L	0-10
4/28	Arizona State*	L	0-13
4/28	Arizona State*	L	0-13
4/30	at Oregon*	Forfeit	
4/30	at Oregon*	Forfeit	
5/5	UCLA*	L	0-2
5/5	UCLA*	L	0-6
5/7	at Oregon*	L	0-4
5/7	at Oregon*	L	0-4

(1) - Libby Matson Invitational (Lodi, Calif.)
* - Pac-10 Conference Game

1990

Head Coach: Vickie Dugan			
Overall 6-40 • Pac-10: 0-18			
2/23	at Hayward	L	3-4
2/23	at Hayward	L	1-4
2/24	at California*	L	0-5
2/24	at California*	L	0-7
3/2	(1) Utah State	L	1-8
3/2	(1) UNLV	L	0-6
3/3	(1) Sacramento State	L	0-3
3/3	(1) Cal Poly Pomona	L	1-6
3/3	(1) S. Utah State	W	4-2
3/18	at USIU	L	1-5
3/18	at USIU	L	0-4
3/19	(2) Mankato State	W	0-2
3/22	(3) Cal Poly Pomona	L	2-5
3/23	(3) USIU	L	3-6
3/23	(3) Texas A&M	L	1-2
3/24	(3) Fresno State	L	0-8
3/24	(3) Minnesota	L	0-12
3/24	(3) Bowling Green	W	3-1
3/26	at UCLA*	L	0-5
3/26	at UCLA*	L	0-4
3/30	at Arizona*	L	0-18
3/30	at Arizona*	L	0-6
3/31	at Arizona State*	L	4-8
4/1	(4) UNLV	L	0-8
4/1	(4) UNLV	L	0-4
4/7	Linfield	L	1-2
4/7	Linfield	W	4-2
4/8	Western Oregon	W	3-2
4/8	Western Oregon	W	8-5
4/13	Arizona*	L	0-10
4/13	Arizona*	L	0-3
4/14	Portland State	L	0-6

4/14	Portland State	L	2-3
4/21	UCLA*	L	0-4
4/21	UCLA*	L	0-10
4/27	Arizona State*	L	1-2
4/27	Arizona State*	L	0-4
5/3	Oregon*	L	0-7
5/3	Oregon*	L	0-7
5/5	California	L	0-6
5/5	California	L	1-2
5/8	at Oregon	L	1-2
5/8	at Oregon	L	1-2
5/9	Oregon*	L	0-1
5/9	Oregon*	L	3-6

(1) - Spuds McKenzie Desert Cl. (Las Vegas, Nev.)
(2) - Played at Irvine, Calif.
(3) - Pony Invitational (Fullerton, Calif.)
(4) - Played at Tempe, AZ
* - Pac-10 Conference Game

1991

Head Coach: Vickie Dugan			
Overall: 9-43 • Pac-10: 0-20			
3/1	(1) Southern Utah St.	L	1-2
3/1	(1) Cal Poly Pomona	L	2-3
3/2	(1) CS Northridge	L	1-3
3/2	(1) Hawai'i	L	0-8
3/2	(1) Utah State	L	4-12
3/8	at Hayward	W	10-1
3/8	at Hayward	L	2-3
3/9	at California*	L	0-1
3/9	at California*	L	0-8
3/17	at CS Northridge	L	0-10
3/17	at CS Northridge	L	1-2
3/19	at San Diego State	W	2-1
3/20	(2) CS Northridge	L	0-5
3/21	(2) Texas A&M	L	0-9
3/22	(2) Fresno State	L	0-1
3/22	(2) Arizona	L	0-2
3/23	(2) Rutgers	W	5-0
3/24	(2) Oregon	L	0-7
3/26	at UCLA*	L	0-10
3/29	at Western Oregon	W	5-0
3/29	at Western Oregon	W	14-1
3/31	Simon Fraser	L	0-4
3/31	Simon Fraser	L	1-3
4/10	Willamette	W	2-0
4/10	Willamette	W	3-1
4/12	Arizona*	L	2-9
4/12	Arizona*	L	1-2
4/13	Arizona State*	L	1-7
4/13	Arizona State*	L	1-7
4/14	Stanford	W	1-0
4/14	Stanford	W	14-2
4/16	at Oregon	L	1-4
4/16	at Oregon	L	1-7
4/17	Portland State	L	0-2
4/17	Portland State	L	1-5
4/20	UCLA*	L	1-7
4/20	UCLA*	L	0-6
4/20	UCLA*	L	0-3
4/21	Portland State	L	4-7
4/21	Portland State	L	3-4
4/23	Oregon	L	3-12
4/23	Oregon	L	3-5
4/26	at Arizona*	L	0-10
4/26	at Arizona*	L	0-1
4/27	at Arizona State*	L	2-10
4/27	at Arizona State*	L	2-12
5/3	California*	L	0-7
5/3	California*	L	0-4
5/5	at Oregon*	L	0-4
5/5	at Oregon*	L	0-10
5/6	Oregon*	L	2-3
5/6	Oregon*	L	0-13

(1) - Desert Classic (Las Vegas, Nev.)
(2) - Pony Invitational (Fullerton, Calif.)
* - Pac-10 Conference Game

1992

Head Coach: Vickie Dugan			
Overall: 13-28 • Pac-10: 2-18			
2/28	(1) CS Fullerton	L	0-1
2/28	(1) Utah	L	0-8
2/28	(1) Toledo	W	5-0
2/29	(1) Cal Poly Pomona	L	0-2
2/29	(1) Toledo	L	0-4
3/7	at Warner Pacific	W	2-1
3/7	at Warner Pacific	W	9-2
3/8	Western Oregon	W	1-0
3/8	Western Oregon	W	8-4
3/14	Oregon*	W	3-2
3/14	Oregon*	L	0-5
3/15	Willamette	W	1-0
3/15	Willamette	W	8-1
3/24	at UCLA*	L	0-1
3/24	at UCLA*	L	0-4
3/26	(2) Michigan State	W	3-0
3/26	(2) CS Northridge	L	0-7
3/27	(2) DePaul	L	0-4
3/27	(2) Southern Utah St.	L	2-4
3/28	(2) UC Santa Barbara	L	0-3
3/28	(2) Michigan State	L	0-3
4/3	at Oregon*	L	0-3
4/3	at Oregon*	L	0-5
4/5	at Portland State	Rained out	
4/11	at Arizona*	L	0-8
4/11	at Arizona*	L	0-10
4/12	at Arizona State*	L	0-4
4/12	at Arizona State*	L	2-3
4/18	UCLA*	L	0-2
4/18	UCLA*	L	0-6
4/24	Arizona*	L	0-3
4/24	Arizona*	L	0-6
4/25	Arizona State*	L	2-5
4/25	Arizona State*	W	2-1
4/26	Stanford	W	5-0
4/26	Stanford	W	10-0
5/1	California*	L	0-3
5/1	California*	L	1-2
5/2	Sacramento State	W	3-0
5/2	Sacramento State	L	1-2
5/3	California*	L	0-1
5/3	California	L	0-1

(1) - UNLV Spring Fling (Las Vegas, Nev.)
(2) - Rally in the Valley Tour. (Northridge, Calif.)
* - Pac-10 Conference Game

1993

Head Coach: Vickie Dugan			
Overall: 13-19 • Pac-10: 6-13			
2/26	(1) Utah State	L	0-12
2/26	(1) Cal Poly Pomona	L	1-7
3/13	UCLA*	L	0-16
3/13	UCLA*	L	1-7
3/21	UCLA*	L	1-11
3/21	UCLA*	L	0-4
3/22	San Diego State	W	7-6
3/22	San Diego State	L	1-2
3/23	U. San Diego	W	6-0
3/23	U. San Diego	W	3-2
3/27	(2) UC Santa Barbara	L	3-6
3/27	(2) Michigan State	W	12-0
4/2	Stanford*	W	13-0
4/2	Stanford*	W	12-0
4/3	St. Mary's	L	3-4
4/3	St. Mary's	L	0-1
4/4	California	L	0-2
4/4	California*	W	3-1

4/16	Oregon*	W	3-2
4/16	Oregon*	Rained Out	
4/19	Stanford*	W	10-0
4/19	Stanford*	W	10-0
4/21	Western Oregon	W	3-2
4/27	Oregon*	L	1-5
4/27	Oregon*	L	0-4
5/1	Arizona State*	L	5-6
5/1	Arizona State*	L	1-3
5/2	Arizona*	L	0-10
5/2	Arizona*	L	2-12
5/4	Linfield	W	2-1
5/4	Linfield	W	5-1
5/6	Washington*	L	2-4
5/6	Washington*	L	0-3

(1) - UNLV Spring Fling (Las Vegas, Nev.)
(2) - UCSB Tournament (Santa Barbara, Calif.)
* - Pac-10 Conference Game

1994

Head Coach: Vickie Dugan			
Overall: 16-41 • Pac-10: 0-24			
2/25	(1) Pacific	W	3-2
2/26	(1) Toledo	L	1-4
2/26	(1) Utah	L	0-6
2/26	(1) Sacramento State	L	2-4
2/27	(1) Pacific	L	3-4
3/3	(2) Northwestern	L	1-4
3/3	(2) Wichita State	L	7-12
3/4	(2) Southern Utah	W	4-2
3/4	(2) New Mexico	L	3-8
3/4	(2) Western Michigan	L	5-9
3/5	(2) Nebraska	L	0-2
3/5	(2) Stanford	W	8-1
3/5	(2) Michigan State	L	0-5
3/9	Linfield	W	2-1 (8)
3/12	George Fox	W	1-0
3/12	George Fox	W	10-0
3/13	Oregon*	L	0-3
3/13	Oregon*	L	1-8
3/20	at UCLA*	L	2-9
3/20	at UCLA*	L	0-2
3/21	at Loyola Marymount	L	0-2
3/21	at Loyola Marymount	W	7-2
3/22	at San Diego	W	1-0
3/22	at San Diego	L	1-2
3/25	(3) San Jose State	L	4-10
3/25	(3) Texas-Arlington	W	7-4
3/25	(3) Colorado State	L	2-7
3/26	(3) New Mexico State	W	3-2 (10)
3/26	(3) Stephen F. Austin	L	3-6
3/27	(3) St. Mary's	W	4-1 (8)
3/27	(3) Stephen F. Austin	L	4-5
4/1	at Oregon*	L	1-2
4/1	at Oregon*	L	2-3 (10)
4/3	Washington*	L	0-4
4/3	Washington*	L	0-11
4/8	at Santa Clara	W	8-0
4/8	at Santa Clara	L	1-3
4/9	at California*	L	0-8
4/9	at California*	L	0-4
4/13	Western Oregon	W	13-0
4/13	Western Oregon	W	4-1
4/17	California*	L	1-4
4/17	California*	L	0-3
4/20	Portland State	W	4-1
4/20	Portland State	W	8-7
4/23	Arizona*	L	0-8
4/23	Arizona*	L	2-7
4/24	Arizona State*	L	2-3 (10)
4/24	Arizona State*	L	1-3
4/29	at Washington*	L	1-8
4/29	at Washington*	L	0-2
5/6	at Arizona*	L	0-13

HISTORY & RECORDS

YEAR-BY-YEAR RESULTS

5/6	at Arizona*	L	0-12
5/7	at Arizona State*	L	4-5
5/7	at Arizona State*	L	0-1
5/10	UCLA*	L	0-7
5/10	UCLA*	L	0-5

- (1) - UNLV Spring Fling (Las Vegas, Nev.)
- (2) - Troy Cox Invitational (Las Cruces, N.M.)
- (3) - National Invitational Tournament
- * - Pac-10 Conference Game

1995

Head Coach: Kirk Walker

Overall: 13-41 • Pac-10: 4-24

2/24	(1) UNLV	L	4-8
2/24	(1) Oklahoma State	L	1-7
2/25	(1) Utah	L	0-4
2/25	(1) Pacific	L	2-10
2/26	(1) Oregon	W	4-1
2/26	(1) Oklahoma State	L	1-7
3/2	(2) Fresno State	W	1-0 (8)
3/2	(2) Nebraska	W	14-3
3/3	(2) Northwestern	L	1-9
3/3	(2) New Mexico State	L	4-5
3/4	(2) Oklahoma	L	1-9
3/4	(2) Southern Utah	W	9-1
3/4	(2) Washington	L	2-11
3/20	at San Diego State	W	2-1 (8)
3/20	at San Diego State	L	0-1 (8)
3/22	(3) Minnesota	L	1-5
3/24	(3) SW Louisiana	L	0-7
3/25	(3) UNLV	L	0-5
3/26	(3) CS Fullerton	L	1-9
3/26	(3) UC Santa Barbara	L	0-1
3/28	at UCLA*	L	0-10
3/28	at UCLA*	L	0-12
4/1	Stanford*	W	6-1
4/1	Stanford*	L	5-9
4/2	Arizona State*	W	1-0
4/2	Arizona State*	L	0-7
4/5	Oregon	W	4-3
4/5	Oregon	L	0-2
4/6	Oregon Tech	W	13-0
4/6	Oregon Tech	W	8-3
4/10	Linfield	L	2-3
4/10	Linfield	W	5-4 (8)
4/15	UCLA*	L	1-13
4/15	UCLA*	L	0-2
4/16	Washington*	L	1-22
4/16	Washington*	L	0-6
4/19	at Oregon*	L	2-3
4/19	at Oregon*	L	3-6
4/23	at Washington*	L	0-8
4/23	at Washington*	L	2-7
4/28	at Arizona*	L	0-7
4/28	at Arizona*	L	0-8
4/29	at Arizona State*	L	1-9
4/29	at Arizona State*	L	3-4
5/3	Oregon*	L	1-4
5/3	Oregon*	L	2-9
5/6	Arizona*	L	0-10
5/6	Arizona*	L	0-13
5/7	California*	L	1-11
5/7	California*	L	0-6
5/12	at California*	L	0-10
5/12	at California*	L	3-9
5/13	at Stanford*	W	5-0
5/13	at Stanford*	W	1-0

- (1) - UNLV Spring Fling (Las Vegas, Nev.)
- (2) - Troy Cox Invitational (Las Cruces, N.M.)
- (3) - Pony Invitational
- * - Pac-10 Conference Game

1996			
Head Coach: Kirk Walker			
Overall: 15-35 • Pac-10: 3-22			
2/16	(1) Minnesota	L	3-6
2/16	(1) Sam Houston St.	W	6-4
2/17	(1) Tulsa	W	13-5
2/17	(1) Nebraska	L	2-7
3/1	(2) Ohio State	W	4-3
3/1	(2) Ohio State	W	2-0
3/2	(2) Fresno State	L	0-2
3/2	(2) Fresno State	L	1-12
3/3	(2) UCLA	L	2-10
3/3	(2) UCLA	L	3-10
3/9	at California*	L	0-10
3/9	at California*	L	1-3
3/10	at Stanford*	L	0-1
3/10	at Stanford*	L	0-1
3/16	W. Washington	W	12-1
3/16	W. Washington	W	3-0
3/21	(3) Northwestern	W	4-1
3/22	(3) Oklahoma State	L	3-10
3/22	(3) UNLV	W	5-4 (8)
3/22	(3) Minnesota	W	3-2
3/23	(3) Arizona	L	2-12
3/25	DePaul (at UCLA)	L	1-5
3/25	DePaul (at UCLA)	L	5-10
3/26	at UCLA*	L	0-8
3/26	at UCLA*	L	1-10
3/29	at San Diego State	L	0-4
3/29	at San Diego State	W	2-1
4/1	at Loyola Marymount	L	0-1
4/1	at Loyola Marymount	W	2-0
4/6	at Oregon*	L	2-10
4/6	at Oregon*	W	3-1
4/10	Portland State	L	3-6
4/10	Portland State	W	9-1
4/13	Arizona State*	L	1-2
4/13	Arizona State*	L	2-3
4/20	Stanford*	L	1-4
4/20	Stanford*	W	1-0
4/21	California*	L	1-6 (10)
4/27	UCLA*	L	0-3
4/27	UCLA*	L	0-10
4/28	Washington*	L	1-2
4/28	Washington*	L	0-5
5/3	at Arizona*	L	2-10
5/3	at Arizona*	L	4-11
5/4	at Arizona State*	W	3-2 (8)
5/4	at Arizona State*	L	0-11
5/8	at Washington*	L	2-11
5/8	at Washington*	L	0-13
5/12	Arizona*	L	0-2
5/12	Arizona*	L	0-5

1997			
Head Coach: Kirk Walker			
Overall: 29-34-1 • Pac-10: 6-21			

2/7	at Santa Clara	W	7-3
2/7	at Santa Clara	W	8-5
2/8	UCSB	L	2-6
2/8	at San Jose State	L	4-5 (9)
2/9	at Fresno State	L	0-5
2/9	at Fresno State	L	0-2
2/21	(1) New Mexico	W	10-3
2/21	(1) Utah State	W	11-3
2/22	(1) Pacific	L	1-8
2/22	(1) Utah	W	2-0
2/23	(1) Loyola Marymount	W	6-2
2/27	(2) Oregon	W	8-0
2/28	(2) UIC	W	2-0

2/28	(2) Oklahoma State	W	1-0
3/1	(2) Ball State	W	9-1
3/1	(2) Loyola Marymount	W	7-2
3/2	(2) San Diego State	L	3-7
3/2	(2) UCLA	L	0-5
3/20	(3) Oklahoma	W	4-1
3/20	(3) Utah State	W	12-1
3/21	(3) UNLV	L	0-1
3/21	(3) Oklahoma State	W	3-1
3/22	(3) Fullerton	W	5-2
3/23	(3) Arizona	W	3-0
3/23	(3) Oklahoma	L	1-4
3/24	at UCLA*	L	2-5
3/24	at UCLA*	L	0-8
3/27	Northwestern	W	5-4
3/27	Northwestern	L	0-3
3/28	at San Diego State	L	0-1
3/28	at San Diego State	W	2-1 (8)
3/29	at Loyola Marymount	W	7-6 (10)
3/29	at Loyola Marymount	L	0-2
4/2	Oregon	W	4-3 (8)
4/2	Oregon	T	0-0
4/4	at St. Mary's	W	9-6
4/4	at St. Mary's	W	11-2
4/5	at Stanford*	L	2-3
4/5	at Stanford*	L	9-7
4/6	at California*	L	0-3
4/6	at California*	L	0-10
4/12	Arizona State*	W	4-2
4/12	Arizona State*	L	1-5
4/13	Arizona*	L	2-6
4/15	at Portland State	W	2-1 (8)
4/15	at Portland State	L	2-3 (13)
4/25	UCLA*	L	0-1
4/25	UCLA*	L	0-4
4/27	at Washington*	L	1-3
4/27	at Washington*	L	0-5
4/30	at Oregon*	W	5-0
4/30	at Oregon*	W	4-3 (8)
5/2	at Arizona State*	W	4-2
5/2	at Arizona State*	W	9-3
5/3	at Arizona*	L	1-11
5/3	at Arizona*	L	1-11
5/7	Washington*	W	2-1 (11)
5/7	Washington*	L	1-2
5/8	Oregon*	L	2-5
5/8	Oregon*	L	1-5 (8)
5/10	California*	L	4-5 (10)
5/10	California*	L	2-5
5/11	Stanford*	L	0-3
5/11	Stanford*	L	0-1

1998			
Head Coach: Kirk Walker			
Overall: 27-28 • Pac-10: 8-20			

2/7	(1) Loyola Marymount	W	2-0 (6)
2/7	(1) CS Northridge	W	4-0 (5)
2/8	(1) Northwestern	W	4-2 (5)
2/13	(2) Nebraska	W	1-0 (9)
2/13	(2) Simon Fraser BC	W	9-1 (6)
2/14	(2) Cal Poly SLO	W	2-0
2/14	(2) UC Santa Barbara	L	6-8
2/14	(2) Hawaii	W	2-1
2/15	(2) UC Santa Barbara	W	9-1
2/15	(2) Hawaii	L	3-4
2/28	at Santa Clara	W	2-0
2/28	at Santa Clara	W	4-2
3/1	at Sacramento State	L	1-2
3/1	at Sacramento State	W	1-0
3/6	(3) South Carolina	W	1-0

3/7	(3) Notre Dame	W	7-1
3/7	(3) Western Illinois	W	3-1
3/8	(3) Oklahoma State	W	4-3 (8)
3/14	at Oregon	L	0-2
3/14	at Oregon	L	3-5
3/19	(4) Oklahoma	W	3-1
3/19	(4) Florida	L	6-7
3/20	(4) Fresno State	L	2-8
3/20	(4) Texas	L	0-1
3/21	(4) Oklahoma State	W	8-3
3/28	Arizona State*	W	2-0
3/28	Arizona State*	L	0-1 (8)
3/29	Arizona*	L	0-8
3/29	Arizona*	L	3-13 (5)
4/4	Stanford*	W	3-2
4/4	Stanford*	L	0-1
4/5	California*	L	0-1 (10)
4/5	California*	W	4-3
4/11	Oregon*	W	6-2
4/11	Oregon*	W	4-1
4/15	Portland State	W	2-0
4/15	Portland State	W	3-0
4/18	at Washington*	L	0-1
4/18	at Washington*	L	0-4
4/19	at UCLA*	W	4-2
4/19	at UCLA*	L	5-6
4/24	at Arizona State*	L	1-2 (9)
4/24	at Arizona State*	L	2-10 (5)
4/25	at Arizona*	L	2-14 (5)
4/25	at Arizona*	L	3-12 (5)
4/29	at Oregon*	W	7-4
4/29	at Oregon*	L	1-7
5/2	Washington*	L	1-7
5/2	Washington*	L	2-8
5/3	UCLA*	L	0-3
5/3	UCLA*	W	2-0
5/8	at California*	L	1-3
5/8	at California*	L	0-8 (5)
5/9	at Stanford*	L	1-7
5/9	at Stanford*	L	1-2 (13)

1999			
Head Coach: Kirk Walker			
Overall: 47-25 • Pac-10: 14-14			

2/6	at San Jose State	W	7-2
2/11	(1) Baylor	L	3-5
2/12	(1) Ohio State	W	5-1
2/12	(1) Fullerton	W	6-2
2/13	(1) Loyola Marymount	W	4-0
2/13	(1) Hawaii	L	0-2
2/14	(1) CS Fullerton	W	5-0
2/14	(1) Hawaii	L	0-1
2/19	(2) Southern Utah	W	3-0
2/19	(2) Cal Poly SLO	W	5-2
2/20	(2) Wisconsin	W	5-3
2/20	(2) Loyola Marymount	W	4-0
2/21	(2) U. of the Pacific	W	4-1
2/26	(3) Arkansas	W	10-1
2/26	(3) New Mexico State	W	7-0
2/27	(3) Wichita State	W	6-2
2/27	(3) Minnesota	W	5-1
2/28	(3) Utah	W	3-2
2/28	(3) New Mexico	W	3-2
3/5	(4) UCLA	L	3-7
3/5	(4) Creighton	W	9-2
3/6	(4) DePaul	W	4-0
3/6	(4) Fresno State	W	1-0 (8)
3/7	(4) Missouri	W	3-0
3/7	(4) Long Beach State	W	5-1

HISTORY & RECORDS

YEAR-BY-YEAR RESULTS

3/18	(5) Fresno State	L	0-8 (6)
3/18	(5) Louisiana-Lafayette	L	0-1
3/19	(5) Texas	W	2-1
3/20	(5) Arizona	W	3-2 (8)
3/20	(5) Arizona State	L	1-7
3/21	(6) Northridge	W	2-1
3/23	New Mexico State	W	4-0
3/23	New Mexico State	L	3-4 (9)
3/26	at Arizona State*	L	0-3
3/26	at Arizona State*	W	3-2
3/27	at Arizona*	W	4-0
3/27	at Arizona*	L	2-3
4/3	at Oregon*	L	5-6
4/3	at Oregon*	L	0-1
4/7	Portland State	W	9-0 (5)
4/7	Portland State	W	7-1
4/10	Stanford*	W	1-0
4/10	Stanford*	W	3-0
4/12	at California*	W	1-0 (11)
4/12	at California*	W	1-0
4/13	at St. Mary's	W	8-1
4/13	at St. Mary's	W	12-0 (5)
4/17	Washington*	W	1-0 (9)
4/17	Washington*	W	2-1
4/18	UCLA*	L	0-10 (5)
4/18	UCLA*	W	5-3
4/24	Arizona State*	W	1-0
4/24	Arizona State*	L	0-5
4/25	Arizona*	L	0-2
4/25	Arizona*	L	2-11
5/1	at Washington*	L	1-4
5/1	at Washington*	L	0-1
5/2	at UCLA*	W	5-3
5/2	at UCLA*	L	1-10 (5)
5/5	Portland State	W	8-0 (5)
5/5	Portland State	L	0-1
5/8	California*	L	6-8 (8)
5/8	California*	L	0-1
5/9	Stanford*	W	4-2
5/9	Stanford*	L	1-2
5/15	Oregon*	W	3-2
5/15	Oregon*	W	2-1 (10)
5/20	(7) Southern Miss	L	0-1
5/21	(7) Louisiana State	W	3-0
5/22	(7) Long Beach State	W	3-0
5/23	(7) Southern Miss	W	9-1 (6)
5/23	(7) Southern Miss	L	0-4

(1) - Hawai'i Paradise Classic (Honolulu, Hawai'i)

(2) - UNLV Classic

(3) - Troy Cox Classic at New Mexico State

(4) - Fresno State Bulldog Classic

(5) - Kia Classic at Cal-State Fullerton

(6) - Played at Fullerton, Calif.

(7) - NCAA Regionals (Baton Rouge, La.)

* - Pac-10 Conference Game

2000

Head Coach: Kirk Walker

Overall: 40-21-1 • Pac-10: 7-13

2/5	at CS Northridge	L	2-7
2/5	at CS Northridge	T	4-4
2/11	(1) Utah State	W	9-3
2/11	(1) Utah	W	11-3
2/12	(1) Chattanooga	W	2-0
2/12	(1) Texas A&M	W	9-6
2/13	(1) Wisconsin	W	2-1 (8)
2/18	(2) Utah	L	6-7 (8)
2/18	(2) UNLV	L	0-1
2/19	(2) Central Michigan	W	6-1
2/19	(2) Nebraska	L	1-2
2/20	(2) Virginia	W	2-0 (8)
2/25	(3) Penn State	W	8-7
2/25	(3) Illinois-Chicago	W	13-1 (5)
2/26	(3) Texas Tech	W	3-0
2/26	(3) New Mexico	W	6-1

2/27	(3) Penn State	W	4-1
2/27	(3) California	W	6-5
3/3	(4) Northwestern State	W	2-1
3/3	(4) Indiana	W	1-0
3/4	(4) Tulsa	W	12-0 (5)
3/4	(4) St. Peter's	W	13-0 (5)
3/5	(4) Northwestern	W	5-1
3/16	(5) Oklahoma	L	0-9 (6)
3/16	(5) UNLV	W	3-0 (9)
3/17	(5) DePaul	W	8-7
3/17	(5) Hawai'i	W	3-0
3/18	(5) Arizona State	W	3-2 (8)
3/19	(5) Washington	L	2-5 (10)
3/23	(6) Tokyo (Exhibition)	L	1-3
3/24	(6) Nicholls State	W	5-0
3/24	(6) Nittaidai (Exhibition)	W	8-7
3/25	(6) Loyola Marymount	W	4-3
3/25	(6) Hawai'i	W	9-1 (5)
3/26	(6) Tokyo (Exhibition)	L	3-4
3/28	Southern Utah	W	5-1
3/31	Arizona State*	L	1-6
4/1	Arizona*	L	0-11 (5)
4/2	Arizona*	L	1-4
4/7	Washington*	L	2-8
4/8	UCLA*	L	1-4
4/9	UCLA*	L	7-8
4/11	at Oregon*	W	2-0
4/13	at St. Mary's	W	5-2
4/13	at St. Mary's	W	10-0
4/14	at Stanford*	L	2-3
4/15	at California*	W	5-2
4/16	at California*	W	4-0
4/19	at Portland State	W	5-2
4/19	at Portland State	W	5-1
4/29	Arizona State*	W	3-0
4/30	Arizona State*	L	0-6
5/2	Oregon*	W	2-1
5/2	Oregon*	W	3-1
5/5	California*	L	0-1
5/6	Stanford*	L	0-3
5/7	Stanford*	L	1-2
5/12	at UCLA*	L	1-6
5/13	at Washington*	L	0-5
5/13	at Washington*	W	1-0 (9)
5/18	(7) Northwestern	W	1-0 (10)
5/19	(7) Arkansas	W	4-1
5/20	(7) Oklahoma	L	3-5
5/20	(7) Northwestern	W	4-0
5/21	(7) Oklahoma	L	2-3

(1) - Fiesta Bowl Classic (Tempe, Ariz.)

(2) - UNLV Classic

(3) - Troy Cox Classic at New Mexico State

(4) - Hillenbrand Invitational (Tucson, Ariz.)

(5) - Kia Classic (Fullerton, Calif.)

(6) - Bank of Hawai'i Invitational (Honolulu, Hawai'i)

(7) - NCAA Regionals (Norman, Okla.)

* - Pac-10 Conference Game

2001

Head Coach: Kirk Walker

Overall: 44-24-1 • Pac-10: 10-10

2/3	(1) Brigham Young	W	3-2
2/3	(1) Southern Utah	L	0-1
2/3	(1) Brigham Young	W	7-4
2/4	(1) Saint Mary's	W	6-3
2/9	(2) Mississippi State	W	3-0
2/9	(2) Texas A&M CC	W	2-0
2/10	(2) Mississippi State	W	1-0 (8)
2/10	(2) SW Texas	L	2-5
2/10	(2) Tennessee	W	2-0
2/11	(2) Tennessee	W	3-0
2/16	(3) Loyola Marymount	W	8-2
2/16	(3) Central Michigan	W	5-1
2/17	(3) Fordham	W	12-1 (5)
2/17	(3) Florida International	W	4-0

2/18	(3) Utah	L	6-12
2/23	(4) Oklahoma	L	0-1
2/23	(4) South Carolina	W	2-1 (8)
2/24	(4) San Diego State	W	5-2
2/24	(4) Fresno State	W	3-1
2/25	(4) DePaul	T	0-0 (8)
3/2	(5) Northridge	L	0-1
3/2	(5) Northridge	L	1-2
3/3	(5) Colorado State	W	9-0 (5)
3/3	(5) Colorado State	W	8-0 (5)
3/4	(5) South Florida	L	2-3
3/4	(5) South Florida	W	6-0
3/9	(6) Colorado State	W	14-3
3/9	(6) Cal Poly SLO	L	2-3 (9)
3/10	(6) Fresno State	L	0-2
3/10	(6) UCLA	L	2-3
3/11	(6) New Mexico State	W	2-0
3/11	(6) DePaul	W	1-0
3/23	(7) Texas-San Antonio	W	8-1
3/23	(7) New Mexico State	W	2-0
3/24	(7) Tulsa	W	6-1
3/24	(7) New Mexico State	W	3-2
3/25	(7) Tulsa	W	5-1
3/25	(7) Texas-San Antonio	W	6-4
3/27	at Sacramento State	W	5-0
3/27	at Sacramento State	W	2-1
3/28	at Pacific	L	1-4
3/30	Arizona State*	L	2-4
4/1	Arizona*	L	0-5
4/5	at Saint Mary's	W	6-0
4/7	at Stanford*	L	4-9
4/8	at Stanford*	L	0-4
4/14	at Oregon*	W	8-0
4/14	at Oregon*	W	11-2 (6)
4/16	at Portland State	W	3-0
4/20	UCLA*	W	2-1
4/21	Washington*	L	0-2
4/22	Washington*	W	8-3
4/24	Oregon*	W	4-3
4/27	at Arizona*	L	0-1
4/27	at Arizona*	L	1-7
4/28	at Arizona State*	W	2-0
4/29	at Arizona State*	W	4-3
5/2	Portland State	L	0-1
5/2	Portland State	W	8-0 (6)
5/3	at Portland State	W	4-2
5/4	at Washington*	L	1-2
5/5	at UCLA*	L	0-4
5/6	at UCLA*	L	1-4
5/11	Stanford*	W	1-0
5/12	California*	W	1-0
5/12	California*	W	1-0 (9)
5/17	(8) South Florida	L	1-2
5/18	(8) Chattanooga	W	13-0 (5)
5/18	(8) Alabama	L	0-1

(1) - Southern Utah Tournament (St. George, Utah)

(2) - Texas A&M Tourn. (Corpus Christi, Texas)

(3) - UNLV Tournament (Las Vegas, Nev.)

(4) - NFCA Leadoff Classic (Columbus, Ga.)

(5) - CS Northridge/UCLA Tournament

(6) - Fresno State Tournament

(7) - New Mexico State Tourn. (Las Cruces, N.M.)

(8) - NCAA Regionals (Tuscaloosa, Ala.)

* - Pac-10 Conference Game

2002

Head Coach: Kirk Walker

Overall: 40-25 • Pac-10: 7-14

2/2	(1) Brigham Young	L	1-4
2/2	(1) San Diego	W	9-1 (5)
2/3	(1) Southern Utah	W	8-0 (6)
2/3	(1) Saint Mary's	W	7-0
2/8	(2) McNeese State	W	4-3
2/9	(2) Ohio State	W	7-6
2/9	(2) Northridge	W	1-0

2/10	(2) Northridge	W	3-2 (8)
2/10	(2) San Diego	W	8-0 (5)
2/15	(3) Brigham Young	W	3-1
2/15	(3) Kansas	W	4-3
2/16	(3) Texas Tech	W	8-0 (6)
2/16	(3) Alabama	W	2-1
2/17	(3) Nebraska	L	1-3
2/22	(4) Texas A&M	L	6-7
2/22	(4) Notre Dame	W	4-0
2/23	(4) Southern Miss	W	2-0
2/23	(4) Penn State	W	5-3
2/24	(4) Washington	W	3-0
2/24	(4) Michigan	L	2-3
3/1	(5) U. of the Pacific	W	5-4
3/1	(5) San Diego State	L	0-1 (9)
3/2	(5) Minnesota	L	1-2
3/2	(5) Oklahoma State	W	2-0
3/3	(5) CS Fullerton	L	3-6 (9)
3/3	(5) San Jose State	W	5-0
3/7	(6) Loyola Marymount	W	3-2
3/8	(6) New Mexico State	W	7-3
3/8	(6) Hawai'i	W	1-0
3/9	(6) New Mexico State	L	1-2 (8)
3/9	(6) Loyola Marymount	W	3-2
3/10	(6) New Mexico State	W	3-1
3/10	(6) Hawai'i	L	1-2 (9)
3/25	San Jose State	W	1-0
3/25	San Jose State	W	6-1
3/27	UNLV	W	1-0
3/29	Oregon*	W	2-0
3/30	Oregon*	W	3-2
4/2	at Oregon*	W	1-0
4/5	California*	W	3-2
4/6	Stanford*	L	0-7
4/7	Stanford*	L	2-7
4/12	Arizona*	L	0-4
4/13	Arizona State*	W	1-0
4/14	Arizona State*	L	0-6
4/19	at UCLA*	L	0-7
4/20	at Washington*	L	1-3
4/21	at Washington*	L	0-1
4/23	at Portland State	W	5-0
4/23	at Portland State	W	2-0
4/26	at Arizona State*	W	2-0
4/27	at Arizona*	L	0-7
4/28	at Arizona*	L	1-2
4/29	Portland State	W	2-0
4/29	Portland State	W	2-0
5/3	Washington*	W	2-1
5/4	UCLA*	L	1-10
5/5	UCLA*	L	0-8
5/10	at Stanford*	L	1-2
5/11	at California*	L	1-6
5/11	at California*	L	7-10
5/16	(7) Wisconsin	W	1-0
5/17	(7) Notre Dame	W	2-0
5/18	(7) Nebraska	L	0-7
5/18	(7) Notre Dame	L	0-2

(1) - Southern Utah Tournament (St. George, Utah)

(2) - CS Northridge Tournament (Northridge, Calif.)

(3) - UNLV Tournament (Las Vegas, Nev.)

(4) - NFCA Leadoff Classic (Columbus, Ga.)

(5) - CSUF Worth Tournament (Fullerton, Calif.)

(6) - Hawai'i Malihini Tournament (Oahu, Hawai'i)

(7) - NCAA Regionals (Iowa City, Iowa)

* - Pac-10 Conference Game

2003

Head Coach: Kirk Walker

Overall: 36-31 • Pac-10: 5-16

1/31	(1) Brigham Young	W	5-3
2/1	(1) Southern Utah	W	10-2 (5)
2/1	(1) Saint Mary's	W	11-1 (6)
2/2	(1) Cal-Poly SLO	W	4-0
2/7	(2) Iowa State	W	10-2 (6)

HISTORY & RECORDS

2/7	(2) Texas Tech	W	2-1
2/8	(2) UNLV	W	9-2
2/8	(2) Utah	W	1-0
2/9	(2) Wisconsin	L	1-3
2/9	(2) SW Texas	W	3-1
2/14	(3) Hawai'i	L	1-2
2/14	(3)#4 Nebraska	L	2-6
2/15	(3)#20 South Carolina	L	3-4
2/15	(3) UC Riverside	W	6-1
2/16	(3) Cal-Poly SLO	W	7-2
2/21	(4)#25 Massachusetts	L	1-7
2/22	(4)#11 Florida State	W	2-0
2/23	(4)#20 Pacific	W	4-2
2/28	(5)#20 Ohio State	W	2-1
2/28	(5) Northwestern	L	3-4
3/1	(5) Purdue	W	5-4
3/1	(5)#24 Minnesota	W	6-2
3/2	(5)#7 CS Fullerton	L	1-4
3/7	(6) Mo.-Kansas City	L	1-3
3/7	(6) San Jose State	W	7-0
3/8	(6)#10 Arizona State	L	2-3 (8)
3/8	(6) Georgia Tech	W	4-1
3/9	(6)#24 Minnesota	W	3-1
3/15	#22 Oregon*	L	2-10
3/23	at San Diego	W	5-0
3/23	at San Diego	L	3-7
3/24	at UC Riverside	W	11-1 (6)
3/24	at UC Riverside	W	7-1
3/26	at San Diego State	L	0-3
3/26	at San Diego State	L	1-2
3/28	at #3 Arizona*	L	0-8 (5)
3/29	at #13 Arizona St.*	L	1-7
3/30	at #13 Arizona St.*	L	0-3
4/3	at Santa Clara	W	5-2
4/3	at Santa Clara	W	15-9
4/4	at #7 California*	L	2-7
4/5	at #13 Stanford*	W	15-5 (9)
4/6	at #13 Stanford*	L	1-10 (5)
4/11	#2 UCLA*	L	1-6
4/12	#3 Washington*	L	1-3
4/13	#3 Washington*	L	0-7
4/18	at #20 Oregon*	L	1-2
4/19	at #20 Oregon*	W	7-3
4/22	Portland State	W	9-0 (6)
4/22	Portland State	W	8-0 (6)
4/25	#12 Arizona State*	W	8-4
4/26	#1 Arizona*	L	2-10 (5)
4/27	#1 Arizona*	L	4-6 (11)
5/1	at Portland State	W	9-1
5/1	at Portland State	L	1-3
5/2	at #5 Washington*	W	4-2
5/4	at #2 UCLA*	L	2-10 (6)
5/4	at #2 UCLA*	L	1-9 (5)
5/9	#17 Stanford*	L	3-9
5/10	#9 California*	W	5-3
5/10	#9 California*	L	2-6
5/15	(7) at #24 Florida	L	2-3
5/16	(7) #10 Florida State	W	2-1
5/16	(7) #19 South Florida	W	8-0 (5)
5/17	(7) Florida Atlantic	W	7-3
5/17	(7) Texas-Arlington	W	2-0
5/18	(7) #4 Oklahoma	L	2-7

- (1) - Southern Utah Tournament (St. George, Utah)
- (2) - ASU Fiesta Bowl Tournament (Phoenix, Ariz.)
- (3) - UNLV Classic (Las Vegas, Nev.)
- (4) - NFCA Leadoff Classic (Columbus, Ga.)
- (5) - CSUF Worth Tournament (Fullerton, Calif.)
- (6) - NIST Tournament (Sunnyvale, Calif.)
- (7) - NCAA Regionals (Gainesville, Fla.)

* - Pac-10 Conference Game

2004

Head Coach: Kirk Walker

Overall: 44-28 • Pac-10: 13-8

1/30	(1) Santa Clara	W	6-0
------	-----------------	---	-----

1/30	(1) Long Beach State	L	1-5
1/31	(1) Illinois Chicago	W	3-0
1/31	(1) UC Santa Barbara	W	4-3
2/1	(1) Long Beach State	W	1-0
2/5	(2) Brigham Young	W	7-0
2/6	(2) Saint Mary's	W	5-3
2/6	(2) Hawai'i	L	1-3
2/7	(2) Tennessee	W	2-0
2/7	(2) UAB	W	3-0
2/8	(2) Saint Mary's	W	8-0 (5)
2/8	(2) Tennessee	L	0-2
2/13	(3) Utah	W	9-5 (8)
2/13	(3)#10 Michigan	L	0-2
2/14	(3) Cal Poly SLO	W	8-4
2/14	(3) UC Riverside	W	9-0 (5)
2/15	(3)#8 Nebraska	W	1-0
2/20	(4) Coastal Carolina	L	1-2
2/20	(4) Boston College	L	2-4
2/21	(4) Bethune-Cookman	W	2-0
2/21	(4)#6 Georgia	W	5-0
2/22	(4) USA Olympic Team	L	(exhib.) 2-4
3/5	(5) UC Santa Barbara	W	4-0
3/5	(5) Michigan State	W	3-1
3/6	(5) Oklahoma State	W	1-0
3/6	(5) CS Fullerton	W	7-1
3/7	(5) CS Northridge	L	2-3
3/11	(6) North Texas	W	9-0 (5)
3/12	(6) San Diego State	W	3-2
3/12	(6) Utah	W	5-1 (8)
3/13	(6) Long Beach State	W	5-0
3/13	(6)#15 Fresno State	L	0-6
3/14	(6)#1 UCLA	W	3-2
3/21	Kansas	W	7-0
3/21	Kansas	W	5-2
3/22	Missouri	W	11-1 (5)
3/22	Missouri	W	3-1
3/26	#17 Oregon*	L	8-9
3/28	Utah State	W	9-0 (5)
3/28	Utah State	W	7-0
4/1	at Saint Mary's	W	10-1
4/2	at #11 Stanford*	L	0-2
4/3	at #3 California*	L	1-4
4/4	at #3 California*	W	4-2
4/8	San Diego	W	3-2
4/9	#14 Oregon*	L	0-2
4/10	#14 Oregon*	W	7-4
4/13	Portland State	W	7-1
4/13	Portland State	W	9-0 (6)
4/16	at #3 UCLA*	L	0-6
4/17	at #5 Washington*	L	3-5
4/18	at #5 Washington*	L	3-5
4/23	#1 Arizona*	L	1-9 (5)
4/24	Arizona State*	W	6-0
4/25	Arizona State*	L	2-7
4/26	Saint Mary's	W	7-1
4/28	at Portland State	L	2-4
4/28	at Portland State	W	10-0 (5)
4/30	#7 Washington*	L	2-4
5/1	#3 UCLA*	L	0-2
5/2	#3 UCLA*	L	1-3
5/7	at Arizona State*	W	6-0
5/8	at #1 Arizona*	L	0-2
5/9	at #1 Arizona*	L	0-3
5/14	#2 California*	L	2-4
5/15	#8 Stanford*	L	0-2
5/15	#8 Stanford*	L	2-7
5/20	(7) Bowling Green	W	7-0
5/22	(7)#11 Tennessee	W	4-0
5/22	(7)#6 Michigan	L	2-3
5/23	(7) UIC	W	6-5
5/23	(7)#6 Michigan	W	1-0
5/24	(7)#6 Michigan	L	2-5

- (1) - UCSB Tournament (Santa Barbara, Calif.)
- (2) - Paradise Classic (Honolulu, Hawai'i)

- (3) - UNLV Classic (Las Vegas, Nev.)
- (4) - Palm Springs Classic (Palm Springs, Calif.)
- (5) - CSUF Worth Tournament (Fullerton, Calif.)
- (6) - Fresno State Tournament (Fresno, Calif.)
- (7) - NCAA Regionals (Ann Arbor, Mich.)

* - Pac-10 Conference Game

2005

Head Coach: Kirk Walker

Overall: 43-16 • Pac-10: 13-8

2/4	(1) at UCSB	W	7-3
2/5	(1) New Mexico	W	7-3
2/5	(1) at UCSB	L	1-6
2/6	(1) New Mexico	W	8-3
2/12	(2) Louisville	L	2-5
2/12	(2) at UNLV	W	2-1
2/13	(2)#18 Nebraska	L	3-4
2/17	(3)#19 Fresno State	W	15-7
2/17	(3) at San Diego State	W	9-5
2/18	(3)#7 Georgia	L	7-8
2/18	(3) Florida International	L	2-5 (6)
2/25	(4)#5 Tennessee	L	0-1
2/25	(4) Wisconsin	W	8-7 (8)
2/26	(4) Long Island	W	12-1 (5)
2/26	(4) Ohio State	W	2-0
2/27	(4) Mississippi State	W	6-5
3/5	(5) Minnesota	W	5-0
3/5	(5)#24 Pacific	W	6-3
3/6	(5) Nevada	W	8-3
3/6	(5) Boston College	W	6-4 (8)
3/18	(6) Long Island	W	8-0 (5)
3/18	(6) Iowa	W	6-2
3/21	(6)#23 Northwestern	W	5-2
3/25	Brigham Young	W	5-1
3/25	Brigham Young	W	4-3 (6)
3/30	at Portland State	W	5-1
3/30	at Portland State	W	7-0
4/1	#7 UCLA*	W	2-1 (8)
4/2	#17 Washington*	W	7-3
4/3	#17 Washington*	W	9-0 (5)
4/6	#25 Oregon*	W	2-1
4/8	at #2 Arizona*	W	1-0
4/9	at #17 Arizona St.*	W	8-1
4/10	at #17 Arizona St.*	W	3-2
4/15	#8 Stanford*	L	0-3
4/16	#3 California*	W	6-5
4/18	#3 California*	L	1-2
4/20	at Saint Mary's	W	7-1
4/20	at Saint Mary's	W	8-0 (5)
4/21	at San Jose State	W	3-1
4/21	at San Jose State	W	3-0
4/24	at #25 Oregon*	W	1-0
4/24	at #25 Oregon*	W	2-1
4/27	Portland State	W	2-0
4/27	Portland State	W	7-0
4/29	Arizona State*	L	0-1
4/30	#2 Arizona*	L	0-9 (5)
5/1	#2 Arizona*	W	4-0
5/6	at #2 California*	W	2-0
5/7	at #4 Stanford*	W	1-0 (9)
5/8	at #4 Stanford*	L	4-6
5/12	at #21 Washington*	L	0-9 (6)
5/13	at #12 UCLA*	L	0-9 (5)
5/14	at #12 UCLA*	L	1-5
5/20	(7) Wis. Green Bay	L	0-1
5/21	(7) at Wisconsin	W	8-2
5/21	(7) Wis. Green Bay	W	5-0
5/22	(7) DePaul	W	7-0
5/22	(7) DePaul	L	6-8

- (1) - UCSB Tournament (Santa Barbara, Calif.)
- (2) - UNLV Classic (Las Vegas, Nev.)
- (3) - Campbell-Carter Classic (San Diego, Calif.)
- (4) - Palm Springs Classic (Palm Springs, Calif.)
- (5) - CSUF Worth Tournament (Fullerton, Calif.)
- (6) - Capital Classic (Sacramento, Calif.)

YEAR-BY-YEAR RESULTS

- (7) - NCAA Regionals (Madison, Wis.)
- * - Pac-10 Conference Game

2006

Head Coach: Kirk Walker

Overall: 43-16 • Pac-10: 10-10

2/10	(1)#16 Northwestern	L	0-1
2/10	(1)#21 Nebraska	L	2-8
2/11	(1) CS Fullerton	W	7-5
2/11	(1) Utah State	W	10-3
2/12	(2)#9 Texas A&M	W	2-0
2/17	(2) Wright State	W	6-2
2/17	(2) Illinois	W	15-7 (5)
2/18	(2) Notre Dame	W	5-0
2/18	(2)#12 Northwestern	W	6-2
2/19	(2) Colorado State	W	8-7
2/24	(3) Long Island	W	3-0
2/24	(3)#20 LSU	W	5-1
2/25	(3)#19 Baylor	W	3-1
2/25	(3) UIC	W	5-2
2/26	(3) Oklahoma State	W	7-5
3/3	(4) UC Santa Barbara	W	4-0
3/4	(4) CS Fullerton	W	7-4
3/4	(4) Purdue	W	9-1 (6)
3/5	(4) UC Davis	W	13-4 (5)
3/5	(4) Loyola-Chicago	W	15-1
3/9	(5) San Diego	W	7-1
3/9	(5)#22 DePaul	W	10-3
3/10	(5) Ball State	W	6-1
3/25	(6) BYU	W	2-1 (8)
3/25	(6) Akron	W	2-1
3/26	(6) Akron	W	7-0
3/26	(6)#25 DePaul	W	6-1
3/29	UAB	W	6-0
3/29	UAB	W	17-0 (5)
3/31	#3 Arizona*	W	2-1
4/1	#9 Arizona State*	L	2-3 (8)
4/4	at Oregon*	W	2-0
4/7	at #9 Stanford*	L	2-3
4/8	at #7 California*	L	0-2
4/9	at #7 California*	L	4-6
4/18	Portland State	L	4-6
4/18	Portland State	W	3-0
4/21	at #1 UCLA*	W	2-0
4/22	at #14 Washington*	W	3-2
4/23	at #14 Washington*	W	5-0
4/26	Oregon*	W	4-3
4/26	Oregon*	W	2-1
4/28	#7 California*	W	4-2
4/29	#6 Stanford*	L	5-7
4/30	#6 Stanford*	W	4-0
5/5	#17 Washington*	L	0-1
5/6	#1 UCLA*	L	0-1
5/11	at #9 Arizona St.*	W	3-2 (8)
5/11	at #9 Arizona St.*	L	2-9
5/12	at #3 Arizona*	L	0-1
5/13	at #3 Arizona*	L	2-11 (5)
5/19	(7) Nevada	W	2-1
5/20	(7)#19 Baylor	W	5-3
5/21	(7)#19 Baylor	W	3-1
5/26	(8)#6 California	L	1-2
5/28	(8)#6 California	W	3-0
5/28	(8)#6 California	W	1-0
6/1	(9)#3 Arizona	L	2-3 (9)
6/3	(9)#9 Arizona State	L	1-3

- (1) - ASU Tournament (Tempe, Ariz.)
- (2) - UNLV Classic (Las Vegas, Nev.)
- (3) - Palm Springs Classic (Palm Springs, Calif.)
- (4) - CSUF Worth Tournament (Fullerton, Calif.)
- (5) - Bulldog Classic (Fresno, Calif.)
- (6) - Cascade Clash (Corvallis, Ore.)
- (7) - NCAA Regionals (Corvallis, Ore.)
- (8) - NCAA Super Regionals (Corvallis, Ore.)
- (9) - NCAA College World Series (Oklahoma City, Okla.)

* - Pac-10 Conference Game

HISTORY & RECORDS

YEAR-BY-YEAR RESULTS

2007			
Head Coach: Kirk Walker			
Overall: 41-23 • Pac-10: 10-11			
2/8	(1) San Diego State	L	0-1
2/9	(1)#23 Massachusetts	W	3-1
2/10	(1) Kansas	W	7-0
2/15	(2) at UNLV	W	6-5
2/16	(2) BYU	L	1-2 (9)
2/16	(2) Cal Poly SLO	W	7-5
2/17	(2) Wright State	W	9-2
2/17	(2) CS Northridge	W	6-1
2/23	(3) Penn State	W	5-0
2/23	(3)#7 Northwestern	L	0-2
2/24	(3)#9 Oklahoma	L	1-4
2/24	(3) Virginia	W	6-2
2/25	(3)#10 Texas	L	0-2
3/2	(4) Nevada	W	3-0
3/2	(4) Oklahoma State	W	4-0
3/3	(4) Minnesota	W	7-0
3/3	(4)#8 Northwestern	L	0-4 (8)
3/4	(4) CS Fullerton	L	0-1
3/7	(5) Boston College	W	11-1 (5)
3/7	(5) Pacific	W	3-2
3/8	(5) Liberty	W	4-2
3/8	(5) at Hawai'i	L	0-3
3/9	(5) Liberty	W	3-1
3/10	(5) at Hawai'i	L	2-4
3/15	(6) at Portland State	W	4-1
3/15	(6) at Portland State	W	4-0
3/16	(6) South Dakota St.	W	5-2
3/16	(6) Towson	W	16-3
3/17	(6) South Dakota St.	W	8-0 (6)
3/17	(6) Utah State	L	0-2
3/24	Utah Valley State	W	9-1 (5)
3/24	Utah Valley State	W	7-2
3/25	Idaho State	W	9-0 (5)
3/25	Idaho State	W	8-0 (6)
3/28	Northern Colorado	W	10-0 (5)
3/28	Northern Colorado	W	7-1
3/30	#14 Stanford*	L	1-2
3/31	California*	W	4-3
4/1	California*	W	6-0
4/6	at #10 Oregon*	W	9-7
4/7	at #10 Oregon*	L	3-4 (8)
4/10	Portland State	W	4-0
4/10	Portland State	W	6-2
4/13	#14 UCLA*	W	7-0
4/14	#12 Washington*	L	1-3
4/15	#12 Washington*	W	5-4
4/20	at #3 Arizona*	L	1-3
4/21	at #7 Arizona St.*	W	2-0
4/22	at #7 Arizona St.*	L	7-8 (11)
4/25	#16 Oregon*	L	5-6
4/27	at #11 Washington*	W	2-0
4/28	at #12 UCLA*	L	3-6
4/29	at #12 UCLA*	L	3-5
4/30	at UCSB	W	3-2
5/4	#9 Arizona State*	L	4-5 (8)
5/5	#5 Arizona*	L	1-10 (5)
5/6	#5 Arizona*	L	0-2
5/10	at California*	W	10-0 (5)
5/11	at #16 Stanford*	W	8-5
5/12	at #16 Stanford*	W	9-2
5/18	(7) Louisville	L	0-8 (5)
5/19	(7) Eastern Michigan	W	6-1
5/19	(7) Louisville	W	11-4
5/20	(7)#10 Michigan	L	0-7

(1) - San Diego State Tourn. (San Diego, Calif.)
 (2) - UNLV Desert Classic (Las Vegas, Nev.)
 (3) - Palm Springs Classic (Palm Springs, Calif.)
 (4) - CSUF Worth Tournament (Fullerton, Calif.)
 (5) - Hawaiian Airlines Spring Fling (Honolulu, Hawai'i)
 (6) - Cascade Clash (Portland and Corvallis, Ore.)
 (7) - NCAA Regionals (Ann Arbor, Mich.)
 * - Pac-10 Conference Game

2008			
Head Coach: Kirk Walker			
Overall: 28-31 • Pac-10: 6-15			
2/8	(1) vs. Winthrop ¹	L	1-4
2/8	(1) vs. New Mexico State	W	6-3
2/9	(1) vs. #2 Texas A&M	L	1-9
2/9	(1) vs. UC Riverside	W	4-3
2/10	(1) vs. #6 Tennessee	L	1-8
2/15	(2) vs. Nevada	L	3-5
2/15	(2) vs. Western Kentucky	L	2-3
2/16	(2) vs. Temple	L	2-4
2/16	(2) vs. Virginia	W	7-6
2/17	(2) vs. Utah	W	3-2
2/20	Portland State	W	4-0
2/22	(3) vs. Fordham	W	2-1
2/22	(3) vs. #18 Georgia	L	8-11
2/23	(3) vs. #18 Ohio State	W	9-8
2/23	(3) vs. #25 Texas	L	9-11 (8)
2/24	(3) vs. Florida Atlantic	W	8-3
2/29	(4) vs. #5 Florida	L	0-8 (6)
2/29	(4) vs. Texas Tech	L	1-2
3/1	(4) vs. Loyola	W	12-4 (6)
3/1	(4) vs. Louisville	L	0-2
3/2	(4) at CS Fullerton	L	3-6
3/7	(5) vs. Ball State	W	8-1
3/7	(5) vs. Harvard	W	2-1
3/8	(5) vs. Ball State	W	5-2
3/8	(5) at Florida Int'l	L	2-3
3/9	(5) at Florida Int'l	W	4-1
3/12	(6) Miss. Valley State	W	8-0 (5)
3/12	(6) Miss. Valley State	W	8-0 (5)
3/15	(6) Northern Illinois	W	8-0 (5)
3/15	(6) Northern Illinois	W	4-2
3/15	(6) Utah State	W	11-3 (6)
3/21	(7) Idaho State	W	6-0
3/22	(7) Idaho State	W	9-3
3/22	(7) Portland State	W	6-4
3/25	(7) at Portland State	L	1-3
3/28	at #1 UCLA*	L	0-3
3/29	at #23 Washington*	L	0-1
3/30	at #23 Washington*	W	5-3
4/2	at Oregon*	W	7-4
4/4	#8 Arizona*	L	0-6
4/5	#1 Arizona State*	L	2-3 (12)
4/6	#1 Arizona State*	L	4-8
4/10	at St. Mary's	W	1-0
4/10	at St. Mary's	L	1-3
4/11	at #8 Stanford*	L	1-10 (6)
4/12	at #22 California*	W	8-0 (6)
4/13	at #22 California*	L	0-3
4/18	Oregon*	W	3-1
4/25	at #1 Arizona State*	L	1-5
4/26	at #8 Arizona*	L	6-7
4/27	at #8 Arizona*	L	1-13 (5)
4/29	Oregon*	L	1-2
5/2	#22 California*	L	1-9 (5)
5/3	#8 Stanford*	L	2-4
5/4	#8 Stanford*	L	1-2 (8)
5/6	at Portland State*	L	0-1
5/8	#24 Washington*	W	3-2
5/9	#3 UCLA*	W	5-3
5/10	#3 UCLA*	L	1-5

(1) - Cathedral City Kick Off (Cathedral City, Calif.)
 (2) - Kajikawa Invitational (Tempe, Ariz.)
 (3) - Palm Springs Classic (Palm Springs, Calif.)
 (4) - CSUF Worth Tournament (Fullerton, Calif.)
 (5) - Florida International Tournament (Miami, Fla.)
 (6) - Cascade Clash (Corvallis, Ore.)
 (7) - Spring Fling Tourn. (Corvallis/Portland, Ore.)
 * - Pac-10 Conference Game

2009			
Head Coach: Kirk Walker			
Overall: 25-30 • Pac-10: 4-17			
2/6	(1) vs. Southern Illinois	L	1-3
2/6	(1) vs. Wisconsin	W	4-3
2/7	(1) vs. #22 Georgia	W	3-2
2/8	(1) vs. #13 Houston	L	4-12
2/13	(2) vs. Cal State Fullerton	W	6-2
2/13	(2) vs. #16 DePaul	L	6-7
2/14	(2) vs. Utah	L	0-2
2/14	(2) vs. UC Davis	W	2-0
2/15	(2) vs. Southern Utah	W	9-1 (5)
2/19	(3) vs. Tennessee Tech	W	4-1
2/19	(3) vs. Kansas	W	4-1
2/20	(3) vs. #12 Northwestern	L	3-7
2/21	(3) vs. #20 North Carolina	L	2-5
2/21	(3) vs. #9 Tennessee	L	0-4
2/22	(3) vs. Georgia Tech	L	0-6
2/27	(4) vs. Cal Poly SLO	L	0-3
2/27	(4) vs. UC Riverside	W	9-0
2/28	(4) vs. Indiana	W	8-7
2/28	(4) vs. Nevada	L	0-3
3/1	(4) vs. Minnesota	W	4-1
3/5	(5) vs. Mt. St. Mary's	W	4-1
3/5	(5) vs. Fla. Gulf Coast	L	1-2
3/6	(5) vs. #25 Mississippi St.	W	2-0
3/7	(5) vs. Santa Clara	W	3-0
3/8	(5) vs. Radford	L	2-3
3/8	(5) at Hawai'i	L	2-3
3/21	Oregon*	W	2-1
3/25	Seattle	W	8-0 (5)
3/25	Seattle	W	8-0 (5)
3/27	at #11 Arizona*	L	9-12
3/28	at #6 Arizona St*	L	3-11 (5)
3/29	at #6 Arizona St*	L	0-8 (6)
4/3	#2 Stanford*	L	2-4
4/4	#12 California*	W	5-4
4/5	#12 California*	L	3-12 (6)
4/8	at Portland State	W	10-3
4/8	at Portland State	W	5-0
4/10	at Oregon*	L	2-3
4/11	at Oregon*	W	2-1
4/15	Portland State	W	2-1
4/15	Portland State	W	2-0
4/17	#3 UCLA*	L	1-8
4/18	#4 Washington*	L	0-1 (9)
4/19	#4 Washington*	L	1-7
4/23	at UC Davis	W	5-4
4/23	at UC Davis	W	7-2
4/24	at #15 California*	L	2-11 (5)
4/25	at #4 Stanford*	L	3-6
4/26	at #4 Stanford*	L	0-4
5/1	at #4 Washington*	L	2-5
5/2	at #2 UCLA*	L	3-4
5/3	at #2 UCLA*	L	1-9 (6)
5/7	#9 Arizona State*	W	5-4
5/8	#6 Arizona*	L	0-10 (5)
5/9	#6 Arizona*	L	2-12

(1) - Cathedral City Kick Off (Cathedral City, Calif.)
 (2) - Louisville Slugger Invitational (Las Vegas, Nev.)
 (3) - Cathedral City Classic (Cathedral City, Calif.)
 (4) - CSUF DeMarini Invitational (Fullerton, Calif.)
 (5) - Hawai'i Invitational (Manoa, Hawai'i)
 * - Pac-10 Conference Game

2010			
Head Coach: Kirk Walker			
Overall: 24-31 • Pac-10: 4-17			
2/12	(1) vs. Mississippi	L	3-6
2/12	(1) vs. Nevada	L	4-5 (9)
2/13	(1) vs. Creighton	L	3-5
2/13	(1) vs. Notre Dame	W	7-3
2/14	(1) vs. Southern Utah	W	11-0 (5)
2/19	(2) vs. Louisiana-Monroe	W	8-2
2/19	(2) at #21 Texas A&M	L	4-6
2/20	(2) vs. Mississippi State	L	3-13
2/20	(2) vs. Louisiana-Monroe	W	6-5
2/21	(2) vs. Mississippi State	L	5-6 (8)
2/26	(3) vs. #9 Oklahoma	L	1-6
2/26	(3) vs. Fordham	L	2-3
2/27	(3) vs. #16 Ohio State	L	7-8 (8)
2/27	(3) vs. Syracuse	W	4-2
2/28	(3) vs. #13 Texas	L	4-7
3/5	(4) vs. Northwestern	L	3-12 (6)
3/5	(4) vs. UC Davis	W	5-3
3/6	(4) vs. Pacific	W	7-2
3/6	(4) vs. Loyola Marymount	W	5-3
3/7	(4) at CS Fullerton	W	8-2
3/12	(5) Boise State	W	4-0 (6)
3/13	(5) North Dakota	W	11-3 (5)
3/20	(6) vs. Long Beach St	L	4-12 (5)
3/20	(6) vs. #25 UMass	L	1-6
3/21	(6) vs. UIC	W	9-4
3/21	(6) at San Diego	W	9-2
3/22	(6) at San Diego St	L	1-4
3/26	Seattle	W	6-0
3/26	Seattle	W	5-3
3/27	Idaho State	W	8-0 (5)
3/27	Idaho State	W	12-2 (6)
3/28	Portland State	W	4-0
3/28	Portland State	W	9-0 (6)
4/1	#21 Oregon*	L	3-8
4/2	#21 Oregon*	W	7-6
4/3	#21 Oregon*	L	5-6
4/9	#8 Stanford*	L	3-4
4/10	#8 Stanford*	L	0-1
4/11	#8 Stanford*	W	10-8
4/16	#7 UCLA*	L	0-12 (5)
4/17	#7 UCLA*	L	2-4
4/18	#7 UCLA*	L	6-10
4/21	at Portland State	W	2-1
4/23	at #3 Arizona*	L	1-20 (5)
4/24	at #3 Arizona*	L	0-8 (5)
4/25	at #3 Arizona*	L	1-9 (5)
4/30	at #1 Washington*	L	1-13 (5)
5/1	at #1 Washington*	L	0-9 (5)
5/2	at #1 Washington*	L	0-1
5/7	#7 Arizona State*	L	3-4
5/8	#7 Arizona State*	W	2-1
5/9	#7 Arizona State*	W	4-3 (10)
5/13	at #12 California*	L	1-9 (5)
5/14	at #12 California*	L	0-6
5/15	at #12 California*	L	3-11 (5)

(1) - Kajikawa Classic (Tempe, Ariz.)
 (2) - Texas A&M Aggie Inv. (College Station, Texas)
 (3) - Cathedral City Classic (Cathedral City, Calif.)
 (4) - CSUF Worth Invitational (Fullerton, Calif.)
 (5) - Cascade Clash (Corvallis, Ore.)
 (6) - SDSU Aztec Invite (San Diego, Calif.)
 * - Pac-10 Conference Game

2011			
Head Coach: Kirk Walker			
Overall: 19-28 ▪ Pac-10: 2-19			
2/10	(1) vs. Appalachian State	W	8-0 (5)
2/11	(1) vs. Western Michigan	W	8-0 (6)
2/12	(1) vs. North Texas	W	3-2
	(1) vs. Bradley University	W	8-6
2/13	(1) vs. Nebraska	L	1-4
2/24	(2) vs. Florida State	W	6-5
2/25	(2) vs. #1/3 Georgia	L	7-12
2/26	(2) vs. Northwestern	L	4-8
	(2) vs. Long Island	L	0-3
3/4	(3) vs. UC Santa Barbara	L	0-3
	(3) vs. Murray State	W	7-3
3/5	(3) vs. Southern Miss.	W	1-0 (9)
	(3) vs. Northwestern	L	2-3
3/6	(3) at Cal State Fullerton	L	2-3
3/11	(4) vs. USC Upstate	L	1-2
	(4) vs. Seattle	W	5-2
3/19	Utah State	W	9-0 (5)
	Utah State	W	8-1
3/20	Weber State	W	8-0 (6)
	Weber State	W	5-0
3/21	Portland State	W	4-3 (8)
	Portland State	W	2-0
3/27	(5) UC Davis	W	1-0
	(5) St. Mary's College	W	1-0
4/1	at #7 UCLA*	L	2-6
4/2	at #7 UCLA*	L	1-9 (6)
4/3	at #7 UCLA*	L	2-12 (5)
4/8	#8 Arizona*	W	3-1
4/9	#8 Arizona*	L	1-4
	#8 Arizona*	L	3-6
4/14	Santa Clara	W	4-3
4/15	#11 at Stanford*	L	0-7
4/16	#11 at Stanford*	L	1-8
4/17	#11 at Stanford*	L	1-3
4/21	#21 at Oregon*	L	1-7
4/22	#21 at Oregon*	L	4-7
4/23	#21 at Oregon*	L	1-8
4/29	#1 at Arizona State*	L	0-1
4/30	#1 at Arizona State*	L	1-3
5/1	#1 at Arizona State*	L	1-7
5/6	#8 California*	L	0-9 (6)
5/7	#8 California*	L	0-1
5/8	#8 California*	L	0-4 (8)
5/10	at Portland State	L	0-1
5/12	#15 Washington*	L	1-6
5/13	#15 Washington*	W	4-3
5/14	#15 Washington*	L	4-5

- (1) - Kajikawa/ASU Classic (Tempe, Ariz.)
- (2) - Cathedral City Classic (Palm Springs, Calif.)
- (3) - CSUF DeMarini Tournament (Fullerton, Calif.)
- (4) - Washington Tourn. (Seattle, Wash.)
- (5) - Aggie Stampede (Davis, Calif.)
- * - Pac-10 Conference Game

2012			
Head Coach: Kirk Walker			
Overall: 34-21 ▪ Pac-12: 9-14			
2/9	(1) vs. BYU	W	22-5 (5)
2/9	(1) vs. Idaho State	W	16-3 (5)
2/10	(1) vs. #23 Georgia Tech	L	8-9
2/10	(1) vs. McNeese State	L	2-3 (8)
2/11	(1) vs. #20 Nebraska	W	11-3 (6)
2/17	(2) vs. UC Santa Barbara	W	6-0
2/17	(2) at San Diego State	L	6-7 (9)
2/18	(2) vs. Notre Dame	W	3-2
2/18	(2) at San Diego	W	7-2
2/19	(2) vs. Central Florida	W	2-1
2/23	(3) vs. Iowa State	W	5-4
2/23	(3) vs. New Mexico	L	6-10
2/24	(3) vs. Ohio State	W	4-3
2/24	(3) vs. Iowa	W	2-1 (8)
2/25	(3) vs. Colorado State	W	4-2
2/27	vs. Maine	W	4-0
	vs. Maine	W	13-0 (5)
3/2	(4) vs. Indiana	W	4-3
3/2	(4) vs. Northwestern	W	5-3
3/3	(4) vs. Michigan State	W	11-6
3/3	(4) at Cal State Fullerton	W	5-2
3/4	(4) vs. Florida Int'l	L	1-4
3/8	(5) vs. #23 North Carolina	W	8-1
3/8	(5) vs. Long Beach State	W	12-2
3/9	(5) vs. Pittsburgh	W	3-2
3/10	(5) vs. Michigan State	W	5-2
3/10	(5) vs. Notre Dame	L	1-8
3/11	vs. Harvard	L	2-3
3/24	#15 Oregon*	L	2-8
3/25	#15 Oregon*	W	5-4 (8)
3/26	#15 Oregon*	W	7-1
3/28	at CS Northridge	W	13-1 (5)
3/28	at CS Northridge	W	5-1
3/30	at #14 UCLA*	L	4-8
3/31	at #14 UCLA*	L	0-8 (5)
4/1	at #14 UCLA*	W	7-5
4/10	#3 Arizona State*	W	4-2 (9)
	#3 Arizona State*	L	2-3
4/13	at #15 Stanford*	L	4-8
4/14	at #15 Stanford*	L	0-7
4/15	at #15 Stanford*	L	0-8 (5)
4/20	#9 Washington*	W	4-3
4/21	#9 Washington*	L	6-7 (9)
4/22	#9 Washington*	W	3-2
4/24	Portland State	W	2-0
	Portland State	W	3-2
4/27	at Utah*	W	10-2
4/28	at Utah*	L	6-8
4/29	at Utah*	W	5-4
5/4	#1 California*	L	1-9 (5)
5/5	#1 California*	L	2-4
5/6	#1 California*	L	1-4
5/10	at #16 Arizona*	L	4-12 (6)
5/11	at #16 Arizona*	W	4-0
5/12	at #16 Arizona*	L	1-3

- (1) - Kajikawa/ASU Classic (Tempe, Ariz.)
- (2) - Campbell/Cartier Classic (San Diego, Calif.)
- (3) - Cathedral City Classic (Palm Springs, Calif.)
- (4) - DeMarini Invitational (Fullerton, Calif.)
- (5) - Long Beach State Invitational (Lakewood, Calif.)
- * - Pac-12 Conference Game

YEAR-BY-YEAR COACHING RECORDS

Year	Head Coach	Overall	Conference
1975	Diane Thompson	8-6	—
1976	Diane Thompson	15-7	—
1977	Rayne Brooks	18-13-1	—
1978	Rita Emery	18-7	—
1979	Rita Emery	16-11-1	—
1980	Rita Emery	21-10	—
1981	Ellen Margolis	31-10	—
1982	Ellen Margolis	26-11-1	—
1983	Ellen Margolis	26-14	—
1984	Ellen Margolis	40-17	—
1985	Ellen Margolis	22-24	—
1986	Carol Browning	16-27	—
1987	Carol Browning	16-21	1-9
1988	Carol Browning	13-32	2-14
1989	Vickie Dugan	7-30	1-19
1990	Vickie Dugan	6-40	0-18
1991	Vickie Dugan	9-43	0-20
1992	Vickie Dugan	13-28	2-18
1993	Vickie Dugan	13-19	6-13
1994	Vickie Dugan	16-41	0-24
1995	Kirk Walker	13-41	4-24
1996	Kirk Walker	15-35	3-22
1997	Kirk Walker	29-34-1	6-21
1998	Kirk Walker	27-28	8-20
1999	Kirk Walker	47-25	14-14
2000	Kirk Walker	40-21-1	7-14
2001	Kirk Walker	44-24-1	10-10
2002	Kirk Walker	40-25	7-14
2003	Kirk Walker	36-31	5-16
2004	Kirk Walker	44-28	4-17
2005	Kirk Walker	43-16	13-8
2006	Kirk Walker	43-16	10-10
2007	Kirk Walker	41-23	10-11
2008	Kirk Walker	28-31	6-15
2009	Kirk Walker	25-30	4-17
2010	Kirk Walker	24-31	4-17
2011	Kirk Walker	19-28	2-19
2012	Kirk Walker	34-21	9-14
Total		942-899-6	138-418

ALL-TIME COACHING RECORDS

	Years	Seasons	Overall	Pct.	Conf.	Pct.
Diane Thompson	2	1975-76	23-13	.639	—	—
Rayne Brooks	1	1977	18-13-1	.578	—	—
Rita Emery	3	1978-80	55-28-1	.661	—	—
Ellen Margolis	5	1981-85	145-76-1	.655	—	—
Carol Browning	3	1986-88	45-80	.360	3-23	.115
Vickie Dugan	6	1989-1994	64-201	.242	9-112	.074
Kirk Walker	17	1995-present	592-489-3	.549	126-283	.308

NCAA POSTSEASON RESULTS

NCAA REGIONAL TOURNAMENT		5/22 Michigan		L 2-3	
9 Appearances — 41 Games		5/23 UIC		W 6-5	
1999 • at Baton Rouge, La.		5/23 Michigan		W 1-0	
5/20 Southern Miss		5/24 Michigan		L 2-5	
5/21 LSU		2005 • at Madison, Wis.		5/20 Wis.-Green Bay	
5/22 Long Beach State		5/21 Wisconsin		L 0-1	
5/23 Southern Miss		5/21 Wisconsin		W 8-2	
5/23 Southern Miss		5/21 Wis.-Green Bay		W 5-0	
2000 • at Norman, Okla.		5/22 DePaul		W 7-0	
5/18 Northwestern		5/22 DePaul		L 6-8	
5/19 Arkansas		2006 • at Corvallis, Ore.		5/19 Nevada	
5/20 Oklahoma		5/19 Nevada		W 2-1	
5/20 Northwestern		5/20 No. 19 Baylor		W 5-3	
5/21 Oklahoma		5/21 No. 19 Baylor		W 3-1	
2001 • at Tuscaloosa, Ala.		2007 • at Ann Arbor, Mich.		5/18 Louisville	
5/17 South Florida		5/18 Louisville		L 0-8 (5)	
5/18 Chattanooga		5/19 Eastern Michigan		W 6-1	
5/18 Alabama		5/19 Louisville		W 11-4	
2002 • at Iowa City, Iowa		5/20 No. 10 Michigan		L 0-7	
5/16 Wisconsin		NCAA SUPER REGIONAL TOURNAMENT GAMES		1 Appearance — 3 Games	
5/17 Notre Dame		2006 • at Corvallis, Ore.		5/26 No. 6 California	
5/18 Nebraska		5/26 No. 6 California		L 1-2	
5/18 Notre Dame		5/28 No. 6 California		W 3-0	
2003 • at Gainesville, Fla.		5/28 No. 6 California		W 1-0	
5/15 Florida		NCAA WOMEN'S COLLEGE WORLD SERIES		1 Appearance — 2 Games	
5/16 Florida State		2006 • at Oklahoma City, Okla.		6/1 No. 3 Arizona	
5/16 South Florida		6/3 No. 9 Arizona State		L 2-3 (9)	
5/17 Florida Atlantic		5/20 Bowling Green		W 7-0	
5/17 Texas-Arlington		5/22 Tennessee		W 4-0	
5/18 Oklahoma					
2004 • at Ann Arbor, Mich.					

HISTORY & RECORDS

LETTERWINNERS

A	
Aardahl, Angela	1984
Adams, Steph	2000-03
Alba, Colleen	1985-86
Allen, Lisa	2003-06
Alo, Adrienne	2003-06
Anderson, Amber	1997-99
Anderson, Anne	1982-85
Andreana, Tina	2011-12
B	
Baird, Brandi	1988
Barr, Tricia	1992-93
Batayola, Isabelle	2011-12
Batchelder, Lynn	1984
Bean, Mindy	2007
Beltran, Desiree	2011-12
Bequette, Erin	2003
Beringhele, Shelley	1994-97
Beyster, Tarrah	1997-00
Black, Tarah	2007-10
Bishop, Kristin	2000-01
Borbiro, Amy	1999
Bouska, Hannah	2011-12
Bradford, Trina	1990-91
Breeden, Brigitte	1989
Brigantic, Gina	1983-84
Brenner, Mary Claire	2009-12
Brown, Ashley	2004
Brown (Gutierrez), Denise	1997-98
Bruce, Meredith	1994
Bundy, Madison	2012
Burnum, Clare	2001-03
C	
Capps, Erin	1982-85
Caughell, Sara	1995-98
Cavestany, Lea	2010-12
Cayton, Tami	1982
Chandler, Nikki	2009-12
Chariton, Michelle	1999-02
Chaykin, J.C.	1978-80
Chinn, Heather	1995, 1997-99
Chisholm, Dani	2007-10
Christensen, Shayna	1995
Chmielewski, Jodi	1996-99
Clay, Jennifer	1993
Collee, Heather	1994
Collins, Dawn	1978-80
Combs, Suzette	1980-81
Cooper, Angela	1995
Cornell, Lori	1983
D	
Davis, Lori	1980
Day, Michelle	1991
Dean, Chris	1989-90
Deffenbaugh, Janae	1991
Delaney, Linda	1982-85
Dellinger, Miranda	2002
Demore, Marina	2010-12
DeWall, Maggie	2005-06
Di Carlo, Carey	1995-96

Dionne, A.J.	1995-96
Doremus, Maggie	2010-12
Draper, Crystal	1999-02
Draper, Stefanie	2008
DuBois, Dena	2003-04
Duckett-Potter, Kim	1992-95
Duty, Teresa	1981-83
Dyer, Kelly	2007-10
E	
Eaton, Marti	1986
Elliot, Dianne	1987
Elliott, Taraleen	1976-99
Ewing, Stefanie	2006-09
F	
Fairchild, Germaine	1992
Farm, Melinda	1976-79
Farr, Michelle	1986
Feickert, Aryn	2012
Feldt, Shawna	1999-01
Feldt, Traci	1999-02
Fleener, Kelly	1983
Ford, Alana	2007-10
G	
Gallagher, Erin	1980
Galvan, Sherina	2004-07
Garcia, Lisa	1984
Garcia, Ya	2012
Gerding, Tricia	1980-82
Gergen, Diane	1992-96
Gilmore, Dani	2012
Gordon, Clarice	1994
Griffin, Jennifer	1980
Guthrie, Brynne	2000-03
Guzy, Erin	2008-09, 2011-12
H	
Haglund, Janet	1975-79
Hall, Paige	2009-12
Harding, Jocelyn	1994-95
Harper, Julie	1982-85
Harris, Andrea	1990-91
Hart, Nikki	1996
Hatton, Cristy	2008-09
Haun, Ronda	1982
Harvey, Joan	1982-85
Hedding, Tasha	1996-99
Herman, Kim	1996-99
Henery, Colleen	1980-83
Hill, Lisa	2005-07
Hiraoka, JoAnn	1980-83
Hoffman, Monica	2001-04
Hofstetter, Brooke	1997-98
Holladay, Karmen	2009-2010
Holloway, Tracy	1985-86
Hoogesteger, Lisa	1976-80
Hornstein, Heidi	1988-91
Howard, Beth	1991-92
Hussey, Freya	1993-94
Hunter, Kristen	2002

I	
Iapala, Vanessa	2003-06
Iverson, Barb	1980
J	
Jillson, Jennifer	1987-90
Jodoin, Jenni	1998-00; 02
Johnson, Natalie	2004-07
Johnson, Yogi	1976-79
K	
Kamrath, Kris	1986-88
Keeton, Nancy	1971-73
Kendall, Anne	1980-81
Kennedy, Chellie	1989
King, Jessica	2000-02
Klaus, Janet	1988-91
Klever, Amy	2003-06
Kozic, Teresa	1984-85
Kelli Kranz	1998-99
Kutz, Ally	2010-12
L	
Laird, Tammy	1986-89
Lisle, Jennifer	1992
Lippincott, Kilee	2010-11
Lochelt, Ingrid	2004-06
Longfellow, Mia	2004-06
Lowe, Paige	2006-09
Lowe, McKenna	2008-11
Luchanski, Nicole	2009-10
M	
Mansfield, Mary Ellen	1987
Marvin, Trina	1981-84
Mason, Adrianne	1986
Maxey, Cara	2000-03
McElroy, Ta'Tyana	2004-07
McGowan, Brianne	2004-07
Mendoza, Alana	2002-05
Menzia, Cori	1997
Miles, Cyndi	1981-84
Miller, Angel	1992
Miller, Katelyn	2007-10
Milne, Nicole	1988-89
Miranda, Cambria	2005-08
N	
Nasser, Jana	1990
Neufeld, Kathryn	2002
Newman, Mary	1978-81
Niehus, Bailee	2011-12
Notaro, Michelle	1999-02
O	
O'Hara, Linda	1973-76
Olson, Nancy	1986
Olson, Tricia	1993
P	
Pearsall, Sandy	1981-82
Petersen, Kelly	2002-05
Peterson, Denise	1977-80

Pietrok, Mary	1986-88
Piper, Gina	1993
Plant, Parisa	1997-99
Prochaska, Shelly	2000-03
Pulver, Lohree	1980
R	
Reeder, Cheryl	1989-92
Renneke, Mary	1981
Revere, Lisa	1985
Reynolds, Heather	1994-97
Richardson, Emily	2011-12
Roberts, Kellie	2006-09
Robertson, Kristen	1991
Roderfeld, Audrey	2008-11
Rosenbaum, Barb	1979-80
Russel, Patti	1987
Rutschman, Brooke	1998-01
S	
Sanchez, Ashley	2009-11
Santana, Elizabeth	2012
Schoonover, Karen	1985-88
Schoonover, Sandra	1987-90
Schott, Loreen	1987
Smail, Denise	1976-79
Smith, Jennifer	1992-95
Smith, Missy	1992-93
Sorg, Shannon	2000-03
Sowels, Lori	1980-81
Stevens, Alycia	1996-97
Stewart, Courtney	1996-99
Stewart, Kerri	1991
Stippey, Cristy	1991-94
Swearigen, Jacki	1979-80
Syphers, Carrie	2004
T	
Tackett, Sharon	1985-86
Talcott, Andrea	1991-95
Tommasini, Sarah	2003-04
Trujillo, Michelle	1992-95
Trujillo, Raquel	1989-92
Turner, Christy	1992-94
V	
Valenty, Heather	1996-97
Vantlee, Tonia	1989-90
Vendegnia, Deana	1990
W	
Walker, Terri	1982
Wagoner, Stephanie	2005
Warner, Amy	1994-97
Watanabe, Lianne	1984-87
Wiatt, Terry	1994-97
Williamson, Toni	1984-87
Wilson, Kaitlin	2001
Woods, Lisa	1988
Y	
Yatogo, JoAnn	1987-89
Yerick, Elizabeth	1985
Young, DeAnn	2006-09
Z	
Zeman, Heather	1991

Traci Feldt



Adrienne Alo



Mia Longfellow



Janae Deffenbaugh





TARRAH BEYSTER (1997-00) – RETIRED JERSEY #00

An outstanding pitcher and power hitter, Tarrah Beyster is a four-time NFCA/Louisville Slugger All-American and became the first Oregon State softball player to earn first team All-America status.

Beyster, a native of San Diego, Calif., is a four-time All-Pacific-10 Conference all-star and earned Pac-10 Pitcher of the Week honors seven times in her career. She is one of just two Pac-10 players to earn both Pitcher and Player of the Week honors in the same week, a feat she accomplished as a sophomore.

Beyster finished her career with 24 Oregon State school records, including four pitching records - wins, innings pitched, strikeouts and complete games - as well as four offensive records including runs batted in, home runs, batting average and walks. She also holds numerous single-season records for the Beavers.

Beyster has a .382 career batting average, scored 93 runs, tallied 223 hits, 143 RBI, 52 home runs and an NCAA record 211 walks. As a pitcher, she totaled a 1.72 ERA and won 91 games while striking out 694 batters.

In her four years at Oregon State, Beyster helped lead the Beavers to their first ever NCAA Regional Tournament appearance in 1999 and a return trip in 2000.

A two-time Oregon State University Female Athlete of the Year, Beyster earned the prestigious honor of being named the NCAA Woman of the Year for the state of Oregon at the conclusion of 2000.

A consummate student-athlete, Beyster is a two-time Pac-10 Conference All-Academic selection and a two-time GTE/CoSIDA academic honoree.

With her dedication and desire, Oregon State softball and Oregon State University has gained recognition nationally. In honor of this, Beyster became the first Oregon State softball player and just the second Oregon State female athlete to have her jersey retired.

In a ceremony on May 12, 2001, Beyster's number double-zero (#00) jersey was retired between games of a double-header against University of California.

* Please note that Brianne McGowan (2004-07) now holds the Oregon State all-time strikeout record with 852.

* Veronica Nelson of University of California now holds the NCAA record for bases on balls.

TARRAH BEYSTER'S CAREER STATISTICS

Year	AVG	G/GS	AB	R	H	RBI	2B	3B	HR	BB
2000	.424	62/60	139	28	59	44	5	0	16	50
1999	.325	71/70	163	20	53	35	4	0	12	64
1998	.391	53/52	115	20	45	29	5	0	12	49
1997	.391	63/63	169	25	66	35	7	1	12	48
TOTAL	.382	249/245	586	93	223	143	21	1	52	211

Year	ERA	G/GS	W-L	CG	SV	SH	IP	SO	BB
2000	2.45	46/31	27-13	24	1	7	234.2	180	44
1999	1.33	50/37	28-12	30	6	12	268.2	199	47
1998	1.40	40/30	21-16	26	1	8	235.1	170	35
1997	1.80	33/29	15-16	24	0	4	210.1	145	34
TOTAL	1.72	169/127	91-57	104	8	31	949.0	694	160





The Opener

Oregon State opened the OSU Softball Complex in fine fashion as the Beavers knocked off top-ranked UCLA, 2-1 on April 20, 2001. The win marked just the fifth ever for Oregon State against the Bruins. OSU was one of just four teams to beat UCLA during the season as the Bruins ended the year with a 62-6 record and finished as Women's College World Series runner-up.

The Hit (1)

With the score knotted 3-3 with two outs in the bottom of the seventh inning against in-state rival University of Oregon on April 24, 2001, OSU sophomore Steph Adams sent a full-count pitch over the left field wall to give the Beavers a dramatic 4-3 victory and season sweep of the Ducks.

The Hit (2)

Oregon State rallied from a 2-0 deficit against eventual World Series Champion, University of California, behind a big hit from junior outfielder Steph Adams. Adams blasted a sixth inning 3-run homer over the left field fence to give the Beavers a 3-2 victory against the No. 6 Bears on April 5, 2002.

The Pitch (1)

Oregon State hurler Crystal Draper became the first pitcher in OSU history to throw three no-hitters in her career when she blanked Portland State University on May 2, 2001. The Beavers needed just six innings to record the 8-0 victory against the Vikings.

The Pitch (2)

Oregon State junior hurler Monica Hoffman became the first pitcher in OSU history to throw four no-hitters in her career when she blanked Portland State University on April 22, 2003. Similar to Crystal Draper's no-no against the Viks in 2001, the Beavers needed just six innings to record the 9-0 victory. Five of Oregon State's 10 hits in the game were home runs, including a pair of long balls from Adrienne Alo.

The Inning

Oregon State rallied to score two runs in the bottom of the seventh inning and upset No. 6 ranked University of Washington, 2-1, on May 3, 2002. Third baseman Clare Burnum led-off the frame with her 17th double of the season. Shelly Prochaska's single through the right side scored Burnum to tie the game. With the bases loaded and one out, junior Jessica King belted a line drive into the left-center field gap to plate Michelle Chariton for the game-winner.

The Run

Oregon State finished the 2001 regular season with a 1-0, 9-inning, victory against No. 6 California on May 12. Senior Shawna Feldt, playing the final game of her career in Corvallis, scored the game-winner after a leadoff double, and was tackled by her teammates at home plate. The run was the 100th of Feldt's career, making her the all-time leader in runs scored for Oregon State.

The Single

Oregon State used a two-out 8th inning single up the middle from sophomore shortstop Mia Longfellow to earn a dramatic 2-1 victory against No. 7 ranked UCLA in the April 1, 2005 Pac-10 opener. The victory was just the seventh in school history for the Beavers against the defending NCAA National Champion Bruins and extended Oregon State's school record winning streak to 16 games.

The Grand Slam

Voted the "Best Performance" by any Oregon State sport during the 2005 school year, OSU's dramatic 4-0 home finale victory against No. 2 ranked University of Arizona on May 1, 2005 was a record-setting outing. Junior catcher Lisa Allen belted a sixth inning bases loaded two-out full-count pitch over the centerfield fence for her first career grand slam and sophomore pitcher Brianne McGowan amassed a career-high 12 strikeouts as the No. 8 ranked Beavers stunned the Wildcats. Oregon State won the season series against Arizona for the first time in program history and earned its first victory against the Wildcats in Corvallis since 1989. Little would OSU know - until the final day of the season - but that victory against Arizona gave Oregon State the tie-breaker in the Pac-10 Conference championship and the Beavers earned the Pac-10's automatic berth to the NCAA Tournament.

The Winning Streak

No. 7 ranked Oregon State won its school record 28th consecutive game - the longest streak in the nation since 2002 - by upsetting No. 3 ranked University of Arizona by a 2-1 score on March 31, 2006. The Beavers won their second straight Pac-10 opener and earned their second straight victory over eventual World Series Champion Arizona - a first in program history. The balanced OSU offense had seven players pick up hits in the game and All-American pitcher Brianne McGowan improved to 16-1 on the season.

The Postseason Opener

In the first ever NCAA postseason game hosted by Oregon State, the No. 7 ranked Beavers rallied for a 2-1 seventh inning victory over Nevada in the May 19, 2006 Corvallis Regional. OSU pitcher Brianne McGowan struck out 10 batters and Cambria Miranda ripped her 15th home run of the season, but it was Adrienne Alo's ground ball that slid under the Nevada shortstop's glove that plated the winning run.

The World Series Clincher

With their backs against the wall, No. 7 ranked Oregon State swept a double-header - 3-0 and 1-0 - against No. 6 ranked California in the NCAA Super Regional on May 28, 2006. The victories allowed OSU to clinch its first ever berth in the NCAA Women's College World Series. Oregon State scored three of its four runs on the day in the opening inning of play, with senior Vanessa Iapala's sacrifice fly plating the lone run in the title contest. Beaver pitcher Brianne McGowan threw every inning in the shutout victories and finished with nine strikeouts in the night-cap.

Game Records

Highest Attendance:
1,008.....vs. No. 5 Arizona (5/5/07)

Most Runs:
17 OSU 17, Alabama-Birmingham (3/29/06)

Most Hits:
16 OSU vs. Alabama-Birmingham (3/29/06)

Fewest Hits:
0 (3 times)..... OSU vs. Arizona (4/23/04)
..... Portland State (4/22/03)
..... Portland State (5/2/01)

Longest Game:
3:15.....vs. Arizona (4/27/03)

Shortest Game:
1:10.....vs. Portland State (5/2/01)

Most Innings:
12.....vs. Arizona State (4/5/08)

All-Time Oregon State Record: 118-78
OSU Record vs Ranked Opponents: 42-72