

2010 OREGON STATE RESULTS

DATE	OPPONENT	W/L/T	SCORE	OVERALL	CONF	ATTEND	GOALS SCORED
Aug 22, 2010	at Seattle University	W	3-0	1-0-0	0-0-0	214	Buckland, Chelsea (Eadie, Jayne), Richardson, Jenna (unassisted), Uchacz, Erin (Ingalls, Melinda)
Sep 03, 2010	vs Pacific	W	2-0	2-0-0	0-0-0	857	Galindo, Brittany (Wetzel, Courtney), Ingalls, Melinda (Wetzel, Courtney)
Sep 05, 2010	vs UC Davis	W	1-0	3-0-0	0-0-0	802	Ingalls, Melinda (Wetzel, Courtney; Sattler, Julia)
Sep 10, 2010	PORTLAND STATE	W	1-0	4-0-0	0-0-0	563	Ingalls, Melinda (Seal, Ashley)
Sep 17, 2010	BUTLER	W	3-0	5-0-0	0-0-0	367	Richardson, Jenna (Wetzel, Courtney), Ingalls, Melinda (Buckland, Chelsea) Buckland, Chelsea (Richardson, Jenna)
Sep 19, 2010	SAN DIEGO STATE	T(20T)	2-2	5-0-1	0-0-0	731	Miller, Megan (unassisted), Buckland, Chelsea (Folsom, Ashley)
Sep 24, 2010	at UC Irvine	L	0-1	5-1-1	0-0-0	429	-
Sep 26, 2010	vs UC Riverside	W	3-0	6-1-1	0-0-0	62	Uchacz, Erin (Wetzel, Courtney), Wetzel, Courtney (Richardson, Jenna) Buckland, Chelsea (Richardson, Jenna)
Oct 01, 2010	at Weber State	W	3-2	7-1-1	0-0-0	294	Cabrera, Milan (Freud, Justyne), Richardson, Jenna (Miller, Megan), Cabrera, Milan (Freud, Justyne)
Oct 03, 2010	at Utah	W	1-0	8-1-1	0-0-0	486	Ingalls, Melinda (Freud, Justyne)
Oct 08, 2010	at Oregon*	W	3-2	9-1-1	1-0-0	1280	Buckland, Chelsea (Richardson, Jenna), Seal, Ashley (Richardson, Jenna; Ingalls, Melinda) Buckland, Chelsea (Folsom, Ashley)
Oct 15, 2010	#19 USC*	W	1-0	10-1-1	2-0-0	874	Buckland, Chelsea (Seal, Ashley)
Oct 17, 2010	#16 UCLA*	W	3-0	11-1-1	3-0-0	736	Buckland, Chelsea (Miller, Megan), Meiggs, Lindsay (Wetzel, Courtney) Richardson, Jenna (Cabrera, Milan)
Oct 22, 2010	#19 at Washington State*	W	1-0	12-1-1	4-0-0	303	Richardson, Jenna (unassisted)
Oct 24, 2010	#19 at Washington*	W	1-0	13-1-1	5-0-0	1450	Richardson, Jenna (Buckland, Chelsea)
Oct 29, 2010	#15 ARIZONA STATE*	W	1-0	14-1-1	6-0-0	927	Ingalls, Melinda (Freud, Justyne)
Oct 31, 2010	#15 ARIZONA*	W	3-0	15-1-1	7-0-0	814	Folsom, Ashley (Wetzel, Courtney) Wetzel, Courtney (unassisted) Shaw, Haley (Wetzel, Courtney)
Nov 05, 2010	#13 at #1 Stanford*	L	0-2	15-2-1	7-1-0	1399	-
Nov 07, 2010	#13 at California*	L (20T)	0-1	15-3-1	7-2-0	170	-
Nov 12, 2010	#15 vs #24 Memphis	W	5-0	16-3-1	7-2-0		Richardson, Jenna (Buckland, Chelsea) Buckland, Chelsea (Wetzel, Courtney) Richardson, Jenna (Wetzel, Courtney) Ingalls, Melinda (Wetzel, Courtney) Richardson, Jenna (Galindo, Brittany)
Nov 14, 2010	#15 at #6 Oklahoma State	L	1-2	16-4-1	7-2-0	1408	Buckland, Chelsea (Wetzel, Courtney)

* Pacific-10 Conference match

2010 OREGON STATE GAME-BY-GAME TEAM STATISTICS

DATE	OPPONENT	SCORE	G	A	PTS	SH	SHOT%	SOG	SOG%	YC-RC	GW	PK-ATT	MIN.	GA	GA AVG	SAVES	SAVE%	W	L	T	SHO
Aug 22, 2010	at Seattle University	3-0	3	2	8	16	.188	9	.562	0-0	1	0-0	90	0	0.00	2	1.000	1	0	0	1
Sep 03, 2010	vs Pacific	2-0	2	2	6	13	.154	8	.615	3-0	1	0-0	90	0	0.00	1	1.000	1	0	0	1
Sep 05, 2010	vs UC Davis	1-0	1	2	4	15	.067	2	.133	1-0	1	0-0	90	0	0.00	3	1.000	1	0	0	1
Sep 10, 2010	PORTLAND STATE	1-0	1	1	3	18	.056	7	.389	0-0	1	0-0	90	0	0.00	3	1.000	1	0	0	1
Sep 17, 2010	BUTLER	3-0	3	3	9	19	.158	10	.526	1-0	1	0-0	90	0	0.00	1	1.000	1	0	0	1
Sep 19, 2010	SAN DIEGO STATE	2-2	2	1	5	28	.071	18	.643	2-0	0	0-0	110:00	2	0.32	4	.667	0	0	1	-
Sep 24, 2010	at UC Irvine	0-1	0	0	0	11	.000	6	.545	2-0	0	0-0	90:00	1	0.42	1	.500	0	1	0	-
Sep 26, 2010	vs UC Riverside	3-0	3	3	9	16	.188	9	.562	2-0	1	0-0	90:00	0	0.36	2	1.000	1	0	0	1
Oct 01, 2010	at Weber State	3-2	3	3	9	21	.143	13	.619	1-0	1	0-0	90:00	2	0.54	5	.714	1	0	0	-
Oct 03, 2010	at UTAH	1-0	1	1	3	13	.077	6	.462	1-1	1	0-0	90:00	0	0.49	5	1.000	1	0	0	1
Oct 08, 2010	at Oregon	3-2	3	4	10	10	.300	5	.500	2-0	1	0-0	90:00	2	0.62	3	.600	1	0	0	-
Oct 15, 2010	USC	1-0	1	1	3	14	.071	6	.429	0-0	1	0-0	90:00	0	0.57	4	1.000	1	0	0	1
Oct 17, 2010	UCLA	3-0	3	3	9	14	.214	7	.500	3-0	1	0-0	90:00	0	0.53	2	1.000	1	0	0	1
Oct 22, 2010	at Washington State	1-0	1	0	2	14	.071	3	.214	1-0	1	0-0	90:00	0	0.49	2	1.000	1	0	0	1
Oct 24, 2010	at Washington	1-0	1	1	3	15	.067	6	.400	2-0	1	0-0	90:00	0	0.46	2	1.000	1	0	0	1
Oct 29, 2010	ARIZONA STATE	1-0	1	1	3	14	.071	4	.286	1-0	1	0-0	90:00	0	0.43	7	1.000	1	0	0	1
Oct 31, 2010	ARIZONA	3-0	3	2	8	18	.167	8	.444	1-0	1	0-0	90:00	0	0.41	8	1.000	1	0	0	1
Nov 05, 2010	at Stanford	0-2	0	0	0	13	.000	5	.385	0-0	0	0-0	90:00	2	0.49	3	.600	0	1	0	-
Nov 07, 2010	at California	0-1	0	0	0	13	.000	9	.692	2-0	0	0-0	105:36	1	0.52	11	.917	0	1	0	-
Nov 12, 2010	vs Memphis	5-0	5	5	15	24	.208	13	.542	0-0	1	0-0	90:00	0	0.49	4	1.000	1	0	0	1
Nov 14, 2010	at Oklahoma State	1-2	1	1	3	13	.077	3	.231	0-0	0	0-0	90:00	2	0.56	3	.600	0	1	0	-
	Oregon State	38-12	38	36	112	332	.114	157	.473	25-1	16	0-0	1925:36	12	0.56	76	.864	16	4	1	14
	Opponent		12	11	35	199	.060	88	.442	16-2	4	0-0	1925:36	38	0.56	119	.758	4	16	1	3

2010 OREGON STATE INDIVIDUAL STATISTICS

OVERALL: 16-4-1 (6-0-1 home, 6-4-0 away, 4-0-0 neutral)

PACIFIC-10: 7-2-0 (2nd place) (4-0 home, 3-2 away)

NO.	NAME	GP-GS	MINS	G	A	PTS	SH	SHOT%	SOG	SOG%	YC-RC	GW	PK-ATT
12	Buckland,Chelsea	20-20	1502	10	3	23	67	.149	28	.418	4-0	4	0-0
3	Richardson,Jenna	19-11	1384	9	5	23	55	.164	23	.418	1-0	4	0-0
9	Ingalls,Melinda	21-21	1577	7	2	16	40	.175	21	.525	1-0	4	0-0
16	Wetzel,Courtney	20-20	1702	2	12	16	74	.027	34	.459	5-0	0	0-0
14	Cabrera,Milan	21-21	1881	2	1	5	7	.286	4	.571	4-0	1	0-0
4	Uchacz,Erin	13-1	487	2	0	4	6	.333	4	.667	0-0	1	0-0
26	Miller,Megan	15-8	753	1	2	4	11	.091	6	.545	1-0	0	0-0
10	Seal,Ashley	21-18	1412	1	2	4	10	.100	7	.700	1-0	0	0-0
18	Folsom,Ashley	21-21	1297	1	2	4	9	.111	3	.333	0-0	1	0-0
15	Freud,Justyne	21-3	982	0	4	4	13	.000	9	.692	3-0	0	0-0
22	Galindo,Brittany	21-21	1915	1	1	3	9	.111	3	.333	2-0	1	0-0
29	Shaw,Haley	11-1	316	1	0	2	9	.111	4	.444	0-0	0	0-0
19	Meiggs,Lindsay	17-17	1027	1	0	2	9	.111	5	.556	1-0	0	0-0
0	Eadie,Jayne	18-13	1235	0	1	1	2	.000	1	.500	1-1	0	0-0
17	Sattler,Julia	8-0	150	0	1	1	1	.000	1	1.000	0-0	0	0-0
13	Drobney,Jacy	20-14	1302	0	0	0	8	.000	3	.375	0-0	0	0-0
1	Dawson,Brandi	7-0	131	0	0	0	2	.000	1	.500	0-0	0	0-0
25	Gleffe,Katie	1-0	3	0	0	0	0	.000	0	.000	0-0	0	0-0
8	Niewoehner,Jessica	3-0	49	0	0	0	0	.000	0	.000	0-0	0	0-0
5	Boyd,Colleen	21-21	1926	0	0	0	0	.000	0	.000	1-0	0	0-0
Total		21	21031	38	36	112	332	.114	157	.473	25-1	16	0-0
Opponents		21	-	12	11	35	199	.060	88	.442	16-2	4	0-0

NO.	NAME	GP-GS	MINUTES	GA	AVG	SAVES	PCT	W	L	T	SHO
5	Boyd,Colleen	21-21	1925:36	12	0.56	76	.864	16	4	1	14
Total		21	1925:36	12	0.56	76	.864	16	4	1	14
Opponents		21	1925:36	38	1.78	119	.758	4	16	1	3

GOALS BY PERIOD	1ST	2ND	OT	OT2	TOTAL
Oregon State	11	27	0	0	38
Opponents	2	9	0	1	12

SHOTS BY PERIOD	1ST	2ND	OT	OT2	TOTAL
Oregon State	161	166	2	3	332
Opponents	71	121	5	2	199

SAVES BY PERIOD	1ST	2ND	OT	OT2	TOTAL
Oregon State	28	44	3	1	76
Opponents	56	59	2	2	119

CORNER KICKS BY PRD	1ST	2ND	OT	OT2	TOTAL
Oregon State	44	49	0	0	93
Opponents	38	40	4	0	82

FOULS BY PERIOD	1ST	2ND	OT	OT2	TOTAL
Oregon State	112	133	0	5	250
Opponents	95	84	0	2	181

2010 PACIFIC-10 STANDINGS

SCHOOL	TP	PAC-10	PCT.	OVERALL	PCT.
Stanford	27	9-0-0	1.000	23-1-2	.923
Oregon State	21	7-2-0	.788	16-4-1	.786
USC	16	5-3-1	.611	13-6-3	.659
UCLA	15	5-4-0	.556	13-8-2	.609
California	13	4-4-1	.500	9-6-5	.575
Washington	12	4-5-0	.444	13-9-2	.583
Arizona State	10	3-5-1	.389	9-8-3	.525
Oregon	10	3-5-1	.389	7-10-3	.425
Washington State	6	2-7-0	.222	7-13-0	.350
Arizona	3	1-8-0	.111	5-13-2	.300

Conference champion is determined by highest number of points (TP);
Win = 3, Tie = 1, Loss = 0

OSU IN THE PAC-10 STATS

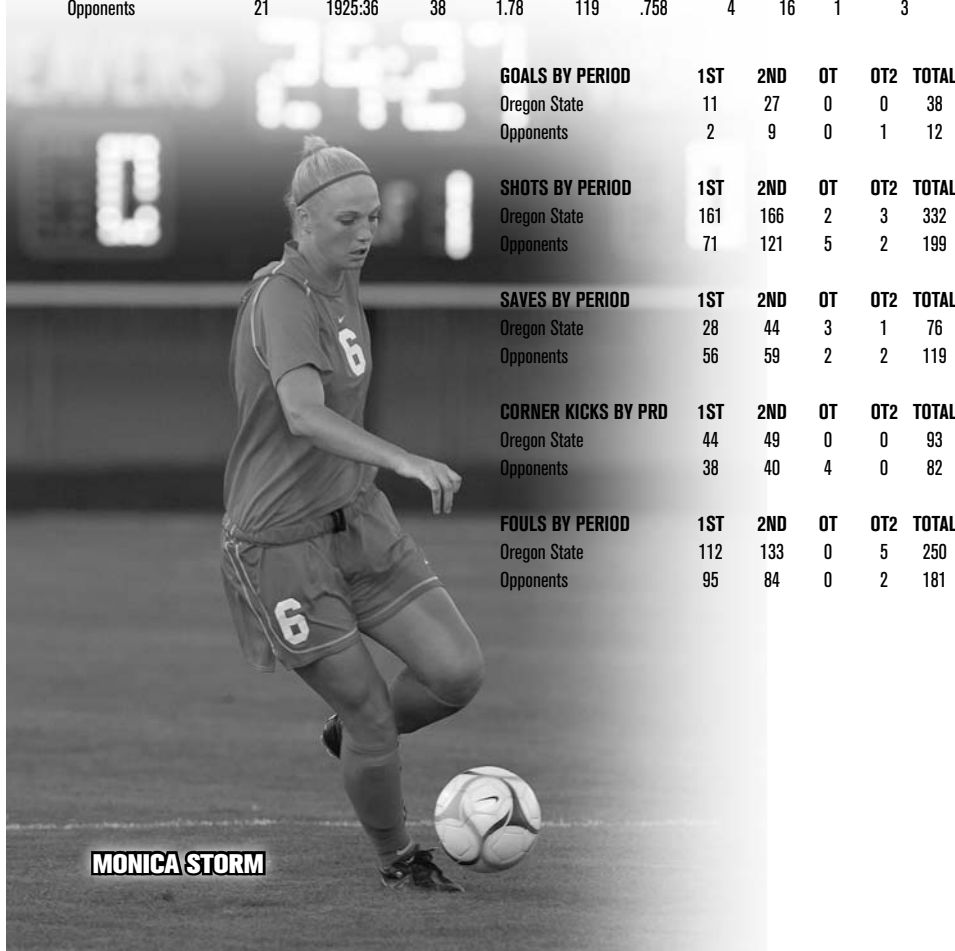
CATEGORY	TOTAL	RANK
Goals	38	5th
Goals Per Game	1.81	3rd
Assists	36	2nd
Assists Per Game	1.71	2nd
Points	112	3rd
Points Per Game	5.33	3rd
Shots	332	4th
Goals Allowed	12	1st
Goals Against Average	0.56	2nd
Saves	76	7th
Shutouts	14	2nd
Fouls	250	1st
Corner Kicks	93	6th
Offsides	47	3rd
Yellow Cards	25	1st

OSU INDIVIDUALS IN THE PAC-10 STATS

Colleen Boyd		
Goals Against Average	0.56	2nd
Save Percentage	.864	2nd
Saves	76	4th
Saves Per Game	3.62	7th
Shutouts	14	1st
Shutouts Per Game	0.67	1st
Chelsea Buckland		
Shots	67	6th
Shots Per Game	3.35	6th
Points	23	7th
Points Per Game	1.15	7th
Goals	10	6th
Goals Per Game	0.50	5th
Game-Winning Goals	4	3rd
Jenna Richardson		
Shots	55	9th
Shots Per Game	2.89	7th
Points	23	7th
Points Per Game	1.21	6th
Goals	9	8th
Goals Per Game	0.47	6th
Assists	5	10th
Assists Per Game	0.26	9th
Game-Winning Goals	4	3rd
Courtney Wetzel		
Shots	74	4th
Shots Per Game	3.70	5th
Assists	12	1st
Assists Per Game	0.60	1st

OREGON STATE IN THE NCAA STATS

Team		
Goals Against Average	0.561	11th
Shutout Percentage	0.667	4th
Colleen Boyd		
Goals Against Average	0.561	13th
Courtney Wetzel		
Assists Per Game	0.60	6th



MONICA STORM

OREGON STATE YEAR-BY-YEAR RECORDS

YEAR	COACH	OVERALL				HOME	AWAY	NEUTRAL	CONFERENCE			HOME	AWAY	POSTSEASON
		W	L	T	PCT.				RECORD	FINISH	RECORD			
1988	Dave Oberbillig	13	7	1	.643	6-2-0	4-4-1	3-1-0	—	independent	—	—		
1989	Dave Oberbillig	8	11	0	.421	5-4-0	2-5-0	1-2-0	4-3-0	3rd NWCS	3-1-0	1-2-0		
1990	Dave Oberbillig	8	7	4	.526	4-2-0	4-4-1	0-1-3	4-1-0	2nd NWCS	2-1-0	2-0-0		
1991	Dave Oberbillig	2	12	2	.188	1-3-1	1-6-1	0-3-0	1-2-2	4th NWCS	0-1-1	1-1-1		
1992	Tom Rowney	9	7	1	.559	4-4-0	5-3-0	0-0-1	3-1-0	2nd NWCS	2-1-0	1-0-0		
1993	Tom Rowney	11	6	0	.647	7-0-0	4-6-0	0-0-0	2-2-0	3rd Pac-10	1-0-0	1-2-0		
1994	Tom Rowney	13	5	0	.722	4-3-0	6-1-0	3-1-0	3-1-0	N/A	2-0-0	1-1-0	NCAA (1st Round)	
1995	Tom Rowney	14	6	0	.700	10-2-0	4-4-0	0-0-0	4-3-0	t-3rd Pac-10	2-1-0	2-2-0		
1996	Tom Rowney	5	15	0	.250	5-6-0	0-6-0	0-3-0	1-6-0	7th Pac-10	1-3-0	0-3-0		
1997	Tom Rowney	2	15	2	.158	1-8-0	0-5-1	1-2-1	0-9-0	10th Pac-10	0-5-0	0-4-0		
1998	Steve Fennah	6	12	1	.342	4-4-0	2-7-0	0-1-1	1-8-0	9th Pac-10	1-3-0	0-5-0		
1999	Steve Fennah	8	11	1	.425	2-6-1	4-5-0	2-0-0	1-8-0	t-9th Pac-10	0-5-0	1-3-0		
2000	Steve Fennah	6	13	2	.333	4-7-1	1-6-1	1-0-0	0-7-2	9th Pac-10	0-3-1	0-4-1		
2001	Steve Fennah	10	8	2	.550	6-4-0	3-4-2	1-0-0	2-6-1	t-7th Pac-10	2-3-0	0-3-1		
2002	Steve Fennah	9	9	2	.500	7-4-0	2-4-2	0-1-0	2-7-0	8th Pac-10	1-3-0	1-4-0		
2003	Steve Fennah	7	11	2	.400	4-5-0	3-5-2	0-1-0	3-5-1	6th Pac-10	1-4-0	2-1-1		
2004	Steve Fennah	10	9	1	.525	8-3-0	1-6-1	1-0-0	4-4-1	7th Pac-10	3-1-0	1-3-1		
2005	Steve Fennah	10	8	1	.553	5-4-1	2-4-0	3-0-0	3-5-1	8th Pac-10	1-3-1	2-2-0		
2006	Steve Fennah	8	10	2	.450	5-5-0	3-4-1	0-1-1	1-8-0	10th Pac-10	0-4-0	1-4-0		
2007	Steve Fennah	7	10	3	.350	5-7-1	0-2-1	2-1-1	0-7-2	10th Pac-10	0-6-1	0-1-1		
2008	Linus Rhode	6	11	2	.368	4-4-1	1-6-1	1-1-0	1-7-1	10th Pac-10	1-3-0	0-4-1		
2009	Linus Rhode	14	8	1	.630	5-4-1	5-4-0	4-0-0	4-5-0	t-5th Pac-10	2-3-0	2-2-0	NCAA (Sweet 16)	
2010	Linus Rhode	16	4	1	.825	6-0-1	6-4-0	4-0-0	7-2-0	2nd Pac-10	4-0-0	3-2-0	NCAA (2nd Round)	
Totals	23 seasons	202	215	31	.485	112-91-8	63-105-15	27-19-8	51-107-11		29-54-4	22-53-7		

OREGON STATE YEAR-BY-YEAR INDIVIDUAL LEADERS

YEAR	GOALS	ASSISTS	POINTS	SHOTS	GK SAVES
1988	(10) Kela Hinds	(9) Kela Hinds	(29) Kela Hinds	—	—
1989	(10) Kela Hinds	(4) Hinds & McClellan	(24) Kela Hinds	—	—
1990	(6) Kela Hinds	(4) three players tied	(16) Kela Hinds	—	—
1991	(5) Brandy DuBois	(5) Cacey Zimmer	(11) Brandy DuBois	—	—
1992	(7) Jenna Leavitt	(6) Cacey Zimmer	(19) Jenna Leavitt	—	—
1993	(12) Jenna Leavitt	(7) Jeanette Scotti	(30) Jenna Leavitt	(44) Jenna Leavitt	(80) Michelle Mitchell
1994	(19) Val Williams	(9) Val Williams	(47) Val Williams	(57) Val Williams	(55) Michelle Mitchell
1995	(15) Val Williams	(7) Val Williams	(37) Val Williams	(53) Val Williams	(98) Michelle Mitchell
1996	(6) Karey Dyson	(6) Lindy Brown	(15) Karey Dyson	(37) Lindy Brown	(114) Michelle Mitchell
1997	(4) Brown & Christensen	(6) Lindsay Allori	(10) Lindsay Allori	(39) Lindy Brown	(128) Kristen Dulacki
1998	(8) Lindy Brown	(4) Brown & Fallow	(20) Lindy Brown	(42) Lindy Brown	(116) Elizabeth Pease
1999	(7) BreeAnna Jolin	(5) Leila Kaady	(14) Henderson & Jolin	(49) Dante Lipfert	(56) Elizabeth Pease
2000	(5) Dante Lipfert	(4) Crabtree & Jolin	(11) Dante Lipfert	(48) Morgan Crabtree	(91) Jerika Duran
2001	(7) Beem & Henderson	(6) Katie Henderson	(20) Katie Henderson	(49) Morgan Crabtree	(84) Jo Fletcher
2002	(8) Courtney Carter	(5) Lindsey Beem	(19) Courtney Carter	(56) Lindsey Beem	(106) Jo Fletcher
2003	(11) Tessa Baker	(6) Lindsey Beem	(25) Tessa Baker	(51) Tessa Baker	(90) Melissa Onstad
2004	(15) Jodie Taylor	(6) Stacey Mescher	(32) Jodie Taylor	(64) Jodie Taylor	(87) Melissa Onstad
2005	(10) Jodie Taylor	(6) Jodie Taylor	(26) Jodie Taylor	(61) Jodie Taylor	(79) Melissa Onstad
2006	(8) Jodie Taylor	(7) Jodie Taylor	(23) Jodie Taylor	(64) Jodie Taylor	(81) Melissa Onstad
2007	(14) Jodie Taylor	(6) Rachael Axon	(32) Jodie Taylor	(80) Jodie Taylor	(54) Caitlin Seeley
2008	(4) Najma Homidi	(3) Courtney Wetzel	(9) Najma Homidi	(52) Najma Homidi	(67) Colleen Boyd
2009	(7) Chelsea Buckland	(4) Rachael Axon; Courtney Wetzel	(16) Chelsea Buckland	(54) Chelsea Buckland	(48) Colleen Boyd
2010	(10) Chelsea Buckland	(12) Courtney Wetzel	(23) Chelsea Buckland; Jenna Richardson	(74) Courtney Wetzel	(76) Colleen Boyd

OREGON STATE YEAR-BY-YEAR TEAM STATISTICS

YEAR	GAMES	GOALS	ASSISTS	POINTS	GOALS/GAME	SHOTS	CORNER KICKS	FOULS	GOALS ALLOWED	GAA	GK SAVES	SHUTOUTS
1988	21	45	31	121	2.14	—	—	—	23	1.08	—	9
1989	19	32	23	87	1.68	—	—	—	41	2.05	—	3
1990	19	33	23	89	1.74	—	—	—	25	1.23	—	7
1991	16	16	7	39	1.00	—	—	—	52	3.06	—	1
1992	17	35	27	97	2.06	—	—	—	30	1.70	—	4
1993	17	40	29	109	2.35	189	62	207	22	1.25	80	6
1994	18	43	38	124	2.39	195	72	238	28	1.56	62	4
1995	20	41	30	112	2.05	235	77	265	22	1.08	103	7
1996	20	21	20	62	1.05	181	48	208	36	1.77	127	3
1997	19	15	9	39	0.79	199	39	245	55	2.78	142	2
1998	19	20	17	57	1.05	183	57	247	42	2.14	116	4
1999	20	27	16	70	1.35	268	68	250	42	2.06	76	4
2000	21	21	20	62	1.00	298	101	278	37	1.63	111	1
2001	20	33	30	96	1.65	288	87	226	25	1.22	91	3
2002	20	34	30	98	1.70	297	57	333	26	1.26	111	6
2003	20	27	20	74	1.35	223	50	310	30	1.46	133	5
2004	20	25	21	71	1.25	199	42	243	23	1.11	94	9
2005	19	24	22	70	1.26	201	52	274	22	1.12	81	7
2006	20	25	26	76	1.25	227	62	195	27	1.31	85	5
2007	20	31	27	89	1.55	280	67	200	30	1.41	91	5
2008	19	16	12	44	0.81	228	76	212	25	1.26	82	3
2009	23	34	29	97	1.46	321	78	283	21	0.90	71	7
2010	21	38	36	112	1.81	332	93	250	12	0.56	76	14

school records in bold

OSU TEAM GAME RECORDS

GOALS	
8	vs. Linfield (11/3/1988)
8	vs. Lamar (9/16/2007)
7	vs. Seattle (10/21/1989)
6	vs. Lewis & Clark (11/1/1988)
6	vs. Simon Fraser (9/29/1991)
6	vs. Gonzaga (9/27/1993)
6	vs. Eastern Washington (9/27/1997)

ASSISTS	
6	vs. Seattle (10/21/1989)
6	vs. Gonzaga (9/27/1993)
6	vs. UC Irvine (10/8/1994)
6	vs. Hawaii (10/22/1995)
6	vs. New Mexico (10/4/2002)
6	vs. Arizona (10/27/2002)
6	vs. Lamar (9/16/2007)

POINTS	
22	vs. Lamar (8g, 6a) (9/16/2007)
20	vs. Seattle (7g, 6a) (10/21/1989)
18	vs. Linfield (8g, 2a) (11/3/1988)
18	vs. Gonzaga (6g, 6a) (9/27/1993)
17	vs. Lewis & Clark (6g, 5a) (11/1/1988)

SHOTS	
42	vs. Eastern Washington (9/27/1997)
36	vs. Portland State (9/26/2000)
35	vs. Westmont (9/16/1990)

CORNER KICKS	
13	vs. Boise State (9/24/2000)
12	vs. George Fox (10/1/1992)
12	vs. Portland State (9/26/2000)
12	vs. Portland State (9/25/2001)

FOULS COMMITTED	
26	vs. Arizona (10/27/2002)
24	vs. Eastern Washington (9/26/1998)
24	vs. San Francisco (9/5/2003)

FIRST-HALF GOALS	
7	vs. Seattle (10/21/1989)
5	vs. Air Force (9/27/2002)
4	vs. Linfield (11/3/1988)

SECOND-HALF GOALS	
5	vs. Lamar (9/16/2007)
4	eight times, last vs. Memphis (11/12/2010)

LEAST TIME BETWEEN GOALS	
10 sec.	vs. Lamar (9/16/2007) (Jetta Sadusky and Jodie Taylor)

LEAST TIME BEFORE FIRST GOAL	
1 min., 0 sec.	vs. San Diego State (9/24/1993) (San Diego State own goal)
1 min., 42 sec.	vs. Washington State (10/25/93) (Jenna Leavitt)

LARGEST MARGIN OF VICTORY	
8	vs. Linfield (8-0) (11/3/1988)
8	vs. Lamar (8-0) (9/16/2007)

LARGEST MARGIN OF DEFEAT	
10	vs. Montana (0-10) (9/5/1997)

SAVES	
22	vs. California (9/21/1991)
19	vs. Stanford (9/22/1991)
18	vs. Cal Poly SLO (9/11/1997)

CONSECUTIVE SHUTOUTS	
6 games	2010
5 games	1993
4 games	2007

CONSECUTIVE SCORELESS MINUTES	
580 min., 8 sec.	2010

OPPONENT GAME RECORDS

GOALS	
10	by Montana (9/5/1997)

SHOTS	
45	by Stanford (9/22/1991)
37	by USC (10/23/1988)
36	by Cal Poly SLO (9/11/1997)

CORNER KICKS	
17	by UCLA (10/13/2000)
17	by Washington (10/22/2004)
16	by Montana (10/2/1988)
16	by USC (10/23/1988)

FOULS COMMITTED	
25	by Washington (10/15/2006)
24	by UC Irvine (8/30/1997)
24	by UC Riverside (9/9/2007)
23	by Arizona (10/27/2002)
23	by Oregon (1/12/2007)

FIRST-HALF GOALS	
7	by Montana (9/5/1997)

SECOND-HALF GOALS	
4	several times, last by USC (10/14/2007)

SAVES	
19	by Pacific (9/11/1995)
18	by USC (9/18/1993)
17	by Gonzaga (10/2/1994)

CONSECUTIVE SHUTOUTS	
4 games	1991, 1997, 2007

INDIVIDUAL GAME RECORDS

POINTS		POINTS	
1.	Jenna Leavitt (4g, 1a) vs. Gonzaga (9/27/1993)	9	
2.	Jenna Leavitt (3g, 2a) vs. California (9/16/1994)	8	
	Val Williams (4g, 0a) vs. SDSU (10/9/1994)	8	
4.	Val Williams (3g, 1a) vs. Portland St. (9/9/1994)	7	
	Jodie Taylor (3g, 1a) vs. Boise St. (9/21/2007)	7	

GOALS		GOALS	
1.	Jenna Leavitt vs. Gonzaga (9/27/1993)	4	
	Val Williams vs. San Diego State (10/9/1994)	4	
3.	Kela Hinds vs. Oregon (10/27/1988)	3	
	Val Williams vs. Portland State (9/9/1994)	3	
	Jenna Leavitt vs. California (9/16/1994)	3	
	Jeanette Scotti vs. Sacramento St. (9/9/1996)	3	
	BreeAnna Jolin vs. Gonzaga (9/1/1999)	3	
	Lindsey Beem vs. Oregon (11/4/2001)	3	
	Courtney Carter vs. Air Force (9/27/2002)	3	
	Jodie Taylor vs. Montana (9/7/2007)	3	
	Jodie Taylor vs. Lamar (9/16/2007)	3	
	Red Nixon vs. Lamar (9/16/2007)	3	
	Jenna Richardson vs. Memphis (11/12/2010)	3	

ASSISTS		ASSISTS	
1.	Cacey Zimmer vs. Western Wash. (9/29/1991)	3	
	Lindsay Allori vs. Eastern Wash. (9/27/1997)	3	
	Courtney Wetzel vs. Memphis (11/12/2010)	3	

SHOTS (SINCE 1993)		SHOTS	
1.	Jodie Taylor vs. Lamar (9/16/2007)	11	
2.	Brandi DuBois vs. Gonzaga (10/10/1992)	10	
	Lindy Brown vs. Eastern Wash. (9/27/1997)	10	
	Tessa Baker vs. Idaho (9/7/2003)	10	

SAVES		SAVES	
1.	Kristen Dulacki vs. Cal Poly SLO (9/11/1997)	18	
2.	Cathy Robertson vs. California (9/21/1991)	17	
3.	Michelle Mitchell vs. Seattle (10/2/1993)	16	
	Michelle Mitchell vs. Connecticut (9/15/1996)	16	
	Kristen Dulacki vs. Brigham Young (9/19/1997)	16	
	Elizabeth Pease vs. Montana (10/2/1998)	16	
	Jo Fletcher vs. UCLA (10/28/2001)	16	

LEAST TIME BETWEEN GOALS	
10 seconds.	Lamar (9/16/2007) Jodie Taylor and Jetta Sadusky

TEAM STREAK RECORDS

LONGEST WINNING STREAK	
10 games	2010

LONGEST UNBEATEN STREAK	
10 games	2010

LONGEST HOME WINNING STREAK	
9 games	1993 (7 games) - 1994 (2 games)

LONGEST HOME UNBEATEN STREAK	
9 games	1993 (7 wins) - 1994 (2 wins)

LONGEST CONFERENCE WINNING STREAK	
8 games	2009 (1 win) - 2010 (7 wins)

LONGEST CONFERENCE UNBEATEN STREAK	
8 games	2009 (1 win) - 2010 (7 wins)

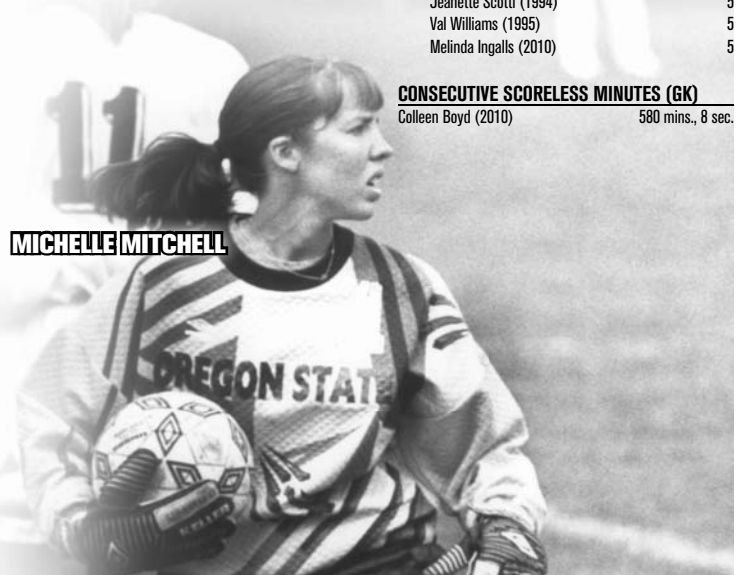
INDIVIDUAL STREAK RECORDS

CONSECUTIVE GAMES WITH A GOAL		
1.	Val Williams (1994)	11
2.	Val Williams (1995)	5
3.	Karissa Pedersen (1988)	4
	Jenna Leavitt (1993)	4
	Val Williams (1995)	4
	Katie Henderson (1999)	4
	Tessa Baker (2003)	4
	Jodie Taylor (2004)	4
	Jessica Velazquez (2006)	4
	Melinda Ingalls (2010)	4

CONSECUTIVE GAMES WITH AN ASSIST		
1.	Val Williams (1994)	5
2.	Kela Hinds (1988)	3
	Kela Hinds (1990)	3
	Dionne Richardson (1992)	3
	Angela Davis (1993)	3
	Nikki Etheredge (1994)	3
	Val Williams (1994)	3
	Val Williams (1995)	3
	Lindsey Beem (2002)	3
	Stacey Mescher (2005)	3
	Jetta Sadusky (2006)	3
	Jodie Taylor (2006)	3
	Courtney Wetzel (2010)	3

CONSECUTIVE GAMES WITH A POINT		
1.	Val Williams (1994)	13
2.	Jodie Taylor (2004)	8
3.	Kela Hinds (1988)	5
	Karissa Pedersen (1988)	5
	Jeanette Scotti (1994)	5
	Val Williams (1995)	5
	Melinda Ingalls (2010)	5

CONSECUTIVE SCORELESS MINUTES (GK)	
Colleen Boyd (2010)	580 mins., 8 sec.



OSU SEASON RECORDS

POINTS	G	A	PTS.
1. Val Williams (1994)	19	9	47
2. Val Williams (1995)	15	7	37
3. Jodie Taylor (2004)	15	2	32
Jodie Taylor (2007)	14	4	32
5. Jenna Leavitt (1993)	12	6	30
6. Kela Hinds (1988)	10	9	29
7. Jodie Taylor (2005)	10	6	26
8. Tessa Baker (2003)	11	3	25
9. Karissa Pedersen (1988)	9	6	24
Kela Hinds (1989)	10	4	24
Jenna Leavitt (1994)	8	8	24

GOALS	GOALS
1. Val Williams (1994)	19
2. Val Williams (1995)	15
Jodie Taylor (2004)	15
Jodie Taylor (2007)	14
5. Jenna Leavitt (1993)	12
6. Tessa Baker (2003)	11
7. Kela Hinds (1988)	10
Kela Hinds (1989)	10
Jodie Taylor (2005)	10
Chelsea Buckland (2010)	10

ASSISTS	ASSISTS
1. Courtney Wetzel (2010)	12
2. Kela Hinds (1988)	9
Val Williams (1994)	9
4. Jenna Leavitt (1994)	8
5. Jeanette Scotti (1993)	7
Val Williams (1995)	7
Jodie Taylor (2006)	7
8. many tied, most recently	6
Rachael Axon (2007)	6

GAME-WINNING GOALS	NO.
1. Val Williams (1994)	8
2. Jodie Taylor (2004)	6
3. Karissa Pedersen (1988)	5
Val Williams (1995)	5
5. Jodie Taylor (2005, 2006, 2007)	4
Chelsea Buckland (2009)	4
Melinda Ingalls (2009)	4
Chelsea Buckland (2010)	4
Melinda Ingalls (2010)	4
Jenna Richardson (2010)	4

MULTI-GOAL GAMES	NO.
1. Kela Hinds (1988)	3
Jenna Leavitt (1994)	3
Val Williams (1994)	3
Courtney Carter (2002)	3
Jodie Taylor (2004)	3
Jodie Taylor (2005)	3
Jodie Taylor (2007)	3
Red Nixon (2007)	3

MULTI-ASSIST GAMES	NO.
1. Kela Hinds (1988)	3
Jenna Leavitt (1994)	3
Courtney Wetzel (2010)	3
3. several tied, most recently	2
Jenna Richardson (2010)	2

SHOTS	SHOTS
1. Jodie Taylor (2007)	80
2. Courtney Wetzel (2010)	74
3. Chelsea Buckland (2010)	67
4. Jodie Taylor (2004)	64
Jodie Taylor (2006)	64
6. Jodie Taylor (2005)	61
7. Val Williams (1994)	57
8. Lindsey Beem (2002)	56
9. Jenna Richardson (2010)	55
10. Chelsea Buckland (2009)	54

GOALS-AGAINST AVERAGE	MIN.	GA	AVG.
1. Colleen Boyd (2010)	1,925	12	0.56
2. Melissa Onstad (2004)	1,683	18	0.96
3. Colleen Boyd (2009)	1,289	14	0.98
4. Melissa Onstad (2005)	1,714	20	1.05
5. Michelle Mitchell (1995)	1,695	21	1.12
6. Leslie Butler (1988)	1,430	18	1.13
7. Dinah Marsh (1990)	1,860	25	1.21
8. Jo Fletcher (2001)	1,676	23	1.24
9. Jo Fletcher (2002)	1,819	25	1.24
10. Melissa Onstad (2006)	1,817	25	1.24

(minimum 50 percent of team's minutes played)

SAVES	SAVES
1. Kristen Dulacki (1997)	128
2. Elizabeth Pease (1998)	116
3. Michelle Mitchell (1996)	114
4. Jo Fletcher (2002)	106
5. Michelle Mitchell (1995)	98

(since 1993)

SOLO SHUTOUTS	SO
1. Colleen Boyd (2010)	14
2. Melissa Onstad (2004)	8
3. Melissa Onstad (2005)	7
4. Dinah Marsh (1990)	6
Michelle Mitchell (1993)	6
Michelle Mitchell (1995)	6
Jo Fletcher (2002)	6
8. Melissa Onstad (2006)	5
9. Melissa Onstad (2003)	4
Colleen Boyd (2009)	4

OSU CAREER RECORDS

POINTS	G	A	PTS.
1. Jodie Taylor (2004-07)	47	19	113
2. Jenna Leavitt (1990-94)	31	23	85
3. Val Williams (1994-95)	34	16	84
4. Kela Hinds (1988-90)	26	17	69
5. Katie Henderson (1999-02)	21	14	56
6. Jeanette Scotti (1993-96)	21	12	54
Lindy Brown (1995-98)	20	14	54
8. Brandy Dubois (1989-92)	18	10	46
9. Cacey Zimmer (1990-93)	13	17	43
Stacey Mescher (2002-05)	13	17	43

GOALS	GOALS
1. Jodie Taylor (2004-07)	47
2. Val Williams (1994-95)	34
3. Jenna Leavitt (1990-94)	31
4. Kela Hinds (1988-90)	26
5. Jeanette Scotti (1993-96)	21
Katie Henderson (1999-02)	21
7. Lindy Brown (1995-98)	20
8. Brandy DuBois (1989-92)	18
9. Karey Dyson (1993-96)	17
Chelsea Buckland (2009-10)	17

ASSISTS	ASSISTS
1. Jenna Leavitt (1990-94)	23
2. Courtney Wetzel (2007-10)	22
3. Jodie Taylor (2004-07)	19
4. Kela Hinds (1988-90)	17
Cacey Zimmer (1990-93)	17
Stacey Mescher (2002-05)	17
7. Val Williams (1994-95)	16
Lindsey Beem (2000-03)	16
9. Lindsay Allori (1994-97)	14
Lindy Brown (1995-98)	14
Katie Henderson (1999-02)	14

GAME-WINNING GOALS	NO.
1. Jodie Taylor (2004-07)	18
2. Val Williams (1994-95)	13
3. Jeanette Scotti (1993-96)	9
4. Chelsea Buckland (2009-10)	8
Kela Hinds (1988-90)	8
Melinda Ingalls (2009-10)	8
7. BreeAnna Jolin (1998-01)	7
8. Karey Dyson (1993-96)	6
Lindy Brown (1995-98)	6
Katie Henderson (1999-02)	6
Stacey Mescher (2002-05)	6

MULTI-GOAL GAMES	NO.
1. Jodie Taylor (2004-07)	10
2. Jenna Leavitt (1990-94)	7
3. Kela Hinds (1988-90)	6
4. Jeanette Scotti (1993-96)	4
Val Williams (1994-95)	4

MULTI-ASSIST GAMES	NO.
1. Jenna Leavitt (1990-94)	6
Jodie Taylor (2004-07)	6
3. Kela Hinds (1988-90)	4
Courtney Wetzel (2007-10)	4
5. Cacey Zimmer (1990-93)	3
Lindsay Allori (1994-97)	3

SHOTS	SHOTS
1. Jodie Taylor (2004-07)	269
2. Lindy Brown (1995-98)	146
3. Courtney Wetzel (2007-10)	138
4. Morgan Crabtree (1999-02)	137
Katie Henderson (1999-02)	137
6. Stacey Mescher (2002-05)	133
7. Lindsey Beem (2000-03)	131
8. Chelsea Buckland (2009-Present)	121
9. Melissa Peck (2006-09)	115
10. Val Williams (1994-95)	110
Courtney Carter (2000-04)	110

GOALS-AGAINST AVERAGE	MIN.	GA	AVG.
1. Colleen Boyd (2008-Present)	4,605	44	0.86
2. Ashley Wood (2005-09)	1,790	20	1.01
3. Melissa Onstad (2003-06)	6,593	83	1.13
4. Jo Fletcher (2001-02)	3,495	48	1.24
5. Michelle Mitchell (1993-96)	6,311	101	1.44
6. Jerika Duran (1999-00)	2,158	35	1.46
7. Leslie Butler (1988-89)	3,230	59	1.64
8. Dinah Marsh (1990-92)	3,999	87	1.96

(minimum two seasons and 1,500 minutes played)

SAVES	SAVES
1. Michelle Mitchell (1993-96)	347
2. Melissa Onstad (2003-06)	337
3. Elizabeth Pease (1997-00)	201
4. Colleen Boyd (2008-Present)	191
5. Jo Fletcher (2001-02)	190
6. Kristen Dulacki (1994-97)	145
7. Jerika Duran (1999-00)	111

(since 1993)

SOLO SHUTOUTS	SO
1. Melissa Onstad (2003-06)	24
2. Colleen Boyd (2008-Present)	20
3. Michelle Mitchell (1993-96)	17
4. Jo Fletcher (2001-02)	8
5. Dinah Marsh (1990-92)	7
6. Leslie Butler (1988-89)	6
7. Elizabeth Pease (1997-00)	5

GAMES PLAYED	NO.
1. Melissa Peck (2006-09)	81
Courtney Wetzel (2007-10)	81
3. Red Nixon (2006-09)	80
4. Melena Ertler (2001-04)	79
Liz Washburn (2003-06)	79
5. Jona Maukonen (1995-98)	78
Sunny Miller (1996-99)	78
Whitney Horn (1999-02)	78
Stacey Mescher (2002-05)	78
Jodie Taylor (2004-07)	78

(since 1992)

GAMES STARTED	NO.
1. Melena Ertler (2001-04)	78
2. Jona Maukonen (1995-98)	77
3. Whitney Horn (1999-02)	76
Stacey Mescher (2002-05)	76
Courtney Wetzel (2007-10)	76
6. Lindy Brown (1995-98)	75
Monica Storm (2004-07)	75
7. Karey Dyson (1993-96)	74
Katie Henderson (1999-02)	74
Jodie Taylor (2004-07)	74

(since 1993)



MELISSA ONSTAD

SENIOR RECORDS

POINTS	G	A	PTS.
1. Jodie Taylor (2007)	14	4	32
2. Jenna Leavitt (1994)	8	8	24
3. Lindy Brown (1998)	8	4	20

GOALS	NO.
1. Jodie Taylor (2007)	14
2. Jenna Leavitt (1994)	8
Lindy Brown (1998)	8

ASSISTS	NO.
1. Courtney Wetzel (2010)	12
2. Jenna Leavitt (1994)	8
3. Lindsay Allori (1997)	6

SHOTS (SINCE 1993)	NO.
1. Jodie Taylor (2007)	80
2. Courtney Wetzel (2010)	74
3. Lindy Brown (1998)	42

SAVES	NO.
1. Kristen Dulacki (1997)	128
2. Michelle Mitchell (1996)	114
3. Jo Fletcher (2002)	106

SOPHOMORE RECORDS

POINTS	G	A	PTS.
1. Val Williams (1995)	15	7	37
2. Kela Hinds (1988)	10	9	29
3. Jodie Taylor (2005)	10	6	26

GOALS	NO.
1. Val Williams (1995)	15
2. Tessa Baker (2003)	11
3. Kela Hinds (1988)	10
Jodie Taylor (2005)	10
Chelsea Buckland (2010)	10

ASSISTS	NO.
1. Kela Hinds (1988)	9
2. Val Williams (1995)	7
3. Lindy Brown (1996)	6
Jodie Taylor (2005)	6

SHOTS (SINCE 1993)	NO.
1. Jodie Taylor (2005)	61
2. Lindsey Beem (2002)	56
3. Val Williams (1995)	53

SAVES	NO.
1. Elizabeth Pease (1998)	116
2. Melissa Onstad (2004)	87
3. Michelle Mitchell (1994)	55

JUNIOR RECORDS

POINTS	G	A	PTS.
1. Jenna Leavitt (1993)	12	6	30
2. Karissa Pedersen (1988)	9	6	24
Kela Hinds (1989)	10	4	24

GOALS	NO.
1. Jenna Leavitt (1993)	12
2. Kela Hinds (1989)	10
3. Karissa Pedersen (1988)	9

ASSISTS	NO.
1. Jodie Taylor (2006)	7
2. several tied	6

SHOTS (SINCE 1993)	NO.
1. Jodie Taylor (2006)	64
2. Morgan Crabtree (2001)	49
3. Courtney Carter (2002)	46

SAVES	NO.
1. Michelle Mitchell (1995)	98
2. Jo Fletcher (2001)	84
3. Melissa Onstad (2005)	79

FRESHMAN RECORDS

POINTS	G	A	PTS.
1. Val Williams (1994)	19	9	47
2. Jodie Taylor (2004)	15	2	32
3. Jenna Richardson (2010)	9	5	23

GOALS	NO.
1. Val Williams (1994)	19
2. Jodie Taylor (2004)	15
3. Jenna Richardson (2010)	9

ASSISTS	NO.
1. Val Williams (1994)	9
2. Jeanette Scotti (1993)	7
3. Angela Davis (1993)	6

SHOTS (SINCE 1993)	NO.
1. Jodie Taylor (2004)	64
2. Val Williams (1994)	57
3. Jenna Richardson (2010)	55

SAVES	NO.
1. Melissa Onstad (2003)	90
2. Michelle Mitchell (1993)	80

NATIONAL & REGIONAL INDIVIDUAL HONORS

RACHAEL AXON

- 2009 NSCAA Scholar All-America second team
- 2009 NSCAA All-Pacific Region second team

COLLEEN BOYD

- 2010 NSCAA All-American Third Team
- 2010 NSCAA All-Pacific Region First Team
- 2009 ESPN The Magazine Academic All-District VIII Second Team

CHELSEA BUCKLAND

- 2010 NSCAA All-Pacific Region Third Team

BRITTANY GALINDO

- 2010 NSCAA All-Pacific Region Second Team

JENNA RICHARDSON

- 2010 Soccer America Freshman All-American first team

JODIE TAYLOR

- 2004 Soccer Buzz Freshman All-American first team
- 2004 Soccer Buzz West Region Freshman of the Year
- 2004 Soccer Buzz All-West Region second team
- 2004 NSCAA All-West Region third team
- 2005 Soccer Buzz All-West Region second team
- 2005 NSCAA All-West Region third team
- 2006 NSCAA All-West Region second team
- 2006 Soccer Buzz All-West Region third team
- 2007 ESPN The Magazine Academic All-District VIII

COURTNEY WETZEL

- 2010 NSCAA All-Pacific Region Second Team

VAL WILLIAMS

- 1995 NSCAA All-American third team

ASHLEY WOOD

- 2009 ESPN The Magazine Academic All-District VIII Second Team

LORENZ FIELD RECORDS

FIRST GAME — USC 5, Oregon State 1, Sept. 20, 1996
FIRST GOAL — Sunny Miller (Lindy Brown), Oregon State, 18:00
FIRST OSU WIN — Oregon State 1, Portland State 0, Sept. 22, 1996
POINTS, INDIVIDUAL — 7, Jodie Taylor (vs. Lamar) in 2007
ASSISTS, INDIVIDUAL — 3, twice: Lindsay Allori (vs. Eastern Wash.) in 1997; Jen O'Sullivan of Stanford in 1997
SAVES, INDIVIDUAL — 18, Kristen Dulacki (vs. Cal Poly) in 1997
POINTS, TEAM — 24 (8 goals, 6 assists) by Oregon State (vs. Lamar) in 2007
GOALS, TEAM — 8 by Oregon State (vs. Lamar) in 2007
ASSISTS, TEAM — 6 by Oregon State (vs. New Mexico) in 2002; 6 by Oregon State (vs. Arizona) in 2002; 6 by Oregon State in 2007 (vs. Lamar)
SHOTS, TEAM — 42 by Oregon State (vs. Eastern Washington) in 1997
SAVES, TEAM — 18 by Oregon State (vs. Cal Poly) in 1997

ALL-TIME COACHING RECORDS

	OVERALL				CONFERENCE				
	SEASONS	W	L	T	PCT.	W	L	T	PCT.
Linus Rhode (2008-Pres)	3	36	23	4	.603	12	14	1	.463
Tom Rowney (1992-97)	6	54	54	3	.500	13	22	0	.371
Steve Fennah (1998-07)	10	81	101	17	.450	17	65	8	.233
Dave Oberbillig (1987-91)	4	31	37	7	.447	9	6	2	.556
	23	202	215	31	.485	51	102	11	.344

NW COLLEGES SOCCER CONFERENCE

ALL - NCSC

- 1990 Kela Hinds (1st)
Jenna Leavitt (1st)
- 1992 Brandy DuBois (1st)
Jenna Leavitt (1st)

NCSC COACH OF THE YEAR

- 1992 Tom Rowney

PACIFIC-10 CONFERENCE HONORS

PAC-10 FRESHMAN OF THE YEAR

- 2010 Jenna Richardson

ALL-PACIFIC-10

- 1995 Val Williams (1st)
Michelle Mitchell (2nd)
- 2000 Morgan Crabtree (hm)
Jerika Duran (hm)
Whitney Horn (hm)
- 2001 Mandy Melendez (2nd)
Morgan Crabtree (hm)
Katie Henderson (hm)
- 2002 Mandy Melendez (hm)
- 2003 Tessa Baker (2nd)
Stacey Mescher (hm)
- 2004 Jodie Taylor (1st)
- 2005 Jodie Taylor (1st)
Stacey Mescher (2nd)
- 2006 Jodie Taylor (1st)
- 2007 Jodie Taylor (1st)
- 2008 Rachael Axon (hm)
- 2009 Rachael Axon (1st)
Ashley Seal (hm)
Chelsea Buckland (all-freshman)
- 2010 Colleen Boyd (1st)
Chelsea Buckland (2nd)
Jenna Richardson (2nd)
Courtney Wetzel (2nd)
Jenna Richardson (all-Freshman)

PAC-10 PLAYER OF THE WEEK

- 1999 BreeAnna Jolin (Sept. 7)
- 2001 Lindsey Beem (Nov. 6)
- 2003 Tessa Baker (Sept. 9)
- 2005 Whitney Goodell (Oct. 25)
- 2006 Jodie Taylor (Oct. 3)
- 2007 Jodie Taylor (Aug. 28)
- 2009 Melissa Peck (Oct. 20)
- 2010 Colleen Boyd (Oct. 17)
- 2010 Jenna Richardson (Oct. 24)

PAC-10 ALL-ACADEMIC

- 1994 Jenna Leavitt (1st)
Karey Dyson (2nd)
- 1995 Lindsay Allori (hm)
Erika Anderson (hm)
- 1996 Lindy Brown (2nd)
Kristen Dulacki (2nd)
Jona Maukonen (2nd)
Beth Thomason (2nd)
Lindsay Allori (hm)
- 1997 Lindy Brown (1st)
Kristen Dulacki (1st)
Jona Maukonen (1st)
Lindsay Allori (2nd)
Coray Calhoun (hm)
- 1998 Lindy Brown (1st)
Jona Maukonen (1st)
Coray Calhoun (2nd)
Sunny Miller (2nd)
Elizabeth Pease (2nd)
Beth Thomason (2nd)
Allison Hamada (hm)
Coral Slater (hm)
- 1999 Coray Calhoun (1st)
Beth Thomason (1st)
Sunny Miller (2nd)
Elizabeth Pease (2nd)
Allison Hamada (hm)
Christy Castalanelli (hm)
Leila Kaady (hm)
- 2000 Ann Marie Fallow (1st)
Morgan Crabtree (2nd)
Jerika Duran (2nd)
Allison Hamada (hm)
Katie Henderson (hm)
Ashley Johnston (hm)
Leila Kaady (hm)
Elizabeth Pease (hm)
- 2001 Morgan Crabtree (1st)
Courtney Carter (2nd)
Katie Henderson (hm)
Mandy Melendez (hm)
- 2002 Morgan Crabtree (1st)
Courtney Carter (2nd)
Lindsey Beem (hm)
Katie Henderson (hm)
Whitney Horn (hm)
Mandy Melendez (hm)
Jillian Nicks (hm)
- 2003 Cara Miller (2nd)
Lindsey Beem (hm)
Shelby Crabtree (hm)
Melena Ertler (hm)
Janelle Joy (hm)

- 2004 Cara Miller (1st)
Catherine Betts (hm)
Courtney Carter (hm)
Melena Ertler (hm)
Tiara Hong (hm)
Amy Johnson (hm)
Janelle Joy (hm)
Sara LeFleur (hm)
Stacey Mescher (hm)
Liz Money (hm)
Lauren Wippel (hm)
- 2005 Cara Miller (1st)
Whitney Goodell (2nd)
Melissa Onstad (2nd)
Stacey Mescher (hm)
Liz Money (hm)
Monica Storm (hm)
Jodie Taylor (hm)
Lauren Wippel (hm)
- 2006 McKenna Martindale (1st)
Melissa Onstad (2nd)
Kelsey Provo (2nd)
Jetta Sadusky (2nd)
Samantha Pabst (hm)
Jodie Taylor (hm)
Lauren Wippel (hm)
- 2007 Whitney Goodell (1st)
Jetta Sadusky (1st)
Ashley Wood (2nd)
Najma Homidi (hm)
Melissa Peck (hm)
Jodie Taylor (hm)
- 2008 Rachael Axon (2nd)
Emily Henshaw (hm)
Najma Homidi (hm)
Red Nixon (hm)
Melissa Peck (hm)
- 2009 Ashley Wood (1st)
Rachael Axon (2nd)
Colleen Boyd (hm)
Kristen Carmichael (hm)
Ashley Folsom (hm)
Brittany Galindo (hm)
Najma Homidi (hm)
Red Nixon (hm)
Melissa Peck (hm)
Ashley Seal (hm)
- 2010 Colleen Boyd (2nd)
Jayne Eadie (hm)
Ashley Folsom (hm)
Brittany Galindo (hm)
Lindsay Meiggs (hm)
Megan Miller (hm)


JODIE TAYLOR



HISTORY AND RECORDS

ALL-TIME LETTERWINNERS


FIELD PLAYERS	YEARS	POS.	HOMETOWN	GP	G	A	PTS	SHOTS	GWG
Alley, Nicki	1990, 91, 92, 93	F	Honolulu, Hawaii	n/a	13	7	33	n/a	3
Allori, Lindsay	1994, 95, 96, 97	D	Tigard, Ore.	76	4	14	22	46	0
Alvarez, Tiffany	2005	M	Pomona, Calif.	12	0	0	0	1	0
Anderson, Erika	1994, 95	M	Tualatin, Ore.	37	1	6	8	9	0
Archambault, Crystal	1997, 98, 00	M	Redmond, Wash.	16	1	0	2	2	0
Arredondo, Esme	2005	M/F	Corvallis, Ore.	10	0	0	0	1	0
Arredondo, Julie	2005, 06, 07, 08	M/F	Corvallis, Ore.	56	1	1	3	17	0
Ayres, Cathy	1989	D	Corvallis, Ore.	n/a	2	3	7	n/a	0
Axon, Rachael	2007, 08, 09	D/M	London, England	60	4	11	19	53	1
Baker, Tessa	2002, 03, 04	F	Mission Viejo, Calif.	45	14	6	34	75	5
Bakken, Jill	1996	D	Kirkland, Wash.	16	0	0	0	2	0
Beem, Lindsey	2000, 01, 02, 03	M	Vancouver, Wash.	59	11	16	38	131	1
Belcher, Cara	1992, 93	F	St. Helens, Ore.	18	2	3	7	n/a	1
Bennett, Stephanie	1993	D/M	Corvallis, Ore.	4	0	0	0	0	0
Benson, Holly	2007	D	Tempe, Ariz.	19	1	0	2	6	0
Betts, Catherine	2003, 04	F	Piedmont, Calif.	18	0	0	0	4	0
Blackwell, Alyssa	2004	F	Lake Oswego, Ore.	20	2	2	6	10	1
Brown, Claire	1995, 96	F	Prestwick, England	5	0	0	0	4	0
Brown, Lindy	1995, 96, 97, 98	F	Tualatin, Ore.	77	20	14	54	146	6
Buckland, Chelsea	2008, 09, 10	F	Vancouver, BC	43	17	5	39	121	8
Buren, Suzy	1988, 91	D	Salem, Ore.	n/a	2	0	4	n/a	0
Cabrera, Milan	2009, 10	D	Canyon Country, Calif.	40	2	3	7	11	1
Calhoun, Coray	1996, 97, 98, 99	D	Jacksonville, Ore.	74	0	1	1	20	0
Carmichael, Kristen	2008	D	Upland, Calif.	24	0	1	1	5	0
Campe, Kari	1994	M	Poway, Calif.	4	0	0	0	0	0
Carollo, Anne	1994, 95	M	Carmichael, Calif.	37	3	2	8	35	0
Carter, Courtney	2000, 01, 02, 04	F	West Linn, Ore.	77	16	8	40	110	3
Castalaneli, Christy	1999, 00	D	Lodi, Calif.	38	0	1	1	7	0
Christensen, Libby	1997, 98	D	Corvallis, Ore.	29	4	0	8	19	0
Clough, Sophie	2006	D	Ashton-under-Lyne, England	14	1	0	2	1	0
Conway, Laura	1989, 90	M/F	Portland, Ore.	n/a	7	2	16	n/a	1
Crabtree, Morgan	1999, 00, 01, 02	M	Eugene, Ore.	77	3	12	18	137	0
Crabtree, Shelby	2002, 03	D/M	Eugene, Ore.	33	0	1	1	10	0
Crump, Jen	2003, 04, 05, 06	D/M	Santa Maria, Calif.	77	3	7	13	76	0
Crymes, Gillian	1992	M	Portland, Ore.	4	0	0	0	n/a	0
Culbertson, Michelle	2000	F	Thornton, Colo.	14	0	0	0	6	0
Davis, Angela	1993, 94, 95	F	Milwaukie, Ore.	36	4	8	16	24	1
Davis, Stacey	1992, 93	F	Corvallis, Ore.	29	2	5	9	n/a	1
Dawson, Brandi	2010	F	Gaston, Ore.	7	0	0	0	3	0
Dean, Susanne	1993	D	Fair Oaks, Calif.	6	0	0	0	0	0
Drobney, Jacy	2010	M	Longmont, Colo.	20	0	0	0	8	0
DuBois, Brandy	1989, 90, 91, 92	M	Eugene, Ore.	n/a	18	10	46	n/a	3
Dyson, Karey	1993, 94, 95, 96	D	Sumner, Wash.	74	17	8	42	85	6
Eadie, Jayne	2009, 10	M	Lancashire, England	41	0	3	3	28	0
Eichelberger, Trisha	1988	F	Gladstone, Ore.	n/a	4	0	8	n/a	1
Ertler, Melena	2001, 02, 03, 04	D	Gresham, Ore.	79	1	2	4	14	0
Etheridge, Nikki	1994	M	Beaverton, Ore.	18	1	5	7	8	0
Fallow, Anne Marie	1998, 99, 00	M	West Linn, Ore.	47	5	4	14	35	1
Ferchland, Nikki	1998, 99	D	Lake Oswego, Ore.	24	0	0	0	2	0
Folsom, Ashley	2008, 09, 10	M/D	Medford, Ore.	58	1	3	5	20	1
Forrest, Sharon	1988	F	Portland, Ore.	n/a	1	0	2	n/a	0
Francis, Kathy	1988, 89	M	Portland, Ore.	n/a	5	5	15	n/a	1
Freud, Justyne	2009, 10	D	Huntington Beach, Calif.	25	0	4	4	14	0
Gaiser, Kelley	1990	D	Eugene, Ore.	n/a	0	0	0	n/a	0
Galindo, Brittany	2008, 09, 10	D	Phoenix, Ariz.	62	2	2	6	27	2
Gaynor, JoAnne	1991, 92	F	Keizer, Ore.	n/a	4	1	9	n/a	1
Gleffe, Katie	2010	M	Grants Pass, Ore.	1	0	0	0	0	0
Goodell, Whitney	2004, 05, 06, 2007	F	Concord, Calif.	49	8	1	17	51	3
Gould, Amy	1988, 89	F	Mercer Island, Wash.	n/a	1	1	3	n/a	0
Hamada, Allison	1997, 98, 99, 00	D	Aiea, Hawaii	70	0	2	2	28	0
Harrison, Macy Jo	2008	M	Napa, Calif.	18	0	2	2	12	0
Harter, Brooke	1989	D	Eugene, Ore.	n/a	0	0	0	n/a	0
Helm, Polly	1991, 92	M	Eugene, Ore.	n/a	0	0	0	n/a	0
Henderson, Katie	1999, 00, 01, 02	F	Littleton, Colo.	74	21	14	56	137	6
Henshaw, Emily	2006, 2007, 08	F	Hillsboro, Ore.	21	1	0	2	10	1
Hinds, Kela	1988, 89, 90	F	Milwaukie, Ore.	n/a	26	17	69	n/a	8



JEN CRUMP



WHITNEY GOODELL



JENNA LEAVITT



STACEY MESCHER

FIELD PLAYERS	YEARS	POS.	HOMETOWN	GP	G	A	PTS	SHOTS	GWG
Hinds, Megan	1988, 89	D	Milwaukie, Ore.	n/a	1	1	3	n/a	0
Hoiby, Mary	1991, 92, 93, 94	D	Everett, Wash.	n/a	3	2	8	n/a	1
Homidi, Najma	2006, 07, 08, 09	M/F	Fremont, Calif.	75	11	3	25	110	4
Hong, Tiara	2003, 04, 06	D/M	Kaneohe, Hawaii	29	1	1	3	5	1
Horn, Whitney	1999, 00, 01, 02	D	Claremont, Calif.	78	4	0	8	24	1
Hughes, Emily	2001	F	Milwaukie, Ore.	19	1	3	5	10	1
Ingalls, Melinda	2009, 10	M	Portland, Ore.	44	12	5	29	81	8
Jackson, Janet	1992	M/F	Eugene, Ore.	3	0	1	1	n/a	0
Jackson, Olivia	1998, 99, 00	D	Tacoma, Wash.	23	0	0	0	2	0
Jacobs, Karen	1988	D	Union, Ore.	n/a	1	0	2	n/a	0
Johnson, Kris	1988	M	Milwaukie, Ore.	n/a	0	0	0	n/a	0
Johnson, Marlow	1988, 89	D/M	Tigard, Ore.	n/a	2	3	7	n/a	1
Johnston, Ashley	1999, 00, 01, 02	D	Puyallup, Wash.	45	1	2	4	32	0
Jolin, BreeAnna	1998, 99, 00, 01	F	Anchorage, Alaska	66	12	7	31	86	7
Joy, Janelle	2001, 02, 03, 04	F	Milwaukie, Ore.	58	5	2	12	37	1
Kaady, Leila	1998, 99, 00, 01	M	Clackamas, Ore.	74	4	9	17	84	1
Keim, Tasha	1997	F	Corvallis, Ore.	8	0	0	0	1	0
Kennedy, Chellie	1988, 89, 90, 91	F	Eugene, Ore.	n/a	14	4	32	n/a	4
Klapak, Karin	1995, 96, 97	M	Central Point, Ore.	35	1	1	3	21	0
LaFleur, Sara	2003, 04	M	Sandy, Utah	16	0	1	1	2	0
Latham, Shelly	1988, 89, 90	M	Lake Oswego, Ore.	n/a	3	5	11	n/a	0
Leavitt, Jenna	1990, 92, 93, 94	F	Issaquah, Wash.	n/a	31	23	85	76	3
Leads, Sarah	2009	F	Carpinteria, Calif.	10	0	0	0	2	0
Lipfert, Dante	1999, 00	F	Los Angeles, Calif.	38	10	1	21	94	4
Loughlin, Colleen	1990, 91, 92	D	Battle Ground, Wash.	n/a	1	1	3	n/a	0
Lucas, Stephanie	2000, 01	F	Eagle Point, Ore.	32	4	2	10	39	1
Luckes, Michelle	2007	M	Carnation, Wash.	13	0	0	0	5	0
Lupton, Stephanie	1994	D	Twin Falls, Idaho	7	0	0	0	5	0
Lutrick, Janis	1991	M	El Paso, Texas	n/a	0	0	0	n/a	0
Madle, Brandy	2001	D/M	Suquamish, Wash.	20	0	0	0	4	0
Magnuson, Katie	2001, 02	D/M	Puyallup, Wash.	33	1	1	3	14	0
Martindale, McKenna	2005, 06	D	Lake Oswego, Ore.	38	0	1	1	3	0
Mauck, Jennifer	1993	M	Federal Way, Wash.	17	3	2	8	29	1
Maukonen, Jona	1995, 96, 97, 98	M	Medford, Ore.	78	10	7	27	90	3
McCamman, Lisa	1988	M	Boring, Ore.	n/a	0	2	2	n/a	0
McClellan, Tammy	1989	D	Boring, Ore.	n/a	0	4	4	n/a	0
Meiggs, Lindsay	2009, 10	M	Happy Valley, Ore.	21	1	0	2	9	0
Melendez, Mandy	2000, 01, 02	D	Rancho Santa Margarita, Calif.	58	0	1	1	5	0
Mescher, Stacey	2002, 03, 04, 05	F	Mission Viejo, Calif.	78	13	17	43	133	6
Miller, Cara	2002, 03, 04, 05	D	Corvallis, Ore.	70	0	2	2	6	0
Miller, Megan	2009, 10	M	Federal Way, Wash.	35	1	3	5	19	0
Miller, Sunny	1996, 97, 98, 99	F	Corvallis, Ore.	78	8	6	22	95	1
Money, Liz	2002, 03, 04, 05	M	Port Angeles, Wash.	72	1	5	7	36	0
Monka, Brianna	2002, 03	M	Camarillo, Calif.	39	13	5	31	70	3
Moody, Kara	1998, 99	D	Oregon City, Ore.	17	0	0	0	3	0
Mosbauer, Brianne	1998	D	Portland, Ore.	7	0	0	0	3	0
Mutnick, Chloe	2004, 05	M	Portland, Ore.	11	1	0	2	1	0
Neely, Deanna	1988, 89, 90	F	Lake Oswego, Ore.	n/a	3	2	8	n/a	0
Nehl, Marissa	2000	M	Bend, Ore.	1	0	0	0	0	0
Nicks, Jillian	2001, 02, 03	F	Issaquah, Wash.	43	6	7	19	61	3
Niewoehner, Jessica	2010	D	Federal Way, Wash.	3	0	0	0	0	0
Nixon, Red	2006, 07, 08, 09	D/M	Centennial, Colo.	81	14	9	37	115	2
Ojiri, Heather	1991	D	Pearl City, Hawaii	n/a	0	0	0	n/a	0
Okita, Darlene	1994, 95	M	Elk Grove, Calif.	38	2	3	7	26	0
Pabst, Samantha	2005, 06	D/M	Eugene, Ore.	24	0	0	0	0	0
Padilla, Stephanie	2003	D	Springfield, Ore.	16	0	0	0	4	0
Palmer, Susan	1989	M	Milwaukie, Ore.	n/a	0	0	0	n/a	0
Parsons, Chai	2006	D	Camas, Wash.	12	0	0	0	1	0
Peck, Melissa	2006, 07, 08, 09	M/F	Boise, Idaho	81	14	9	37	115	2
Pedersen, Karissa	1988	F	Federal Way, Wash.	n/a	9	6	24	n/a	5
Pengelly, Alexa	1993, 94, 95, 96	M	Beaverton, Ore.	72	2	3	7	19	1
Provo, Kelsey	2005, 06	M/F	Eugene, Ore.	33	3	0	6	6	0

HISTORY AND RECORDS

ALL-TIME LETTERWINNERS

FIELD PLAYERS	YEARS	POS.	HOMETOWN	GP	G	A	PTS	SHOTS	GWG
Rommel, Rebecca	1998	F	Los Altos, Calif.	13	0	2	2	2	0
Renaud, Robyn	1992	M	Granada Hills, Calif.	5	0	0	0	n/a	0
Rennick, Liz	1998	F	Phoenix, Ore.	2	0	0	0	0	0
Richardson, Dionne	1989, 90, 91, 92	M	West Linn, Ore.	n/a	10	8	28	n/a	3
Richardson, Jenna	2010	F	White Rock, B. C.	19	9	5	23	55	4
Richardson, Kirsten	1989, 90	D	Salt Lake City, Utah	n/a	0	2	2	n/a	0
Ritchev, Caitlin	2006	M/F	Eugene, Ore.	4	0	0	0	2	0
Robbins, Aubrey	1996, 97, 98	M	Philomath, Ore.	34	0	0	0	15	0
Ross, Alyson	1993	M	Del Mar, Calif.	14	0	0	0	7	0
Rowe, Tana	1988	D	Beaverton, Ore.	n/a	0	0	0	n/a	0
Sadusky, Jetta	2005, 06, 07	D/M	Littleton, Colo.	59	4	10	18	40	2
Sattler, Julia	2010	M	Portland, Ore.	8	0	1	1	1	0
Scotti, Jeanette	1993, 94, 95, 96	M	Federal Way, Wash.	73	21	12	54	92	9
Seal, Ashley	2008, 09, 10	M	Williams, Ore.	61	6	4	16	53	3
Shaw, Haley	2010	M	Oak Harbor, Wash.	11	1	0	2	9	0
Sheedy, Teresa	1990, 91, 92	F	Kirkland, Wash.	n/a	9	1	19	n/a	1
Sheffield, Brittny	2008, 09	M	Chico, Calif.	37	3	2	8	20	0
Slater, Coral	1997, 98, 99	M	San Diego, Calif.	52	3	3	9	56	2
Stronach, Nancy	1989	D/M	Longview, Wash.	n/a	0	0	0	n/a	0
Storm, Monica	2004, 05, 06, 07	D	Chino, Calif.	77	2	5	9	21	1
Tallerday, Nellie	1993	M/F	Eugene, Ore.	6	0	0	0	1	0
Taylor, Jodie	2004, 05, 06, 07	F	Merseyside, England	78	47	19	113	269	18
Temple, Cassidy	2001, 02	D/M	Eugene, Ore.	34	0	1	1	6	0
Thomason, Beth	1995, 97, 98, 99	M	Portland, Ore.	56	5	8	18	58	0
Towne, Jennifer	1993	M	Eugene, Ore.	3	0	0	0	2	0
Troy, Mary	1994, 95	F	Bellevue, Wash.	18	0	0	0	7	0
Tuma, Shannon	2000	M	Beaverton, Ore.	2	0	0	0	0	0
Uchacz, Erin	2010	M/F	New West, B. C.	13	2	0	4	6	1
Vaivoda, Alexis	1992, 94, 96	M	West Linn, Ore.	35	1	0	2	n/a	0
VanderArend, Jen	1998, 99	M	San Diego, Calif.	19	2	0	4	12	0
Velazquez, Jessica	2006, 07, 08, 09	M/F	Diamond Bar, Calif.	74	7	2	16	70	4
Vislay, Alison	2003, 04, 05, 07	D	Mission Viejo, Calif.	59	0	4	4	18	0
Walker, Katie	2000	D/M	Richland, Wash.	14	0	0	0	2	0
Wang, Sierra	2009	M	Tacoma, Wash.	7	0	0	0	0	0
Wallace, Shelly	2003	D	Portland, Ore.	5	0	0	0	0	0
Washburn, Kelli	2003, 04, 05, 06	M	Santa Barbara, Calif.	79	2	1	5	51	0
Wellik, Beth	1990, 91, 92, 93	D	Dana Point, Calif.	n/a	3	1	7	n/a	0
Wetzel, Courtney	2007, 08, 09, 10	M	Puyallup, Wash.	81	7	22	36	138	1
Williams, Val	1994, 95	F	Citrus Heights, Calif.	38	34	16	84	110	13
Wippel, Lauren	2003, 04, 05, 06	D	Wilsonville, Ore.	72	0	4	4	12	0
Witte, Shannon	1996, 97	F	Sumner, Wash.	34	1	2	4	13	0
Zimmer, Cacey	1990, 91, 92, 93	D	Federal Way, Wash.	n/a	13	17	43	n/a	4



GOALKEEPERS	YEARS	HOMETOWN	GP	MIN	GAA	SV	SHO	W-L-T
Artuso, Alicia	2002	Rocklin, Calif.	1	35	2.58	3	0	0-0-0
Bell, Katie	2007, 08	Denver, Colo.	8	443	1.42	16	0	3-3-0
Boyd, Colleen	2008, 09, 10	La Cañada, Calif.	52	4605	0.86	191	20	26-18-4
Butler, Leslie	1988, 89	Hillsboro, Ore.	39	3230	1.64	n/a	6	n/a
Dulacki, Kristen	1994, 95, 96, 97	Denver, Colo.	31	2027	2.22	145	1	n/a
Duran, Jerika	1999, 00	Divide, Colo.	27	2158	1.46	111	2	n/a
Fletcher, Jo	2001, 02	Malpas, England	39	3495	1.24	190	8	19-16-4
Furrer, Ryann	1994, 95	Tigard, Ore.	2	135	1.33	8	0	n/a
Johnson, Amy	2003, 04, 05	Eugene, Ore.	11	705	2.17	50	1	2-6-0
Kezar, Traci	1988	Albany, Ore.	6	430	1.05	n/a	0	n/a
Marsh, Dinah	1990, 91, 92	Battle Ground, Wash.	45	3999	1.96	n/a	7	n/a
Matson, Wendy	1997, 98	Philomath, Ore.	3	18	0.00	0	0	n/a
Mitchell, Michelle	1993, 94, 95, 96	Portland, Ore.	73	6311	1.44	347	17	n/a
Nejedlo, Gabby	2001	North Vancouver, B.C.	3	169	1.07	7	0	0-1-0
Onstad, Melissa	2003, 04, 05, 06	Castro Valley, Calif.	73	6593	1.13	337	24	33-32-6
Pape, Barbara	1992	Anchorage, Alaska	2	145	1.86	n/a	0	n/a
Pease, Elizabeth	1997, 98, 99, 00	Sacramento, Calif.	52	3641	2.35	201	5	n/a
Robertson, Cathy	1991, 92	Corvallis, Ore.	7	541	2.33	n/a	1	n/a
Seeley, Caitlin	2007, 08	Medford, Ore.	19	926	1.85	54	0	0-7-2
Wood, Ashley	2006, 07	Corvallis, Ore.	27	1790	1.01	55	5	13-5-1



INDEPENDENT

1988 (13-7-1)

Head Coach: Dave Oberbillig

Date	Opponent	Rank OSU/Opp.	Result	Score
9/11	Portland		L	0-2
9/15	(1) vs. British Columbia		L	1-2
9/16	(1) at Puget Sound		L	0-3
9/17	(1) vs. San Francisco		W	1-0
9/22	Evergreen State		W	4-0
9/24	at Willamette		L	0-1
9/28	at Warner Pacific		T	0-0ot
10/2	Washington State		W	3-1
10/8	at Seattle		L	2-3
10/9	at Evergreen State		W	1-0
10/13	at Oregon		W	2-0
10/16	Linfield		W	2-0
10/16	Portland JV		W	3-1
10/22	(2) vs. Washington		W	2-0
10/22	(2) vs. Oregon		W	1-0
10/23	at Portland		L	0-3
10/27	Oregon		W	4-1
10/29	Seattle Pacific		W	3-1
11/1	at Lewis & Clark		W	6-2
11/3	at Linfield		W	8-0
11/5	Willamette		L	2-3

(1) - Far West Classic (Tacoma, Wash.)

(2) - In Portland, Ore.

NORTHWEST COLLEGE SOCCER CONFERENCE

1989 (8-11-0, 4-3-0)

Head Coach: Dave Oberbillig

Date	Opponent	Rank OSU/Opp.	Result	Score
9/2	California		L	0-6
9/3	UC Santa Barbara		L	0-5
9/7	Santa Clara		L	0-4
9/9	at Willamette		L	2-3ot
9/12	Evergreen State*		W	4-1
9/15	(1) vs. Puget Sound		L	0-2
9/16	(1) vs. Simon Fraser		W	2-1
9/17	(1) vs. Western Washington		L	0-4
9/22	at San Francisco		L	0-3
9/24	at Chico State		L	1-3ot
10/1	Washington*		W	2-0
10/7	Puget Sound*		L	1-3
10/11	at Portland*		L	1-2
10/21	Seattle*		W	7-0
10/22	Spokane CC		W	5-1
10/28	at Western Washington*		L	0-1
10/29	at Simon Fraser*		W	2-1ot
11/1	Oregon		W	3-0
11/4	Willamette		W	2-1

(1) - Far West Classic (Portland, Ore.)

* Northwest Colleges Soccer Conference

1990 (8-7-4, 4-1-0)

Head Coach: Dave Oberbillig

Date	Opponent	Rank OSU/Opp.	Result	Score
9/3	Simon Fraser*		W	3-0
9/5	Willamette		W	4-1
9/8	at Stanford		L	1-4
9/10	at California		L	1-2
9/12	at Santa Clara		L	0-3
9/14	(1) vs. CS Hayward		T	0-0ot
9/15	(1) vs. British Columbia		T	1-1ot
9/15	(1) vs. San Francisco		L	0-1
9/16	(1) vs. Westmont		T	1-1ot
9/21	Chico State		W	2-0
10/2	Portland*	-- / 12	L	0-3
10/5	at UC Irvine		W	1-0
10/6	at San Diego State		W	2-1
10/12	at Evergreen State*		W	5-0
10/14	at Puget Sound*		W	3-1
10/21	Western Washington*		W	4-0
10/27	at Portland		L	1-2
10/28	Pacific Lutheran		L	1-2ot
11/3	at Willamette		T	3-3ot

* Northwest Colleges Soccer Conference

(1) - Far West Classic (Chico, Calif.)

1991 (2-12-2, 1-2-2)

Head Coach: Dave Oberbillig

Date	Opponent	Rank OSU/Opp.	Result	Score
9/7	Willamette		W	1-0
9/11	at Santa Clara		L	1-7
9/14	at Sonoma State		L	0-2
9/15	at Chico State		L	1-3
9/17	(1) vs. San Diego State		L	0-1
9/18	(1) at UC Santa Barbara		L	0-2
9/21	(2) vs. California		L	0-7
9/22	(2) vs. Stanford		L	0-6
9/28	at Simon Fraser*		W	6-4ot
9/29	at Western Washington*		T	3-3ot
10/6	Puget Sound*		L	1-3
10/8	Portland		L	0-3
10/12	Washington State*		T	2-2ot
10/18	St. Mary's		L	1-3
10/19	at Portland*		L	0-5
11/2	at Pacific Lutheran		L	0-1

(1) - UCSB Tournament (Santa Barbara, Calif.)

(2) - Pac-10 Tournament (Pullman, Wash.)

* Northwest Colleges Soccer Conference

1992 (9-7-1, 3-1-0)

Head Coach: Tom Rowney

Date	Opponent	Rank OSU/Opp.	Result	Score
9/5	at Willamette		W	2-0
9/7	Washington		L	0-3
9/11	Santa Clara		L	0-1
9/14	San Francisco		W	3-2
9/17	at Pacific (Ore.)		W	5-2
9/20	Seattle*		L	1-4
9/25	(1) at St. Mary's		L	0-3
9/26	(1) vs. Texas Christian		T	3-3ot
9/29	at Pacific Lutheran		L	0-1
10/1	George Fox		W	2-0
10/3	Simon Fraser*		W	2-1ot
10/10	at Gonzaga		W	5-0
10/11	at Washington State		W	4-2
10/16	Western Washington*		W	2-1
10/18	at Portland	-- / 4	L	0-2
10/25	at Puget Sound*		W	3-1
10/29	Portland	-- / 4	L	3-4

(1) - St. Mary's Tournament (Moraga, Calif.)

* Northwest Colleges Soccer Conference

PAC-10 CONFERENCE

1993 (11-6-0, 2-2-0)

Head Coach: Tom Rowney

Date	Opponent	Rank OSU/Opp.	Result	Score
9/5	at Portland	-- / 2	L	1-3
9/9	at San Francisco		W	4-2
9/11	at Santa Clara	-- / 6	L	0-3
9/13	at California*	-- / 13	L	0-1ot
9/18	at USC*		W	3-1
9/19	at UC Irvine		L	0-1
9/24	San Diego State		W	2-0
9/27	Gonzaga		W	6-0
10/2	at Seattle		W	3-0
10/6	Puget Sound		W	2-0
10/10	Pacific (Ore.)		W	2-0
10/15	at Oral Roberts		W	4-1
10/17	at Arkansas		L	3-4ot
10/22	Willamette		W	2-0
10/25	Washington State*		W	3-1
10/30	Linfield		W	5-1
11/6	at Washington*	-- / 19	L	0-4

* Pacific-10 Conference

1994 (13-5-0, 3-1-0)

Head Coach: Tom Rowney

Final Ranking: 15th-ISAIA; 18th-Soccer America

Date	Opponent	Rank OSU/Opp.	Result	Score
9/4	(1) vs. Hartford	-- / 14	L	2-5
9/5	at Colorado College		W	1-0
9/9	Portland State		W	5-1
9/16	California*	-- / 14	W	5-1
9/18	Cal Poly SLO		L	2-3
9/23	at CS Fullerton		W	3-1
9/25	at USC*		W	2-1
9/28	Portland	-- / 2	W	3-2
10/1	(2) vs. Pacific (Calif.)		W	3-1
10/2	Gonzaga	17 / --	W	4-1
10/8	(3) vs. UC Irvine	17 / --	W	3-1
10/9	at San Diego State	17 / --	W	4-1
10/15	at Willamette	14 / --	W	4-0
10/18	Washington*	17 / 12	W	1-0
10/21	Santa Clara	17 / 4	L	0-6
10/29	(4) vs. Montana	12 / --	W	1-0
10/30	at Washington State*	12 / --	L	0-1
11/6	(5) Washington	15 / 18	L	0-3

(1) - at Colorado Springs, Colo.

(2) - at Spokane, Wash.

(3) - at San Diego, Calif.

(4) - at Pullman, Wash.

(5) - NCAA Championships

* Pacific-10 Conference

HISTORY AND RECORDS

YEAR-BY-YEAR RESULTS

1995 (14-6-0, 4-3-0)

Head Coach: Tom Rowney

Final Ranking: 23rd-ISA; 17th-Soccer America

Date	Opponent	Rank		
		OSU/Opp.	Result	Score
9/2	Connecticut	-- / 6	W	2-1
9/4	San Diego State		W	3-0
9/7	New Mexico	8 / --	W	3-1
9/9	at Sacramento State	8 / --	W	1-0
9/11	at Pacific (Calif.)	8 / --	W	2-1ot
9/13	at Santa Clara	8 / 10	L	0-1
9/19	at Washington State*	17 / --	W	1-0
9/23	(1) Gonzaga	17 / --	W	5-0
9/24	(1) UC Irvine	17 / --	L	0-2
9/28	at Arizona*	17 / --	W	3-1
10/1	at Portland	17 / 3	L	0-2
10/6	Stanford*	18 / 10	L	1-2
10/8	Arkansas	18 / --	W	2-0
10/13	California*	18 / --	W	2-0
10/15	Montana	18 / --	W	3-1
10/20	Colorado College	19 / --	W	3-1
10/22	Hawaii	19 / --	W	5-1
10/27	UCLA*	22 / 21	W	3-0
10/29	at Washington*	22 / --	L	0-3
11/5	at USC*	21 / --	L	2-5

(1) - OSU Umbro Tournament (Corvallis)
* Pacific-10 Conference

1996 (5-15-0, 1-6-0)

Head Coach: Tom Rowney

Date	Opponent	Rank		
		OSU/Opp.	Result	Score
8/31	(1) vs. UC Irvine		L	0-1
9/1	(1) vs. San Diego		L	0-4
9/8	at Stanford *	-- / 7	L	1-2
9/10	at California*		L	0-3
9/14	(2) vs. Rutgers		L	1-2
9/15	(2) at Connecticut	-- / 3	L	0-1
9/20	USC*		L	1-5
9/22	Portland State		W	1-0
9/28	(3) Fresno State		W	3-2ot
9/29	(3) Sacramento State		W	3-1
10/2	Portland	-- / 7	L	0-2
10/6	Arizona*		W	4-0
10/10	Montana		L	0-1
10/13	Washington State		L	0-1
10/18	Santa Clara	-- / 3	L	0-1
10/20	CS Northridge		W	4-0
10/30	at Cal Poly SLO		L	1-3
11/1	at UCLA*		L	0-2
11/3	Washington*		L	1-3
11/10	at Oregon		L	1-2

(1) - Portland State Nike Tournament
(2) - UConn Umbro Classic (Storrs, Conn.)
(3) - OSU Umbro Tournament (Corvallis)
* Pacific-10 Conference

1997 (2-15-2, 0-9-0)

Head Coach: Tom Rowney

Date	Opponent	Rank		
		OSU/Opp.	Result	Score
8/30	(1) vs. UC Irvine		L	0-3
9/5	(2) at Montana		L	0-10
9/6	(2) vs. Gonzaga		W	1-0
9/11	Cal Poly SLO		L	0-1ot
9/19	(3) vs. Brigham Young	-- / 15	L	0-1
9/21	(3) vs. Pittsburgh		T	1-1ot
9/27	(4) Eastern Washington		W	6-0
9/28	(4) Simon Fraser		L	0-1
10/5	Sacramento State		L	0-1
10/10	at Washington State*		L	0-2
10/12	at Washington*		L	0-7
10/17	USC*	-- / 18	L	3-4ot
10/19	UCLA*		L	0-3
10/24	at Arizona State*		L	0-4
10/26	at Arizona*		L	0-2
10/31	Stanford*		L	1-7
11/2	California*		L	1-4
11/5	at Portland State		T	1-1ot
11/9	Oregon*		L	1-3

(1) - at Beaverton, Ore.
(2) - Montana Soccer Showdown (Missoula, Mont.)
(3) - UC Irvine Tournament (Irvine, Calif.)
(4) - OSU Umbro Tournament (Corvallis)
* Pacific-10 Conference

1998 (6-12-1, 1-8-0)

Head Coach: Steve Fennah

Date	Opponent	Rank		
		OSU/Opp.	Result	Score
9/5	(1) vs. UC Irvine		L	1-5
9/7	(1) at CS Fullerton		W	4-1
9/11	at Sacramento State		L	0-4
9/13	at CS Northridge		L	0-1ot
9/18	Gonzaga		W	3-0
9/23	Portland State		L	0-1
9/26	(2) Eastern Washington		W	2-0
9/27	(2) Idaho State		W	1-0
9/30	at Idaho		W	2-0
10/2	(3) vs. Montana		T	1-1ot
10/9	at Oregon*		L	0-3
10/16	Washington State*		L	1-2ot
10/18	Washington*		L	0-5
10/23	at USC*		L	1-4
10/25	UCLA*	-- / 19	L	1-4
10/30	Arizona State*		L	0-1
11/1	Arizona*		W	3-1
11/6	at Stanford*		L	0-4
11/8	at California*		L	0-5

(1) - CS Fullerton Tournament (Fullerton, Calif.)
(2) - OSU Tournament (Corvallis)
(3) - at Pullman, Wash.
* Pacific-10 Conference

1999 (8-11-1, 1-8-0)

Head Coach: Steve Fennah

Date	Opponent	Rank		
		OSU/Opp.	Result	Score
8/28	at Portland	-- / 3	L	1-8
9/1	at Gonzaga		W	4-0
9/3	Virginia	-- / 18	W	2-0
9/5	Wisconsin		T	1-1ot
9/10	at Denver		L	0-2
9/12	(1) vs. Colorado College		W	1-0
9/17	Idaho		W	3-2
9/19	Sacramento State		L	1-2
9/26	at Portland State		W	4-1
10/1	(2) vs. IUPUI		W	2-1
10/3	at Texas-El Paso		W	1-0ot
10/8	California*		L	0-2
10/10	Stanford*	-- / 20	L	1-2
10/16	Oregon*		L	0-4
10/22	at Washington*		L	1-4
10/24	at Washington State*		W	3-2
10/29	UCLA*	-- / 20	L	0-2
10/31	USC*	-- / 10	L	0-3
11/5	at Arizona*		L	1-4
11/7	at Arizona State*		L	1-2

(1) - at Denver, Colo.
(2) - at El Paso, Texas
* Pacific-10 Conference

2000 (6-13-2, 0-7-2)

Head Coach: Steve Fennah

Date	Opponent	Rank		
		OSU/Opp.	Result	Score
8/26	Portland		L	0-4
8/29	Idaho		W	2-1
9/2	(1) vs. Northern Arizona		W	5-2
9/3	at Hawaii		W	2-1
9/8	Gonzaga		W	1-0
9/10	Denver		L	0-1
9/13	at San Jose State		L	0-1
9/15	at St. Mary's		L	0-1ot
9/24	Boise State		W	2-1ot
9/26	Portland State		W	2-1
9/29	Florida State	-- / 21	L	1-2
10/1	Pepperdine		L	0-3
10/6	Arizona*		T	1-1ot
10/8	Arizona State*		L	0-2
10/13	at UCLA*	-- / 7	L	0-3
10/15	at USC*	-- / 10	L	2-5
10/20	at Oregon*		T	2-2ot
10/27	Washington*	-- / 2	L	1-2ot
10/29	Washington* State		L	0-1ot
11/3	at California*	-- / 6	L	0-2
11/5	at Stanford*	-- / 15	L	0-1

(1) - at Honolulu, Hawaii
* Pacific-10 Conference

HISTORY AND RECORDS

YEAR-BY-YEAR RESULTS

2001 (10-8-2, 2-6-1)

Head Coach: Steve Fennah

Date	Opponent	Rank OSU/Opp.	Result	Score
8/31	(1) vs. Dayton		W	4-1
9/2	(1) at Air Force		W	3-1
9/7	Purdue		L	0-2
9/9	Loyola Marymount		W	2-0
9/21	at Idaho		T	3-3ot
9/23	at Gonzaga		W	2-1
9/25	Portland State		W	3-0
9/28	Eastern Washington		W	2-0
9/30	San Diego	-- / 19	W	2-1ot
10/6	at Portland	-- / 4	L	0-2
10/12	Stanford*	-- / 9	L	1-2
10/14	California*	-- / 17	L	0-2
10/19	at Arizona State*		L	0-1
10/21	at Arizona*		L	1-2ot
10/26	USC*		L	0-1
10/28	UCLA*	-- / 3	W	2-1
11/1	at Sacramento State		W	2-1
11/4	Oregon*		W	4-1
11/9	at Washington State*		T	2-2ot
11/11	at Washington*	-- / 16	L	0-1

(1) - Air Force Tournament (Colorado Springs, Colo.)
* Pacific-10 Conference

2002 (9-9-2, 2-7-0)

Head Coach: Steve Fennah

Date	Opponent	Rank OSU/Opp.	Result	Score
8/30	(1) at Florida State	-- / 10	T	0-0ot
9/1	(1) vs Wake Forest		L	1-2
9/6	Hawaii		W	1-0
9/8	Gonzaga		W	2-0
9/13	at Long Beach State		T	1-1ot
9/15	at UC Santa Barbara		W	2-0
9/20	(2) Wisconsin-Green Bay		W	4-1
9/22	(2) Pacific (Calif.)		W	1-0
9/27	Air Force		W	5-1
9/29	Portland	-- / 6	L	1-2
10/4	New Mexico		W	5-2
10/11	Washington State*		L	0-1ot
10/13	Washington*		L	1-3
10/18	at Stanford*	-- / 1	L	0-2
10/20	at California*	-- / 11	L	1-3
10/25	Arizona State*		L	0-1
10/27	Arizona*		W	5-0
11/1	at USC*	-- / 16	L	1-2ot
11/3	at UCLA*	-- / 6	L	1-4
11/8	at Oregon*		W	2-1

(1) - FSU Nike Tournament (Tallahassee, Fla.)
(2) - OSU Nike Invitational (Corvallis)
* Pacific-10 Conference

2003 (7-11-2, 3-5-1)

Head Coach: Steve Fennah

Date	Opponent	Rank OSU/Opp.	Result	Score
8/29	at San Diego State		W	1-0
8/31	at San Diego		T	0-0ot
9/5	San Francisco		W	3-1
9/7	Idaho		W	4-2
9/12	(1) vs. Duke	-- / 10	L	1-2
9/14	(1) at Wake Forest		L	0-1
9/19	at UC Santa Barbara		L	1-2ot
9/21	at Pepperdine	-- / 6	L	0-2
9/28	Portland State		L	0-2
10/3	Weber State		W	4-0
10/4	at Portland	-- / 6	L	1-2
10/10	Oregon*		L	3-4ot
10/17	at Washington*	-- / 13	W	2-0
10/19	at Washington State*		T	1-1ot
10/24	California*		L	2-3
10/26	Stanford*		W	1-0
10/31	at Arizona*		W	2-1
11/2	at Arizona State*		L	0-1
11/7	UCLA*	-- / 2	L	1-3
11/9	USC*		L	0-3

(1) - Wake Forest Invitational (Winston-Salem, N.C.)
* Pacific-10 Conference

2004 (10-9-1, 4-4-1)

Head Coach: Steve Fennah

Date	Opponent	Rank OSU/Opp.	Result	Score
8/27	San Diego State		W	1-0
8/29	UC Santa Barbara		W	2-1ot
9/3	(1) New Hampshire		W	4-0
9/5	(1) UNC Greensboro		W	2-1
9/10	(2) vs. Richmond		W	2-0
9/12	(2) at Va. Commonwealth		L	2-3ot
9/17	Portland	-- / 6	L	1-3
9/25	at San Francisco		L	1-2
9/26	at Loyola Marymount		L	0-3
9/29	Portland State		L	0-1
10/1	Gonzaga		W	1-0
10/8	at UCLA*	-- / 8	L	1-4
10/10	at USC*		L	0-1
10/15	at Oregon*		W	3-0
10/22	Washington*	-- / 7	L	2-3ot
10/24	Washington State*		W	1-0
10/29	at California*		T	0-0ot
10/31	at Stanford*	-- / 17	L	0-1
11/5	Arizona*	-- / 10	W	1-0
11/7	Arizona State*		W	1-0ot

(1) - OSU Nike Invitational (Corvallis)
(2) - VCU Invitational (Richmond, Va.)
* Pacific-10 Conference

2005 (10-8-1, 3-5-1)

Head Coach: Steve Fennah

Date	Opponent	Rank OSU/Opp.	Result	Score
8/26	(1) vs. LSU		W	2-1ot
8/28	(1) vs. Eastern Washington		W	2-0
9/2	(2) at UNC Greensboro		L	0-1ot
9/4	(2) vs. Richmond		W	4-0
9/11	Wake Forest	-- / 8	W	2-1
9/16	(3) Long Island		W	3-1
9/18	(3) Va. Commonwealth		W	1-0ot
9/23	Gonzaga	RV / --	L	0-2
9/25	South Dakota State	RV / --	W	3-0
10/2	at Portland	-- / 3	L	1-2ot
10/7	at Arizona State*		W	1-0ot
10/9	at Arizona*		L	0-3
10/14	USC*		T	0-0ot
10/16	UCLA*	-- / 4	L	0-3
10/21	Oregon*		W	4-2
10/28	at Washington State*		L	0-1
10/30	at Washington*		W	1-0
11/4	Stanford*		L	0-1
11/6	California*	-- / 9	L	0-4

(1) Oregon Classic (Eugene, Ore.)
(2) UNC Greensboro Classic (Greensboro, N.C.)
(3) OSU Nike Invitational (Corvallis)
* Pacific-10 Conference

2006 (8-10-2, 1-8-0)

Head Coach: Steve Fennah

Date	Opponent	Rank OSU/Opp.	Result	Score
8/25	(1) vs. Gonzaga	-- / 25	L	1-2
8/27	(1) vs. UNLV		T	1-1ot
9/1	(2) Northern Colorado		W	1-0
9/3	(2) UAB		W	5-1
9/8	(3) Iona		W	4-0
9/10	(4) New Hampshire		W	4-0
9/15	Portland	-- / 6	L	0-3
9/19	at St. John's		W	1-0
9/22	at Long Island		T	1-1ot
9/24	at Army		W	1-0
10/1	Portland State		W	2-1ot
10/6	at Arizona State*		W	2-1ot
10/8	at Arizona*	-- / 24	L	0-2
10/13	Washington State*		L	0-1
10/15	Washington*		L	0-1
10/20	at Oregon*		L	1-2ot
10/27	at Stanford*	-- / 14	L	0-2
10/29	at California*	-- / 24	L	0-2
11/3	USC*	-- / 22	L	1-3
11/5	UCLA*	-- / 3	L	0-4

(1) - WSU Cougar Classic (Pullman, Wash.)
(2) - OSU Nike Invitational (Corvallis)
(3) - OSU Soccer Classic (Corvallis)
* Pacific-10 Conference

2007 (7-10-3, 0-7-2)

Head Coach: Steve Fennah

Date	Opponent	Rank OSU/Opp.	Result	Score
9/1	Cal State Northridge		W	2-0
9/3	at Portland	-- / 4	L	1-4
9/7	Montana		W	4-0
9/9	UC Riverside		W	2-0
9/14	(1) vs. Michigan		W	1-0
9/16	(1) vs. Lamar		W	8-0
9/21	(2) vs. Boise State		T	3-3ot
9/23	(2) vs. Detroit		L	0-1ot
9/28	Portland State		W	2-1
9/30	Idaho		W	2-1ot
10/5	Gonzaga		L	0-1
10/12	at UCLA*	-- / 1	L	0-1
10/14	at USC*	-- / 6	L	0-5
10/19	Arizona*		L	0-1ot
10/21	Arizona State*		L	1-2ot
10/26	at Washington*		T	1-1ot
10/28	at Washington State*	-- / 27	L	1-2
11/2	Oregon*		T	2-2ot
11/9	California*	-- / 12	L	1-3
11/11	Stanford*	-- / 5	L	0-2

(1) LMU Tournament
(2) Montana Nike Cup
* Pac-10 Conference

2008 (6-11-2, 1-7-1)

Head Coach: Linus Rhode

Date	Opponent	Rank OSU/Opp.	Result	Score
8/22	Portland State		W	2-1
8/29	vs. Boston College	-- / 15	L	0-3
8/31	Utah State		W	2-1
9/7	Utah		W	1-0ot
9/12	(1) vs. North Florida		W	1-0
9/14	(1) at Northern Colorado		L	0-1
9/19	at New Hampshire		W	2-1
9/21	at Dartmouth		L	0-1ot
9/26	Weber State		L	1-2ot
10/3	Fresno State		T	1-1ot
10/10	at California*	-- / 15	L	0-1
10/12	at Stanford*	-- / 6	L	0-3
10/17	at Oregon*		T	0-0ot
10/24	Washington*		L	1-2
10/26	Washington State*	-- / 22	W	3-2
10/31	at Arizona*		L	1-2
11/2	at Arizona State*		L	0-1
11/7	UCLA*	-- / 2	L	1-2ot
11/9	USC*	-- / 9	L	0-1

(1) - Northern Colorado Nike Cup
* Pac-10 Conference

2009 (14-8-1, 4-5-0)

Head Coach: Linus Rhode

Final Ranking: 21-NSCAA; 18-Soccer America

Date	Opponent	Rank OSU/Opp.	Result	Score
8/21	Portland State		L	0-1
8/28	at UC Riverside		W	2-1
8/30	at CS Northridge		W	3-1
9/4	Nevada		W	4-0
9/11	(1) vs. Seattle University		W	1-0
9/13	(1) vs. Loyola Marymount		W	2-1
9/18	(2) Dartmouth#		W	2-0
9/20	(2) Denver#	-- / 21	W	3-1
9/25	at Portland	-- / 4	L	0-1
10/2	at San Diego State		T	1-1ot
10/4	vs. UNLV		W	3-0
10/9	Stanford*	-- / 9	L	0-3
10/11	California*	-- / 19	L	0-2
10/16	Oregon*		W	2-0
10/23	at USC*	-- / 9	W	2-1
10/25	at UCLA*	-- / 4	L	0-3
10/30	Washington State*	-- / 19	L	0-1
11/1	Washington*		W	2-1
11/6	at Arizona State*		L	0-1ot
11/8	at Arizona*		W	3-0
11/13	(3) at Ohio State	-- / 15	W	3-1
11/15	(3) vs. Florida	-- / 9	W	1-0ot
11/20	(4) at Notre Dame	-- / 5	L	0-1

(1) - Oregon Nike Invitational (Eugene, Ore.)
(2) - Oregon State Nike Cup (Corvallis, Ore.)
(3) - NCAA Soccer Championship (Columbus, Ohio)
(4) - NCAA Soccer Championship (South Bend, Ind.)
* Pac-10 Conference

2010 (16-4-1, 7-2-0)

Head Coach: Linus Rhode

Final Ranking: 17-NSCAA; 12-Soccer America

Date	Opponent	Rank OSU/Opp.	Result	Score
8/22	at Seattle University		W	3-0
9/3	vs. Pacific (1)		W	2-0
9/5	vs. UC Davis (1)		W	1-0
9/10	Portland State		W	1-0
9/17	Butler (2)		W	3-0
9/19	San Diego State (2)		T	2-2 (20T)
9/24	at UC Irvine (3)		L	0-1
9/26	vs. UC Riverside(3)		W	3-0
10/1	at Weber State		W	3-2
10/3	at Utah		W	1-0
10/8	at Oregon*		W	3-2
10/15	USC *	-- / 19	W	1-0
10/17	UCLA *	-- / 16	W	3-0
10/22	at Washington State*	19 / --	W	1-0
10/24	at Washington*	19 / --	W	1-0
10/29	vs. Arizona State*	15 / --	W	1-0
10/31	vs. Arizona*	15 / --	W	3-0
11/5	at Stanford* (FSN NW)	13 / 1	L	2-0
11/7	at California*	13 / --	L	0-1 (20T)
11/12	vs. Memphis(4)	15 / --	W	5-0
11/14	at Oklahoma State(4)	15 / 6	L	1-2

(1) Oregon Nike Tournament (Eugene, Ore.)
(2) Oregon State Nike Invitational (Corvallis, Ore.)
(3) Anteaater Invitational (Irvine, Calif.)
(4) NCAA Women's Soccer Championships (Stillwater, Okla.)
* Pacific-10 Conference contest

HISTORY AND RECORDS

ALL-TIME SERIES RECORDS

OPPONENT	RECORD	PCT.	HOME	AWAY	NEUTRAL	LAST
Air Force.....	2-0-0	1.000	1-0-0	1-0-0	-	2002
Alabama-Birmingham.....	1-0-0	1.000	1-0-0	-	-	2006
ARIZONA.....	8-7-1	.531	5-1-1	3-6-0	-	2009
ARIZONA STATE.....	4-10-0	.400	2-4-0	2-6-0	-	2010
Arkansas.....	1-1-0	.500	1-0-0	0-1-0	-	1995
Army.....	1-0-0	1.000	-	1-0-0	-	2006
Boise State.....	1-0-1	.500	1-0-0	-	0-0-1	2007
Boston College.....	0-1-0	.000	-	-	0-1-0	2008
Brigham Young.....	0-1-0	.000	-	-	0-1-0	1997
British Columbia.....	0-1-1	.250	-	-	0-1-1	
Butler.....	1-0-0	1.000	1-0-0	-	-	2010
CALIFORNIA.....	2-18-1	.119	2-8-0	0-9-1	0-1-0	2010
Cal Poly SLO.....	0-3-0	.000	0-2-0	0-1-0	-	1997
CS Fullerton.....	2-0-0	1.000	-	2-0-0	-	1998
CS Hayward.....	0-0-1	.500	-	-	0-0-1	2009
CS Northridge.....	3-1-0	.750	3-0-0	0-1-0	-	2009
Chico State.....	1-2-0	.333	1-0-0	0-2-0	-	
Colorado College.....	3-0-0	1.000	1-0-0	1-0-0	1-0-0	1999
Connecticut.....	1-1-0	.500	1-0-0	0-1-0	-	1996
Dartmouth.....	1-1-0	.500	1-0-0	0-1-0	-	2009
Dayton.....	1-0-0	1.000	-	-	1-0-0	2001
Denver.....	1-2-0	.333	1-1-0	0-1-0	-	2009
Detroit.....	0-1-0	.000	-	-	0-1-0	2007
Duke.....	0-1-0	.000	-	-	0-1-0	2003
Eastern Washington.....	4-0-0	1.000	3-0-0	-	1-0-0	2005
Evergreen State.....	4-0-0	1.000	2-0-0	2-0-0	-	
Florida.....	1-0-0	1.000	-	-	1-0-0	2009
Florida State.....	0-1-1	.250	0-1-0	0-0-1	-	2002
Fresno State.....	1-0-1	.750	1-0-1	-	-	2008
George Fox.....	1-0-0	1.000	1-0-0	-	-	
Gonzaga.....	11-3-0	.786	6-2-0	4-0-0	1-1-0	2007
Hartford.....	0-1-0	.000	-	-	0-1-0	2004
Hawaii.....	3-0-0	1.000	2-0-0	1-0-0	-	2002
Idaho.....	5-0-1	.833	4-0-0	1-0-1	-	2007
Idaho State.....	1-0-0	1.000	1-0-0	-	-	1998
Indiana/Purdue-Indianapolis.....	1-0-0	1.000	-	-	1-0-0	1999
Iona.....	1-0-0	1.000	1-0-0	-	-	2006
Lamar.....	1-0-0	1.000	-	-	1-0-0	2007
Lewis & Clark.....	1-0-0	1.000	-	1-0-0	-	
Linfield.....	3-0-0	1.000	2-0-0	1-0-0	-	
Long Beach State.....	0-0-1	.500	-	0-0-1	-	2002
Long Island.....	1-0-1	.750	1-0-0	0-0-1	-	2006
Louisiana State.....	1-0-0	1.000	-	-	1-0-0	2005
Loyola Marymount.....	2-1-0	.667	1-0-0	0-1-0	1-0-0	2009
Memphis.....	1-0-0	1.000	-	-	1-0-0	2010
Michigan.....	1-0-0	1.000	-	-	1-0-0	2007
Montana.....	3-2-1	.500	2-1-0	0-1-0	1-0-1	2007
Nevada.....	1-0-0	1.000	1-0-0	-	-	2009
New Hampshire.....	3-0-0	1.000	2-0-0	1-0-0	-	2008
New Mexico.....	2-0-0	1.000	2-0-0	-	-	2002
North Florida.....	1-0-0	1.000	-	-	1-0-0	2008
Northern Arizona.....	1-0-0	1.000	-	-	1-0-0	2000
Northern Colorado.....	1-1-0	.500	1-0-0	0-1-0	-	2008
Notre Dame.....	0-1-0	.000	-	0-1-0	-	2009
Ohio State.....	1-0-0	1.000	-	1-0-0	-	2009
Oklahoma State.....	0-1-0	.000	-	0-1-0	-	2010
Oral Roberts.....	1-0-0	1.000	-	1-0-0	-	2009
OREGON.....	10-6-3	.605	4-3-1	5-3-2	1-0-0	2010

OPPONENT	RECORD	PCT.	HOME	AWAY	NEUTRAL	LAST
Pacific (Calif.).....	4-0-0	1.000	1-0-0	1-0-0	2-0-0	2010
Pacific (Ore.).....	2-0-0	1.000	1-0-0	1-0-0	-	
Pacific Lutheran.....	0-3-0	.000	0-1-0	0-2-0	-	
Pepperdine.....	0-2-0	.000	0-1-0	0-1-0	-	2003
Pittsburgh.....	0-0-1	.500	-	-	0-0-1	1997
Portland.....	1-22-0	.043	1-9-0	0-13-0	-	2009
Portland JV.....	1-0-0	1.000	1-0-0	-	-	
Portland State.....	9-4-1	.679	8-4-0	1-0-1	-	2010
Puget Sound.....	3-4-0	.429	1-2-0	2-1-0	0-1-0	
Purdue.....	0-1-0	.000	0-1-0	-	-	2001
Richmond.....	2-0-0	1.000	-	-	2-0-0	2005
Rutgers.....	0-1-0	.000	-	-	0-1-0	1996
Sacramento State.....	3-3-0	.500	1-2-0	2-1-0	-	2001
St. John's.....	1-0-0	1.000	-	1-0-0	-	2006
St. Mary's (Calif.).....	0-3-0	.000	0-1-0	0-2-0	-	2000
San Diego.....	1-1-1	.500	1-0-0	0-0-1	0-1-0	2003
San Diego State.....	6-1-2	.778	3-0-1	3-0-1	0-1-0	2010
San Francisco.....	4-3-0	.571	2-0-0	1-2-0	1-1-0	2004
San Jose State.....	0-1-0	.000	-	0-1-0	-	2000
Santa Clara.....	0-8-0	.000	0-4-0	0-4-0	-	1669
Seattle.....	4-2-0	.667	1-1-0	2-1-0	1-0-0	2010
Seattle Pacific.....	1-0-0	1.000	1-0-0	-	-	
Simon Fraser.....	5-1-0	.833	2-1-0	2-0-0	1-0-0	
Sonoma State.....	0-1-0	.000	-	0-1-0	-	
South Dakota State.....	1-0-0	1.000	1-0-0	-	-	2005
Spokane CC.....	1-0-0	1.000	1-0-0	-	-	
STANFORD.....	1-17-0	.059	1-7-0	0-9-0	0-1-0	2010
Texas Christian.....	0-0-1	.500	-	-	0-0-1	1992
Texas-El Paso.....	1-0-0	1.000	-	1-0-0	-	1999
UC Davis.....	1-0-0	1.000	-	-	1-0-0	2010
UC Irvine.....	2-6-0	.250	0-1-0	1-2-0	1-3-0	2010
UC Riverside.....	3-0-0	1.000	2-0-0	-	1-0-0	2010
UC Santa Barbara.....	2-3-0	.400	1-1-0	1-2-0	-	2004
UCLA.....	3-13-0	.230	3-5-0	0-6-0	-	2010
UNC Greensboro.....	1-1-0	.500	1-0-0	0-1-0	-	2005
UNLV.....	1-0-1	.750	-	-	1-0-1	2009
USC.....	4-13-1	.250	1-7-1	3-6-0	-	2010
Utah.....	2-0-0	1.000	1-0-0	1-0-0	-	2010
Utah State.....	1-0-0	1.000	1-0-0	-	-	2008
Virginia.....	1-0-0	1.000	1-0-0	-	-	1999
Virginia Commonwealth.....	1-1-0	.500	1-0-0	0-1-0	-	2005
Wake Forest.....	1-2-0	.333	1-0-0	0-1-0	0-1-0	2005
Warner Pacific.....	0-0-1	.500	-	0-0-1	-	
WASHINGTON.....	7-14-1	.341	3-9-0	3-5-1	1-0-0	2010
WASHINGTON STATE.....	8-10-3	.452	4-6-1	4-4-2	-	2010
Weber State.....	2-1-0	.667	1-1-0	1-0-0	-	2010
Western Washington.....	2-2-1	.500	2-0-0	0-1-1	0-1-0	
Westmont.....	0-0-1	.500	-	-	0-0-1	
Willamette.....	6-3-1	.650	4-1-0	2-2-1	-	
Wisconsin.....	0-0-1	.500	0-0-1	-	-	1999
Wisconsin-Green Bay.....	1-0-0	1.000	1-0-0	-	-	2002

HISTORY AND RECORDS

ALL-TIME PAC-10 SERIES RECORDS

ARIZONA

GAMES: 16 **WON BY OSU:** 8 **ARIZONA:** 7 **TIED:** 1
HOME: 5-1-1 **AWAY:** 3-6-0 **NEUTRAL:** 0-0-0

Year	Rank	Site	W/L/T	Score
1995*	12 / --	A	W	3-1
1996*		H	W	4-0
1997*		A	L	0-2
1998*		H	W	3-1
1999*		A	L	1-4
2000*		H	T	1-1(OT)
2001*		A	L	1-2(OT)
2002*		H	W	5-0
2003*		A	W	2-1
2004*	-- / 10	H	W	1-0
2005*		A	L	0-3
2006*	-- / 24	A	L	0-2
2007*		H	L	0-1(OT)
2008*		A	L	1-2
2009*		A	W	3-0
2010*	15 / --	H	W	3-0

Arizona Series Notes

OSU Goals.....28
 Arizona Goals.....26
 Longest Winning Streak.....3
 Longest Losing Streak.....4
 Current Streak.....Won 2
 Last 10 Games.....5-0-0

ARIZONA STATE

GAMES: 14 **WON BY OSU:** 4 **ASU:** 10 **TIED:** 0
HOME: 2-4-0 **AWAY:** 2-6-0 **NEUTRAL:** 0-0-0

Year	Rank	Site	W/L/T	Score
1997*		A	L	0-4
1998*		H	L	0-1
1999*		A	L	1-2
2000*		H	L	0-2
2001*		A	L	0-1
2002*		H	L	0-1
2003*		A	L	0-1
2004*		H	W	1-0(OT)
2005*		A	W	1-0(OT)
2006*		A	W	2-1(OT)
2007*		H	L	1-2(OT)
2008*		A	L	0-1
2009*		A	L	0-1(OT)
2010*	15 / --	H	W	1-0

Arizona State Series Notes

OSU Goals.....6
 Arizona State Goals.....17
 Longest Winning Streak.....3
 Longest Losing Streak.....7
 Current Streak.....Won 1
 Last 10 Games.....4-6-0

CALIFORNIA

GAMES: 21 **WON BY OSU:** 2 **CAL:** 18 **TIED:** 1
HOME: 2-8-0 **AWAY:** 0-10-1 **NEUTRAL:** 0-0-1

Year	Rank	Site	W/L/T	Score
1989		H	L	0-6
1990		A	L	1-2
1991		N	L	0-7
1993*	-- / 13	A	L	0-1(OT)
1994*	-- / 14	H	W	5-1
1995*	18 / --	H	W	2-0
1996*		A	L	0-3
1997*		H	L	1-4
1998*		A	L	0-5
1999*		H	L	0-2
2000*	-- / 6	A	L	0-2
2001*	-- / 17	H	L	0-2
2002*	-- / 11	A	L	1-3
2003*		H	L	2-3

2004*	A	T	0-0(OT)	
2005*	-- / 9	H	L	0-4
2006*	-- / 24	A	L	0-2
2007*	-- / 12	H	L	1-3
2008*	-- / 15	A	L	0-1
2009*	-- / 19	H	L	0-2
2010*	13 / --	A	L	0-1(20T)

California Series Notes

OSU Goals.....13
 California Goals.....54
 Longest Winning Streak.....2
 Longest Losing Streak.....8
 Current Streak.....Lost 6
 Last 10 Games.....0-9-1

OREGON

GAMES: 19 **WON BY OSU:** 10 **OREGON:** 6 **TIED:** 3
HOME: 4-3-1 **AWAY:** 5-3-2 **NEUTRAL:** 1-0-0

Year	Rank	Site	W/L/T	Score
1988		A	W	2-0
		N	W	1-0
		H	W	4-1
1989		A	W	3-0
1996		A	L	1-2
1997*		H	L	1-3
1998*		A	L	0-3
1999*		H	L	0-4
2000*		A	T	2-2(OT)
2001*		H	W	4-1
2002*	-- / 22	A	W	2-1
2003*		H	L	3-4(OT)
2004*		A	W	3-0
2005*		H	W	4-2
2006*		A	L	1-2(OT)
2007*		H	T	2-2(OT)
2008*		A	T	0-0(OT)
2009*		H	W	2-0
2010*		A	W	3-2

Oregon Series Notes

OSU Goals.....38
 Oregon Goals.....29
 Longest Winning Streak.....4
 Longest Losing Streak.....4
 Current Streak.....Won 2
 Last 10 Games.....6-2-2

STANFORD

GAMES: 18 **WON BY OSU:** 1 **STAN:** 17 **TIED:** 0
HOME: 1-7-0 **AWAY:** 0-7-0 **NEUTRAL:** 0-1-0

Year	Rank	Site	W/L/T	Score
1990		A	L	1-4
1991		N	L	0-6
1995*	18 / 10	H	L	1-2
1996*	-- / 7	A	L	1-2
1997*		H	L	1-7
1998*		A	L	0-4
1999*	-- / 20	H	L	1-2
2000*	-- / 15	A	L	0-1
2001*	-- / 9	H	L	1-2
2002*	-- / 1	A	L	0-2
2003*		H	W	1-0
2004*	-- / 17	A	L	0-1
2005*		H	L	0-1
2006*	-- / 14	A	L	0-2
2007*	-- / 5	H	L	0-2
2008*	-- / 6	A	L	0-3
2009*	-- / 9	H	L	0-3
2010*	13 / 1	A	L	0-2

Stanford Series Notes

OSU Goals.....7
 Stanford Goals.....43
 Longest Winning Streak.....1
 Longest Losing Streak.....10
 Current Streak.....Lost 6
 Last 10 Games.....1-9-0

UCLA

GAMES: 16 **WON BY OSU:** 3 **UCLA:** 13 **TIED:** 0
HOME: 3-6-0 **AWAY:** 0-7-0 **NEUTRAL:** 0-0-0

Year	Rank	Site	W/L/T	Score
1995*	22 / 21	H	W	3-0
1996*		A	L	0-2
1997*		H	L	0-3
1998*	-- / 19	A	L	1-4
1999*	-- / 20	H	L	0-2
2000*	-- / 17	A	L	0-3
2001*	-- / 3	H	W	2-1
2002*		A	L	1-4
2003*	-- / 2	H	L	1-3
2004*	-- / 8	A	L	1-4
2005*	-- / 4	H	L	0-3
2006*	-- / 3	H	L	0-4
2007*	-- / 1	A	L	0-1
2008*	-- / 2	H	L	1-2(OT)
2009*	-- / 4	A	L	0-3
2010*	-- / 16	H	W	3-0

UCLA Series Notes

OSU Goals.....13
 UCLA Goals.....39
 Longest Winning Streak.....1
 Longest Losing Streak.....8
 Current Streak.....Won 1
 Last 10 Games.....2-8-0

USC

GAMES: 18 **WON BY OSU:** 4 **UCLA:** 13 **TIED:** 1
HOME: 1-7-1 **AWAY:** 3-6-0 **NEUTRAL:** 0-0-0

Year	Rank	Site	W/L/T	Score
1993*		A	W	3-1
1994*		A	W	2-1
1995*	21 / --	A	L	2-5
1996*		H	L	1-5
1997*	-- / 18	H	L	3-4(OT)
1998*		A	L	1-4
1999*	-- / 10	H	L	0-3
2000*	-- / 10	A	L	2-5
2001*		H	L	0-1
2002*	-- / 16	A	L	1-2(OT)
2003*		H	L	0-3
2004*		A	L	0-1
2005*		H	T	0-0(OT)
2006*	-- / 22	H	L	1-3
2007*	-- / 6	A	L	0-5
2008*	-- / 9	H	L	0-1
2009*	-- / 9	A	W	2-1
2010*	-- / 19	H	W	1-0

USC Series Notes

OSU Goals.....19
 USC Goals.....44
 Longest Winning Streak.....2
 Longest Losing Streak.....10
 Current Streak.....Won 2
 Last 10 Games.....2-7-1

WASHINGTON

GAMES: 22 **WON BY OSU:** 7 **WASH:** 14 **TIED:** 1
HOME: 3-6-0 **AWAY:** 1-7-0 **NEUTRAL:** 0-0-0

Year	Rank	Site	W/L/T	Score
1988		N	W	2-0
1989*		H	W	2-0
1992		H	L	0-3
1993*	-- / 19	A	L	0-4
1994*	17 / 12	H	W	1-0
	15 / 18	H	L	0-3
1995*	22 / --	A	L	0-3
1996*		H	L	1-3
1997*		A	L	0-7
1998*		H	L	0-5
1999*		A	L	1-4
2000*	-- / 2	H	L	1-2(OT)
2001*	-- / 16	A	L	0-1
2002*		H	L	1-3
2003*	-- / 13	A	W	2-0
2004*	-- / 7	H	L	2-3(OT)
2005*		A	W	1-0
2006*		H	L	0-1
2007*		A	T	1-1(OT)
2008*		H	L	1-2
2009*		H	W	2-1
2010*	19 / --	A	W	1-0

Washington Series Notes

OSU Goals.....8
 Washington Goals.....43
 Longest Winning Streak.....2
 Longest Losing Streak.....10
 Current Streak.....Won 2
 Last 10 Games.....4-5-1

WASHINGTON STATE

GAMES: 21 **WON BY OSU:** 8 **WSU:** 10 **TIED:** 3
HOME: 4-6-1 **AWAY:** 4-4-2 **NEUTRAL:** 0-0-0

Year	Rank	Site	W/L/T	Score
1988		H	W	3-1
1991*		H	T	2-2(OT)
1992		A	W	4-2
1993*		H	W	3-1
1994*	12 / --	A	L	0-1
1995*	17 / --	A	W	1-0
1996*		H	L	0-1
1997*		A	L	0-2
1998*		H	L	1-2(OT)
1999*		A	W	3-2
2000*		H	L	0-1(OT)
2001*		A	T	2-2(OT)
2002*		H	L	0-1(OT)
2003*		A	T	1-1(OT)
2004*		H	W	1-0
2005*		A	L	0-1
2006*		H	L	0-1
2007*	-- / 27	A	L	1-2
2008*	-- / 22	H	W	3-2
2009*	-- / 19	H	L	0-1
2010*	19 / --	A	W	1-0

Washington State Series Notes

OSU Goals.....26
 Washington Goals.....26
 Longest Winning Streak.....2
 Longest Losing Streak.....3
 Current Streak.....Won 1
 Last 10 Games.....3-5-2

* Conference Match

HISTORY AND RECORDS

ALL-TIME SERIES RECORDS

AIR FORCE	(2-0-0)		
2001	A	W	3-1
2002	H	W	5-1
ALABAMA-BIRMINGHAM	(1-0-0)		
2006	H	W	5-1
ARKANSAS	(1-1-0)		
1993	A	L	3-4ot
1995	H	W	2-0
ARMY	(1-0-0)		
2006	A	W	1-0
BUTLER	(1-0-0)		
2010	H	W	3-0
BOISE STATE	(1-1-0)		
2000	H	W	2-1ot
2007	N	T	3-3ot
BOSTON COLLEGE	(0-1-0)		
2008	N	L	0-3
BRIGHAM YOUNG	(0-1-0)		
1997	N	L	0-1
CAL POLY SLO	(0-3-0)		
1994	H	L	2-3
1996	A	L	1-3
1997	H	L	0-1ot
CAL STATE FULLERTON	(2-0-0)		
1994	A	W	3-1
1998	A	W	4-1
CAL STATE NORTHRIDGE	(3-1-0)		
1996	H	W	4-0
1998	A	L	0-1ot
2007	H	W	2-0
2009	A	W	3-1
COLORADO COLLEGE	(3-0-0)		
1994	A	W	1-0
1995	H	W	3-1
1999	N	W	1-0
CONNECTICUT	(1-1-0)		
1995	H	W	2-1
1996	A	L	0-1
DARTMOUTH	(1-1-0)		
2008	A	L	0-1ot
2009	H	W	2-0
DAYTON	(1-0-0)		
2001	N	W	4-1
DENVER	(1-2-0)		
1999	A	L	0-2
2000	H	L	0-1
2009	H	W	3-1
DETROIT	(0-1-0)		
2007	N	L	0-1ot
DUKE	(0-1-0)		
2003	N	L	1-2

EASTERN WASHINGTON	(4-0-0)		
1997	H	W	6-0
1998	H	W	2-0
2001	H	W	2-0
2005	N	W	2-0
FLORIDA	(1-0-0)		
2009	N	W	1-0ot
FLORIDA STATE	(0-1-1)		
2000	H	L	1-2
2002	A	T	0-0ot
FRESNO STATE	(1-0-1)		
1996	H	W	3-2ot
2008	H	T	1-1ot
GONZAGA	(11-3-0)		
1992	A	W	5-0
1993	H	W	6-0
1994	A	W	4-1
1995	H	W	5-0
1997	N	W	1-0
1998	H	W	3-0
1999	A	W	4-0
2000	H	W	1-0
2001	A	W	2-1
2002	H	W	2-0
2004	H	W	1-0
2005	H	L	0-2
2006	N	L	1-2
2007	H	L	0-1
HARTFORD	(0-1-0)		
1994	N	L	2-5
HAWAII	(3-0-0)		
1995	H	W	5-1
2000	A	W	2-1
2002	H	W	1-0
IDAHO	(5-0-1)		
1998	A	W	2-0
1999	H	W	3-2
2000	H	W	2-1
2001	A	T	3-3ot
2003	H	W	4-2
2007	H	W	2-1ot
IDAHO STATE	(1-0-0)		
1998	H	W	1-0
IUPUI	(1-0-0)		
1999	N	W	2-1
IONA	(1-0-0)		
2006	H	W	4-0
LAMAR	(1-0-0)		
2007	N	W	8-0
LONG BEACH STATE	(0-0-1)		
2002	A	T	1-1ot
LONG ISLAND	(1-0-1)		
2005	H	W	3-1
2006	A	T	1-1ot
LOUISIANA STATE	(1-0-0)		
2005	N	W	2-1ot

LOYOLA MARYMOUNT	(2-1-0)		
2001	H	W	2-0
2004	A	L	0-3
2009	N	W	2-1
MEMPHIS	(1-0-0)		
2010	N	W	5-0
MICHIGAN	(1-0-0)		
2007	N	W	1-0
MONTANA	(3-2-1)		
1994	N	W	1-0
1995	H	W	3-1
1996	H	L	0-1
1997	A	L	0-10
1998	N	T	1-1ot
2007	H	W	4-0
NEVADA	(1-0-0)		
2009	H	W	4-0
NEW HAMPSHIRE	(3-0-0)		
2004	H	W	4-0
2006	H	W	4-0
2008	A	W	2-1
NEW MEXICO	(2-0-0)		
1995	H	W	3-1
2002	H	W	5-2
NORTH FLORIDA	(1-0-0)		
2008	N	W	1-0
NORTHERN ARIZONA	(1-0-0)		
2000	N	W	5-2
NORTHERN COLORADO	(1-1-0)		
2006	H	W	1-0
2008	A	L	0-1
NOTRE DAME	(0-1-0)		
2009	A	L	0-1
OHIO STATE	(1-0-0)		
2009	A	W	3-1
OKLAHOMA STATE	(0-1-0)		
2010	A	3	1-2
ORAL ROBERTS	(1-0-0)		
1993	A	W	4-1
2004	A	W	*3-0
2005	H	W	*4-2
2006	A	L	*1-2ot
2007	H	T	*2-2ot
2008	A	T	*0-0ot
2009	H	W	*2-0
PACIFIC (CALIF.)	(4-0-0)		
1994	N	W	3-1
1995	A	W	2-1ot
2002	H	W	1-0
2010	N	W	2-0
PEPPERDINE	(0-2-0)		
2000	H	L	0-3
2003	A	L	0-2
PITTSBURGH	(0-0-1)		
1997	N	T	1-1ot

PORTLAND	(1-22-0)		
1988	H	L	0-2
	A	L	0-3
1989	A	L	*1-2
1990	H	L	*0-3
	A	L	1-2
1991	H	L	0-3
	A	L	*0-5
1992	A	L	0-2
	H	L	3-4
1993	A	L	1-3
1994	H	W	3-2
1995	A	L	0-2
1996	H	L	0-2
1999	A	L	1-8
2000	H	L	0-4
2001	A	L	0-2
2002	H	L	1-2
2003	A	L	1-2
2004	H	L	1-3
2005	A	L	1-2ot
2006	H	L	0-3
2007	A	L	1-4
2009	A	L	0-1
PORTLAND STATE	(9-4-1)		
1994	H	W	5-1
1996	H	W	1-0
1997	A	T	1-1ot
1998	H	L	0-1
1999	A	W	4-1
2000	H	W	2-1
2001	H	W	3-0
2003	H	L	0-2
2004	H	L	0-1
2006	H	W	2-1ot
2007	H	W	2-1
2008	H	W	2-1
2009	H	L	0-1
2010	H	W	1-0
PURDUE	(0-1-0)		
2001	H	L	0-2
RICHMOND	(2-0-0)		
2004	N	W	2-0
2005	N	W	4-0
RUTGERS	(0-1-0)		
1996	N	L	1-2
SACRAMENTO STATE	(3-3-0)		
1995	A	W	1-0
1996	H	W	3-1
1997	H	L	0-1
1998	A	L	0-4
1999	H	L	1-2
2001	A	W	2-1
ST. JOHN'S	(1-0-0)		
2006	A	W	1-0
ST. MARY'S (CALIF.)	(0-3-0)		
1991	H	L	1-3
1992	A	L	0-3
2000	A	L	0-1ot
SAN DIEGO	(1-1-1)		
1996	N	L	0-4
2001	H	W	2-1ot
2003	A	T	0-0ot

HISTORY AND RECORDS

ALL-TIME SERIES RECORDS

SAN DIEGO STATE (6-1-2)

1990	A	W	2-1
1991	N	L	0-1
1993	H	W	2-0
1994	A	W	4-1
1995	H	W	3-0
2003	A	W	1-0
2004	H	W	1-0
2009	A	T	1-1ot
2010	H	T	2-2(20T)

SAN FRANCISCO (4-3-0)

1988	N	W	1-0
1989	A	L	0-3
1990	N	L	0-1
1992	H	W	3-2
1993	A	W	4-2
2003	H	W	3-1
2004	A	L	1-2

SAN JOSE STATE (0-1-0)

2000	A	L	0-1
------	---	---	-----

SANTA CLARA (0-8-0)

1989	H	L	0-4
1990	A	L	0-3
1991	A	L	1-7
1992	H	L	0-1
1993	A	L	0-3
1994	H	L	0-6
1995	A	L	0-1
1996	H	L	0-1

SEATTLE UNIVERSITY (2-0-0)

2009	N	W	1-0
2010	A	W	3-0

SOUTH DAKOTA STATE (1-0-0)

2005	H	W	3-0
------	---	---	-----

TEXAS CHRISTIAN (0-0-1)

1992	N	T	3-3ot
------	---	---	-------

TEXAS-EL PASO (1-0-0)

1999	A	W	1-0ot
------	---	---	-------

UC DAVIS (1-0-0)

2010	N	W	1-0
------	---	---	-----

UC IRVINE (2-6-0)

1990	A	W	1-0
1993	A	L	0-1
1994	N	W	3-1
1995	H	L	0-2
1996	N	L	0-1
1997	N	L	0-3
1998	N	L	1-5
2010	A	L	0-1

UC RIVERSIDE (3-0-0)

2007	H	W	2-0
2009	A	W	2-1
2010	N	W	3-0

UC SANTA BARBARA (2-3-0)

1989	H	L	0-5
1991	A	L	0-2
2002	A	W	2-0
2003	A	L	1-2ot
2004	H	W	2-1ot

UNC GREENSBORO (1-1-0)

2004	H	W	2-1
2005	A	L	0-1ot

UNLV (1-0-1)

2006	N	T	1-1ot
2009	N	W	3-0

UTAH (2-0-0)

2008	H	W	1-0ot
2010	A	W	1-0

UTAH STATE (1-0-0)

2008	H	W	2-1
------	---	---	-----

VIRGINIA (1-0-0)

1999	H	W	2-0
------	---	---	-----

VIRGINIA COMMONWEALTH (1-1-0)

2004	A	L	2-3ot
2005	H	W	1-0ot

WAKE FOREST (1-2-0)

2002	N	L	1-2
2003	A	L	0-1
2005	H	W	2-1

WEBER STATE (2-1-0)

2003	H	W	4-0
2008	H	L	1-2ot
2010	A	W	3-2

WISCONSIN (0-0-1)

1999	H	T	1-1ot
------	---	---	-------

WISCONSIN-GREEN BAY (1-0-0)

2002	H	W	4-1
------	---	---	-----