

OREGON STATE'S NCAA CHAMPIONS

Five Oregon State gymnasts have combined for a total of seven national titles in OSU history. The most recent champion, Amy Durham, was crowned when she scored a 10.0 to win the floor exercise in 1993 at Gill Coliseum.



JOY SELIG

←
Balance Beam, 1989
Balance Beam, 1990
Floor Exercise, 1990

AMY DURHAM

→
Floor Exercise, 1993



HEIDI ANDERSON

→
Balance Beam, 1984



Laurie Carter

←
Balance Beam, 1981



Mary Ayotte-Law

←
Floor Exercise, 1982



OREGON STATE HISTORY AT THE NCAA CHAMPIONSHIPS



2011 NCAA Championships

The 2011 NCAA Championships took place April 15-17 at the Wolstein Center in Cleveland, Ohio. Six NCAA Regional Championships were held April 2 with each first and second place team advancing to the championship meet. Qualifying to the 2011 NCAA Championships were: Alabama, Arkansas, Florida, Georgia, Illinois, Kent State, Michigan, Nebraska, Oklahoma, Oregon State, UCLA and Utah. It was OSU's 25th national championship appearances (22 NCAA, three AIAW) in 34 seasons.



AIAW & NCAA Championship Yearly Results

Year	Champion (site)	OSU Finish, Score
1977	Clarion (Mt. Pleasant, Mich.)	NA
1978	Clarion (Seattle, Wash.)	NA
1979	Cal State Fullerton (State College, Pa.)	7th, 134.550
1980	Penn State (Baton Rouge, La.)	4th, 140.150
1981	Utah (Salt Lake City, Utah)	7th, 141.150
1982	Utah (Salt Lake City, Utah)	4th, 143.000
1983	Utah (Salt Lake City, Utah)	9th, 173.550
1984	Utah (Los Angeles, Calif.)	NA
1985	Utah (Salt Lake City, Utah)	6th, 183.150
1986	Utah (Gainesville, Fla.)	NA
1987	Georgia (Salt Lake City, Utah)	12th, 174.500
1988	Alabama (Salt Lake City, Utah)	7th, 186.500
1989	Georgia (Athens, Ga.)	7th, 187.900
1990	Utah (Corvallis, Ore.)	7th, 189.950
1991	Alabama (Tuscaloosa, Ala.)	4th, 192.350
1992	Utah (St. Paul, Minn.)	6th, 191.300
1993	Georgia (Corvallis, Ore.)	7th, 193.425
1994	Utah (Salt Lake City, Utah)	7th, 193.625
1995	Utah (Athens, Ga.)	5th, 195.500 (semifinals) - 6th, 194.800 (Super Six)
1996	Alabama (Tuscaloosa, Ala.)	4th, 195.700 (semifinals) - 5th, 196.525 (Super Six)
1997	UCLA (Gainesville, Fla.)	NA
1998	Georgia (Los Angeles, Calif.)	NA (Two individual qualifiers: Deanne Drogemueller, bars; Megan Murphy, all-around)
1999	Georgia (Salt Lake City, Utah)	NA (Two individual qualifiers: Lara Degenhardt, floor; Megan Murphy-Barcroft, vault, floor)
2000	UCLA (Boise, Idaho)	10th, 194.750
2001	UCLA (Athens, Ga.)	11th, 193.775
2002	Alabama (Tuscaloosa, Ala.)	12th, 192.925
2003	UCLA (Lincoln, Neb.)	NA
2004	UCLA (Los Angeles, Calif.)	NA (One individual qualifier: Tanya Ricioli-Hebron, all-around)
2005	Georgia (Auburn, Ala.)	NA
2006	Georgia (Corvallis, Ore.)	11th, 195.150
2007	Georgia (Salt Lake City, Utah)	11th, 195.100
2008	Georgia (Athens, Ga.)	11th, 195.475
2009	Georgia (Lincoln, Neb.)	11th, 195.350
2010	UCLA (Gainesville, Fla.)	8th, 196.050
2011	Alabama (Cleveland, Ohio)	8th, 196.100

OSU's Individual Top 10 Finishes at Nationals

All-Around

3rd	Mary Ayotte-Law, 36.850 (1982)
4th	Amy Durham, 39.300 (1993)
5th	Chari Knight, 39.075 (1991)
7th	Mary Ayotte, 36.250 (1981)
7th	Joy Selig, 38.775 (1991)
7th	Leslie Mak, 39.350 (2011)
9th	Heidi Anderson, 37.350 (1985)
10th	Joy Selig, 38.800 (1990)

Vault

2nd	Katrina Severin, 9.8687 (2001)
3rd	Mandi Rodriguez, 9.8438 (2010)
4th	Tina Barnes, 9.350 (1985)
5th	Jami Sherman, 9.400 (1988)
5th	Mandi Rodriguez, 9.8375 (2007)
6th	Lara Degenhardt, 9.775 (2001)
7th	Tina Barnes, 9.375 (1988)
7th	Yuki Lamb, 9.7375 (2008)
7th	Mandi Rodriguez, 9.7875 (2009)
8th	Mary Ayotte-Law, 17.650 (1982)
8th	Amanda Turko, 9.6625 (1994)
10th	Wendy Smith, 8.725 (1992)
10th	Anne Marie Vassallo, 9.725 (1996)

Uneven Bars

2nd	Chari Knight, 9.850 (1991)
2nd	Heather Bennett, 9.950 (1996)
2nd	Jen Kesler, 9.8750 (2011)
3rd	Makayla Stambaugh, 9.8625 (2011)
6th	Olivia Vivian, 9.8500 (2011)
8th	Deanne Drogemueller, 9.900 (1998)
10th	Connie Shuya, 9.100 (1979)
10th	Connie Shuya, 9.000 (1980)
10th	Renee Runyon, 9.200 (1994)
10th	Heather Bennett, 9.225 (1995)

Balance Beam

1st	Heidi Anderson, 9.700 (1981)
1st	Laurie Carter, 9.700 (1984)
1st	Joy Selig, 9.800 (1989)
1st	Joy Selig, 9.875 (1990)
3rd	Heidi Anderson, 9.050 (1985)
4th	Mary Ayotte, 9.200 (1981)
4th	Chari Knight, 9.825 (1991)
4th	Chari Knight, 9.825 (1994)
4th	Traci Crover, 9.825 (1994)
5th	Laurie Carter, 9.350 (1983)
5th	Traci Crover, 9.900 (1993)
5th	Megan Murphy, 9.875 (1996)
7th	Linda Parker, 17.800 (1980)
8th	Laurie Carter, 8.850 (1984)
8th	Michelle Sandoz, 9.700 (1993)
10th	Rändi Miller, 9.800 (1995)
10th	Leslie Mak, 9.4500 (2011)

Floor Exercise

1st	Mary Ayotte-Law, 18.85 (1982)
1st	Joy Selig, 9.900 (1990)
1st	Amy Durham, 10.00 (1993)
2nd	Joy Selig, 9.700 (1988)
3rd	Joy Selig, 9.850 (1991)
4th	Linda Parker, 18.800 (1979)
4th	Joy Selig, 9.800 (1989)
5th	Chari Knight, 9.800 (1992)
6th	Mandi Rodriguez, 9.8625 (2009)
7th	Mary Ayotte, 18.300 (1980)
7th	Mary Ayotte, 17.750 (1981)
7th	Jayne Weinstein, 9.200 (1982)
8th	Makayla Stambaugh, 9.625 (2011)
9th	Chari Knight, 9.850 (1994)



OREGON STATE — Home of the 1990, 1993 & 2006 NCAA Championships

OSU's Joy Selig (far left) won national championships on beam and floor at the 1990 NCAA Championships, which were hosted by Oregon State. The Beavers also hosted the 1993 NCAA Championships, with Amy Durham claiming the national title on floor exercise in front of the home crowd. OSU hosted the NCAA Championships for the third time at Gill Coliseum in 2006.

OREGON STATE HISTORY AT THE NCAA CHAMPIONSHIPS

2011 NCAA CHAMPIONSHIPS RESULTS

AT CLEVELAND, OHIO — APRIL 15, 2011

TEAM RESULTS

1.	Alabama	197.050
2.	Nebraska	196.850
3.	Utah	196.200
4.	Florida	196.125
5.	OREGON STATE	196.100
6.	Kent State	195.000

ALL-AROUND

1.	Kayla Hoffman, Alabama	39.500
2.	Geralen Stack-Eaton, Alabama	39.400
t3.	Kim Jacob, Alabama	39.350
t3.	LESLIE MAK, OSU	39.350
5.	Stephanie McAllister, Utah	39.325

VAULT

t1.	Marissa Gutierrez, Alabama	9.950
t1.	Erin Davis, Nebraska	9.950
t3.	8 gymnasts tied for third	9.900

t11.	KELSI BLALOCK, OSU	9.875
t15.	BECKY COLVIN, OSU	9.850
t24.	LESLIE MAK, OSU	9.800
t24.	BRITNEY RANZY, OSU	9.800
t33.	MAKAYLA STAMBAUGH, OSU	9.775
41.	STEPHANIE MCGREGOR, OSU	9.675

UNEVEN BARS

t1.	Sarah DeMeo, Alabama	9.900
t1.	Geralen Stack-Eaton, Alabama	9.900
t1.	Alaina Johnson, Florida	9.900
t1.	Emily Wong, Nebraska	9.900
t1.	Maria Scaffidi, Nebraska	9.900
t1.	JEN KESLER, OSU	9.900
t1.	MAKAYLA STAMBAUGH, OSU	9.900
t1.	OLIVIA VIVIAN, OSU	9.900

t13.	STEPHANIE MCGREGOR, OSU	9.850
t13.	BRITTANY HARRIS, OSU	9.850
t19.	LESLIE MAK, OSU	9.825

BALANCE BEAM

1.	Kayla Hoffman, Alabama	9.900
t2.	Kim Jacob, Alabama	9.875
t2.	LESLIE MAK, OSU	9.875
4.	Mary Beth Lofgren, Utah	9.825
t5.	6 gymnasts tied for fifth	9.775

t11.	BRITTANY HARRIS, OSU	9.750
t16.	JEN KESLER, OSU	9.725
t28.	KELSI BLALOCK, OSU	9.650
t28.	OLIVIA VIVIAN, OSU	9.650
t41.	MAKAYLA STAMBAUGH, OSU	9.250

FLOOR EXERCISE

t1.	Geralen Stack-Eaton, Alabama	9.925
t1.	Marissa King, Florida	9.925
t3.	Maranda Smith, Florida	9.900
t3.	Alaina Johnson, Florida	9.900
t3.	Erin Davis, Nebraska	9.900
t3.	Lora Evenstad, Nebraska	9.900
t3.	MAKAYLA STAMBAUGH, OSU	9.900

t9.	LESLIE MAK, OSU	9.850
t25.	KELSI BLALOCK, OSU	9.800
t34.	BRITTANY HARRIS, OSU	9.750
t39.	OLIVIA VIVIAN, OSU	9.650
43.	BRITNEY RANZY, OSU	9.175



Oregon State finished fifth in the evening semifinals and eighth overall at the 2011 NCAA Championships. (Front row L-R): Britney Ranzy, Becky Colvin, Jen Kesler, Stephanie McGregor, Melanie Jones and Leilani Alferos. (Back row L-R): Makayla Stambaugh, Brittany Harris, Olivia Vivian, Leslie Mak, Hannah Casey and Kelsi Blalock.

OSU ALL-AMERICANS



Heidi Anderson
1984 • 1985

Heidi earned All-America honors at both Penn State and Oregon State ... claimed All-America honors at Penn State in all-around (1982) and floor exercise (1981) ... After transferring to Oregon State, became a three-time All-American with a national title on beam in 1984 ... Added a fourth All-American accolade on beam in 1985.




Marilyn Anderson
1993

Marilyn became a second-team All-American on beam at the 1993 NCAA Championships in Corvallis as a sophomore ... Tied for 15th with a score of 9.75, which marked a career-best ... As an all-arounder, actually averaged higher on the other three events that season but peaked on beam at nationals.



Mary Ayotte-Law
1981 • 1982

Mary earned All-America status on beam in 1981 and on floor and all-around in 1982 ... Became the second Beaver to win a national championship with her floor exercise title in 1982 ... Was the third-place finisher in the all-around that year.



Tina Barnes
1985 • 1986

Tina became Oregon State's fifth All-American in 1985 when she placed fourth on vault at the NCAA Championships ... Earned repeat All-America honors in 1988 with a seventh-place finish on vault.



Heather Bennett
1995 • 1996

Heather earned first team All-America honors twice on the uneven bars ... As a junior, tied for third (9.90) to qualify for the individual finals ... Placed 10th in the finals with a 9.225 after suffering a fall from a broken grip ... As a senior, she scored a 9.95 to earn first team honors ... Placed second in the individual finals that year.



Laurie Carter
1981 • 1983 • 1984

Laurie distinguished herself as OSU's first national champion when she claimed the title on beam in 1981 ... Went on to capture additional All-America honors on beam in 1983 and 1984 ... Placed fifth in '83 and was eighth in '84.



Laura-Ann Chong
2010


Laura-Ann became a second-team All-American on the uneven bars and balance beam at the 2010 NCAA Championships as a senior ... Tied for seventh on both events with scores of 9.85.



Traci Crover
1992 • 1993 • 1994


One of only six OSU gymnasts to earn All-America status in three or more events, Traci became a five-time All-American her senior year (1994) ... Earned first team honors on beam in '94, placing fourth in the finals ... As a junior, captured first team honors with a fifth-place finish in the beam finals and earned second team recognition with a 14th-place finish on floor ... In '92, was a second team All-American on both bars and beam ... Tied for ninth on bars and 12th on beam with scores of 9.825 and 9.725, respectively ... Her ninth-place finish on bars was one place shy of making the individual finals and a first team All-America mention.

OSU ALL-AMERICANS



Lara Degenhardt
2000 • 2001

Lara became a two-time All-American as a senior when she earned first team recognition on vault, placing sixth in event finals with an average of 9.775 on her two vaults ... Scored a 9.90 in prelims to earn a spot in the finals ... She earned second team All-America honors on floor as a junior in 2000 ... Tied teammate Tanya Ricioli with a score of 9.85 in the afternoon preliminary competition to place seventh in that session.



Deanne Droegemueller
1995 • 1998

Deanne became a two-time All-American after earning first team honors on bars as a senior in 1998 ... Scored a 9.90 on her routine to earn first team All-American status but did not advance to finals ... As a freshman, Deanne was a first team All-American on beam ... tied for eighth with a score of 9.825 ... In the individual finals, took 12th place (9.325).



Amy Durham
1992 • 1993

One of two OSU gymnasts to earn All-American status in four different events ... In her final season (1993), Amy became a five-time All-American after earning first team honors on all-around and floor and second team honors on vault ... Placed fourth all-around with a career high 39.30 and won the national title on floor with a perfect 10.0 ... Scored a 9.85 on vault to take ninth place ... As a junior, earned second team All-America status on vault and bars ... Tied for 12th on vault (9.80) and 16th on bars (9.80) at the NCAA Championships in Minnesota.



Elizabeth Jillson
2002

Elizabeth earned first team All-American honors on bars as a junior ... Scored a 9.85 in the evening session preliminaries to tie for fourth place and advance to finals ... Tied for 11th with a 9.788 in event finals.



Jen Kesler
2008 • 2009 • 2011

Jen earned first team All-America status for the first time in her career as a senior. She scored 9.90 to tie for top honors in the semifinal and scored 9.875 in event finals to finish second overall in 2011 ... She earned second team All-American status in each of her first two seasons at OSU ... In 2008, she scored a 9.900 in the preliminary competition to tie for fifth in the session ... In 2009, she scored 9.850 in the preliminary round to tie for seventh.



Chari Knight
1991 • 1992 • 1994

A seven-time All-American, Chari is one of two Beavers with All-American honors in four different events ... As a freshman in 1991, she tied for second on bars and placed fifth in the all-around and third on beam at the NCAA Championships ... Her second place finish on bars ties for the best ever by an OSU gymnast ... As a sophomore, she tied for fifth on floor for her fourth All-America honor ... Became a seven-time All-American as a senior in 1994 when she was first team on beam and floor and second team in the all-around ... Placed fourth on beam and ninth on floor in the finals ... Missed the 1993 Championships with a knee injury.



Yuki Lamb
2008

Yuki scored 9.875 on the vault to qualify for individual finals and earn first team All-American honors as a senior ... Her mark tied for third during the preliminary competition ... She scored 9.7375 to finish seventh in the event finals ... She earned a score of 9.8875 on her first vault, which was the fifth highest score of the day.



Chrissy Lamun
2006

Chrissy earned second team All-American status on balance beam as a senior ... She scored a 9.825 in the preliminary session to tie for eighth in the session.

OSU ALL-AMERICANS



Jami Lanz
2007 • 2008 • 2009

Jami was truly a great all-around competitor for the Beavers competing in the all-around in every meet of her career - 56 meets. She earned second team All-American status three times during her career; once on vault, once on uneven bars and once on the balance beam ... In 2007, she scored a 9.850 on bars in the team competition to tie for eighth in the session ... In 2008, she scored 9.825 on the beam during the preliminaries to tie for sixth ... In 2009, she scored a 9.90 on the vault during preliminary round to tie for fifth.



Leslie Mak
2011

Leslie earned first team All-America honors as a junior in the all-around and on the balance beam. She scored 39.350 in the Beavers' semifinal session to tie for third in the session and seventh overall ... She added a 9.875 on the beam to finish second in the session and advanced to Individual Event Finals where she ended up 10th.



Rändi Miller
1995 • 1996

Rändi claimed All-America honors twice on balance beam ... In '95, she was a first team recipient, scoring a 9.90 to tie for second place in the preliminaries and then scoring a 9.80 to place 10th in the individual finals ... As a junior ('96), she scored a 9.775 for second team honors.



Megan Murphy
1996

Megan became a first team All-American on beam her freshman season ... Took fifth place in the individual finals with a 9.875 ... Tied for eighth (9.825) to qualify for finals.



Linda Parker
1978 • 1980

Linda was the second OSU gymnast to earn All-America status ... Claimed All-America honors on floor exercise in '78 and balance beam in '80 ... Placed fourth on floor and seventh on beam at the NCAA Championships.



Tanya Riccioli
2000

Tanya earned second team honors on floor as a freshman after scoring a 9.85 in the afternoon session of the preliminary competition ... With the All-American status as a rookie in 2000, Tanya became the first OSU freshman in four years to earn All-America honors.



Mandi Rodriguez
2007 • 2009 • 2010

Mandi finished her career as a seven-time All-American, including four first team honors ... Finished a career-best third place on the vault at Event Finals with a 9.8438 in 2010 ... In 2007 she finished fifth overall on vault with a score of 9.8375 ... In 2009, she also earned first team honors on vault and floor exercise finishing seventh and tied for sixth respectively. She also scored 39.40 in the all-around to earn second team.



Renee Runyon
1994 • 1995

Renee earned her first All-America accolade as a sophomore, with a first team showing on bars in 1994 ... Tied for seventh in the team competition with a season-high score of 9.85 ... In the finals, took 10th with a 9.20 ... Earned second team All-America honors on the same event a year later with a score of 9.825 to tie for 12th place.

OSU ALL-AMERICANS



Michelle Sandoz
1993

Michelle became a first team All-American on beam in 1993 as a junior ... Scored a 9.70 to place eighth in the NCAA individual finals ... Advanced to the finals after placing fourth in the team competition with a 9.825.



Joy Selig
1988 • 1989 • 1990 • 1991

Joy has more first team All-America accolades to her name than any other OSU gymnast ... Became a seven-time All-American as a senior in 1991 when she finished seventh all-around and third on floor at the NCAA Championships ... Earned her first All-America honor as a freshman as the national runner-up on floor ... As a sophomore, she claimed the national championship on beam and place fourth on floor ... Won her second NCAA beam title in 1990 and won her first and won her first national title on floor that same year.



Katrina Severin
2000 • 2001

Katrina was honored as a first team All-American on vault as a senior when she finished as the national runner-up with a 9.8687 average on her two vaults ... Her finish was the best ever by a Beaver vaulter ... Had the highest score (9.95) of any vaulter in the preliminary session ... Earned All-American honors for the first time as a junior in 2000 when she received second team honors on beam with a 9.80 in the preliminary competition.



Jami Sherman
1988

Jami earned All-America honors as a freshman walk-on in 1988 ... After averaging 9.46 on vault during the season, she responded to the pressure of nationals with two solid vaults that earned her a fifth-place finish in the individual finals ... Became a scholarship athlete the following year and completed her final season in 1991.



Amy Slack
1995

Amy earned second team All-America honors on beam as a freshman ... Tied with teammate Amanda Turko for 14th place with a score of 9.80.



Tasha Smith
2006 • 2007 • 2009

Tasha was an All-American three times during her career at OSU ... In 2006, she became a second team All-American on vault as a freshman when she tied for fifth in the preliminary session with a score of 9.85 to earn a spot on the second team ... In 2007, Tasha earned first team honors on vault. She nailed her first vault posting one of the highest scores of the day, but fell on the second to finish 11th overall ... In 2009, she scored 9.85 on the floor to tie for sixth in the preliminary round and earned second team status.



Wendy Smith
1992


Wendy became an All-American in 1992, her sophomore season ... She qualified for the individual event finals on vault at the NCAA Championships by tying for fifth with a career-best score of 9.85 ... Finished 10th in the finals but performed one vault rather than two different ones to avoid further knee damage after hyperextending her knee on vault in the final dual meet of the season.



Kristie Snyder
1995


Kristie earned All-America accolades with a second team honor on vault in 1995 ... Tied for 10th place with a 9.90.

OSU ALL-AMERICANS



Donna Southwick
1977

Donna became OSU's first All-American when she earned All-America status on bars at the 1977 AIAW National Championships ... Transferred to OSU from nearby Linn-Benton Community College where she was crowned junior college national all-around champion in 1975 ... She was the first female athlete to obtain an athletic scholarship at OSU.



Makayla Stambaugh
2010 • 2011

Makayla scored a 9.90 on the floor exercise of OSU's 2010 semifinal to tie for second in the session ... The 2010 Pac-10 Freshman of the Year went on to finish 12th in the Individual Event Finals and earned first team All-America honors ... In 2011, Makayla added two more first team All-America awards tying for third on the bars and finishing eighth on the floor. She used a 9.90 in semifinals to tie for first on the bars to advance to Event Finals.



Annette Taylor
2000

Annette scored a 9.80 on her beam routine in the preliminary competition to earn second team All-American honors as a junior in 2000.



Amanda Turko
1994 • 1995 • 1996

Amanda earned All-American honors on three different events ... As a freshman, became a first team All-American on vault with a then-school record 9.95 at the NCAA Championships to advance to the finals ... Tied for third place and went on to place eighth in the finals with a score of 9.625 ... As a sophomore, earned second team All-America honors on beam ... Tied for 14th in the team competition (9.80) ... As a junior, became a second team All-American on floor (tied for 13th with a 9.85).



Anne Marie Vassallo
1996

As a junior, Anne Marie became a first team All-American on vault, finishing 10th in the individual finals (9.725) ... Scored a 9.825 to place fourth in the team competition to qualify for the finals.



Olivia Vivian
2011

Olivia scored a 9.90 on the uneven bars of OSU's 2011 semifinal to tie for first in the session and advanced to Individual Event Finals ... In Event Finals, Olivia scored 9.850 to tie for sixth. She along with Jen Kesler and Makayla Stambaugh each earned first team honors in 2011, the first time OSU has had three first team All-Americans on the bars in the same season.

OSU ALL-AMERICANS

ALL-AMERICAN'S YEAR-BY-YEAR

1977:	Donna Southwick (bars)
1978:	Linda Parker (floor)
1980:	Linda Parker (beam)
1981:	Mary Ayotte (beam, floor), Laurie Carter (beam)
1982:	Mary Ayotte-Law (floor, all-around)
1983:	Laurie Carter (beam)
1984:	Heidi Anderson (beam), Laurie Carter (beam)
1985:	Heidi Anderson (beam), Tina Barnes (vault)
1988:	Tina Barnes (vault), Joy Selig (floor), Jami Sherman (vault)
1989:	Joy Selig (beam, floor)
1990:	Joy Selig (beam, floor)
1991:	Chari Knight (bars, beam, all-around), Joy Selig (floor, all-around)
1992:	Traci Crover (bars, beam), Amy Durham (vault, bars), Chari Knight (floor), Wendy Smith (vault)
1993:	Marilyn Anderson (beam), Traci Crover (beam, floor), Amy Durham (vault, floor, all-around), Michelle Sandoz (beam)
1994:	Traci Crover (beam), Chari Knight (beam, floor, all-around), Renee Runyon (bars), Amanda Turko (vault),
1995:	Heather Bennett (bars), Deanne Droegemueller (beam), Rändi Miller (beam), Renee Runyon (bars), Amy Slack (beam), Kristie Snyder (vault), Amanda Turko (beam)
1996:	Heather Bennett (bars), Rändi Miller (beam), Megan Murphy (beam), Amanda Turko (floor) Anne Marie Vassallo (vault)
1998:	Deanne Droegemueller (bars)
2000:	Lara Degenhardt (floor), Tanya Ricioli (floor), Katrina Severin (beam), Annette Taylor (beam)
2001:	Lara Degenhardt (vault), Katrina Severin (vault)
2002:	Elizabeth Jillson (bars)
2006:	Chrissy Lamun (beam), Tasha Smith (vault)
2007:	Jami Lanz (bars), Mandi Rodriguez (vault), Tasha Smith (vault)
2008:	Jen Kesler (bars), Yuki Lamb (vault), Jami Lanz (beam)
2009:	Jen Kesler (bars), Jami Lanz (vault), Mandi Rodriguez (vault, floor, all-around), Tasha Smith (floor)
2010:	Laura-Ann Chong (bars, beam) Mandi Rodriguez (vault, floor, all-around) Makayla Stambaugh (floor)
2011:	Jen Kesler (bars), Leslie Mak (all-around, beam) Makayla Stambaugh (bars, floor), Olivia Vivian (bars)

ALL-AMERICANS BY EVENT

Vault	18
Uneven Bars	17
Balance Beam	27
Floor Exercise	19
All-Around	8
Total	89

ALL-AROUND

Mary Ayotte-Law	(1982)
Amy Durham	(1993)
Chari Knight	(1991, 94)
Leslie Mak	(2011)
Mandi Rodriguez	(2009, 10)
Joy Selig	(1991)

VAULT

Tina Barnes	(1985, 88)
Lara Degenhardt	(2001)
Amy Durham	(1992, 93)
Yuki Lamb	(2008)
Jami Lanz	(2009)
Mandi Rodriguez	(2007, 09, 10)
Katrina Severin	(2001)
Jami Sherman	(1988)
Tasha Smith	(2006, 07)
Wendy Smith	(1992)
Kristie Snyder	(1995)
Amanda Turko	(1994)
Anne Marie Vassallo	(1996)

UNEVEN BARS

Heather Bennett	(1995, 96)
Laura-Ann Chong	(2010)
Traci Crover	(1992)
Deanne Droegemueller	(1998)
Amy Durham	(1992)
Elizabeth Jillson	(2002)
Jen Kesler	(2008, 09, 11)
Chari Knight	(1991)
Jami Lanz	(2007)
Renee Runyon	(1994, 95)
Donna Southwick	(1977)
Makayla Stambaugh	(2011)
Olivia Vivian	(2011)

BALANCE BEAM

Heidi Anderson	(1984, 85)
Marilyn Anderson	(1993)
Mary Ayotte-Law	(1981)
Laurie Carter	(1981, 83, 84)
Laura-Ann Chong	(2010)
Traci Crover	(1992, 93, 94)
Deanne Droegemueller	(1995)
Chari Knight	(1991, 94)
Chrissy Lamun	(2006)
Jami Lanz	(2008)
Leslie Mak	(2011)
Rändi Miller	(1995, 96)
Megan Murphy	(1996)
Linda Parker	(1980)
Michelle Sandoz	(1993)
Joy Selig	(1988, 90)
Katrina Severin	(2000)
Amy Slack	(1995)
Annette Taylor	(2000)
Amanda Turko	(1995)

FLOOR EXERCISE

Mary Ayotte-Law	(1981, 82)
Traci Crover	(1993)
Lara Degenhardt	(2000)
Amy Durham	(1993)
Chari Knight	(1992, 94)
Linda Parker	(1978)
Tanya Ricioli	(2000)
Mandi Rodriguez	(2009, 10)
Joy Selig	(1988, 89, 90, 91)
Tasha Smith	(2009)
Makayla Stambaugh	(2010, 11)
Amanda Turko	(1996)

Note: Prior to 1992, only first team All-Americans were recognized. Since 1992, the top four finishers in each event in each session at the NCAA Championships preliminaries earn first team honors, and the next four places earn second team. All-around honors are combined for both sessions, with the top eight earning first team honors and the next eight earning second team honors.

MULTIPLE FIRST TEAM ALL-AMERICAN HONORS

Fourteen Oregon State gymnasts have earned at least two first team All-American honors.

Following are those gymnasts and the number of their first team honors:

- Heidi Anderson (2)
- Mary Ayotte-Law (4)
- Tina Barnes (2)
- Heather Bennett (2)
- Laurie Carter (3)
- Traci Crover (2)
- Deanne Droegemueller (2)
- Amy Durham (2)
- Chari Knight (6)
- Leslie Mak (2)
- Linda Parker (2)
- Mandi Rodriguez (4)
- Joy Selig (7)
- Makayla Stambaugh (2)

Of OSU's 14 gymnasts with more than one first team honor, seven earned at least two of their honors on the same event.

- Heidi Anderson – beam (2)
- Tina Barnes – vault (2)
- Heather Bennett – bars (2)
- Laurie Carter – beam (3)
- Traci Crover – beam (2)
- Chari Knight – beam (2), floor (2)
- Mandi Rodriguez – vault (3)
- Joy Selig – floor (4), beam (2)
- Makayla Stambaugh – floor (2)

OREGON STATE HISTORY AT THE NCAA REGIONAL CHAMPIONSHIPS

NCAA REGIONAL CHAMPIONSHIPS RESULTS

Year	Champion	OSU Finish	Site
1972	Washington	NA	Corvallis, Ore.
1973	Oregon	NA	Seattle, Wash.
1974	Seattle Pacific	NA	Billings, Mont.
1975	Washington	6th	Monmouth, Ore.
1976	Washington	4th	Forest Grove, Ore.
1977	Washington	3rd	Missoula, Mont.
1978	Washington	2nd	Cheney, Wash.
1979	Oregon State	1st	Corvallis, Ore.
1980	Oregon State	1st	Spokane, Wash.
1981	Oregon State	1st	Pullman, Wash.
1982	Oregon State	1st	Corvallis, Ore.
1983	Cal State Fullerton	3rd	Fullerton, Calif.
1984	Cal State Fullerton	4th	Fullerton, Calif.
1985	Oregon State	1st	Corvallis, Ore.
1986	Cal State Fullerton	3rd	Corvallis, Ore.
1987	UCLA	3rd	Seattle, Wash.
1988	Oregon State	1st	Corvallis, Ore.
1989	UCLA	3rd	Fullerton, Calif.
1990	UCLA	3rd	Los Angeles, Calif.
1991	Oregon State	1st	Corvallis, Ore.
1992	Oregon State	1st	Berkeley, Calif.
1993	UCLA	2nd	Corvallis, Ore.
1994	UCLA	2nd	Boise, Idaho
1995	UCLA	2nd	Corvallis, Ore.
1996	UCLA	2nd	Los Angeles, Calif.
1997	UCLA	3rd	Boise, Idaho
1998	Washington	5th	Seattle, Wash.
1999	UCLA	3rd	Corvallis, Ore.
2000	UCLA	2nd	Corvallis, Ore.
2001	UCLA	2nd	Los Angeles, Calif.
2002	Utah	2nd	Corvallis, Ore.
2003	UCLA (South Central)	3rd	Columbia, Mo.
2004	Oklahoma (West)	3rd	Corvallis, Ore.
2005	Utah (North Central)	3rd	Salt Lake City, Utah
2006	Alabama (West)	2nd	Stanford, Calif.
2007	Stanford (South Central)	2nd	Tucson, Ariz.
2008	Oregon State (West)	1st	Corvallis, Ore.
2009	LSU (Central)	2nd	Columbus, Ohio
2010	Missouri (Columbia)	2nd	Columbia, Mo.
2011	Oregon State (Corvallis)	1st	Corvallis, Ore.

OSU'S NCAA REGIONAL CHAMPIONS

All-Around:

1978	Linda Parker, 33.95
1979	Mary Ayotte, 34.50
1980	Mary Ayotte, 35.95
1981	Mary Ayotte, 38.20
1982	Mary Ayotte-Law, 36-70
1985	Heidi Anderson, 37.55
1991	Chari Knight, 39.400
1992	Chari Knight, 39.600
1994	Chari Knight, 39.400
2008	Jami Lanz, 39.575
2011	Leslie Mak, 39.475

Vault

1980	Mary Ayotte, 9.45
1981	Mary Ayotte, 9.20
1991	Amy Durham, 9.75 (tie)
1992	Chari Knight, 9.85
1995	Kristie Snyder, 10.0
1999	Megan Murphy-Barcroft, 9.875
2008	Yuki Lamb, 9.925
2009	Mandi Rodriguez, 9.950 (tie)
2011	Britney Ranzy, 9.875 (tie)

Uneven Bars


1980	Kris Femling, 9.25
1981	Mary Ayotte, 9.00
1982	Jayne Weinstein, 9.55
1991	Chari Knight, 9.95
1993	Renee Runyon, 9.85 (tie)
1995	Heather Bennett, 9.975
1996	Heather Bennett, 9.95
1998	Deanne Droegemueller, 9.975
2008	Jen Kesler, 9.950
2010	Laura-Ann Chong, 9.900
2011	Leslie Mak, 9.900

Balance Beam

1980	Mary Ayotte, 9.40
1981	Laurie Carter, 9.60
1982	Laurie Carter, 9.65
1983	Laurie Carter, 9.70
1991	Joy Selig, 9.925
1992	Chari Knight, 9.925
1993	Traci Crover, 9.90 (tie)
1993	Michelle Sandoz, 9.90 (tie)
1994	Chari Knight, 9.975
1996	Megan Murphy, 9.875 (tie)
2004	Tanya Ricioli-Hebron, 9.95
2008	Jami Lanz, 9.950
2011	Leslie Mak, 9.900

Floor Exercise

1978	Linda Parker, 9.00
1980	Mary Ayotte, 9.40
1981	Mary Ayotte, 9.50
1982	Mary Ayotte-Law, 9.60
1985	Heidi Anderson, 9.45
1991	Chari Knight, 9.875
1993	Amy Durham, 9.925
1994	Chari Knight, 9.85
1999	Megan Murphy-Barcroft, 9.925 (tie)
1999	Lara Degenhardt, 9.925 (tie)
2002	Annie Campbell, 9.975
2007	Tasha Smith, 9.925
2008	Mandi Rodriguez, 9.900 (tie)
2008	Tasha Smith, 9.900 (tie)
2009	Mandi Rodriguez, 9.925
2011	Makayla Stambaugh, 9.900 (tie)
2011	Britney Ranzy, 9.900 (tie)



Oregon State hosted the NCAA Corvallis Regional for the 15th time in 2011 and has been selected to host again in 2013. In 2006, OSU played host to the NCAA Championships for the third time. Legendary Gill Coliseum was also the site of the 1990, 1993 and 2006 championships. The Beavers enjoy a great home floor advantage at Gill with the largest crowds on the west coast and in 2011 OSU had the fifth highest average attendance in the nation with 4,275 fans packing the house for each meet.

OREGON STATE HISTORY AT THE NCAA REGIONAL CHAMPIONSHIPS

2011 NCAA CORVALLIS REGIONAL CHAMPIONSHIPS RESULTS

AT OREGON STATE — APRIL 2, 2011

TEAM RESULTS

1. OREGON STATE	197.025
2. Nebraska	196.550
3. Michigan State	194.525
4. San Jose State	194.425
5. Iowa	193.925
6. Southern Utah	193.775

ALL-AROUND

1. LESLIE MAK, OSU	39.475
2. Rebecca Simbhudas, IOWA	39.325
3. Houry Gebeshian, IOWA	39.300
4. Thomasina Wallace, SJSU	39.250
5. Lily Swann, SJSU	38.925
14. MAKAYLA STAMBAUGH, OSU	38.325

VAULT

t1. BRITNEY RANZY, OSU	9.875
t1. Erin Davis, NEB	9.875
t3. KELSI BLALOCK, OSU	9.850
t3. Lora Evenstad, NEB	9.850
t5. MAKAYLA STAMBAUGH, OSU	9.825
t5. Jamie Schleppebach, NEB	9.825
t7. LESLIE MAK, OSU	9.800
t13. STEPHANIE MCGREGOR, OSU	9.775
t30. BECKY COLVIN, OSU	9.650

UNEVEN BARS

1. LESLIE MAK, OSU	9.900
t2. MAKAYLA STAMBAUGH, OSU	9.875
t2. OLIVIA VIVIAN, OSU	9.875
t2. Janelle Giblin, NEB	9.875
t5. Houry Gebeshian, IOWA	9.850
t5. Brittnee Habbib, NEB	9.850
t5. Lora Evenstad, NEB	9.850
t11. STEPHANIE MCGREGOR, OSU	9.800
t16. BRITTANY HARRIS, OSU	9.775
38. JEN KESLER, OSU	9.350

BALANCE BEAM

1. LESLIE MAK, OSU	9.900
t2. OLIVIA VIVIAN, OSU	9.875
t2. KELSI BLALOCK, OSU	9.875
t2. Rebecca Simbhudas, IOWA	9.875
t2. Houry Gebeshian, IOWA	9.875
t2. Emily Wong, NEB	9.875
t7. BRITTANY HARRIS, OSU	9.850
t7. JEN KESLER, OSU	9.850
42. MAKAYLA STAMBAUGH, OSU	8.725

FLOOR EXERCISE

t1. MAKAYLA STAMBAUGH, OSU	9.900
t1. BRITNEY RANZY, OSU	9.900
t1. Katie Valleau, SJSU	9.900
t1. Lora Evenstad, NEB	9.900
t5. LESLIE MAK, OSU	9.875
t5. 4 others tied	9.875
t11. OLIVIA VIVIAN, OSU	9.850
t22. KELSI BLALOCK, OSU	9.800
t25. BRITTANY HARRIS, OSU	9.775



Oregon State won the NCAA Corvallis Regional and the Pac-10 Championships (photo above) in 2011. (Front row L-R): Becky Colvin, Jen Kesler, Hannah Casey, Leslie Mak, Britney Ranzy, Olivia Vivian and Makayla Stambaugh. (Back row L-R): Stephanie McGregor, Kelsi Blalock, Leilani Alferos, Melanie Jones and Brittany Harris.

OREGON STATE HISTORY AT PAC-10 CONFERENCE CHAMPIONSHIPS

PAC-10 CHAMPIONSHIPS RESULTS

Year	Champion / Score	OSU Finish	Site
1987	UCLA / 188.45	5th / 182.25	Pullman, Wash.
1988	UCLA / 189.45	3rd / 185.95	Tempe, Ariz.
1989	UCLA / 195.20	2nd / 193.65	Corvallis, Ore.
1990	UCLA / 191.50	4th / 185.45	Berkeley, Calif.
1991	Oregon State / 194.65	1st	Los Angeles, Calif.
1992	Oregon State / 194.85	1st	Tempe, Ariz.
1993	UCLA / 194.55	2nd / 193.80	Stanford, Calif.
1994	Oregon State / 194.825	1st	Seattle, Wash.
1995	UCLA / 195.40	4th / 193.40	Tempe, Ariz.
1996	Oregon State / 195.40	1st	Corvallis, Ore.
1997	UCLA / 196.550	4th / 195.00	Tucson, Ariz.
1998	Stanford / 195.275	2nd / 194.950	Los Angeles, Calif.
1999	UCLA / 197.775	2nd / 197.400	Corvallis, Ore.
2000	UCLA / 197.700	2nd / 196.575	Tempe, Ariz.
2001	Stanford / 197.850	4th / 196.550	Seattle, Wash.
2002	UCLA / 197.625	4th / 196.125	Stanford, Calif.
2003	UCLA / 198.175	5th / 196.650	Los Angeles, Calif.
2004	Stanford / 197.900	3rd / 197.075	Tucson, Ariz.
2005	UCLA / 197.100	3rd / 195.900	Berkeley, Calif.
2006	Stanford / 197.100	3rd / 196.400	Corvallis, Ore.
2007	UCLA / 197.200	3rd / 196.300	Tempe, Ariz.
2008	Stanford / 197.000	2nd / 196.550	Seattle, Wash.
2009	UCLA / 196.725	2nd / 196.550	Stanford, Calif.
2010	UCLA / 197.350	3rd / 195.950	Tucson, Ariz.
2011	Oregon State / 197.200	1st / 197.200	Los Angeles, Calif.

OSU'S PAC-10 CHAMPIONS

All-Around:	Chari Knight (1992) Leslie Mak (2011) Joy Selig (1989, 1991)
Vault:	Megan Murphy-Barcroft (1999) Mandi Rodriguez (2009) Jami Sherman (1989) Tasha Smith (2006, 2008)
Uneven Bars:	Deanne Droegemueller (1998) Elizabeth Jillson (2003) Jen Kesler (2009) Chari Knight (1991, 1992, 1994) Leslie Mak (2009, 2011) Danae Phillips (1999) Joy Selig (1989) Makayla Stambaugh (2011) Olivia Vivian (2011)
Balance Beam:	Laura-Ann Chong (2010) Chari Knight (1992, 1994) Jami Lanz (2008) Leslie Mak (2011) Megan Murphy-Barcroft (1999) Joy Selig (1989, 1990, 1991)
Floor Exercise:	Megan Bert (1996) Lara Degenhardt (1999) Chrissy Lamun (2003) Rändi Miller (1997) Mandi Rodriguez (2009) Joy Selig (1989, 1990, 1991) Tasha Smith (2006, 2008)

OSU'S ALL-TIME PAC-10 ALL-CONFERENCE SELECTIONS

2011	Leslie Mak (All-Around), 1st team Kelsi Blalock (Vault), 1st team Britney Ranzy (Vault), 1st team Makayla Stambaugh (Bars & Floor), 1st team Olivia Vivian (Bars & Beam), 1st team Becky Colvin (Vault), 2nd team Jen Kesler (Bars & Beam), 2nd team
2010	Mandi Rodriguez (All-Around), 1st team Laura-Ann Chong (Bars & Beam), 1st team Leslie Mak (Beam), 1st team Makayla Stambaugh (Floor), 1st team Becky Colvin (Vault), 2nd team
2009	Jami Lanz (All-Around), 1st team Mandi Rodriguez (All-Around), 1st team Jen Kesler (Bars), 1st team Leslie Mak (Bars), 1st team Laura-Ann Chong (Beam), 2nd team
2008	Jami Lanz (All-Around), 1st team Claire Pierce (Beam), 1st team Mandi Rodriguez (Vault, Floor), 1st team Tasha Smith (Vault, Floor), 1st team Yuki Lamb (Vault), 2nd team
2007	Jami Lanz (All-Around) Tasha Smith (All-Around) Mandi Rodriguez (Vault)
2006	Jami Lanz (All-Around) Tasha Smith (Floor)
2005	None
2004	Chelsea Plourde (All-Around)
2003	Elizabeth Jillson (Bars) Chrissy Lamun (Floor)
2002	Annie Campbell (All-Around) Elizabeth Jillson (Bars)

2001	Katrina Severin (Vault, Beam, Floor)
2000	None
1999	Stephanie Bychowski (Bars) Lara Degenhardt (Vault, Floor) Megan Murphy-Barcroft (Beam, All-Around) Danae Phillips (Bars) Corrie Young (Beam)
1998	Lara Degenhardt (Vault) Deanne Droegemueller (Bars), Megan Murphy (Beam, All-Around) Amy Slack (Bars)
1997	Rändi Miller (Beam)
1996	Rändi Miller (Beam) Amy Slack (All-Around) Amanda Turko (Vault)
1995	Rändi Miller (Floor)
1994	Marilyn Anderson (All-Around) Chari Knight (Bars, Beam) Amanda Turko (All-Around)
1993	Traci Crover (Beam, Floor) Amy Durham (Floor, All-Around) Renee Runyon (Bars)
1992	Amy Durham (All-Around) Chari Knight (Bars, Beam, Floor, All-Around)
1991*	Kelly Baker Traci Crover Amy Durham Chari Knight Michelle Sandoz Joy Selig
1990*	Joy Selig

1989*	Linda Pierce Joy Selig Jami Sherman
--------------	---

1988* Linda Pierce
**No events were specified until 1992.*



In 2011, Leslie Mak won the Pac-10 title in the all-around and on beam and tied on the bars. Mak was also chosen as the Pac-10 Gymnast of the Year.

COACH OF THE YEAR

- Tanya Chaplin (1999, 2005, 2008, 2010, 2011)
- Jim Turpin (1988, 1991, 1992, 1996)

GYMNAST OF THE YEAR

- Chari Knight (1992, 1994)
- Leslie Mak (2011)
- Mandi Rodriguez (2009)
- Joy Selig (1991)

FRESHMAN OF THE YEAR

- Jami Lanz (2006)
- Chelsea Plourde (2004)
- Makayla Stambaugh (2010)

OREGON STATE HISTORY AT PAC-10 CONFERENCE CHAMPIONSHIPS

2011 PACIFIC-10 CHAMPIONSHIPS RESULTS

AT UCLA — MARCH 19, 2011

TEAM RESULTS

1. OREGON STATE	197.200
2. UCLA	196.750
3. Washington	196.025
4. Stanford	195.975
5. Arizona	195.475
6. California	191.575
7. Arizona State	190.450

ALL-AROUND

1. LESLIE MAK, OSU	39.525
2. MAKAYLA STAMBAUGH, OSU	39.400
t3. KELSI BLALOCK, OSU	39.300
t3. Elyse Hopfner-Hibbs, UCLA	39.300
5. Ashley Morgan, STAN	39.275

VAULT

1. Olivia Courtney, UCLA	9.950
t2. KELSI BLALOCK, OSU	9.900
t2. BRITNEY RANZY, OSU	9.900
4. Deanna Graham, ARIZ	9.875
t5. Mykle Douglas, ARIZ	9.850
t5. Miranda Russell, ARIZ	9.850
t5. BECKY COLVIN, OSU	9.850
t5. Alyssa Brown, STAN	9.850
t5. Nicole Pechanec, STAN	9.850
t5. Ashley Morgan, STAN	9.850
t5. Samantha Peszek, UCLA	9.850
t5. Tauny Frattone, UCLA	9.850
t5. Brittani McCullough, UCLA	9.850
t5. Amanda Cline, WASH	9.850
t5. Aliza Vaccher, WASH	9.850
t16. LESLIE MAK, OSU	9.825
t16. MAKAYLA STAMBAUGH, OSU	9.825
t28. STEPHANIE MCGREGOR, OSU	9.750

UNEVEN BARS

t1. LESLIE MAK, OSU	9.900
t1. MAKAYLA STAMBAUGH, OSU	9.900
t1. OLIVIA VIVIAN, OSU	9.900
t1. Aisha Gerber, UCLA	9.900
t1. Olivia Courtney, UCLA	9.900
t1. Samantha Walior, WASH	9.900
7. JEN KESLER, OSU	9.875
t8. STEPHANIE MCGREGOR, OSU	9.850

t14. KELSI BLALOCK, OSU	9.800
-------------------------	-------

BALANCE BEAM

1. LESLIE MAK, OSU	9.950
t2. Katie Matusik, ARIZ	9.900
t2. OLIVIA VIVIAN, OSU	9.900
t2. Aliza Vaccher, WASH	9.900
t5. Samantha Peszek, UCLA	9.875
t5. Meg Whitney, WASH	9.875
t7. JEN KESLER, OSU	9.850
t7. KELSI BLALOCK, OSU	9.850
t20. MELANIE JONES, OSU	9.800
t20. MAKAYLA STAMBAUGH, OSU	9.800

FLOOR EXERCISE

t1. Ashley Morgan, STAN	9.900
t1. Elyse Hopfner-Hibbs, UCLA	9.900
t3. MAKAYLA STAMBAUGH, OSU	9.875
t3. Sydney Sawa, UCLA	9.875
t5. LESLIE MAK, OSU	9.850
t5. Nicole Pechanec, STAN	9.850
t5. Olivia Courtney, UCLA	9.850
t5. Tauny Frattone, UCLA	9.850
t5. Kristen Linton, WASH	9.850
10. BRITNEY RANZY, OSU	9.825
t11. OLIVIA VIVIAN, OSU	9.800
t15. MELANIE JONES, OSU	9.775
t17. KELSI BLALOCK, OSU	9.750

2011 ALL-PAC-10 HONORS

ALL-AROUND

FIRST TEAM: Elyse Hopfner-Hibbs (UCLA), Leslie Mak (OSU), Shelley Alexander (STAN), Deanna Graham (ARIZ), Danielle Ikoma (STAN), Aubree Cristello (ARIZ)

SECOND TEAM: Brittani McCullough (UCLA), Madisyn O'Brien (CAL)

VAULT

FIRST TEAM: Tauny Frattone (UCLA), Olivia Courtney (UCLA), Britney Ranzy (OSU), Kelsi Blalock (OSU)

SECOND TEAM: Becky Colvin (OSU), Amanda Cline (WASH)

UNEVEN BARS

FIRST TEAM: Olivia Vivian (OSU), Makayla Stambaugh (OSU), Aisha Gerber (UCLA)

SECOND TEAM: Ruby Engreitz (WASH), Jen Kesler (OSU)

BALANCE BEAM

FIRST TEAM: Katie Matusik (ARIZ), Olivia Vivian (OSU), Alyssa Brown (STAN)

SECOND TEAM: Jen Kesler (OSU), Samantha Walior (WASH)

FLOOR EXERCISE

FIRST TEAM: Ashley Morgan (STAN), Makayla Stambaugh (OSU), Sydney Sawa (UCLA)

SECOND TEAM: Nicole Pechanec (STAN), Kristen Linton (WASH)

COACH OF THE YEAR

Tanya Chaplin — Oregon State

GYMNAST OF THE YEAR

Leslie Mak — Oregon State

FRESHMAN OF THE YEAR

Olivia Courtney — UCLA



2011 ALL-ACADEMIC

FIRST TEAM: Mary Atkinson (ASU), Ruby Engreitz (WASH), Aisha Gerber (UCLA), Danielle Ikoma (STAN), Kristen Linton (WASH), Stephanie McGregor (OSU), Kahoku Palafox (ASU), Callie Price (ASU), Amelia Rew (ASU), Miranda Russell (ARIZ), Brittany Schuett (ASU), Samantha Walior (WASH).

SECOND TEAM: Shelley Alexander (STAN), Haley Bogart (WASH), Amanda Davies (WASH), Avery Gee (CAL), Allyse Ishino (STAN), Nicole Johnson (ASU), Britnie Jones (ARIZ), Talia Kushynski (UCLA), Leslie Mak (OSU), Nicole Pechanec (STAN), Lauren Rogers (WASH), Olivia Vivian (OSU).

HONORABLE MENTION: Amanda Cline (WASH), Aubree Cristello (ARIZ), Nicole Dayton (STAN), Elyse Hopfner-Hibbs (UCLA), Melanie Jones (OSU), Alexandra Leggitt (CAL), Brittani McCullough (UCLA), Ashley Morgan (STAN), Molly Quirk (ARIZ), Christina Salavec (ASU), Mizuki Sato (UCLA), Niki Tom (UCLA), Lichelle Wong (UCLA).

Tanya Chaplin was awarded her fifth career Pac-10 Conference Coach of the Year in 2011. The award is voted on by the head coaches of the Pac-10.

OREGON STATE GYMNASTICS

ALL-TIME HIGH SCORES

ALL-AROUND

1.	39.750	Chari Knight	*(1/29/93)
2.	39.650	Chelsea Plourde	(3/5/04)
	39.650	Chari Knight	(3/13/92)
	39.650	Chari Knight	*(2/29/92)
5.	39.625	Jami Lanz	(3/23/07)
	39.625	Annie Campbell	(3/17/01)
	39.625	Megan Murphy-Barcroft	(3/20/99)
8.	39.600	Mandi Rodriguez	(3/6/09)
	39.600	Jami Lanz	(2/22/08)
	39.600	Chari Knight	(2/5/93)
	39.600	Chari Knight	(4/11/92)
12.	39.575	Jami Lanz	*(4/12/08)
	39.575	Jami Lanz	(3/2/07)
	39.575	Tanya Ricioli	(3/7/03)
	39.575	Lindsay Nelson	(2/21/03)
	39.575	Annie Campbell	(3/16/02)
17.	39.550	Mandi Rodriguez	(2/12/10)
	39.550	Jami Lanz	(3/6/09)
	39.550	Tasha Smith	(2/23/07)
	39.550	Jami Lanz	(2/16/07)
	39.550	Chari Knight	(3/28/92)
	39.550	Chari Knight	(3/6/92)
23.	39.525	Leslie Mak	(3/19/11)
	39.525	Makayla Stambaugh	(3/6/11)
	39.525	Makayla Stambaugh	(2/12/10)
	39.525	Jami Lanz	(3/17/06)
	39.525	Tanya Ricioli-Hebron	(3/12/04)
	39.525	Tanya Ricioli-Hebron	(3/5/04)
	39.525	Chelsea Plourde	(2/27/04)
	39.525	Tanya Ricioli-Hebron	(2/22/04)
	39.525	Chelsea Plourde	(2/13/04)
	39.525	Tanya Ricioli	(1/2/03)
31.	39.500	Makayla Stambaugh	(1/22/10)
	39.500	Mandi Rodriguez	(2/21/09)
	39.500	Mandi Rodriguez	(1/30/09)
	39.500	Jami Lanz	(3/15/08)
	39.500	Tasha Smith	(3/23/07)
	39.500	Tanya Ricioli-Hebron	(4/3/04)
	39.500	Chelsea Plourde	(3/20/04)
	39.500	Megan Murphy-Barcroft	(3/14/99)
	39.500	Chari Knight	*(3/22/91)

VAULT

1.	10.00	Katrina Severin	*(2/16/01)
	10.00	Kristie Snyder	*(3/16/96)
	10.00	Kristie Snyder	*(4/8/95)
4.	9.975	Chelsea Plourde	(3/5/04)
	9.975	Katrina Severin	(2/2/01)
	9.975	Lara Degenhardt	(3/14/99)
	9.975	Danae Phillips	(2/16/97)
	9.975	Amanda Turko	(4/13/96)
	9.975	Anne Marie Vassallo	(3/10/95)
10.	9.950	Mandi Rodriguez	(3/19/10)
	9.950	Mandi Rodriguez	(2/12/10)
	9.950	Mandi Rodriguez	(1/22/10)
	9.950	Mandi Rodriguez	(4/6/09)
	9.950	Mandi Rodriguez	(3/21/09)
	9.950	Mandi Rodriguez	(3/23/07)
	9.950	Mandi Rodriguez	(2/23/07)
	9.950	Katrina Severin	(4/19/01)
	9.950	Katrina Severin	(3/24/01)
	9.950	Lara Degenhardt	(3/17/01)
	9.950	Katrina Severin	(3/3/00)
	9.950	Lara Degenhardt	(2/11/00)
	9.950	Danae Phillips	(3/14/99)
	9.950	Amanda Turko	(4/26/96)

9.950	Anne Marie Vassallo	(4/26/96)
9.950	Anne Marie Vassallo	(4/25/96)
9.950	Amanda Turko	(3/1/96)
9.950	Kristie Snyder	(2/2/96)
9.950	Amanda Turko	(4/21/94)

UNEVEN BARS

1.	10.00	Elizabeth Jillson	*(3/29/03)
	10.00	Danae Phillips	*(3/20/99)
	10.00	Heather Bennett	*(3/16/96)
	10.00	Chari Knight	*(2/4/94)
	10.00	Chari Knight	*(1/28/94)
	10.00	Chari Knight	*(1/29/93)
	10.00	Chari Knight	*(3/13/92)
	10.00	Chari Knight	(2/29/92)
9.	9.975	Olivia Vivian	(1/14/11)
	9.975	Leslie Mak	(3/6/09)
	9.975	Deanne Droegemueller	(4/4/98)
	9.975	Deanne Droegemueller	(3/21/98)
	9.975	Heather Bennett	(3/8/96)
	9.975	Heather Bennett	(1/19/96)
	9.975	Heather Bennett	(4/8/95)
	9.975	Renee Runyon	(3/10/95)
	9.975	Heather Bennett	(2/17/95)
17.	9.950	Olivia Vivian	(3/16/11)
	9.950	Leslie Mak	(3/27/10)
	9.950	Leslie Mak	(1/30/09)
	9.950	Jen Kesler	*(4/12/08)
	9.950	Heidi Goehring	(3/5/04)
	9.950	Heidi Goehring	(2/27/04)
	9.950	Elizabeth Jillson	(2/21/03)
	9.950	Elizabeth Jillson	(2/14/03)
	9.950	Stephanie Bychowski	(3/24/01)
	9.950	Stephanie Bychowski	(3/10/01)
	9.950	Stephanie Bychowski	(2/2/01)
	9.950	Elizabeth Jillson	(2/2/01)
	9.950	Danae Phillips	(3/14/99)
	9.950	Danae Phillips	(3/5/99)
	9.950	Danae Phillips	(2/26/99)
	9.950	Danae Phillips	(2/12/99)
	9.950	Amy Slack	(4/4/98)
	9.950	Deanne Droegemueller	(2/27/98)
	9.950	Amy Slack	(1/17/97)
	9.950	Heather Bennett	(4/27/96)
	9.950	Heather Bennett	(4/25/96)
	9.950	Heather Bennett	(4/13/96)
	9.950	Chari Knight	(3/26/94)
	9.950	Chari Knight	(4/6/91)
	9.950	Chari Knight	(3/22/91)
	9.950	Chari Knight	(3/16/91)

BALANCE BEAM

1.	10.00	Michelle Sandoz	*(2/18/04)
	10.00	Chari Knight	*(2/5/93)
	10.00	Chari Knight	*(1/29/93)
	10.00	Chari Knight	*(2/29/92)
5.	9.975	Chelsea Plourde	(3/12/04)
	9.975	Megan Murphy-Barcroft	(2/26/99)
	9.975	Rändi Miller	(2/28/97)
	9.975	Chari Knight	(4/10/94)
9.	9.950	Leslie Mak	(3/19/11)
	9.950	Laura-Ann Chong	(3/27/10)
	9.950	Jami Lanz	*(4/12/08)
	9.950	Jami Lanz	*(3/29/08)
	9.950	Jami Lanz	(3/15/08)
	9.950	Jami Lanz	(2/29/08)
	9.950	Jami Lanz	(1/25/08)
	9.950	Tanya Ricioli-Hebron	(4/3/04)

9.950	Tanya Ricioli-Hebron	(3/12/04)
9.950	Chrissy Lamun	(3/5/04)
9.950	Chelsea Plourde	(2/27/04)
9.950	Chelsea Plourde	(2/13/04)
9.950	Tanya Ricioli	(3/7/03)
9.950	Katrina Severin	(3/24/01)
9.950	Marissa Bruch	(3/17/01)
9.950	Stephanie Bychowski	(3/10/01)
9.950	Megan Murphy-Barcroft	(3/20/99)
9.950	Amy Slack	(3/1/96)
9.950	Chari Knight	(2/25/94)
9.950	Chari Knight	(3/13/92)
9.950	Chari Knight	(3/6/92)
9.950	Chari Knight	(2/1/92)
9.950	Chari Knight	(1/24/92)
9.950	Joy Selig	(3/16/91)

FLOOR EXERCISE

1.	10.00	Tasha Smith	(2/22/08)
	10.00	Chrissy Lamun	*(3/29/03)
	10.00	Lara Degenhardt	*(3/20/99)
	10.00	Amy Durham	*(4/17/03)
	10.00	Amy Durham	*(2/5/93)
6.	9.975	Mandi Rodriguez	(1/16/09)
	9.975	Tasha Smith	(2/15/08)
	9.975	Annie Campbell	(4/6/02)
	9.975	Annie Campbell	(3/16/02)
	9.975	Annie Campbell	(3/1/02)
	9.975	Jerra Lopez	(2/1/02)
	9.975	Lara Degenhardt	(3/17/01)
	9.975	Lara Degenhardt	(2/16/01)
	9.975	Katrina Severin	(2/16/01)
15.	9.950	Mandi Rodriguez	(2/12/10)
	9.950	Makayla Stambaugh	(2/12/10)
	9.950	Mandi Rodriguez	(2/7/10)
	9.950	Makayla Stambaugh	(2/7/10)
	9.950	Mandi Rodriguez	(1/16/10)
	9.950	Makayla Stambaugh	(1/16/10)
	9.950	Mandi Rodriguez	(3/6/09)
	9.950	Mandi Rodriguez	(2/27/09)
	9.950	Mandi Rodriguez	(2/6/09)
	9.950	Tasha Smith	*(3/29/08)
	9.950	Mandi Rodriguez	(3/15/08)
	9.950	Tasha Smith	(2/23/07)
	9.950	Tasha Smith	(3/25/06)
	9.950	Tasha Smith	(3/17/06)
	9.950	Angela Morales	(1/7/05)
	9.950	Heather Justus	(1/7/05)
	9.950	Chrissy Lamun	(2/27/04)
	9.950	Tanya Ricioli-Hebron	(2/27/04)
	9.950	Tanya Ricioli	(3/29/03)
	9.950	Jerra Lopez	(3/16/02)
	9.950	Annie Campbell	(2/8/02)
	9.950	Jerra Lopez	(2/8/02)
	9.950	Katrina Severin	(3/17/01)
	9.950	Lara Degenhardt	(2/9/01)
	9.950	Annie Campbell	(3/3/00)
	9.950	Jerra Lopez	(3/3/00)
	9.950	Megan Murphy-Barcroft	(3/20/99)
	9.950	Megan Murphy-Barcroft	(3/14/99)
	9.950	Lara Degenhardt	(2/5/99)
	9.950	Rändi Miller	(3/3/95)
	9.950	Amy Durham	(2/19/93)
	9.950	Chari Knight	(1/29/93)
	9.950	Chari Knight	(3/28/92)

OREGON STATE'S ALL-TIME BEST TEAM SCORES

1.	197.675	Salbasgeon Suites Invitational	3/5/04
2.	197.625	Shanico Inn-vitational	3/17/01
3.	197.500	Salbasgeon Suites Invitational	3/6/09
4.	197.450	at Utah	3/12/04
5.	197.400	Pacific-10 Championships (at OSU)	3/20/99
6.	197.325	vs. Utah	3/14/99
7.	197.200	Pacific-10 Championships (at UCLA)	3/19/11
	197.200	Salbasgeon Suites Invitational	3/15/08
9.	197.175	vs. Stanford	2/27/04
		at UCLA	2/22/04
11.	197.150	BYU	2/22/08
12.	197.100	NCAA West Region Championships (at OSU)	4/12/08
	197.100	Cal State Fullerton	3/23/07
14.	197.075	Pacific-10 Championships (at Arizona)	3/20/04
15.	197.050	Shanico Inn-vitational	3/7/03
16.	197.025	vs. California	2/14/03
17.	197.000	at California	3/6/11
18.	196.975	at Washington	2/23/07
	196.975	Shanico Inn-vitational	3/3/00
20.	196.950	at Arizona State	2/6/11
	196.950	vs. Arizona	2/13/04
22.	196.900	vs. Utah	2/28/03
23.	196.850	NCAA West Region Championships (at OSU)	4/3/04
24.	196.800	NCAA West Region Championships (at OSU)	4/6/02
25.	196.775	Pacific-10 Championships (at OSU)	3/23/96

ALL-TIME TEAM EVENT RECORDS

VAULT: 49.475	
(vs. Utah, 3/14/99. NCAA Super Six at Alabama, 4/26/96)	
UNEVEN BARS: 49.575	
(vs. Washington, 3/6/09)	
BALANCE BEAM: 49.600	
(at Utah, 3/12/04)	
FLOOR EXERCISE: 49.700	
(vs. Stanford, 2/27/04)	

OSU'S 10.0 CLUB

HEATHER BENNETT

Uneven Bars — March 16, 1996

LARA DEGENHARDT

Floor Exercise — March 20, 1999*

AMY DURHAM

Floor Exercise — February 5, 1993

Floor Exercise — April 17, 1993**

ELIZABETH JILLSON

Uneven Bars — March 29, 2003*

CHARI KNIGHT

Uneven Bars — February 29, 1992

Balance Beam — February 29, 1992

Uneven Bars — March 13, 1992

Uneven Bars — January 29, 1993

Balance Beam — January 29, 1993

Balance Beam — February 5, 1993

Uneven Bars — January 29, 1994

Uneven Bars — February 4, 1994

CHRISSY LAMUN

Floor Exercise — March 29, 2003*

DANAE PHILLIPS

Uneven Bars — March 20, 1999*

MICHELLE SANDOZ

Balance Beam — February 19, 1994

KATRINA SEVERIN

Vault — February 16, 2001

TASHA SMITH

Floor Exercise — February 22, 2008

KRISTIE SNYDER


Vault — April 8, 1995*

Vault — March 16, 1996



CHARI KNIGHT

← Uneven Bars, February 29, 1992
Balance Beam, February 29, 1992
Uneven Bars, March 13, 1992
Uneven Bars, January 29, 1993
Balance Beam, January 29, 1993
Balance Beam, February 5, 1993
Uneven Bars — January 29, 1994
Uneven Bars — February 4, 1994



LARA DEGENHARDT

→ Floor Exercise, March 20, 1999




HEATHER BENNETT

← Uneven Bars, March 16, 1996



AMY DURHAM

→ Floor Exercise, February 5, 1993
Floor Exercise, April 17, 1993



MICHELLE SANDOZ

← Balance Beam, February 19, 1994

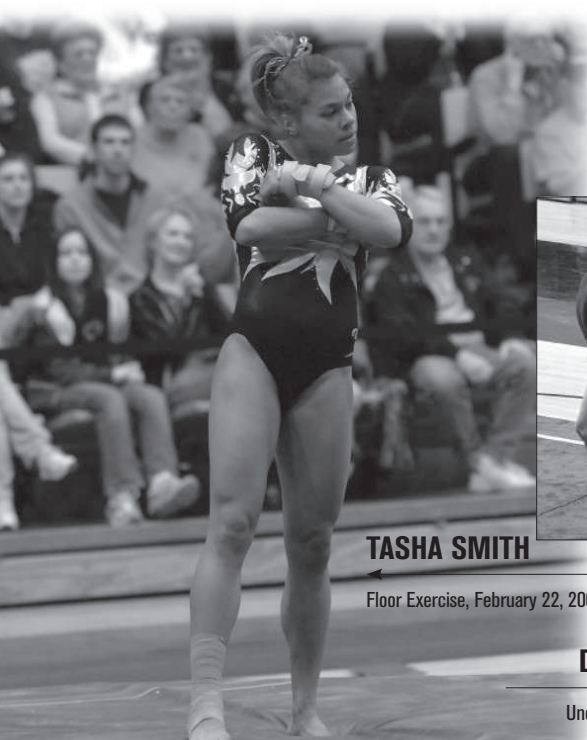


KRISTIE SNYDER

← Vault, April 8, 1995
Vault, March 16, 1996

ELIZABETH JILLSON

→ Uneven Bars, March 29, 2003



TASHA SMITH

← Floor Exercise, February 22, 2008




DANAE PHILLIPS

→ Uneven Bars, March 20, 1999

CHRISSY LAMUN

← Floor Exercise, March 29, 2003



KATRINA SEVERIN

→ Vault, February 16, 2001



OREGON STATE GREATS

OREGON STATE UNIVERSITY SPORTS HALL OF FAME

Seven Oregon State gymnasts are among the honorees who have been inducted into the Oregon State University Sports Hall of Fame. Following are brief bios on the gymnastics inductees, with the year inducted in parentheses.

MARY AYOTTE-LAW (1993)

Mary lettered at OSU from 1979-82. She earned All-American status in 1981 on the balance beam and in 1982 on floor exercise and all-around. She won the national championship in 1982 on floor and finished third in the all-around, the highest ever by a Beaver. She also finished seventh in the all-around in 1981. She won the regional all-around title all four years. Ayotte-Law concluded her OSU career with seven top-10 finishes at Nationals and held three school records. She was honored with the American Award for Athletic and Academic Performance. She represented the United States in 1981 at the World University Games in Romania, where she was the highest all-around competitor. She was named the team's most outstanding gymnast three times and the Corvallis Gazette-Times' Outstanding Gymnast three times.

Laurie Carter (1994)

Laurie was a four-year letterwinner from 1981-1984. She distinguished herself as OSU's first-ever national champion by winning the balance beam competition in 1981. Carter went on to earn All-American status on the beam in 1983 and 1984 by placing in the top eight each year. She earned three Regional titles on the beam and set a then-NCAA record of 9.90 on the beam in 1983. She helped OSU to a record of 79-24-1 in her time as a Beaver. During her tenure OSU finished in the Top-10 nationally three times.

Traci Crover (2005)

Traci Crover was one of only six gymnasts in Oregon State history to earn All-American status on three-plus events at the time of her induction. In all, she earned All-American status five times. Crover lettered from 1991-94 and helped the program to a combined record of 57-12. She helped the Beavers win three Pac-10 Conference titles, the 1991 and '92 Regional Championships, and finish in the top seven of the NCAA Championships all four of her years. She earned All-Pac-10 Conference honors twice. Crover was the co-Regional champion on the beam as a junior and earned All-America honors on the beam, bars and floor. Crover was also a standout in the classroom where she was named a CoSIDA Academic All-American as a senior and was a four-time National Association of Collegiate Gymnastics Coaches Scholastic All-American.

AMY DURHAM (2004)

Amy Durham lettered in gymnastics from 1990-93 and at the time of her enshrinement in 2004 was one of only two Beavers to earn All-America honors in four events. As a senior, Durham won the NCAA national title in the floor exercise by scoring a perfect 10.0. She also earned first-team All-America honors as a senior in the all-around and second team All-America acclaim on vault twice and on bars as a junior. Durham helped OSU win a pair of Pacific-10 and NCAA West Regional titles, and she propelled the Beavers to finish in the top seven at the NCAA Championships each of her four years. She also competed in the 1991 World University Games. In addition to her athletic accomplishments, Durham earned Academic All-America honors as a senior.

CHARI KNIGHT (2003)

Chari Knight is one of the most decorated gymnasts in OSU history. The seven-time All-American is one of only two individuals in school history to earn All-American honors in four events. Knight earned regional titles three times in all-around, twice on floor and beam, and once on bars and vault. She also was a two-time Pacific-10 Conference Gymnast of the Year. As a freshman, she matched the school record by finishing second on bars at the NCAA Championships. Knight scored a perfect 10 eight times during her collegiate career, including five times on bars. At the time of her induction, Knight was still actively competing and had participated in the last two U.S. Championships. She was a member of the 2000 U.S. Olympic Team selection committee.

LINDA PARKER (1992)

The second Oregon State gymnast to earn All-American status, Linda claimed her honors on floor exercise (placing fourth) in 1978 and balance beam (placing sixth) in 1980. She was also a three-time member of the All-Western Region Team. While at OSU, Parker led her team to two fourth-place finishes (1980 and '82) at the National Championships and three regional titles. Parker lettered four years.

JOY SELIG (1997)

Joy Selig lettered from 1988-91 and was a seven-time All-American. She earned the NCAA title on the balance beam twice and once on floor exercise. She was named to the Pacific-10 Conference Women's All-Decade Team in 1995 (all sports). She was the 1991 American Award recipient, an honor given to the nation's top gymnast. Selig was also an Academic All-American. At the time of her graduation, she held the school record in the all-around, balance beam, and floor exercise. She was the NCAA Woman of the Year for Oregon and participated in the World University Games in 1991.

AMERICAN AWARD WINNERS

Three Oregon State gymnasts have earned the American Award, which honors the nation's top senior gymnast. The American Award is based on a gymnast's career academic and athletic achievements and is voted on by collegiate coaches across the nation. The award began in 1982, with Oregon State's Mary Ayotte becoming the first recipient of the prestigious honor. Joy Selig became OSU's second American Award winner in 1991, and Chari Knight received the award in 1994.

WORLD UNIVERSITY GAMES

Five former OSU athletes – Mary Ayotte, Amy Durham, Chari Knight, Megan Murphy-Barcroft and Joy Selig – and former head coach Jim Turpin have taken part in the World University games. Turpin headed the silver-medal U.S. team at the 1991 Games, with Selig, Knight and Durham on his team. Knight won a bronze medal on bars that year. Ayotte was a member of the 1981 team. Murphy-Barcroft was named to the 1999 team, but was injured in Spain prior to the meet and did not compete.



MARY AYOTTE
1982



CHARI KNIGHT
1994



JOY SELIG
1991



MARY AYOTTE
1982



AMY DURHAM
1991



CHARI KNIGHT
1991



MEGAN
MURPHY-BARCRIFT
1999



JOY SELIG
1991



JIM TURPIN
1991

ALL-TIME LETTERWINNERS

— A —

Leilani Alferos 2010-11
 Heidi Anderson 1984-85
 Marilyn Anderson 1992-95
 Mary Ayotte-Law 1979-82

— B —

Kelly Baker 1991-94
 Brooke Barclay 2007-09
 Tina Barnes 1985-88
 Ann Barry 1975-78
 Heather Bennett 1994-96
 Mary Berg 1979-82
 Megan Bert 1995-96
 Jereme Bigelow 2008-09
Kelsi Blalock 2010-11
 Kera Bolen 2006-09
 Pam Bond 1981-84
 Marissa Bruch 1998-2001
 Kathy Brunton 1975
 Kim Buckler 1984
 Jill Bumford 1985-86
 Stephanie Bychowski 1998-2001

— C —

Annie Campbell 2000-02, 04
 Sara Carson 1999
 Laurie Carter 1981-84
Hannah Casey 2011
 Jacque Cheatham 1975-78
 Laura-Ann Chong 2007-10
 Becky Colvin 2008-11
 Traci Crover 1991-94

— D —

Lara Degenhardt 1998-2001
 Courtney Dennison 2005-07
 Megan Devencenzi 2005-08
 Michelle Dickinson 2003-04
 Lyndsay Dixon 2000-01
 Jacey Draper 2005
 Deanne Droegemueller 1995-98
 Amy Durham 1990-93

— E —

Gina Eramouspe 1984

— F —

Melinda Fehlen 1977-79
 Kris Femling 1979-81
 Sheri Ferguson 1975-76
 Sarah Ferrari 1994-97
 Keegan Fitzgerald 2005-08

— G —

Michelle Gabiola 1983-86
 Shannon Gimbl 1985
 Adonica Glatt 2009
 Heidi Goehring 2002-05

— H —

Barb Hale 1981-84
 Leslie Hammond 1990-93
Brittany Harris 2011
 Tanya Henry 1975-76
 Ruth Herman 1982-84
 Launa Hipwell 1987-88
 Shannon Hohenschuh 1988-90
 Carol Holmes 1979-81
 Nancy Holmes 1980-81
 Dawn Howk 1988
 Sally Humble 1981-83

— I —

Daylee Ingalls 2002-03, 05

— J —

Stacy Jennings 1978
 Nicole Jensen 1992-95
 Elizabeth Jillson 2000-03
 Meghan Jones 2002-03
Melanie Jones 2010-11
 Jill Jory 1980
 Heather Justus 2002-05

— K —

Jen Kesler 2008-11
 Soomi Kim 1988
 Chari Knight 1991-94
 Patti Jo Knorr 1982-83

— L —

Yuki Lamb 2005-08
 Chrissy Lamun 2003-06
 Jami Lanz 2006-09
 Nathalie Lauw 1994-96
 Jean Lee 1983-84
 Donna Linder 1989-92
 Rayna Lipshultz 1984
 Jerra Lopez 1999, 2000-02
 Sharon Low 1979-82

— M —

Carol Magnuson 1975-77
Leslie Mak 2009-11
 Debbie Marland 1985-88
Stephanie McGregor 2009-11
 Leah McKernan 1995-98
 Jennifer McMullin 1989-92
 Soni Meduna 1999, 2000-02
 Rändi Miller 1994-97
 Angela Morales 2003-06
 Karissa Moreland 2000
 Monique Munson 1986-89
 Megan Murphy-Barcroft 1996-99

— N —

Karin Nakano 1986-89
 Kristin Nakano 1986-89
 Lindsay Nelson 2001-03, 05

— P —

Linda Parker 1978-82
 Cynthia Peticolas 1975-77
 Danae Phillips 1996-99
 Christa Piazza 2003-05
 Claire Pierce 2005-08
 Linda Pierce 1988-91
 D'Anna Piro 2006-09
 Chelsea Plourde 2004-05
 Cari Prout 1987

— R —

Britney Ranzy 2011
 Tanya Ricioli-Hebron 2000, 2002-04
 Mandi Rodriguez 2007-10
 Lisa Rogers 1975-77
 Cassandra Rowell 2006
 Renee Runyon 1993-96
 Kim Rushing 1988-89

— S —

Michelle Sandoz 1991-94
 Johnnie Rae Schmelzer 2008-09
 Carol Schroeder 1985-88
Amanda Schulberg 2011
 Kim Sedlak 2005
 Joy Selig 1988-91
 Katrina Severin 1997, 1999-2001
 Jami Sherman 1988-89, 1991
 Connie Shuya 1979-81
 Laura Shuya 1979-81
 Amy Slack 1995-98
 Amy Smidt 1986-87
 Marlene Smith 1978-81
 Tasha Smith 2006-09
 Wendy Smith 1990, 1992-93
 Kristie Snyder 1993-96
 Donna Southwick 1977-78
Makayla Stambaugh 2010-11
 Amy Starr 1989
 Megan Suratt 2000-01

— T —

Julie Tanabe 1990
 Annette Taylor 1998-2000
 Bea Tistu-Whisenhunt 1996-98, 2000
 Lisa Treciak 1986
 Amanda Turko 1994-96, 1998

— U —

Nadine Ueoka 1984-85

— V —

Anne Marie Vassallo 1994-97
 Thérèse Videan 2002-05
Olivia Vivian 2009-11

— W —

Whitney Watson 2007-10
 Bunny Way 1975, 1977-78
 Jayne Weinstein 1982-85
 Julie White 1983
 Tiffani White 1999

— Y —

Kathy Yock 1979
 Elaine Yoder 2001-04
 Corrie Young 1997-2000

Current gymnasts in **boldface**

ACADEMIC EXCELLENCE

The Oregon State gymnastics program has long prided itself on top performances both on the competition floor as well as in the classroom.

Since 1984, OSU gymnasts have earned 99 Scholastic All-America honors from the National Association of Collegiate Gymnastics Coaches. In 2011, three OSU gymnasts earned the honors; Leilani Alferos, Leslie Mak and Stephanie McGregor.

Additionally, the same threesome was selected to the Pacific-10 Conference's All-Academic team in 2011. McGregor earned a spot on the first team while Alferos and Mak received second team status.

Seven Beaver gymnasts have also earned CoSIDA/ESPN the Magazine Academic All-America mention throughout the course of the program. Most recently, Yuki Lamb was awarded the academic honor in 2008.

In 1991, the gymnastics team boasted the top grade point average of any team or by any particular sport in the nation (3.61 GPA). That year, nine OSU gymnasts earned NACGC Scholastic All-America accolades, and Joy Selig was a CoSIDA/GTE Academic All-American.

In 1992, OSU again had the top grade point average among all collegiate women's gymnastics teams (3.385 GPA), giving them the distinction at the time as the only team to earn the national academic title twice. From those teams, Kelly Baker, Traci Crover, Chari Knight, Donna Linder and Anne Marie Vassallo were all NACGC Academic All-Americans each of their four seasons.

Knights was also a CoSIDA Academic All-American in 1992 and 1994, and Crover earned CoSIDA recognition in 1994.

Heidi Anderson (1984), Amy Durham (1993) and Rändi Miller (1997) have also earned CoSIDA Academic All-America honors.

In 2008, Yuki Lamb became the seventh OSU gymnast to earn CoSIDA/ESPN the Magazine Academic All-America honors.

CoSIDA ACADEMIC ALL-AMERICANS



HEIDI ANDERSON
1984



TRACI CROVER
1994



AMY DURHAM
1993



CHARI KNIGHT
1992 • 1994



YUKI LAMB
2008



RÄNDI MILLER
1997



JOY SELIG
1991

OSU'S PAC-10 ALL-ACADEMIC SELECTIONS

In 2011, three OSU gymnasts earned Pac-10 All-Academic recognition including, Stephanie McGregor earning first team honors. In all, OSU gymnasts have received 64 conference first or second team all-academic awards since the honor was established in 1992.

1992:	Traci Crover	First Team
	Amy Durham	First Team
	Chari Knight	First Team
	Kelly Baker	Second Team
	Leslie Hammond	Second Team
	Donna Linder	Second Team
	Wendy Smith	Second Team
1993:	Traci Crover	First Team
	Amy Durham	First Team
	Chari Knight	First Team
	Michelle Sandoz	First Team
	Kelly Baker	Second Team
	Wendy Smith	Second Team
1994:	Traci Crover	First Team
	Chari Knight	First Team
	Michelle Sandoz	First Team
	Kelly Baker	Second Team
	Kristie Snyder	Second Team
1995:	Rändi Miller	First Team
	Anne Marie Vassallo	First Team
1996:	Rändi Miller	First Team
	Kristie Snyder	First Team
	Anne Marie Vassallo	First Team
	Amanda Turko	Second Team
1997:	Rändi Miller	First Team
	Anne Marie Vassallo	First Team
1998:	Deanne Droegemueller	Second Team
	Megan Murphy	Second Team
1999:	Megan Murphy-Barcroft	First Team
	Danae Phillips	First Team
	Lara Degenhardt	Second Team
2000:	Lara Degenhardt	First Team
	Stephanie Bychowski	Second Team
	Corrie Young	Second Team
2001:	Lara Degenhardt	First Team
	Megan Suratt	Second Team
2002:	Jerra Lopez	Second Team
2004:	Chrissy Lamun	Second Team
2005:	Lindsay Nelson	First Team
	Keegan Fitzgerald	Second Team
	Chrissy Lamun	Second Team
2006:	Keegan Fitzgerald	First Team
	Chrissy Lamun	First Team
	Claire Pierce	First Team
	D'Anna Piro	First Team
	Yuki Lamb	Second Team
2007:	Keegan Fitzgerald	First Team
	Claire Pierce	First Team
	D'Anna Piro	First Team
	Yuki Lamb	Second Team
2008:	Yuki Lamb	First Team
	Claire Pierce	First Team
	Laura-Ann Chong	Second Team
	Megan Devencenzi	Second Team
2009:	Kera Bolen	Second Team
	Laura-Ann Chong	Second Team
2010:	Stephanie McGregor	First Team
	Olivia Vivian	First Team
	Laura-Ann Chong	Second Team
	Leslie Mak	Second Team
	Whitney Watson	Second Team
2011:	Stephanie McGregor	First Team
	Leslie Mak	Second Team
	Olivia Vivian	Second Team

ACADEMIC EXCELLENCE

NATIONAL ASSOCIATION OF COLLEGIATE GYMNASTICS COACHES (NACGC) SCHOLASTIC ALL-AMERICANS

In 2008, Yuki Lamb, Claire Pierce and D'Anna Piro became the ninth, 10th and 11th Oregon State gymnasts to have earned NACGC Scholastic All-America all four years they competed for at Oregon State. In addition, because she used her redshirt year as a true freshman, Piro joined Keegan Fitzgerald as the second OSU gymnast to earn the Scholastic All-American honors five times in her career. The four-time list includes:

Donna Linder	(1989, '90, '91, '92)	Anne Marie Vassallo	(1994, '95, '96, '97)	Yuki Lamb	(2005, '06, '07, '08)
Kelly Baker	(1991, '92, '93, '94)	Christa Piazza	(2002, '03, '04, '05)	Claire Pierce	(2005, '06, '07, '08)
Traci Crover	(1991, '92, '93, '94)	Chrissy Lamun	(2003, '04, '05, '06)	D'Anna Piro	(2005, '06, '07, '08, '09)
Chari Knight	(1991, '92, '93, '94)	Keegan Fitzgerald	(2004, '05, '06, '07, '08)		

SCHOLASTIC ALL-AMERICAN HONOREES

The following Oregon State gymnasts have been named as Scholastic All-America by the National Association of Collegiate Gymnastics Coaches:

1984: Heidi Anderson	Junior	1999: Sara Carson	Freshman	2005: Keegan Fitzgerald	Redshirt Freshman	2010: Leilani Alferos	Freshman
1989: Donna Linder	Freshman	Lara Degenhardt	Sophomore	Heather Justus	Senior	Stephanie McGregor	Sophomore
Kristin Nakano	Senior	Megan Murphy-Barcroft	Senior	Yuki Lamb	Freshman	Mandi Rodriguez	Senior
1990: Donna Linder	Sophomore	Danae Phillips	Senior	Chrissy Lamun	Junior	Whitney Watson	Senior
Linda Pierce	Junior	2000: Lara Degenhardt	Junior	Lindsay Nelson	Redshirt Senior	2011: Leilani Alferos	Sophomore
Joy Selig	Junior	Megan Suratt	Freshman	Christa Piazza	Senior	Leslie Mak	Junior
1991: Kelly Baker	Freshman	Annette Taylor	Junior	Claire Pierce	Freshman	Stephanie McGregor	Junior
Traci Crover	Freshman	Bea Tistu-Whisenhunt	Senior	D'Anna Piro	Freshman		
Amy Durham	Sophomore	2001: Lara Degenhardt	Senior	Thérèse Videan	Senior		
Leslie Hammond	Sophomore	Jerra Lopez	Junior	2006: Kera Bolen	Freshman		
Chari Knight	Freshman	Tanya Ricioli	Sophomore	Keegan Fitzgerald	Sophomore		
Donna Linder	Junior	Megan Suratt	Sophomore	Yuki Lamb	Sophomore		
Linda Pierce	Senior	2002: Heather Justus	Freshman	Chrissy Lamun	Senior		
Joy Selig	Senior	Jerra Lopez	Senior	Claire Pierce	Sophomore		
Wendy Smith	Sophomore	Lindsay Nelson	Sophomore	D'Anna Piro	Redshirt Freshman		
1992: Kelly Baker	Sophomore	Christa Piazza	Freshman	2007: Keegan Fitzgerald	Junior		
Traci Crover	Sophomore	Alisha Stephenson	Freshman	Yuki Lamb	Junior		
Amy Durham	Junior	2003: Elizabeth Jillson	Senior	Claire Pierce	Junior		
Chari Knight	Sophomore	Chrissy Lamun	Freshman	D'Anna Piro	Sophomore		
Donna Linder	Senior	Lindsay Nelson	Junior	2008: Courtney Dennison	Senior		
Michelle Sandoz	Sophomore	Christa Piazza	Sophomore	Megan Devencenzi	Senior		
1993: Kelly Baker	Junior	Thérèse Videan	Sophomore	Keegan Fitzgerald	Senior		
Traci Crover	Junior	2004: Keegan Fitzgerald	Freshman	Yuki Lamb	Senior		
Amy Durham	Senior	Chrissy Lamun	Sophomore	Claire Pierce	Senior		
Chari Knight	Junior	Lindsay Nelson	Senior	D'Anna Piro	Junior		
Wendy Smith	Senior	Christa Piazza	Junior	2009: Adonica Glatt	Freshman		
1994: Kelly Baker	Senior	Thérèse Videan	Junior	Stephanie McGregor	Freshman		
Traci Crover	Senior			D'Anna Piro	Senior		
Chari Knight	Senior			Johnnie Rae Schmelzer	Senior		
Michelle Sandoz	Senior			Olivia Vivian	Freshman		
Anne Marie Vassallo	Freshman						
1995: Megan Bert	Freshman						
Nicole Jensen	Senior						
Rändi Miller	Sophomore						
Kristie Snyder	Junior						
Amanda Turko	Sophomore						
Anne Marie Vassallo	Sophomore						
1996: Sarah Ferrari	Junior						
Rändi Miller	Junior						
Anne Marie Vassallo	Junior						
1997: Sarah Ferrari	Senior						
Rändi Miller	Senior						
Anne Marie Vassallo	Senior						
1998: Leah McKernan	Senior						
Megan Murphy	Junior						
Danae Phillips	Junior						
Bea Tistu	Junior						



The 1991 Oregon State gymnastics team was the national academic champion, finishing the school year with a nation-best 3.61 grade point average as a team. OSU repeated as national academic champions in 1992.

OREGON STATE GYMNASTICS

YEAR-BY-YEAR RESULTS

THE SYLVIA MOORE ERA

(1975)

1975 (10-6)

Calgary	W	81.10-69.95	
Eastern Montana College	W	81.10-72.35	
British Columbia	W	81.10-53.15	
Alberta	L	81.10-81.65	
Portland State	W	75.35-49.50	
Oregon College	L	75.35-81.80	
Portland State	W	86.00-49.50	
Oregon College	L	86.00-89.05	
Linn-Benton C.C.	W	85.10-60.75	
Boise State	W	85.10-70.65	
Oregon	L	85.10-96.95	
Washington State	L	81.00-82.80	
Idaho	W	81.00-30.85	
Seattle University	W	81.00-73.35	
Eastern Washington	L	81.00-93.475	
Central Washington	W	81.00-66.15	
NCWSA Regionals	6th	88.00	

THE RON LUDWIG ERA

(1976-1985)

1976 (11-10)

Linn-Benton C.C.	L	84.15-85.15	
Linn-Benton C.C.	W	80.75-79.50	
Oregon College	W	80.75-73.00	
Eastern Washington	L	75.50-79.30	
Seattle Pacific	L	75.50-83.60	
Seattle Pacific	L	80.65-82.85	
Oregon	L	86.35-97.95	
Portland State	W	86.35-72.25	
Linn-Benton C.C.	W	86.35-83.90	
Portland State	W	84.75-68.70	
Pacific University	L	84.65-94.25	
Linn-Benton C.C.	L	84.65-88.75	
Portland State	W	79.90-69.50	
Boise State	W	78.80-75.50	
Washington State	L	78.80-79.95	
Idaho	W	78.80-50.90	
Seattle Pacific	L	85.55-95.00	
Seattle University	W	85.55-63.00	
Oregon	L	88.35-95.85	
Eastern Washington	W	88.35-86.10	
Washington State	W	88.35-78.90	
NCWSA Regionals	4th	90.65	

1977 (10-5)

Jan. 8	Oregon	2nd of 3	Eugene, Ore.
	Oregon	L	110.65-120.80
	Portland State	W	110.65-87-85
Jan. 15	Oregon State	1st of 3	Corvallis
	Seattle Pacific	W	116-40-108.60
	Eastern Washington	W	116-40-97-20
Jan. 29	Pacific University	L	116.35-122.80 Forest Grove, Ore.
Feb. 5	Oregon State	1st of 4	Corvallis
	Oregon	W	123.80-118.90
	Boise State	W	123.80-104.70
	Idaho	W	123.80-72.85
Feb. 12	Eastern Washington	2nd of 4	Cheney, Wash.
	Eastern Washington	L	121.80-126.75
	Idaho	W	121.80-82.80
	Central Washington	W	121.80-80.40
Feb. 16	Oregon Coll. of Educ.	W	115.25-102.60 Monmouth, Ore.
Feb. 19	Nevada-Reno	L	127.90-135.05 Corvallis
Feb. 25	Washington	L	122.95-135.35 Seattle
Mar. 1	Portland State	W	126.95-110.70 Portland, Ore.
Mar. 30-31	NCWSA Regionals	3rd	130.15 University Park, Pa.

1978 (18-1)

Jan. 7	Portland State	W	111.10-69.45	Corvallis
Jan. 14	Eastern Washington	1st of 3		Cheney, Wash.
	Oregon	W	124.85-119.85	
	Eastern Washington	W	124.85-113.95	
Jan. 18	Oregon Coll. of Educ.	W	113.10-97.80	Monmouth, Ore.
Jan. 21	Cal State Fullerton	L	124.90-132.90	Corvallis
Jan. 28	Oregon	1st of 4		Eugene, Ore.
	Oregon	W	125.70-112.15	

	Montana	W	125.70-107.30	
	Portland State	W	125.70-89.15	
Feb. 4	Seattle Pacific Invitational 1st of 4			Seattle
	Washington	W	136.95-133.40	
	Eastern Washington	W	136.95-126.70	
	Seattle Pacific	W	136.95-115.00	
Feb. 8	Oregon	W	126.80-113.55	Corvallis
Feb. 10	Oregon State	1st of 3		Corvallis
	Washington	W	130.40-125.20	
	Sacramento State	W	130.40-80.25	
Feb. 17	Oregon State	1st of 3		Corvallis
	Arizona State	W	128.60-126.80	
	Washington	W	128.60-123.30	
Mar. 3	Portland State	1st of 4		Portland, Ore.
	Portland State	W	131.60-118.20	
	Washington State	W	131.60-97.50	
	Montana State	W	131.60-79.40	
Mar. 10-11	at NCWSA Regionals 2nd		132.25	Cheney, Wash.

1979 (15-2)

Dec. 9	San Jose State	L	115.80-119.85	San Jose, Calif.
Jan. 5	Montana State	W	127.20-67.60	Corvallis
Jan. 13	Regional Qualifying Meet	1st of 4		Pullman, Wash.
	Washington State	W	124.45-109.45	
	Boise State	W	124.45-102.25	
	Seattle University	W	124.45-87.90	
Jan. 21	Chico State	W	130.40-93.10	Corvallis
Jan. 27	Arizona State	1st of 4		Tempe, Ariz.
	Utah	W	134.35-132.10	
	Utah State	W	134.35-131.70	
	Arizona State	W	134.35-131.55	
Feb. 3	Regional Qualifying Meet	1st of 3		Bozeman, Mont.
	Portland State	W	128.45-119.70	
	Montana State	W	128.45-106.40	
Feb. 9	California	W	125.60-108.10	Corvallis
Feb. 10	Cal State Fullerton	L	130.35-135.85	Corvallis
Feb. 17	Brigham Young	W	134.10-128.75	Corvallis
Feb. 24	Regional Qualifying Meet	1st of 4		Corvallis
	Oregon	W	130.00-127-25	
	Washington	W	130.00-117.90	
	Eastern Washington	W	130.00-111.30	
Mar. 9-10	NCWSA Regionals	1st	135.70	Corvallis
Mar. 30-31	AIWA Nationals	7th	134.55	University Park, Pa.

1980 (19-1)

Jan. 11	Arizona State	W	138.15-136.25	Corvallis
Jan. 18	Montana State	W	139.75-122.60	Corvallis
Jan. 19	Regional Qualifying Meet	1st of 4		Monmouth, Ore.
	Portland State	W	130.30-124.10	
	Eastern Washington	W	130.30-112.95	
	Oregon Coll. of Educ.	W	130.30-108.40	
Jan. 26	California	W	139.30-124.75	Corvallis
Feb. 2	Arizona	1st of 4		Tucson, Ariz.
	Arizona	W	141.05-137.00	
	San Diego State	W	141.05-134.95	
	Colorado	W	141.05-130.35	
Feb. 9	Oregon	W	141.00-139.85	Corvallis
Feb. 15	USC	W	136.05-127.35	Los Angeles
Feb. 22	Utah	2nd of 4		Salt Lake City
	Utah	L	142.70-144.45	
	Oklahoma State	W	142.70-135.30	
	Iowa State	W	142.70-130.95	
Feb. 23	Brigham Young	1st of 3		Provo, Utah
	Brigham Young	W	143.55-138.25	
	Iowa State	W	143.55-130.10	
Mar. 1	Regional Qualifying Meet	1st of 4		Eugene, Ore.
	Oregon	W	141.65-136.80	
	Washington	W	141.65-133.65	
	Boise State	W	141.65-131.30	
Mar. 7	Washington State	W	141.30-131.55	Corvallis
Mar. 21-22	at NCWSA Regionals	1st	141.80	Spokane, Wash.
Apr. 5-6	at AIWA Nationals	4th	140.15	Salt Lake City

1981 (19-6)

Jan. 8	Washington State	W	138.05-124.20	Corvallis
Jan. 10	Montana State	W	137.25-104.55	Bozeman, Mont.
Jan. 16	Arizona State	2nd of 4		Tempe, Ariz.
	Arizona State	L	139.55-140.95	
	Oklahoma State	W	139.05-134.00	
	Arizona	W	139.05-122.60	
Jan. 24	Minnesota	W	143.45-128.50	Corvallis

Jan. 30	Oregon	W	146.20-138.15	Eugene, Ore.
Feb. 2	Utah	3rd of 4		Salt Lake City
	Utah	L	144.80-147.95	
	UCLA	L	144.80-145.25	
	Brigham Young	W	144.80-137.65	
Feb. 7	Stanford	W	145.80-135.45	Corvallis
Feb. 15	UCLA Invitational	3rd of 7		Los Angeles
	Utah	L	142.10-143.10	
	UCLA	L	142.10-142.75	
	Arizona State	W	142.10-141.30	
	USC	W	142.10-140.50	
	Minnesota	W	142.10-132.35	
	California	W	142.10-119.65	
Feb. 21	Arizona	W	145.50-131.30	Corvallis
Feb. 27	OSU National Invitational	1st of 8		Corvallis
	UCLA	W	145.90-142.25	
	Louisiana State	W	145.90-141.65	
	Washington	W	145.90-137.60	
	Brigham Young	W	145.90-137.35	
	Nebraska	W	145.90-135.50	
	Portland State	W	145.90-121.20	
	Oregon	W	145.90-incomplete	
Mar. 13	Utah	L	147.40-147.70	Corvallis
Apr. 10-11	NCWSA Regionals	1st	147.45	Pullman, Wash.
Apr. 25	AIWA Nationals	4th	141.15	Salt Lake City

1982 (17-2)

Jan. 9	Oregon	W	142.80-126.65	Corvallis
Jan. 16	Stanford	W	144.90-142.55	Palo Alto, Calif.
Jan. 23	Washington	W	142.70-138.55	Corvallis
Jan. 29	Oregon	1st of 3		Eugene, Ore.
	Oregon	W	140.70-136.20	
	UC Davis	W	140.70-127.00	
Feb. 6	Washington	W	144.15-136.90	Corvallis
Feb. 12	Utah	L	145.05-146.20	Corvallis
Feb. 19	Shanico Inn-Vitalional	1st of 8		Corvallis
	USC	W	144.50-142.30	
	Washington	W	144.50-140.25	
	Brigham Young	W	144.50-140.15	
	Ohio State	W	144.50-138.35	
	Oklahoma State	W	144.50-135.65	
	Washington State	W	144.50-135.40	
	Oregon	W	144.50-136.20	
Feb. 27	Washington	W	144.00-140.25	Seattle
Mar. 6	Brigham Young	1st of 3		Provo, Utah
	Brigham Young	W	145.20-144.60	
	Oklahoma State	W	145.20-139.95	
Mar. 8	Utah	2nd of 3		Salt Lake City
	Utah	L	147.20-149.65	
	Penn State	W	147.20-146.70	
Mar. 12-13	NCAA Regionals	1st	146.10	Corvallis
Mar. 26-27	NCAA Championships	4th	143.00	Salt Lake City

1983 (27-4-1)

Jan. 8	Washington Invitational	1st of 9		Seattle
	Washington	W	173.00-172.10	
	Seattle Pacific	W	173.00-162.05	
	Washington State	W	173.00-160.05	
	British Columbia	W	173.00-159.55	
	Boise State	W	173.00-155.80	
	Montana	W	173.00-155.60	
	Spokane CC	W	173.00-146.35	
	Eastern Washington	W	173.00-143.70	
Jan. 15	Oregon State	1st of 3		Corvallis
	Washington	W	176.95-173.25	
	Oregon	W	176.95-173.00	
Jan. 21	Washington State	W	176.60-167.55	Pullman, Wash.
Jan. 24	Utah	L	179.50-183.85	Salt Lake City
Jan. 28	San Jose State	1st of 4		San Jose, Calif.
	San Diego State	W	177.60-171.90	
	Long Beach State	W	177.60-167.25	
	San Jose State	W	177.60-155.20	
Feb. 4	Oregon State	1st of 3		Corvallis
	Brigham Young	W	180.55-172.10	
	California	W	180.55-166.90	
Feb. 11	Utah State	W	181.75-178.35	Logan, Utah
Feb. 12	Brigham Young	W	180.85-177.55	Provo, Utah
Feb. 19	Oregon State	1st of 3		Corvallis
	Arizona	W	184.35-174.00	
	Stanford	W	184.35-173.15	

OREGON STATE GYMNASTICS

YEAR-BY-YEAR RESULTS

Feb. 25-26	<i>Shanico Inn-Vitatonal</i>	3rd of 7	Corvallis
	Arizona State	L 180.55-185.05	
	Utah	L 180.55-183.40	
	USC	W 180.55-176.20	
	Georgia	W 180.55-175.00	
	Nebraska	W 180.55-169.00	
	Michigan	W 180.55-167.35	
Mar. 5	<i>Cal State Fullerton</i>	2nd of 3 (tie)	Fullerton, Calif.
	Cal State Fullerton	L 179.75-185.95	
	USC	T 179.75-179.75	
Mar. 18-19	<i>NorPac Championships</i>	1st of 4	Pullman, Wash.
	Washington	W 183.20-180.00	
	California	W 183.20-177.60	
	Washington State	W 183.20-173.80	
Mar. 26	NCAA West Regional	3rd	Fullerton, Calif.
Apr. 8-9	NCAA Championships	9th	Salt Lake City

1984 (20-14)

Dec. 28-29	<i>Aloha Gym-Fest</i>	3rd of 6	Honolulu
	Arizona State	L 176.35-182.60	
	Washington	L 176.35-178.70	
	USC	W 176.35-173.95	
	California	W 176.35-170.95	
	Boise State	W 176.35-154.05	
Jan. 14	San Jose State	W 180.35-162.35	Corvallis
Jan. 19	<i>Stanford</i>	2nd of 3	Palo Alto, Calif.
	Stanford	L 176.90-178.60	
	New Mexico	W 176.90-170.00	
Jan. 21	<i>California</i>	1st of 4	Berkeley, Calif.
	Arizona	W 178.70-178.60	
	California	W 178.70-175.65	
	New Mexico	W 178.70-174.90	
Jan. 31	<i>Oregon State</i>	1st of 4	Corvallis
	USC	W 180.95-180.65	
	Utah State	W 180.95-177.15	
	Washington State	W 169.40-165.70	
Feb. 3	<i>Arizona State</i>	3rd of 3	Tempe, Ariz.
	Arizona State	L 179.95-188.70	
	Utah	L 179.95-187.95	
Feb. 10	<i>Washington</i>	2nd of 3	Seattle
	Washington	L 180.20-182.15	
	California	W 180.20-179.96	
Feb. 18	Utah	L 178.90-184.95	Corvallis
Feb. 24-25	<i>Shanico Inn-Vitatonal</i>	4th of 7	Corvallis
	UCLA	L 178.00-179.70	
	Arizona	L 178.00-179.40	
	Ohio State	L 178.00-178.80	
	Alabama	W 178.00-177.55	
	Brigham Young	W 178.00-173.14	
	Missouri	W 178.00-172.80	
Mar. 3	<i>Oregon</i>	1st of 3	Eugene, Ore.
	Seattle Pacific	W 177.25-169.40	
	Oregon	W 177.25-166.20	
Mar. 11	<i>NorPac Championships</i>	3rd of 6	Berkeley, Calif.
	California	L 179.35-183.90	
	Washington	L 179.35-179.40	
	San Jose State	W 179.35-167.00	
	Oregon	W 179.35-165.85	
	Stanford	W 179.35-176.80	
Mar. 12	<i>Utah</i>	3rd of 3	Salt Lake City
	Utah	L 182.65-189.30	
	Florida	L 182.65-183.95	
Apr. 6-7	NCAA Regionals	4th	Fullerton, Calif.

1985 (25-4-1)

Dec. 28-29	<i>Aloha Gym-Fest</i>	2nd of 6	Honolulu
	New Mexico	L 176.70-177.10	
	Louisiana State	W 176.70-176.00	
	Oklahoma	W 176.70-175.50	
	UCLA	W 176.70-174.10	
	Maryland	W 176.70-172.05	
Jan. 11	San Jose State	W 176.15-169.00	San Jose, Calif.
Jan. 17	Washington State	W 174.95-172.45	Pullman, Wash.
Jan. 18	Utah	L 184.75-188.65	Salt Lake City
Jan. 23	Oregon	W 180.45-161.80	Corvallis
Feb. 1	California	W 182.25-171.65	Corvallis
Feb. 2	Utah	L 184.00-184.15	Corvallis
Feb. 8	USC	T 175.85-175.85	Los Angeles
Feb. 9	<i>UCLA Invitational</i>	2nd of 5	Los Angeles
	Cal State Fullerton	L 177-30-182.45	
	UCLA	W 177-30-176.15	

	USC	W 177.30-175.95	
	Brigham Young	W 177.30-171.50	
Feb. 16	Washington State	W 177.95-173.65	Corvallis
Feb. 23	<i>Shanico Inn-Vitatonal</i>	1st of 6	Corvallis
	Washington	W 185.85-181.40	
	Stanford	W 185.85-179.00	
	New Mexico	W 185.85-178.25	
	Utah State	W 185.85-174.00	
	San Diego State	W 185.85-174.00	
Mar. 2	Brigham Young	W 183.15-181.30	Provo, Utah
Mar. 4	Utah State	W 183.30-180.45	Logan, Utah
Mar. 8	Washington	W 182.40-181.60	Seattle
Mar. 16	<i>NorPac Championships</i>	1st of 6	Corvallis
	Washington	W 183.95-182.00	
	Washington State	W 183.95-178.55	
	California	W 183.95-173.60	
	San Jose State	W 183.95-167.60	
	Oregon	W 183.95-160.75	
Mar. 29	NCAA Regionals	1st	Corvallis
Apr. 12-13	NCAA Championships	6th	Salt Lake City

THE JIM TURPIN ERA (1986-1997)

1986 (13-7)

Jan. 5	Washington State	W 174.95-166.20	Corvallis
Jan. 11	San Jose State	W 177.70-166.15	Corvallis
Jan. 18	California	L 176.60-177.50	Berkeley, Calif.
Feb. 1	Brigham Young	W 179.50-175.90	Provo, Utah
Feb. 3	Utah State	W 182.75-182.05	Logan, Utah
Feb. 7	<i>Nutmeg Hills Classic</i>	3rd of 3	Gainesville, Fla.
	Florida	L 177.35-185.50	
	UCLA	L 177.35-180.10	
Feb. 12	Oregon	W 177.70-171.35	Eugene, Ore.
Feb. 22	California	W 182.25-181.00	Corvallis
Feb. 28	<i>Shanico Inn-Vitatonal</i>	2nd of 5	Corvallis
	Washington	L 181.65-183.40	
	Cal State Fullerton	W 181.65-179.55	
	Brigham Young	W 181.65-176.45	
	Montana	W 181.65-173.50	
Mar. 8	Washington	L 181.65-185.35	Seattle
Mar. 14	Cal State Fullerton	L 178.55-184.90	Fullerton, Calif.
Mar. 21-22	<i>NorPac Championships</i>	2nd of 6	Seattle
	Washington	L 185.80-185.70	
	California	W 185.70-183.15	
	Oregon	W 185.70-176.40	
	San Jose State	W 185.70-175.90	
	Washington State	W 185.70-157.15	
Apr. 5	NCAA Regionals	3rd of 6	Corvallis

1987 (18-9)

Jan. 10	<i>Husky Classic</i>	2nd of 5	Seattle
	Arizona	L 176.55-181.20	
	Washington	W 176.55-174.85	
	Brigham Young	W 176.55-172.30	
	Washington State	W 176.55-168.85	
Jan. 17	California	W 179.20-174.75	Corvallis
Jan. 23	Arizona	L 180.15-185.10	Tucson, Ariz.
Jan. 31	Arizona State	W 183.65-182.50	Corvallis
Feb. 7	Washington	W 183.15-181.35	Corvallis
Feb. 14	Boise State	W 183.15-179.20	Boise, Idaho
Feb. 20	<i>Hobee Invite</i>	2nd of 3	Palo Alto, Calif.
	Stanford	L 179.90-179.95	
	Cal State Northridge	W 179.90-166.10	
Feb. 23	Seattle Pacific	W 181.80-176.15	Corvallis
Mar. 5	<i>Shanico Inn-Vitatonal</i>	3rd of 6	Corvallis
	Washington	L 183.20-184.50	
	Arizona	L 183.20-184.45	
	Boise State	W 183.20-179.15	
	Washington State	W 183.20-176.65	
	California	W 183.20-175.90	
Mar. 13	<i>Spartan Invite</i>	1st of 4	East Lansing, Mich.
	Michigan	W 186.00-184.45	
	San Jose State	W 186.00-176.30	
	UC Davis	W 186.00-167.75	
Mar. 28	<i>Pac-10 Championships</i>	5th of 8	Pullman, Wash.
	UCLA	L 185.25-190.75	
	Arizona	L 185.25-187.65	
	Washington	L 185.25-186.15	
	Arizona State	L 185.25-186.10	
	Stanford	W 185.25-181.75	

	California	W 185.25-178.65	
	Washington State	W 185.25-177.95	
Apr. 11	NCAA Western Regional	3rd of 7	Seattle
Apr. 24-25	NCAA Championships	12th of 12	Salt Lake City

1988 (20-3)

Jan. 15	Stanford	W 182.10-176.00	Corvallis
Jan. 30	California	W 185.05-176.15	Corvallis
Feb. 6	<i>UCLA Invitational</i>	2nd of 5	Los Angeles
	UCLA	L 185.70-189.20	
	Cal State Fullerton	W 185.70-184.35	
	Arizona State	W 185.70-183.65	
	New Mexico	W 185.70-171.15	
Feb. 12	Washington	W 186.10-186.00	Seattle
Feb. 13	Seattle Pacific	W 187.50-179.40	Seattle
Feb. 19	Arizona	W 186.10-182.20	Tucson, Ariz.
Feb. 27	Brigham Young	W 186.10-182.25	Provo, Utah
Feb. 29	<i>Utah State</i>	1st of 3	Logan, Utah
	Utah State	W 188.90-187.05	
	Boise State	W 188.90-177.35	
Mar. 4	San Jose State	W 187.05-174.35	Corvallis
Mar. 12	<i>Shanico Inn-Vitatonal</i>	1st of 5	Corvallis
	Houston Baptist	W 189.10-182.80	
	Washington	W 189.10-180.90	
	Seattle Pacific	W 189.10-180.45	
	Brigham Young	W 189.10-180.35	
Mar. 26	<i>Pac-10 Championships</i>	3rd of 7	Tempe, Ariz.
	UCLA	L 185.95-189.45	
	Arizona State	L 185.95-187.05	
	Arizona	W 185.95-185.30	
	Washington	W 185.95-184.20	
	Stanford	W 185.95-182.55	
	California	W 185.95-179.55	
Apr. 9	NCAA Western Regional	1st of 7	Corvallis
Apr. 22-23	NCAA Championships	7th of 12	Salt Lake City

1989 (21-4)

Jan. 13	<i>Husky Classic</i>	3rd of 5	Seattle
	Nebraska	L 184.70-187.15	
	Arizona	L 184.70-186.15	
	Washington	W 184.70-183.20	
	California	W 184.70-176.40	
Jan. 15	Arizona	W 188.85-187.00	Corvallis
Jan. 27	California	W 185.60-183.25	Berkeley, Calif.
Jan. 28	<i>San Jose State</i>	1st of 3	San Jose, Calif.
	San Jose State	W 188.35-178.65	
	Cal Poly SLO	W 188.35-177.45	
Feb. 3	<i>Washington</i>	1st of 4	Seattle
	Washington	W 187.35-186.50	
	Arizona State	W 187.35-184.10	
	Seattle Pacific	W 187.35-180.95	
Feb. 10	<i>Shanico Inn-Vitatonal</i>	1st of 4	Corvallis
	Stanford	W 187.45-186.30	
	Minnesota	W 187.45-185.15	
	Boise State	W 187.45-183.00	
Feb. 18	Utah State	W 188.70-183.50	Corvallis
Feb. 24	Washington	W 190.85-186.85	Corvallis
Mar. 4	<i>Pac-10 Championships</i>	2nd of 7	Corvallis
	UCLA	L 193.65-195.20	
	Arizona State	W 193.65-191.10	
	Arizona	W 193.65-190.00	
	Washington	W 193.65-188.70	
	Stanford	W 193.65-186.55	
	California	W 193.65-185.00	
Mar. 10	Arizona	L 189.45-189.80	Tucson, Ariz.
Mar. 11	<i>Arizona State</i>	1st of 3	Tempe, Ariz.
	Florida	W 190.70-189.80	
	Arizona State	W 190.70-189.55	
Apr. 1	NCAA Western Regional	3rd of 7	Fullerton, Calif.
Apr. 14-15	NCAA Championships	7th of 12	Athens, Ga.

1990 (14-12)

Jan. 13	Seattle Pacific	W 182.30-179.05	Seattle
Jan. 19	UCLA	W 186.55-186.50	Corvallis
Jan. 26	<i>Arizona</i>	4th of 4	Tucson, Ariz.
	Georgia	L 186.30-188.25	
	Arizona	L 186.30-187.40	
	Cal State Fullerton	L 186.30-186.75	
Jan. 27	Utah	L 189.60-189.05	Corvallis
Feb. 2	Arizona State	W 190.35-187.95	Corvallis

OREGON STATE GYMNASTICS

YEAR-BY-YEAR RESULTS

<p>Feb. 10 <i>Stanford</i> 1st of 4 <i>Palo Alto, Calif.</i> Stanford W 188.00-185.55 Cal-Poly SLO W 188.00-183.75 Boise State W 188.00-183.10</p> <p>Feb. 12 <i>Utah</i> L 193.40-187.15 <i>Salt Lake City</i></p> <p>Feb. 17 <i>Shanico Inn-Vitalational</i> 2nd of 4 <i>Corvallis</i> Nebraska L 189.65-190.50 Minnesota W 189.65-186.65 Washington W 189.65-186.50</p> <p>Feb. 23 <i>Alabama</i> 4th of 4 <i>Tuscaloosa, Ala.</i> Alabama L 185.55-191.90 Nebraska L 185.55-189.80 Arizona L 185.55-186.30</p> <p>Feb. 23 <i>Minnesota</i> W 188.75-185.85 <i>Minneapolis</i></p> <p>Mar. 2 <i>Seattle Pacific</i> W 190.85-184.50 <i>Corvallis</i></p> <p>Mar. 17 <i>Pac-10 Championships</i> 4th of 7 <i>Berkeley, Calif.</i> UCLA L 185.45-191.50 Arizona L 185.45-189.30 Arizona State L 185.45-188.90 California W 185.45-185.40 Washington W 185.45-185.10 Stanford W 185.45-183.45</p> <p>Mar. 30 <i>Washington</i> W 190.15-186.85 <i>Seattle</i></p> <p>Apr. 7 <i>NCAA West Regionals</i> 3rd of 7 <i>Los Angeles</i></p> <p>Apr. 20-21 <i>NCAA Championships</i> 7th of 12 <i>Corvallis</i></p>	<p>Mar. 28 <i>Pac-10 Championships</i> 1st of 7 <i>Tempe, Ariz.</i> Arizona W 194.85-194.70 UCLA W 194.85-193.65 Arizona State W 194.85-192.55 Stanford W 194.85-191.20 California W 194.85-189.95 Washington W 194.85-189.15</p> <p>Apr. 11 <i>NCAA Regionals</i> 1st of 7 <i>Berkeley, Calif.</i></p> <p>Apr. 24-25 <i>NCAA Championships</i> 6th of 12 <i>Minneapolis</i></p> <p>1993 (17-6)</p> <p>Jan. 15 <i>San Jose State</i> 1st of 3 <i>San Jose, Calif.</i> Cal State Fullerton W 192.20-186.85 San Jose State W 192.20-180.95</p> <p>Jan. 16 <i>Stanford</i> W 191.00-188.15 <i>Palo Alto, Calif.</i></p> <p>Jan. 22 <i>UCLA</i> W 192.90-190.55 <i>Corvallis</i></p> <p>Jan. 29 <i>Husky Classic</i> 1st of 3 <i>Seattle</i> Arizona W 195.00-193.20 Washington W 195.00-192.25</p> <p>Jan. 31 <i>Washington</i> W 192.00-187.40 <i>Corvallis</i></p> <p>Feb. 5 <i>Oregon State</i> 1st of 3 <i>Corvallis</i> Arizona State W 195.05-192.50 Seattle Pacific W 195.05-184.25</p> <p>Feb. 12 <i>Utah State</i> L 190.60-189.00 <i>Logan, Utah</i></p> <p>Feb. 13 <i>Utah</i> L 197.15-191.80 <i>Salt Lake City</i></p> <p>Feb. 19 <i>Utah</i> L 196.60-194.05 <i>Corvallis</i></p> <p>Feb. 26 <i>Arizona</i> 2nd of 3 <i>Tucson, Ariz.</i> Arizona L 190.80-193.85 Stanford W 190.80-189.25</p> <p>Mar. 6 <i>Shanico Inn-Vitalational</i> 2nd of 4 <i>Corvallis</i> Brigham Young L 191.40-191.55 Minnesota W 191.40-190.35 UC Santa Barbara W 191.40-189.55</p> <p>Mar. 12 <i>Pac-10 Championships</i> 2nd of 7 <i>Palo Alto, Calif.</i> UCLA L 193.80-194.55 Arizona W 193.80-193.20 Arizona State W 193.80-192.90 Washington W 193.80-190.80 California W 193.80-189.40 Stanford W 193.80-189.00</p> <p>Apr. 3 <i>NCAA West Regionals</i> 2nd of 7 <i>Corvallis</i></p> <p>Apr. 15-16 <i>NCAA Championships</i> tie 7th of 12 <i>Corvallis</i></p>	<p>Jan. 27 <i>Oregon State</i> 1st of 3 <i>Corvallis</i> Utah State W 192.525-184.850 Seattle Pacific W 192.525-177.050</p> <p>Feb. 3 <i>California</i> W 191.175-188.450 <i>Berkeley, Calif.</i></p> <p>Feb. 10 <i>Stanford</i> W 193.775-191.050 <i>Corvallis</i></p> <p>Feb. 17 <i>Washington</i> W 194.175-190.850 <i>Seattle</i></p> <p>Feb. 24 <i>Arizona State</i> L 192.350-194.225 <i>Tempe, Ariz.</i></p> <p>Mar. 3 <i>Shanico Inn-Vitalational</i> 2nd of 4 <i>Corvallis</i> Utah L 194.375-195.175 Minnesota W 194.375-189.475 San Jose State W 194.375-180.775</p> <p>Mar. 10 <i>Michigan State</i> W 196.375-191.125 <i>Corvallis</i></p> <p>Mar. 25 <i>Pac-10 Championships</i> 4th of 7 <i>Tempe, Ariz.</i> UCLA L 193.400-195.400 Arizona State L 193.400-195.150 Arizona L 193.400-193.450 Stanford W 193.400-191.825 Washington W 193.400-191.625 California W 193.400-190.275</p> <p>Apr. 8 <i>NCAA West Regionals</i> 2nd of 7 <i>Corvallis</i></p> <p>Apr. 20-22 <i>NCAA Championships</i> 6th of 12 <i>Athens, Ga.</i> Team Preliminaries (evening session) 5th of 12 Super Six 6th of 6</p> <p>1996 (20-4)</p> <p>Jan. 19 <i>Arizona State</i> W 193.500-189.350 <i>Corvallis</i></p> <p>Jan. 26 <i>Washington</i> W 192.300-190.900 <i>Seattle</i></p> <p>Jan. 27 <i>Seattle Pacific</i> W 192.275-184.275 <i>Seattle</i></p> <p>Feb. 2 <i>West Virginia</i> W 194.075-189.375 <i>Corvallis</i></p> <p>Feb. 10 <i>Minnesota</i> 1st of 4 <i>Minneapolis</i> Minnesota W 194.025-191.000 Massachusetts W 194.025-190.175 Iowa State W 194.025-188.250</p> <p>Feb. 12 <i>Utah</i> L 194.850-195.600 <i>Salt Lake City</i></p> <p>Feb. 16 <i>UCLA</i> L 193.200-194.325 <i>Los Angeles</i></p> <p>Feb. 23 <i>Arizona</i> 3rd of 3 <i>Tucson, Ariz.</i> Arizona L 194.100-196.125 Brigham Young L 194.100-195.100</p> <p>Mar. 1 <i>Shanico Inn-Vitalational</i> 1st of 6 <i>Corvallis</i> Minnesota W 196.350-192.450 Michigan W 196.350-192.225 Penn State W 196.350-191.950 Ohio State W 196.350-190.625 Seattle Pacific W 196.350-185.575</p> <p>Mar. 8 <i>Stanford</i> W 194.500-194.225 <i>Palo Alto, Calif.</i></p> <p>Mar. 16 <i>California</i> W 196.025-191.925 <i>Corvallis</i></p> <p>Mar. 23 <i>Pac-10 Championships</i> 1st of 7 <i>Corvallis</i> Arizona State W 196.775-195.525 Arizona W 196.775-195.175 UCLA W 196.775-194.625 Washington W 196.775-193.150 Stanford W 196.775-193.000 California W 196.775-192.375</p> <p>Apr. 13 <i>NCAA West Regionals</i> 2nd of 7 <i>Los Angeles</i></p> <p>Apr. 25-26 <i>NCAA Championships</i> 5th of 12 <i>Tuscaloosa, Ala.</i> Team Preliminaries (evening session) 3rd of 6 Super Six 5th of 6</p>
<p>1991 (22-1)</p> <p>Jan. 11 <i>Utah State</i> W 190.10-186.00 <i>Logan, Utah</i></p> <p>Jan. 14 <i>Utah</i> L 193.36-189.75 <i>Salt Lake City</i></p> <p>Jan. 25 <i>Cal State Fullerton</i> W 191.45-186.40 <i>Corvallis</i></p> <p>Feb. 1 <i>Washington</i> W 192.45-186.45 <i>Corvallis</i></p> <p>Feb. 8 <i>California Invite</i> 1st of 4 <i>Berkeley, Calif.</i> California W 189.75-188.40 Seattle Pacific W 189.75-180.25 UC Santa Barbara W 189.75-175.75</p> <p>Feb. 9 <i>San Jose State</i> W 191.80-181.70 <i>San Jose, Calif.</i></p> <p>Feb. 15 <i>Utah</i> W 193.95-193.70 <i>Corvallis</i></p> <p>Feb. 23 <i>Shanico Inn-Vitalational</i> 1st of 4 <i>Corvallis</i> Arizona W 193.85-189.70 Stanford W 193.85-188.35 Boise State W 193.85-187.20</p> <p>Mar. 2-3 <i>UCLA Invitational</i> 1st of 4 <i>Los Angeles</i> UCLA W 193.25-191.00 Arizona State W 193.25-189.25 California W 193.25-188.05</p> <p>Mar. 8 <i>Oregon State</i> 1st of 3 <i>Corvallis</i> California W 192.95-188.05 Seattle Pacific W 192.95-183.50</p> <p>Mar. 16 <i>Pac-10 Championships</i> 1st of 6 <i>Los Angeles</i> UCLA W 194.65-191.15 Arizona W 194.65-189.95 Arizona State W 194.65-189.50 Stanford W 194.65-187.75 Washington W 194.65-187.55</p> <p>Mar. 22 <i>Washington</i> W 194.05-189.70 <i>Seattle</i></p> <p>Apr. 6 <i>NCAA West Regionals</i> 1st of 7 <i>Corvallis</i></p> <p>Apr. 19 <i>NCAA Championships</i> 4th of 12 <i>Tuscaloosa, Ala.</i></p>	<p>1994 (18-4)</p> <p>Jan. 14 <i>California</i> W 189.825-184.575 <i>Corvallis</i></p> <p>Jan. 22 <i>UCLA Invite</i> 2nd of 4 <i>Los Angeles</i> UCLA L 188.450-189.400 Arizona W 188.450-186.625 Denver W 188.450-171.100</p> <p>Jan. 28 <i>Utah</i> L 192.625-194.400 <i>Corvallis</i></p> <p>Feb. 4 <i>Cal State Fullerton</i> W 192.575-187.000 <i>Corvallis</i></p> <p>Feb. 18 <i>Oregon State</i> 1st of 3 <i>Corvallis</i> Brigham Young W 193.675-191.875 Seattle Pacific W 193.675-179.625</p> <p>Feb. 25 <i>Utah</i> L 191.675-195.300 <i>Salt Lake City</i></p> <p>Feb. 27 <i>Boise State</i> W 192.575-190.350 <i>Boise, Idaho</i></p> <p>Mar. 4 <i>Shanico Inn-Vitalational</i> 1st of 6 <i>Corvallis</i> Penn State W 193.725-191.550 Minnesota W 193.725-189.975 Nebraska W 193.725-188.325 Arizona W 193.725-188.250 Washington W 193.725-186.650</p> <p>Mar. 11 <i>Washington</i> L 190.675-191.650 <i>Seattle</i></p> <p>Mar. 26 <i>Pac-10 Championships</i> 1st of 7 <i>Seattle</i> UCLA W 194.825-193.850 Arizona State W 194.825-193.650 Stanford W 194.825-191.550 Washington W 194.825-190.950 Arizona W 194.825-189.875 California W 194.825-186.925</p> <p>Apr. 9 <i>NCAA West Regionals</i> 2nd of 7 <i>Boise, Idaho</i></p> <p>Apr. 21-23 <i>NCAA Nationals</i> 7th of 12 <i>Salt Lake City</i></p>	<p>1997 (16-10)</p> <p>Jan. 10 <i>Illinois State</i> W 192.850-184.900 <i>Corvallis</i></p> <p>Jan. 17 <i>Arizona State</i> W 194.800-191.700 <i>Corvallis</i></p> <p>Jan. 24 <i>Oregon State</i> 1st of 3 <i>Corvallis</i> California W 193.200-189.250 Seattle Pacific W 193.200-185.950</p> <p>Jan. 31 <i>Arizona</i> 2nd of 4 <i>Tucson, Ariz.</i> Arizona L 193.825-195.300 Stanford W 193.825-192.825 George Washington W 193.825-187.875</p> <p>Feb. 7 <i>Utah</i> W 194.900-194.575 <i>Corvallis</i></p> <p>Feb. 14 <i>Michigan</i> L 194.100-196.850 <i>Ann Arbor, Mich.</i></p> <p>Feb. 16 <i>Michigan State</i> 1st of 4 <i>East Lansing, Mich.</i> Michigan State W 194.375-193.025 George Washington W 194.375-191.400 Maryland W 194.375-191.175</p> <p>Feb. 21 <i>Washington</i> L 192.850-196.775 <i>Seattle</i></p> <p>Feb. 28 <i>Stanford</i> 2nd of 3 <i>Palo Alto, Calif.</i> Stanford L 191.975-195.400 Denver W 191.975-190.550</p> <p>Mar. 7 <i>Shanico Inn-Vitalational</i> 4th of 6 <i>Corvallis</i> UCLA L 193.175-196.500 Nebraska L 193.175-194.275</p>
<p>1992 (22-2)</p> <p>Jan. 17 <i>UCLA</i> W 191.75-189.10 <i>Corvallis</i></p> <p>Jan. 24 <i>Husky Classic</i> 1st of 4 <i>Seattle</i> Arizona State W 192.55-192.10 Boise State W 192.55-183.70 Washington W 192.55-167.15</p> <p>Feb. 1 <i>Utah</i> W 184.80-194.05 <i>Corvallis</i></p> <p>Feb. 7 <i>Arizona State</i> W 192.70-192.55 <i>Tempe, Ariz.</i></p> <p>Feb. 14 <i>Minnesota</i> W 190.05-183.55 <i>Minneapolis</i></p> <p>Feb. 16 <i>Nebraska Invitational</i> 2nd of 4 <i>Lincoln, Neb.</i> Arizona L 192.00-192.05 Alabama W 192.00-191.95 Nebraska W 192.00-187.60</p> <p>Feb. 21 <i>Oregon State</i> 1st of 3 <i>Corvallis</i> Stanford W 193.20-188.05 Seattle Pacific W 193.20-183.45</p> <p>Feb. 29 <i>Brigham Young</i> W 194.95-192.40 <i>Provo, Utah</i></p> <p>Mar. 2 <i>Utah</i> L 196.20-193.50 <i>Salt Lake City</i></p> <p>Mar. 6 <i>Shanico Inn-Vitalational</i> 1st of 4 <i>Corvallis</i> Arizona State W 194.40-191.80 Utah State W 194.40-187.10 Washington W 194.40-184.45</p> <p>Mar. 13 <i>California</i> W 194.65-189.20 <i>Corvallis</i></p>	<p>1995 (13-7)</p> <p>Jan. 20 <i>Penn State</i> 3rd of 3 <i>University Park, Pa.</i> Alabama L 191.550-193.900 Penn State L 191.550-193.025</p> <p>Jan. 21 <i>West Virginia</i> 1st of 3 <i>Morgantown, W. Va.</i> West Virginia W 192.525-191.725 Rhode Island W 192.525-182.850</p>	

OREGON STATE GYMNASTICS

YEAR-BY-YEAR RESULTS

	Arizona	L	193.175-193.400	
	Denver	W	193.175-191.250	
	UC Davis	W	193.175-187.425	
Mar. 22	<i>Pac-10 Championships</i>		<i>4th of 7</i>	<i>Tucson, Ariz.</i>
	UCLA	L	195.000-196.550	
	Stanford	L	195.000-196.325	
	Washington	L	195.000-196.025	
	Arizona	W	195.000-194.950	
	Arizona State	W	195.000-194.925	
	California	W	195.000-194.325	
Apr. 5	NCAA West Regionals		3rd of 7	Boise, Idaho

THE TANYA CHAPLIN ERA (1998-PRESENT)

1998 (16-5)

Jan. 16	<i>California</i>		<i>1st of 3</i>	<i>Berkeley, Calif.</i>
	California	W	190.575-185.825	
	Cal State Fullerton	W	190.575-185.450	
Jan. 23	Brigham Young	W	191.800-187.625	Corvallis
Jan. 30	Washington	W	193.575-191.800	Corvallis
Feb. 6	Arizona State	L	193.275-194.700	Tempe, Ariz.
Feb. 13	Arizona	W	195.150-189.125	Corvallis
Feb. 22	<i>Bruin Classic</i>		<i>2nd of 4</i>	<i>Los Angeles</i>
	UCLA	L	192.550-194.550	
	Penn State	W	192.550-190.800	
	Cal State Fullerton	W	192.550-189.275	
Feb. 27	Stanford	W	194.875-193.525	Corvallis
Mar. 7	<i>Shanico Inn-Vitalional</i>		<i>1st of 4</i>	<i>Corvallis</i>
	UCLA	W	195.450-194.500	
	George Washington	W	195.450-187.925	
	Seattle Pacific	W	195.450-185.625	
Mar. 13	Brigham Young	L	190.825-194.450	Provo, Utah
Mar. 14	Utah	L	190.100-195.875	Salt Lake City
Mar. 21	<i>Pac-10 Championships</i>		<i>2nd of 7</i>	<i>Los Angeles</i>
	Stanford	L	194.950-195.275	
	Arizona State	W	194.950-194.900	
	UCLA	W	194.950-194.700	
	Washington	W	194.950-193.700	
	Arizona	W	194.950-192.800	
	California	W	194.950-189.200	
Apr. 4	NCAA West Regionals		5th of 7	Seattle
Apr. 16-18	NCAA Championships		2 individual qualifiers	Los Angeles

1999 (13-6)

Jan. 15	Arizona	L	189.725-192.275	Tucson, Ariz.
Jan. 22	UCLA	L	194.450-194.575	Corvallis
Jan. 24	Boise State	W	192.600-191.750	Boise, Idaho
Jan. 29	Stanford	L	193.375-195.350	Palo Alto, Calif.
Feb. 5	Arizona State	W	194.150-193.175	Corvallis
Feb. 12	California	W	193.600-190.025	Corvallis
Feb. 22	<i>Nebraska</i>		<i>2nd of 3</i>	<i>Lincoln, Neb.</i>
	Nebraska	L	194.575-196.075	
	Brigham Young	W	194.575-193.400	
Feb. 26	Washington	L	195.600-196.000	Seattle
Mar. 5	<i>Shanico Inn-Vitalional</i>		<i>1st of 4</i>	<i>Corvallis</i>
	Michigan State	W	194.625-187.675	
	SE Missouri	W	194.625-187.575	
	Seattle Pacific	W	194.625-184.300	
Mar. 14	Utah	W	197.325-196.700	Corvallis
Mar. 20	<i>Pac-10 Championships</i>		<i>2nd of 7</i>	<i>Corvallis</i>
	UCLA	L	197.400-197.775	
	Arizona State	W	197.400-196.025	
	Arizona	W	197.400-195.150	
	Stanford	W	197.400-195.150	
	Washington	W	197.400-194.425	
	California	W	197.400-192.475	
Apr. 10	NCAA Regionals		3rd of 6	Corvallis
Apr. 22-24	NCAA Championships		2 individual qualifiers	Salt Lake City

2000 (15-7)

Jan. 8	<i>Michigan State</i>		<i>2nd of 4</i>	<i>East Lansing, Mich.</i>
	Louisiana State	L	191.100-192.600	
	Ohio State	W	191.100-190.650	
	Michigan State	W	191.100-190.625	
Jan. 14	Brigham Young	W	191.500-191.375	Provo, Utah
Jan. 21	Washington	W	192.100-191.650	Corvallis
Jan. 28	California	W	193.675-192.000	Berkeley, Calif.
Feb. 4	Arizona State	L	194.300-195.300	Tempe, Ariz.
Feb. 11	Arizona	W	196.275-193.450	Corvallis

Feb. 20	<i>UCLA</i>		<i>3rd of 4</i>	<i>Los Angeles</i>
	UCLA	L	193.375-196.925	
	Cal State Fullerton	L	193.375-194.025	
	San Jose State	W	193.375-190.000	
Feb. 25	Stanford	L	194.800-195.100	Corvallis
Mar. 3	<i>Shanico Inn-Vitalional</i>		<i>1st of 4</i>	<i>Corvallis</i>
	Nebraska	W	196.675-196.800	
	Brigham Young	W	196.675-194.975	
	Seattle Pacific	W	196.675-188.875	
Mar. 12	Utah	L	195.200-196.525	Corvallis
Mar. 18	<i>Pac-10 Championships</i>		<i>2nd of 7</i>	<i>Tempe, Ariz.</i>
	UCLA	L	196.175-197.025	
	Washington	W	196.175-195.900	
	Arizona State	W	196.175-195.875	
	California	W	196.175-194.675	
	Stanford	W	196.175-193.850	
	Arizona	W	196.175-192.950	
Apr. 1	NCAA West Regionals		2nd of 6	Corvallis
Apr. 13-15	NCAA Championships		10th of 12	Boise, Idaho
	Team Preliminaries (afternoon session)		5th of 6	

2001 (8-12)

Jan. 12	Michigan	L	190.925-194.125	Ann Arbor, Mich.
Jan. 14	Nebraska	L	194.900-195.225	Lincoln, Neb.
Jan. 19	Arizona State	L	193.725-193.750	Corvallis
Jan. 28	California	W	195.575-195.000	Berkeley, Calif.
Feb. 2	<i>Arizona</i>		<i>3rd of 3</i>	<i>Tucson, Ariz.</i>
	Arizona	L	194.750-195.175	
	Denver	L	194.750-194.825	
Feb. 9	Boise State	W	195.250-192.750	Corvallis
Feb. 16	UCLA	L	196.375-198.250	Corvallis
Feb. 25	Washington	L	196.325-196.875	Seattle
Mar. 2	Stanford	L	195.050-197.050	Palo Alto, Calif.
Mar. 10	Utah	L	197.425-196.050	Salt Lake City
Mar. 17	<i>Shanico Inn-Vitalional</i>		<i>1st of 4</i>	<i>Corvallis</i>
	Washington	W	197.625-195.775	
	Cal State Fullerton	W	197.625-194.175	
	Seattle Pacific	W	197.625-192.575	
Mar. 24	<i>Pac-10 Championships</i>		<i>4th of 7</i>	<i>Seattle</i>
	Stanford	L	196.550-197.850	
	UCLA	L	196.550-197.800	
	Washington	L	196.550-197.425	
	Arizona State	W	196.550-195.725	
	Arizona	W	196.550-195.525	
	California	W	196.550-193.750	
Apr. 7	NCAA West Regionals		2nd of 6	Los Angeles
Apr. 17	NCAA Championships		11th of 12	Athens, Ga.
	Team Preliminaries (afternoon session)		6th of 6	

2002 (10-10-1)

Jan. 12	Denver	L	192.400-194.375	Denver
Jan. 18	California	L	193.125-193.250	Berkeley, Calif.
Jan. 25	Brigham Young	L	192.950-194.400	Corvallis
Feb. 1	Washington	W	194.950-193.850	Corvallis
Feb. 8	<i>UNO's Classic</i>		<i>t1st of 4</i>	<i>Tempe, Ariz.</i>
	Arizona State	T	195.800-195.800	
	Cal State Fullerton	W	195.800-194.975	
	Southern Utah	W	195.800-192.375	
Feb. 15	Arizona	W	196.475-195.625	Corvallis
Feb. 22	Cal State Fullerton	W	194.400-193.950	Fullerton, Calif.
Feb. 23	UCLA	L	194.925-197.550	Los Angeles
Mar. 1	Stanford	L	196.000-196.700	Corvallis
Mar. 9	Utah	L	195.475-197.350	Salt Lake City
Mar. 16	<i>Shanico Inn-Vitalional</i>		<i>2nd of 4</i>	<i>Corvallis</i>
	Michigan	L	196.675-196.700	
	Michigan State	W	196.675-195.050	
	Seattle Pacific	W	196.675-192.000	
Mar. 23	<i>Pac-10 Championships</i>		<i>4th of 7</i>	<i>Palo Alto, Calif.</i>
	UCLA	L	196.125-197.625	
	Arizona	L	196.125-197.050	
	Stanford	L	196.125-196.150	
	Washington	W	196.125-195.425	
	Arizona State	W	196.125-194.125	
	California	W	196.125-189.700	
April 6	NCAA West Regional		2nd of 6	Corvallis
April 18-20	NCAA Championships		12th of 12	Tuscaloosa, Ala.
	Team Preliminaries (evening session)		6th of 6	

2003 (14-9)

Jan. 2	UCLA	L	195.675-197.600	Kaneohe, Hawai'i
Jan. 10	<i>Michigan State</i>		<i>1st of 3</i>	<i>East Lansing, Mich.</i>

	Auburn	W	195.825-195.350	
	Michigan State	W	195.825-191.800	
Jan. 17	Arizona	L	194.800-195.775	Tucson, Ariz.
Jan. 24	UCLA	W	195.750-195.475	Corvallis
Jan. 31	<i>Stanford Invitational</i>		<i>2nd of 4</i>	<i>Palo Alto, Calif.</i>
	Stanford	L	196.275-196.575	
	San Jose State	W	196.275-193.425	
	Seattle Pacific	W	196.275-187.825	
Feb. 7	Arizona State	W	196.325-195.750	Corvallis
Feb. 14	California	W	197.025-194.550	Corvallis
Feb. 21	Utah	W	196.900-196.325	Corvallis
Feb. 28	<i>Washington Invitational</i>		<i>2nd of 4</i>	<i>Seattle</i>
	Washington	L	196.475-197.050	
	Boise State	W	196.475-194.575	
	Sacramento State	W	196.475-191.775	
Mar. 7	<i>Shanico/Days Inn-Vitalional</i>		<i>1st of 3</i>	<i>Corvallis</i>
	Denver	W	197.050-194.150	
	Seattle Pacific	W	197.050-190.625	
Mar. 15	Brigham Young	L	195.325-196.775	Provo, Utah
Mar. 29	<i>Pac-10 Championships</i>		<i>5th of 7</i>	<i>Los Angeles</i>
	UCLA	L	196.650-198.175	
	Stanford	L	196.650-197.700	
	Arizona State	L	196.650-197.075	
	Washington	L	196.650-196.750	
	Arizona	W	196.650-195.950	
	California	W	196.650-195.925	
April 12	NCAA Regionals		3rd of 6	Columbia, Mo.

2004 (13-11)

Jan. 9	<i>Super Six Challenge</i>		<i>5th of 6</i>	<i>Tuscaloosa, Ala.</i>
	Alabama	L	193.775-196.725	
	Florida	L	193.775-195.950	
	Georgia	L	193.775-195.550	
	Oklahoma	L	193.775-195.275	
	Denver	W	193.775-193.600	
Jan. 16	Cal State Fullerton	W	195.075-191.850	Corvallis
Jan. 23	Washington	W	196.050-196.025	Corvallis
Jan. 30	California	L	195.550-195.675	Berkeley, Calif.
Feb. 6	Arizona State	L	196.700-196.975	Tempe, Ariz.
Feb. 13	Arizona	W	196.950-196.700	Corvallis
Feb. 22	UCLA	L	197.175-198.875	Los Angeles
Feb. 27	Stanford	L	197.175-197.850	Corvallis
Mar. 5	<i>Salbaugeon Suites Invitational</i>		<i>1st of 6</i>	<i>Corvallis</i>
	Brigham Young	W	197.675-197.150	
	Michigan State	W	197.675-195.875	
	Sacramento State	W	197.675-195.875	
	Boise State	W	197.675-195.025	
	Seattle Pacific	W	197.675-192.900	
Mar. 12	Utah	L	197.450-197.675	Salt Lake City
Mar. 20	<i>Pac-10 Championships</i>		<i>3rd of 7</i>	<i>Tucson, Ariz.</i>
	Stanford	L	197.075-197.900	
	UCLA	L	197.075-197.875	
	Arizona	W	197.075-196.775	
	Arizona State	W	197.075-196.775	
	Washington	W	197.075-196.425	
	California	W	197.075-195.625	
Apr. 3	NCAA West Regionals		3rd of 6	Corvallis
Apr. 15-17	NCAA Championships		1 individual qualifier	Los Angeles

2005 (17-8)

Jan. 7	<i>Cal State Fullerton</i>		<i>1st of 4</i>	<i>Fullerton, Calif.</i>
	Washington	W	195.200-194.625	
	Cal State Fullerton	W	195.200-193.225	
	Sacramento State	W	195.200-192.275	
Jan. 14	UCLA	L	192.875-194.500	Corvallis
Jan. 21	Utah	L	194.250-195.950	Corvallis
Jan. 28	Stanford	L	192.350-193.125	Palo Alto, Calif.
Feb. 4	Arizona State	W	194.300-193.325	Corvallis
Feb. 11	<i>Washington</i>		<i>1st of 3</i>	<i>Seattle</i>
	Arkansas	W	195.975-195.550	
	Washington	W	195.975-195.275	
Feb. 12	Seattle Pacific	W	195.675-192.100	Seattle
Feb. 18	Arizona	W	195.075-194.300	Tucson, Ariz.
Feb. 25	<i>Oregon State</i>		<i>1st of 3</i>	<i>Corvallis</i>
	California	W	195.925-190.925	
	Seattle Pacific	W	195.925-190.300	
Mar. 4	<i>Salbaugeon Suites Invitational</i>		<i>1st of 4</i>	<i>Corvallis</i>
	Iowa State	W	195.525-195.100	
	Washington	W	195.525-194.500	
	UC Davis	W	195.525-191.500	

OREGON STATE GYMNASTICS

YEAR-BY-YEAR RESULTS

Mar. 19	<i>GymBack Classic</i>	4th of 4	Fayetteville, Ark.
	UCLA	L	195.550-197.100
	Nebraska	L	195.550-196.625
	Arkansas	L	195.550-195.625
Mar. 26	<i>Pac-10 Championships</i>	3rd of 7	Berkeley, Calif.
	UCLA	L	195.900-197.100
	Arizona	L	195.900-195.925
	Stanford	W	195.900-194.600
	Washington	W	195.900-194.425
	Arizona State	W	195.900-192.975
	California	W	195.900-163.550
Apr. 9	NCAA North Central Regionals	3rd of 6	Salt Lake City

2006 (20-9)

Jan. 3	<i>Hawaiian Classic</i>	2nd of 6	Kailua, Hawaii
	UCLA	L	191.925-193.775
	Arkansas	W	191.925-190.625
	Washington	W	191.925-190.425
	California	W	191.925-189.350
	Sacramento State	W	191.925-189.275
Jan. 13	<i>Oregon State</i>	2nd of 4	Corvallis
	Florida	L	192.200-193.575
	Brigham Young	W	192.200-190.075
	Iowa	W	192.200-188.050
Jan. 20	California	W	193.500-190.750
Jan. 22	UCLA	L	195.400-196.075
Jan. 27	Stanford	W	195.150-194.125
Feb. 10	Arizona	L	194.925-195.400
Feb. 17	Iowa State	L	194.350-196.350
Feb. 24	<i>UNO's Classic</i>	2nd of 4	Tempe, Ariz.
	Arizona State	L	195.550-196.950
	Boise State	W	195.550-192.275
	Wisconsin-Oshkosh	W	195.550-181.350
Mar. 3	<i>Washington</i>	1st of 3	Seattle
	Washington	W	194.600-193.300
	Seattle Pacific	W	194.600-189.850
Mar. 10	Utah	L	195.150-196.575
Mar. 17	<i>Salbasgeon Suites Invitational</i>	1st of 5	Corvallis
	Kentucky	W	196.550-196.100
	Boise State	W	196.550-194.550
	Washington	W	196.550-193.675
	Seattle Pacific	W	196.550-190.750
Mar. 25	<i>Pac-10 Championships</i>	3rd of 7	Corvallis
	Stanford	L	196.400-197.100
	UCLA	L	196.400-196.800
	Arizona State	W	196.400-193.900
	Arizona	W	196.400-193.750
	Washington	W	196.400-192.750
	California	W	196.400-192.725
Apr. 8	NCAA West Regionals	2nd of 6	Palo Alto, Calif.
Apr. 20	NCAA Championships	11th of 12	Corvallis
	Team Preliminaries (evening session)		5th of 6

2007 (18-7)

Jan. 12	Florida	L	193.800-196.850
Jan. 19	California	W	195.400-191.985
Jan. 26	Arizona	L	194.600-196.325
Feb. 2	Arizona State	W	195.825-193.300
Feb. 9	<i>Stanford</i>	3rd of 4	Palo Alto, Calif.
	Stanford	L	194.100-197.275
	Iowa State	L	194.100-196.075
	San Jose State	W	194.100-193.175
Feb. 16	UCLA	W	196.650-196.375
Feb. 23	<i>Washington</i>	1st of 3	Seattle, Wash.
	Washington	W	196.975-195.800
	Seattle Pacific	W	196.975-190.050
Mar. 2	<i>Boise State</i>	1st of 4	Boise, Idaho
	UC Davis	W	196.475-192.775
	Boise State	W	196.475-192.350
	Seattle Pacific	W	196.475-192.050
Mar. 9	<i>Brigham Young</i>	1st of 3	Provo, Utah
	Brigham Young	W	195.375-195.125
	Utah State	W	195.375-194.675
Mar. 16	<i>Salbasgeon Suites Invitational</i>	2nd of 4	Corvallis
	Utah	L	196.600-196.675
	Washington	W	196.600-193.625
	Seattle Pacific	W	196.600-189.750
Mar. 23	Cal State Fullerton	W	197.100-192.700
Mar. 31	<i>Pac-10 Championships</i>	3rd of 7	Tempe, Ariz.
	UCLA	L	196.300-197.200
	Stanford	L	196.300-196.950

Arizona	W	196.300-196.000	
Washington	W	196.300-194.775	
Arizona State	W	196.300-194.550	
California	W	196.300-193.650	
Apr. 14	NCAA So. Central Regionals	2nd of 6	Tucson, Ariz.
Apr. 22	NCAA Championships	11th of 12	Salt Lake City, Utah
	Team Preliminaries (afternoon session)		6th of 6

2008 (22-9)

Jan. 4	<i>Lady Luck Invitational</i>	2nd of 3	Las Vegas, Nev.
	UCLA	L	193.875-194.975
	Arizona State	W	193.875-192.475
Jan. 18	Washington	W	195.625-191.425
Jan. 25	Arizona	W	196.275-194.050
Jan. 30	Arizona State	W	196.475-196.150
Feb. 10	California	W	195.175-191.325
Feb. 15	<i>Oregon State</i>	1st of 3	Corvallis
	Stanford	W	196.700-196.375
	Seattle Pacific	W	196.700-188.350
Feb. 22	Brigham Young	W	197.150-196.575
Feb. 29	Cal State Fullerton	W	196.375-193.100
Mar. 2	UCLA	L	195.950-196.775
Mar. 7	Utah	L	195.150-196.300
Mar. 15	<i>Salbasgeon Suites Invitational</i>	1st of 4	Corvallis
	Boise State	W	197.200-196.575
	Missouri	W	197.200-195.325
	Sacramento State	W	197.200-193.850
Mar. 29	<i>Pac-10 Championships</i>	2nd of 7	Seattle
	Stanford	L	196.550-197.000
	UCLA	W	196.550-196.200
	Arizona	W	196.550-195.725
	California	W	196.550-193.400
	Washington	W	196.550-193.375
	Arizona State	W	196.550-191.925
Apr. 12	NCAA West Regionals	1st of 6	Corvallis
Apr. 24	NCAA Championships	11th of 12	Athens, Ga.
	Team Preliminaries (afternoon session)		6th of 6

2009 (21-14)

Jan. 2	<i>Cancun Classic</i>	2nd of 5	Cancun, Mexico
	Stanford	L	194.575-195.600
	Denver	W	194.575-193.825
	Brigham Young	W	194.575-189.125
Jan. 9	Brigham Young	W	194.550-188.975
Jan. 16	<i>Oregon State</i>	1st of 3	Corvallis
	Arkansas	W	195.950-195.925
	California	W	195.950-185.250
Jan. 23	Arizona	W	196.450-195.250
Jan. 30	Utah	L	196.650-197.050
Feb. 6	Arizona State	W	196.275-194.025
Feb. 15	<i>Stanford</i>	2nd of 3	Stanford, Calif.
	Stanford	L	196.600-197.025
	UC Davis	W	196.600-191.550
Feb. 21	<i>Washington</i>	3rd of 4	Seattle
	Washington	L	195.800-196.000
	Illinois	L	195.800-195.900
	Eastern Michigan	W	195.800-194.475
Feb. 27	UCLA	L	196.350-196.575
Mar. 6	<i>Salbasgeon Suites Invitational</i>	1st of 3	Corvallis
	Washington	W	197.500-195.925
	Seattle Pacific	W	197.500-187.975
Mar. 13	Missouri	L	195.950-196.425
Mar. 21	<i>Pac-10 Championships</i>	2nd of 7	Stanford, Calif.
	UCLA	L	196.550-196.725
	Stanford	W	196.550-196.525
	Washington	W	196.550-194.375
	Arizona	W	196.550-194.325
	Arizona State	W	196.550-194.000
	California	W	196.550-191.750
Apr. 4	NCAA Central Regionals	2nd of 6	Columbus, Ohio
Apr. 16	NCAA Championships	11th of 12	Lincoln, Neb.
	Team Preliminaries (evening session)		5th of 6

2010 (21-6)

Jan. 8	<i>Oregon State</i>	1st of 4	Corvallis
	Illinois	W	195.625-192.850
	Air Force	W	195.625-184.475
	Alaska-Anchorage	W	195.625-193.475
Jan. 16	Ohio State	W	196.125-193.050
Jan. 22	Washington	W	195.700-192.800
Jan. 29	<i>Oregon State</i>	1st of 3	Corvallis

Stanford	W	196.225-195.775	
Seattle Pacific	W	196.225-188.100	
Feb. 7	California	W	196.375-190.100
Feb. 12	Arizona	W	196.725-194.675
Feb. 21	UCLA	L	196.325-197.375
Feb. 26	Arizona State	W	196.925-194.650
Mar. 5	LSU	L	195.925-196.925
Mar. 12	<i>Utah</i>	2nd of 4	Salt Lake City
	Utah	L	196.650-196.975
	Southern Utah	W	196.650-196.025
	Penn State	W	196.650-195.700
Mar. 19	Kentucky	W	196.650-195.275
Mar. 27	<i>Pac-10 Championships</i>	3rd of 7	Tucson, Ariz.
	UCLA	L	195.950-197.350
	Stanford	L	195.950-196.550
	Arizona	W	195.950-195.875
	Washington	W	195.950-193.825
	California	W	195.950-191.475
	Arizona State	W	195.950-190.675
April 10	NCAA Columbia Regional	2nd of 6	Columbia, Mo.
April 22	NCAA Championships	8th of 12	Gainesville, Fla.
	Team Preliminaries (afternoon session)		

2011 (28-5)

Jan. 7	LSU	W	195.400-193.350
Jan. 9	<i>Pac-10 Showcase</i>	3rd of 7	Los Angeles
	Stanford	L	195.375-196.625
	UCLA	L	195.375-195.925
	Arizona	W	195.375-193.825
	Washington	W	195.375-196.675
	Arizona State	W	195.375-191.850
	California	W	195.375-191.675
Jan. 14	Ohio State	W	195.925-193.300
Jan. 21	<i>Oklahoma</i>	2nd of 4	Norman, Okla.
	Oklahoma	L	194.650-195.300
	Denver	W	194.650-194.300
	Centenary	W	194.650-187.625
Jan. 28	UCLA	L	196.625-196.675
Feb. 6	Arizona State	W	196.950-194.800
Feb. 11	<i>Igl Chicago Style Invitational</i>	2nd of 3	Chicago
	Stanford	L	196.350-196.475
	UCLA	W	196.350-196.300
Feb. 25	<i>Salbasgeon Suites Invitational</i>	1st of 4	Corvallis
	Washington	W	196.675-195.725
	San Jose State	W	196.675-193.050
	UC Davis	W	196.675-192.950
Mar. 6	<i>California</i>	1st of 4	Berkeley, Calif.
	Stanford	W	197.000-196.500
	Denver	W	197.000-194.625
	California	W	197.000-194.175
Mar. 12	Utah	W	196.600-196.325
Mar. 19	<i>Pac-10 Championships</i>	1st of 7	Los Angeles
	UCLA	W	197.200-196.750
	Washington	W	197.200-196.025
	Stanford	W	197.200-195.975
	Arizona	W	197.200-195.475
	California	W	197.200-191.575
	Arizona State	W	197.200-190.450
April 2	NCAA Corvallis Regional	1st of 6	Corvallis
April 15	NCAA Championships	8th of 12	Cleveland, Ohio
	Team Preliminaries (evening session)		

OREGON STATE GYMNASTICS

POSTSEASON RESULTS

1975	<i>NWSA Regionals</i>	6th	88.00			
1976	<i>NCWSA Regionals</i>	4th	90.65			
1977	<i>NCWSA Regionals</i>	3rd	130.15	Missoula, Mont.		
1978	<i>NCWSA Regionals</i>	2nd of 15	Cheney, Wash.			
Mar. 10-11	Washington	L	132.25-132.30			
	Eastern Washington	W	132.25-129.55			
	Oregon	W	132.25-121.85			
	Montana	W	132.25-121.10			
	Portland State	W	132.25-120.20			
	Boise State	W	132.25-117.35			
	Seattle Pacific	W	132.25-111.20			
	Spokane CC	W	132.25-111.10			
	Eastern Montana	W	132.25-100.50			
	Idaho	W	132.25-95.65			
	Washington State	W	132.25-89.60			
	Seattle University	W	132.25-67.15			
	Montana State	W	132.25-64.05			
	Oregon Coll. of Educ.	W	132.25-61.20			
1979	<i>NCWSA Regionals</i>	1st of 10	Corvallis			
Mar. 9-10	Oregon	W	135.70-129.85			
	Washington	W	135.70-121.05			
	Boise State	W	135.70-121.05			
	Portland State	W	135.70-119.75			
	Spokane CC	W	135.70-119.75			
	Washington State	W	135.70-118.35			
	Montana State	W	135.70-117.05			
	Eastern Washington	W	135.70-114.85			
	Montana	W	135.70-114.40			
	Seattle Pacific	W	135.70-101.80			
	Idaho	W	135.70-98.85			
	Oregon Coll. of Educ.	W	135.70-98.50			
	Seattle University	W	135.70-97.60			
Mar. 30-31	<i>AIAW Nationals</i>	7th of 10	University Park, Pa.			
	Cal State Fullerton	L	134.55-143.80			
	Penn State	L	134.55-143.70			
	Clarion	L	134.55-141.75			
	Utah	L	134.55-138.10			
	SW Missouri State	L	134.55-137.70			
	USC	L	134.55-135.25			
	Louisville	W	134.55-133.90			
	Pittsburgh	W	134.55-133.85			
	Utah State	W	134.55-133.70			
1980	<i>NCWSA Region 9 Meet</i>	1st of 6	Spokane, Wash.			
Mar. 22	Oregon	W	141.80-137.15			
	Washington	W	141.80-134.60			
	Washington State	W	141.80-131.20			
	Montana State	W	141.80-129.00			
	Montana	W	141.80-120.90			
Apr. 5-6	<i>AIAW Nationals</i>	4th of 10	Salt Lake City			
	Penn State	L	140.15-145.00			
	Utah	L	140.15-144.15			
	Cal State Fullerton	L	140.15-143.65			
	UCLA	W	140.15-138.85			
	Louisiana State	W	140.15-137.90			
	Brigham Young	W	140.15-137.50			
	Louisville	W	140.15-137.40			
	Arizona State	W	140.15-136.95			
	Jacksonville State	W	140.15-135.15			
1981	<i>NCSWA Regional 9 Meet</i>	1st of 6	Pullman, Wash.			
Mar. 27	Washington	W	147.45-138.75			
	Washington State	W	147.45-137.05			
	Oregon	W	147.45-135.40			
	Montana State	W	147.45-130.85			
	Montana	W	147.45-129.50			
Apr. 25	<i>AIAW Nationals</i>	4th of 10	Salt Lake City			
	Utah	L	141.15-145.65			
	UCLA	L	141.15-144.10			
	Cal State Fullerton	L	141.15-141.95			
	Penn State	L	141.15-141.80			
	Arizona State	L	141.15-141.60			
	Florida	L	141.15-141.35			
	Oklahoma State	W	141.15-138.45			
	USC	W	141.15-137.00			
	Brigham Young	W	141.15-136.00			
1982	<i>NCAA Regionals</i>	1st of 4	Corvallis			
Mar. 12-13	Utah	W	146.10-145.20			
	Washington	W	146.10-138.85			
	Oregon	W	146.10-134.95			
Mar. 26-27	<i>NCAA Championships</i>	4th of 10	Salt Lake City			
	Utah	L	143.00-148.60			
	Cal State Fullerton	L	143.00-144.15			
	Penn State	L	143.00-143.10			
	Arizona State	W	143.00-142.95			
	UCLA	W	143.00-142.40			
	Florida	W	143.00-140.90			
	Nebraska	W	143.00-138.10			
	Oklahoma State	W	143.00-137.20			
	Michigan	W	143.00-136.90			
1983	<i>NCAA West Regional</i>	3rd of 7	Fullerton, Calif.			
Mar. 26	Cal State Fullerton	L	179.80-187.90			
	UCLA	L	179.80-182.95			
	USC	W	179.80-177.85			
	Washington	W	179.80-176.10			
	San Diego State	W	179.80-174.45			
	California	W	179.80-174.00			
Apr. 8-9	<i>NCAA Championships</i>	9th of 10	Salt Lake City			
	Utah	L	173.55-184.65			
	Arizona State	L	173.55-183.30			
	Cal State Fullerton	L	173.55-179.25			
	Alabama	L	173.55-179.05			
	Florida	L	173.55-177.85			
	UCLA	L	173.55-177.80			
	Louisiana State	L	173.55-177.80			
	Ohio State	L	173.55-176.65			
	Nebraska	W	173.55-165.55			
1984	<i>NCAA West Regional</i>	4th of 6	Fullerton, Calif.			
Mar. 24	Cal State Fullerton	L	179.95-187.30			
	UCLA	L	179.95-183.45			
	Washington	L	179.95-181.75			
	California	W	179.95-179.45			
	Stanford	W	179.95-176.80			
1985	<i>NCAA West Regional</i>	2nd of 6	Corvallis			
Mar. 30	Cal State Fullerton	L	184.45-185.35			
	Washington	W	184.45-182.40			
	UCLA	W	184.45-177.60			
	Stanford	W	184.45-177.15			
	Washington State	W	184.45-174.95			
Apr. 12-13	<i>NCAA Championships</i>	6th of 10	Salt Lake City			
	Utah	L	183.15-188.35			
	Arizona State	L	183.15-186.30			
	Florida	L	183.15-184.30			
	Alabama	L	183.15-184.05			
	Cal State Fullerton	L	183.15-183.50			
	Georgia	W	183.15-180.50			
	Ohio State	W	183.15-179.75			
	Penn State	W	183.15-179.00			
	Oklahoma	W	183.15-176.90			
1986	<i>NCAA Regionals</i>	3rd of 6	Corvallis			
Apr. 5	Cal State Fullerton	L	185.70-188.45			
	UCLA	L	185.70-186.75			
	Washington	W	185.70-183.30			
	Stanford	W	185.70-181.50			
	California	W	185.70-181.00			
1987	<i>NCAA Western Regional</i>	3rd of 7	Seattle			
Apr. 11	UCLA	L	186.35-190.75			
	Washington	L	186.35-187.35			
	Stanford	W	186.35-183.80			
	Cal State Fullerton	W	186.35-180.65			
	California	W	186.35-178.15			
	Boise State	W	186.35-178.05			
Apr. 24-25	<i>NCAA Championships</i>	12th of 12	Salt Lake City			
	Georgia	L	174.50-187.90			
	Utah	L	174.50-187.55			
	UCLA	L	174.50-187.00			
	Alabama	L	174.50-186.60			
	Arizona State	L	174.50-184.00			
	Florida	L	174.50-183.80			
	Louisiana State	L	174.50-181.50			
	Ohio State	L	174.50-180.20			
	Washington	L	174.50-179.85			
	Nebraska	L	174.50-179.50			
	Arizona	L	174.50-179.45			
1988	<i>NCAA West Regionals</i>	1st of 7	Corvallis			
Apr. 9	UCLA	W	188.55-187.20			
	Washington	W	188.55-186.05			
	Cal State Fullerton	W	188.55-185.70			
	Stanford	W	188.55-182.95			
	Seattle Pacific	W	188.55-178.50			
	Boise State	W	188.55-177.30			
Apr. 22-23	<i>NCAA Championships</i>	7th of 12	Salt Lake City			
	Alabama	L	186.50-190.05			
	Utah	L	186.50-189.55			
	UCLA	L	186.50-188.80			
	Louisiana State	L	186.50-187.90			
	Georgia	L	186.50-186.80			
	Florida	L	186.50-186.65			
	Arizona State	W	186.50-185.10			
	Arizona	W	186.50-184.00			
	Nebraska	W	186.50-183.55			
	Penn State	W	186.50-179.70			
	Michigan State	W	186.50-178.80			
1989	<i>NCAA Western Regionals</i>	3rd of 7	Fullerton, Calif.			
Apr. 1	UCLA	L	190.85-193.25			
	Cal State Fullerton	L	190.85-191.85			
	Washington	W	190.85-187.70			
	Boise State	W	190.85-186.15			
	Stanford	W	190.85-185.60			
	California	W	190.85-183.30			
Apr. 14-15	<i>NCAA Championships</i>	7th of 12	Athens, Ga.			
	Georgia	L	187.90-192.65			
	UCLA	L	187.90-192.60			
	Alabama	L	187.90-192.10			
	Nebraska	L	187.90-190.80			
	Utah	L	187.90-190.20			
	Cal State Fullerton	L	187.90-189.45			
	Arizona State	T	187.90-187.90			
	Oklahoma	W	187.90-187.05			
	Florida	W	187.90-187.00			
	Arizona	W	187.90-186.50			
	Ohio State	W	187.90-186.40			

OREGON STATE GYMNASTICS

POSTSEASON RESULTS

1990

Apr. 7	<i>NCAA West Regionals</i>	<i>3rd of 7</i>	<i>Los Angeles</i>
	UCLA	L	189.700-192.150
	Cal State Fullerton	L	189.700-191.700
	Washington	W	189.700-187.475
	California	W	189.700-185.900
	Stanford	W	189.700-185.900
	Boise State	W	189.700-185.375
Apr. 20-21	<i>NCAA Championships</i>	<i>7th of 12</i>	<i>Corvallis</i>
	Utah	L	189.950-194.900
	Alabama	L	189.950-194.575
	Georgia	L	189.950-193.225
	UCLA	L	189.950-193.100
	Nebraska	L	189.950-192.225
	Louisiana State	L	189.950-192.100
	Cal State Fullerton	W	189.950-189.700
	Towson State	W	189.950-187.975
	Arizona	W	189.950-187.175
	Florida	W	189.950-187.175
	Ohio State	W	189.950-183.650

1991

Apr. 6	<i>NCAA West Regionals</i>	<i>1st of 7</i>	<i>Corvallis</i>
	California	W	194.950-190.550
	Washington	W	194.950-190.225
	UCLA	W	194.950-189.775
	Cal State Fullerton	W	194.950-188.200
	Stanford	W	194.950-187.750
	Boise State	W	194.950-185.700
Apr. 19	<i>NCAA Championships</i>	<i>4th of 12</i>	<i>Tuscaloosa, Ala.</i>
	Alabama	L	192.350-195.125
	Utah	L	192.350-194.375
	Georgia	L	192.350-193.375
	Penn State	W	192.350-190.950
	Florida	W	192.350-189.700
	Louisiana State	W	192.350-188.600
	Brigham Young	W	192.350-187.700
	Arizona State	W	192.350-187.650
	Auburn	W	192.350-187.650
	Arizona	W	192.350-187.475
	Utah State	W	192.350-185.950

1992

Apr. 11	<i>NCAA Regionals</i>	<i>1st of 7</i>	<i>Berkeley, Calif.</i>
	UCLA	W	193.775-192.725
	California	W	193.775-192.100
	Stanford	W	193.775-191.250
	Boise State	W	193.775-188.775
	UC Santa Barbara	W	193.775-187.100
	Washington	W	193.775-186.525
Apr. 24-25	<i>NCAA Championships</i>	<i>6th of 12</i>	<i>Minneapolis</i>
	Utah	L	191.300-195.650
	Georgia	L	191.300-194.600
	Alabama	L	191.300-193.350
	Penn State	L	191.300-192.700
	Arizona	L	191.300-191.950
	Arizona State	W	191.300-191.000
	California	W	191.300-190.700
	UCLA	W	191.300-189.900
	Stanford	W	191.300-189.100
	Florida	W	191.300-188.700
	Brigham Young	W	191.300-187.700

1993

Apr. 3	<i>NCAA West Regionals</i>	<i>2nd of 7</i>	<i>Corvallis</i>
	UCLA	L	193.775-194.100
	Stanford	W	193.775-191.875
	Boise State	W	193.775-190.825
	Cal State Fullerton	W	193.775-190.425
	Washington	W	193.775-189.800
	UC Santa Barbara	W	193.775-187.250

Apr. 15-16	<i>NCAA Championships</i>	<i>7th of 12</i>	<i>Corvallis</i>
	Georgia	L	193.425-196.400
	Utah	L	193.425-196.325
	Alabama	L	193.425-195.275
	UCLA	L	193.425-194.125
	Arizona	L	193.425-194.025
	Auburn	L	193.425-193.775
	Louisiana State	T	193.425-193.425
	Michigan	W	193.425-193.125
	Florida	W	193.425-192.950
	Penn State	W	193.425-192.700
	Arizona State	W	193.425-192.175

1994

Apr. 9	<i>NCAA West Regionals</i>	<i>2nd of 7</i>	<i>Boise, Idaho</i>
	UCLA	L	193.550-194.300
	Washington	W	193.550-191.550
	Cal State Fullerton	W	193.550-191.275
	California	W	193.550-190.025
	Boise State	W	193.550-189.450
	Stanford	W	193.550-188.775

Apr. 21-23	<i>NCAA Nationals</i>	<i>7th of 12</i>	<i>Salt Lake City</i>
	Alabama	L	193.625-196.300
	Georgia	L	193.625-195.050
	Utah	L	193.625-194.925
	Florida	L	193.625-194.250
	UCLA	L	193.625-193.700
	Michigan	W	193.625-193.475
	Louisiana State	W	193.625-193.225
	Brigham Young	W	193.625-192.325
	Arizona State	W	193.625-190.825
	Washington	W	193.625-190.525
	New Hampshire	W	193.625-188.450

1995

Apr. 8	<i>NCAA West Regionals</i>	<i>2nd of 7</i>	<i>Corvallis</i>
	UCLA	L	194.925-195.95
	Stanford	W	194.925-192.575
	Washington	W	194.925-192.400
	California	W	194.925-191.650
	Cal State Fullerton	W	194.925-191.150
	Boise State	W	194.925-191.075
Apr. 20-22	<i>NCAA Championships</i>	<i>6th of 12</i>	<i>Athens, Ga.</i>
	<i>Team Preliminaries (evening session)</i>	<i>5th of 12</i>	
	UCLA	L	195.500-196.375
	Alabama	L	195.500-195.600
	Florida	W	195.500-195.425
	Penn State	W	195.500-194.150
	Brigham Young	W	195.500-191.925

<i>Super Six</i>		<i>6th of 6</i>	
	Utah	L	194.800-196.650
	Alabama	L	194.800-196.425
	Michigan	L	194.800-196.425
	UCLA	L	194.800-196.150
	Georgia	L	194.800-196.075

1996

Apr. 13	<i>NCAA West Regionals</i>	<i>2nd of 7</i>	<i>Los Angeles</i>
	UCLA	L	195.000-195.450
	Stanford	W	195.000-194.700
	Washington	W	195.000-193.350
	Boise State	W	195.000-192.250
	Cal State Fullerton	W	195.000-191.475
	California	W	195.000-192.375
Apr. 25-26	<i>NCAA Championships</i>	<i>5th of 12</i>	<i>Tuscaloosa, Ala.</i>
	<i>Team Preliminaries (evening session)</i>	<i>3rd of 6</i>	
	Alabama	L	195.700-196.325
	Utah	L	195.700-196.000
	Arizona	W	195.700-195.125
	Florida	W	195.700-194.825
	Stanford	W	195.700-194.025

<i>Super Six</i>		<i>5th of 6</i>	
	Alabama	L	196.525-198.025
	UCLA	L	196.525-197.425
	Georgia	L	196.525-196.775
	Utah	L	196.525-196.775
	Michigan	W	196.525-196.375

1997

Apr. 5	<i>NCAA West Regional</i>	<i>3rd of 7</i>	<i>Boise, Idaho</i>
	UCLA	L	195.075-196.300
	Washington	L	195.075-195.725
	Boise State	W	195.075-194.750
	Stanford	W	195.075-193.950
	California	W	195.075-193.050
	Cal State Fullerton	W	195.075-190.075

1998

Apr. 4	<i>NCAA West Regional</i>	<i>5th of 7</i>	<i>Seattle</i>
	Washington	L	193.250-196.150
	UCLA	L	193.250-195.100
	Stanford	L	193.250-194.625
	Boise State	L	193.250-193.925
	California	W	193.250-190.600
	UC Davis	W	193.250-187.875

Apr. 16-18	<i>NCAA Championships</i>		<i>Los Angeles</i>
	2 individual qualifiers		

1999

Apr. 10	<i>NCAA West Regional</i>	<i>3rd of 6</i>	<i>Corvallis</i>
	UCLA	L	194.875-197.025
	Utah	L	194.875-196.425
	Washington	W	194.875-193.425
	Boise State	W	194.875-192.475
	Sacramento State	W	194.875-190.275

Apr. 22-24	<i>NCAA Championships</i>		<i>Salt Lake City</i>
	2 individual qualifiers		

2000

Apr. 1	<i>NCAA West Regional</i>	<i>2nd of 6</i>	<i>Corvallis</i>
	UCLA	L	196.175-197.025
	Stanford	W	196.175-195.975
	Washington	W	196.175-195.250
	Boise State	W	196.175-193.650
	Oklahoma	W	196.175-193.000

Apr. 13-15	<i>NCAA Championships</i>	<i>10th of 12</i>	<i>Boise, Idaho</i>
	<i>Team Preliminaries (afternoon session)</i>	<i>5th of 6</i>	
	Georgia	L	194.750-196.775
	Utah	L	194.750-196.125
	Alabama	L	194.750-196.075
	Louisiana State	L	194.750-194.950
	Brigham Young	W	194.750-194.500

2001

Apr. 7	<i>NCAA West Regional</i>	<i>2nd of 6</i>	<i>Los Angeles</i>
	UCLA	L	194.075-197.775
	Brigham Young	W	194.075-193.050
	California	W	194.075-192.175
	Boise State	W	194.075-192.175
	Cal State Fullerton	W	194.075-189.800

Apr. 17	<i>NCAA Championships</i>	<i>11th of 12</i>	<i>Athens, Ga.</i>
	<i>Team Preliminaries (afternoon session)</i>	<i>6th of 6</i>	
	UCLA	L	193.775-197.625
	Michigan	L	193.775-196.525
	Alabama	L	193.775-196.375
	Florida	L	193.775-195.825
	Oklahoma	L	193.775-193.825

2002

April 6	<i>NCAA West Regional</i>	<i>2nd of 6</i>	<i>Corvallis</i>
	Utah	L	196.800-197.100
	Oklahoma	W	196.800-196.625
	Washington	W	196.800-194.800
	Boise State	W	196.800-194.550
	Southern Utah	W	196.800-193.350

April 18-20	<i>NCAA Championships</i>	<i>12th of 12</i>	<i>Tuscaloosa, Ala.</i>
	<i>Team Preliminaries (evening session)</i>	<i>6th of 6</i>	
	Alabama	L	192.925-197.300
	UCLA	L	192.925-197.100
	Stanford	L	192.925-196.050
	Minnesota	L	192.925-195.700
	Florida	L	192.925-195.675

OREGON STATE GYMNASTICS

POSTSEASON RESULTS

2003

April 12	<i>NCAA So. Central Regional</i>	3rd of 6	<i>Columbia, Mo.</i>
	UCLA	L	195.850-197.700
	Iowa	L	195.850-195.875
	Arizona	W	195.850-195.450
	Missouri	W	195.850-194.825
	Illinois-Chicago	W	195.850-193.200

2004

Apr. 3	<i>NCAA West Regionals</i>	3rd of 6	<i>Corvallis</i>
	Oklahoma	L	196.850-197.100
	Alabama	L	196.850-196.900
	Boise State	W	196.850-195.275
	California	W	196.850-195.175
	Cal State Fullerton	W	196.850-193.000
Apr. 15-17	<i>NCAA Championships</i>		<i>Los Angeles</i>
	1 individual qualifier		

2005

Apr. 9	<i>NCAA No. Central Regionals</i>	3rd of 6	<i>Salt Lake City</i>
	Utah	L	195.675-196.800
	Brigham Young	L	195.675-195.975
	Minnesota	W	195.675-193.975
	Southern Utah	W	195.675-193.450
	Iowa	W	195.675-192.350

2006

Apr. 8	<i>NCAA West Regionals</i>	2nd of 6	<i>Palo Alto, Calif.</i>
	Alabama	L	195.800-196.475
	Stanford	W	195.800-195.275
	San Jose State	W	195.800-192.375
	Sacramento State	W	195.800-192.050
	Boise State	W	195.800-189.850
Apr. 20	<i>NCAA Championships</i>	11th of 12	<i>Corvallis</i>
	<i>Team Preliminaries (evening session)</i>	5th of 6	
	Georgia	L	195.150-197.275
	Iowa State	L	195.150-196.250
	Florida	L	195.150-196.225
	Arizona State	L	195.150-195.575
	Arkansas	W	195.150-194.375

2007

Apr. 14	<i>NCAA So. Central Regional</i>	2nd of 6	<i>Tucson, Ariz.</i>
	Stanford	L	196.075-196.600
	Arizona	W	196.075-196.025
	Illinois	W	196.075-194.625
	Arizona State	W	196.075-194.375
	Illinois-Chicago	W	196.075-190.925
Apr. 26	<i>NCAA Championships</i>	11th of 12	<i>Salt Lake City, Utah</i>
	<i>Team Preliminaries (afternoon session)</i>	6th of 6	
	Georgia	L	195.100-197.700
	Florida	L	195.100-197.400
	Nebraska	L	195.100-196.625
	Oklahoma	L	195.100-196.125
	Alabama	L	195.100-196.125

2008

Apr. 12	<i>NCAA West Regional</i>	1st of 6	<i>Corvallis</i>
	Michigan	W	197.100-196.375
	Michigan State	W	197.100-195.125
	Washington	W	197.100-194.075
	San Jose State	W	197.100-193.850
	Sacramento State	W	197.000-193.575
Apr. 24	<i>NCAA Championships</i>	11th of 12	<i>Athens, Ga.</i>
	<i>Team Preliminaries (afternoon session)</i>	6th of 6	
	Florida	L	195.475-196.900
	Alabama	L	195.475-196.650
	LSU	L	195.475-196.575
	Oklahoma	L	195.475-196.075
	Arkansas	L	195.475-195.825

2009

Apr. 4	<i>NCAA Central Regional</i>	2nd of 6	<i>Columbus, Ohio</i>
	LSU	L	196.800-196.875
	Ohio State	W	196.800-195.950
	Michigan State	W	196.800-194.825
	Kent State	W	196.800-194.650
	Kentucky	W	196.800-193.700

Apr. 16	<i>NCAA Championships</i>	11th of 12	<i>Lincoln, Neb.</i>
	<i>Team Preliminaries (evening session)</i>	5th of 6	
	Alabama	L	195.350-197.025
	Arkansas	L	195.350-196.950
	UCLA	L	195.350-196.625
	Utah	L	195.350-196.625
	Illinois	W	195.350-195.050

2010

Apr. 10	<i>NCAA Columbia Regional</i>	2nd of 6	<i>Columbia, Mo.</i>
	Missouri	L	196.275-196.500
	Georgia	W	196.275-196.275
			(235.200-234.800)
	Minnesota	W	196.275-195.000
	Iowa	W	196.275-194.900
	North Carolina	W	196.275-194.750
Apr. 22	<i>NCAA Championships</i>	8th of 12	<i>Gainesville, Fla.</i>
	UCLA	L	196.050-196.875
	Utah	L	196.050-196.625
	Oklahoma	L	196.050-196.550
	Nebraska	L	196.050-196.175
	LSU	W	196.050-196.025

2011

Apr. 2	<i>NCAA Corvallis Regional</i>	1st of 6	<i>Corvallis, Ore.</i>
	Nebraska	W	197.075-196.550
	Michigan State	W	197.075-194.525
	San Jose State	W	197.075-194.425
	Iowa	W	197.075-193.925
	Southern Utah	W	197.075-193.775
Apr. 15	<i>NCAA Championships</i>	8th of 12	<i>Cleveland, Ohio</i>
	Alabama	L	196.100-197.050
	Nebraska	L	196.100-196.850
	Utah	L	196.100-196.200
	Florida	L	196.100-196.125
	Kent State	W	196.100-195.000

OREGON STATE COACHING HISTORY




SYLVIA MOORE

1967-74

YEAR	REGULAR SEASON	POST-SEASON
1967-74	NA	NA
1975	10-6	12-6
TOTAL	10-6 (.625)	12-6 (.667)

SYLVIA MOORE

1967-75



RON LUDWIG

1976-85

YEAR	REGULAR SEASON	POST-SEASON
1976	11-10	13-13
1977	10-5	12-7
1978	18-1	22-2
1979	15-2	23-8
1980	19-1	29-4
1981	19-6	27-12
1982	17-2	27-5
1983	27-4-1	30-15-1
1984	20-14	22-17
1985	25-4-1	33-10-1
TOTAL	181-43-2 (.805)	238-93-2 (.718)



JIM TURPIN

1986-97

YEAR	REGULAR SEASON	POST-SEASON
1986	13-7	16-9
1987	18-9	22-22
1988	20-3	31-9
1989	21-4	30-12
1990	14-12	23-20
1991	22-1	36-4
1992	22-2	34-7
1993	17-6	26-14
1994	18-4	29-10
1995	13-7	21-15
1996	20-4	29-11
1997	16-10	20-12
TOTAL	214-69 (.756)	317-145 (.686)



TANYA CHAPLIN

1998-PRESENT

YEAR	REGULAR SEASON	POST-SEASON
1998	16-5	18-9
1999	13-6	16-8
2000	15-7	20-12
2001	8-12	12-18
2002	10-10-1	14-16-1
2003	14-9	17-11
2004	13-11	16-13
2005	17-8	20-10
2006	20-9	25-14
2007	18-7	22-13
2008	17-4	22-8
2009	16-8	21-14
2010	17-5	22-10
2011	23-5	29-9
TOTAL	217-106-1 (.671)	274-165-1 (.624)

OREGON STATE GYMNASTICS

SERIES RESULTS

TEAM	OVERALL	HOME	ROAD	NEUTRAL	REG. SEASON	POSTSEASON	STREAK (DATING)	LAST
Air Force	1-0	1-0			1-0		W1 - 10	2010
Alabama	2-26	1-3	0-6	1-17	2-3	0-23	L18 - 92	2011
Alaska-Anchorage	1-0	1-0			1-0		W1 - 10	2010
Arizona	47-26	16-5	8-10	23-11	40-23	7-3	W10 - 07	2011
Arizona State	43-21-2	18-3	9-9-1	27-8-1	46-15-1	8-5-1	W13 - 07	2011
Arkansas	4-3	2-0	0-1	2-2	3-1	1-2	L1 - 09	2009
Auburn	2-1	0-1		2-0	1-0	1-1	W1 - 03	2003
Boise State	40-1	17-0	4-0	19-1	21-0	19-1	W14 - 99	2008
Brigham Young	36-6	13-2	10-2	13-2	28-5	8-1	W5 - 07	2009
British Columbia	1-0			1-0	1-0		W1 - 83	1983
California	79-4	27-0	14-4	38-0	63-4	16-0	W18 - 04	2011
Cal Poly SLO	2-0			2-0	2-0		W2 - 89	1990
Cal State Fullerton	25-20	12-4	3-5	10-11	14-7	11-13	W9 - 01	2008
Cal State Northridge	1-0			1-0	1-0		W1 - 87	1987
Centenary	1-0			1-0	1-0		W1 - 11	2011
Central Washington	1-0			1-0	1-0		W1 - 77	1977
Chico State	1-0	1-0			1-0		W1 - 79	1979
Clarion	0-1			0-1		0-1	L1 - 79	1979
Colorado	1-0			1-0	1-0		W1 - 80	1980
Denver	8-2	2-0	0-1	6-1	8-2		W5 - 03	2011
Eastern Michigan	1-0			1-0	1-0		W1 - 09	2009
Eastern Montana	1-0			1-0		1-0	W1 - 78	1978
Eastern Washington	8-1	3-0	2-1	3-0	6-1	2-0	W7 - 78	1983
Florida	8-18	1-2	0-2	7-14	1-5	8-12	L9 - 01	2011
George Washington	3-0	1-0		2-0	3-0		W3 - 97	1998
Georgia	3-15	1-3	0-2	2-10	1-2	2-13	W1 - 10	2010
Houston Baptist	1-0	1-0			1-0		W1 - 88	1988
Idaho	4-0	2-0		2-0	2-0	2-0	W4 - 77	1979
Illinois	3-1	1-0		2-1	1-1	2-0	W2 - 09	2010
Illinois - Chicago	2-0			2-0		2-0	W2 - 03	2007
Illinois State	1-0	1-0			1-0		W1 - 97	1997
Iowa	4-1	2-0		2-1	1-0	3-1	W4 - 05	2011
Iowa State	4-3	1-1	0-1	3-1	4-2	0-1	L3 - 06	2007
Jacksonville State	1-0			1-0		1-0	W1 - 80	1980
Kent State	2-0			2-0		2-0	W2 - 09	2011
Kentucky	3-0	2-0		1-0	2-0	1-0	W3 - 06	2010
Long Beach State	1-0			1-0	1-0		W1 - 83	1983
Louisiana State	7-9-1	2-1-1	0-1	5-7	3-2	4-7-1	W2 - 10	2011
Louisville	2-0			2-0		2-0	W2 - 79	1980
Maryland	2-0			2-0	2-0		W2 - 85	1997
Massachusetts	1-0			1-0	1-0		W1 - 96	1996
Michigan	8-5	4-1	1-2	3-2	3-3	5-2	W1 - 08	2008
Michigan State	11-0	6-0	3-0	2-0	7-0	4-0	W11 - 88	2011
Minnesota	13-1	7-0	3-0	3-1	11-0	2-1	W2 - 05	2010
Missouri	3-2	2-0	1-2		2-1	1-1	L2 - 10	2010
Montana	7-0	2-0		5-0	3-0	4-0	W7 - 78	1986
Montana State	9-0	3-0	2-0	4-0	5-0	4-0	W9 - 78	1981
Nebraska	9-13	5-3	1-2	3-8	5-7	4-6	L1 - 11	2011
Nevada	0-1	0-1			0-1		L1 - 77	1977
New Hampshire	1-0			1-0		1-0	W1 - 94	1994
New Mexico	4-1	1-0		3-1	4-1		W2 - 85	1988
North Carolina	1-0			1-0		1-0	W1 - 10	2010
Ohio State	8-3	4-1	2-0	3-2	5-1	4-2	W7 - 89	2011
Oklahoma	5-7	2-1	0-1	3-5	1-2	4-5	L6 - 04	2011
Oklahoma State	6-0	1-0		5-0	4-0	2-0	W6 - 80	1982
Oregon	24-1	12-0	6-1	6-0	19-1	5-0	W24 - 77	1986
Oregon Coll. of Educ.	5-0	1-0	3-0	1-0	3-0	2-0	W5 - 77	1980
Pacific University	0-1		0-1		0-1		L1 - 77	1977
Penn State	10-6	3-0	0-2	7-4	5-1	5-5	W4 - 95	2010
Pittsburgh	1-0			1-0		1-0	W1 - 79	1979
Portland State	10-0	3-0	2-0	5-0	8-0	2-0	W10 - 77	1981
Rhode Island	1-0			1-0	1-0		W1 - 95	1995
Sacramento State	9-0	5-0		4-0	7-0	2-0	W9 - 78	2008
San Diego State	4-0	1-0		3-0	3-0	1-0	W4 - 80	1985
San Jose State	20-1	8-0	5-1	7-0	17-1	3-0	W20 - 83	2011
Seattle Pacific	40-0	26-0	5-0	9-0	37-0	3-0	W40 - 77	2010
Seattle University	3-0	1-0		2-0	1-0	2-0	W3 - 78	1979
SE Missouri	1-0	1-0			1-0		W1 - 99	1999
SW Missouri State	0-1			0-1		0-1	L1 - 79	1979
Southern Utah	5-0	2-0		3-0	1-0	4-0	W5 - 02	2011
Spokane CC	3-0	1-0		2-0	1-0	2-0	W3 - 78	1983
Stanford	53-26	22-4	7-10	24-14	36-25	17-3	W2 - 11	2011
Towson State	1-0	1-0		1-0		1-0	W1 - 90	1990
UC Davis	8-0	3-0		5-0	7-0	1-0	W8 - 82	2011
UCLA	25-74	11-17	5-16	9-41	18-43	7-31	W2 - 11	2011
UC Santa Barbara	4-0	2-0		2-0	2-0	2-0	W4 - 91	1993
USC	9-1-2	3-0	1-0-1	5-1-1	7-0-2	2-1	W1 - 85	1985
Utah	8-58	7-17	0-28	1-13	7-34	1-24	L1 - 11	2011
Utah State	14-1	5-0	5-1	4-0	12-1	2-0	W2 - 95	2007
Washington	94-24	47-2	19-13	27-10	73-18	21-6	W7 - 09	2011
Washington State	22-0	10-0	6-0	6-0	17-0	5-0	W22 - 78	1987
West Virginia	2-0	1-0	1-0		2-0		W2 - 95	1996
Wisconsin - Oshkosh	1-0			1-0	1-0		W1 - 06	2006