



## OLE MISS BOWL HISTORY

Ole Miss has a proud tradition of bowling that dates back to 1935, including what once was a national record of consecutive bowl appearances — from 1957 to 1972. It is a high standard of excellence which present-day Ole Miss football teams continue to strive for.

Ed Walker coached the first Ole Miss bowl team, the high-scoring outfit of 1935 which outplayed, but was nipped by Catholic University, 20-19, in the 1936 Orange Bowl.

The next bowl for the Rebels was for the 1947 squad, a 12-year wait. But from there, with Coach John Howard Vaught at the Ole Miss helm, bowls came and kept coming after the Rebels following each season. Vaught took the Rebs to the ill-fated Delta Bowl in 1948, as the 1947 SEC Champions beat Texas Christian 13-9. Vaught had to wait until 1952 to go bowling again, but from that point forward, the Rebel mentor made post-season games a habit that was hard to break.

All-in-all, the Rebels participated in six Sugar Bowls, two Gators, one Cotton, two Bluebonnets, two Liberties, one Sun and one Peach during that run of 15 straight. Vaught's personal bowl record was 10-8, while Billy Kinard's 1971 Rebels, with a 9-2 record, earned a bid to play Georgia Tech in the Peach Bowl, which produced a 41-18 triumph.

Ole Miss dropped out of the bowl picture after that 1971 Peach Bowl appearance with Georgia Tech. When Billy Brewer became head coach prior to the 1983 season, the Rebels had not been bowling for 12 years. During Brewer's 11 years as head coach, Ole Miss went to five bowls, twice to the Independence, twice to the Liberty, and once to the Gator. Brewer was 3-2 as a coach in bowl games.

The Rebels returned to postseason action in 1997 for the first time since the 1992 Liberty Bowl, and for the first time under Tommy Tuberville, as Ole Miss was invited to the inaugural Ford Motor City Bowl in Pontiac, Mich., where they defeated Marshall 34-31.

The Rebels then followed with what was probably the biggest upset of the 1998 bowl season, as Ole Miss defeated heavily favored Texas Tech, 35-18, in the Sanford Independence Bowl in head coach David Cutcliffe's debut. Ole Miss went 4-1 in the five bowl games it played in under Cutcliffe as head coach, including three victories in the Independence Bowl, and one victory in the Cotton Bowl (2004).

Ole Miss returned to the Cotton Bowl in 2009 and 2010 under Houston Nutt, who led the Rebels to 47-34 and 21-7 victories, respectively.

Under first-year head coach Hugh Freeze, Ole Miss defeated Pittsburgh 38-17 in the BBVA Compass Bowl on Jan. 5, 2013. The Rebels set a number of BBVA Compass Bowl records, including most points scored by a team (38). Ole Miss followed that with a 25-17 win over Georgia Tech in the Music City Bowl in Nashville, Tennessee, on Dec. 30, 2013. The Rebels have won six straight bowl games, which is tied with Florida State for the longest active streak in the nation.

*Editor's Note: Most of this section on Ole Miss' Bowl History was compiled and written by the late Billy Gates. Gates served as Sports Information Director at Ole Miss for 35 years until his death on Nov. 5, 1976. While serving as SID at Ole Miss, he helped promote 29 Rebels to All-America status in the sport of football and was a charter member of the CoSIDA Hall of Fame.*

## OLE MISS BOWL RESULTS

WON 23, LOST 12 (.657 win pct., 2nd-best in nation)

Date	Bowl	Opponent	Score	Coach
1-1-36	Orange	Catholic U.	19-20	Ed Walker
1-1-48	Delta	TCU	13-9	John H. Vaught
1-1-53	Sugar	Georgia Tech	7-24	John H. Vaught
1-1-55	Sugar	Navy	0-21	John H. Vaught
1-2-56	Cotton	TCU	14-13	John H. Vaught
1-1-58	Sugar	Texas	39-7	John H. Vaught
12-27-58	Gator	Florida	7-3	John H. Vaught
1-1-60	Sugar	LSU	21-0	John H. Vaught
1-2-61	Sugar	Rice	14-6	John H. Vaught
1-1-62	Cotton	Texas	7-12	John H. Vaught
1-1-63	Sugar	Arkansas	17-13	John H. Vaught
1-1-64	Sugar	Alabama	7-12	John H. Vaught
12-19-64	Bluebonnet	Tulsa	7-14	John H. Vaught
12-18-65	Liberty	Auburn	13-7	John H. Vaught
12-17-66	Bluebonnet	Texas	0-19	John H. Vaught
12-30-67	Sun	Texas-El Paso	7-14	John H. Vaught
12-14-68	Liberty	Virginia Tech	34-17	John H. Vaught
1-1-70	Sugar	Arkansas	27-22	John H. Vaught
1-2-71	Gator	Auburn	28-35	John H. Vaught
12-30-71	Peach	Georgia Tech	41-18	Billy Kinard
12-10-83	Independence	Air Force	3-9	Billy Brewer
12-20-86	Independence	Texas Tech	20-17	Billy Brewer
12-28-89	Liberty	Air Force	42-29	Billy Brewer
1-1-91	Gator	Michigan	3-35	Billy Brewer
12-31-92	Liberty	Air Force	13-0	Billy Brewer
12-26-97	Motor City	Marshall	34-31	Tommy Tuberville
12-31-98	Independence	Texas Tech	35-18	David Cutcliffe
12-31-99	Independence	Oklahoma	27-25	David Cutcliffe
12-28-00	Music City	West Virginia	38-49	David Cutcliffe
12-27-02	Independence	Nebraska	27-23	David Cutcliffe
1-2-04	Cotton	Oklahoma State	31-28	David Cutcliffe
1-2-09	Cotton	Texas Tech	47-34	Houston Nutt
1-2-10	Cotton	Oklahoma State	21-7	Houston Nutt
1-5-13	BBVA Compass	Pittsburgh	38-17	Hugh Freeze
12-30-13	Music City	Georgia Tech	25-17	Hugh Freeze

## REBELS' BOWL SERIES RECORDS

Bowl	Gms	W	L	PF	PA
Sugar	8	5	3	132	105
Cotton	5	4	1	120	94
Independence	5	4	1	112	92
Liberty	4	4	0	102	53
Gator	3	1	2	38	73
Bluebonnet	2	0	2	7	33
BBVA Compass	1	1	0	38	17
Delta	1	1	0	13	9
Motor City	1	1	0	34	31
Music City	2	1	1	63	66
Orange	1	0	1	19	20
Peach	1	1	0	41	18
Sun	1	0	1	7	14
Totals	35	23	12	716	625

## OUTSTANDING PLAYER AWARDS

### SUGAR BOWL

- \*Ray Brown, QB, 1958
- Bobby Franklin, QB, 1960
- Jake Gibbs, QB, 1961
- Glynn Griffing, QB, 1963
- Archie Manning, QB, 1970
- \* Lone unanimous choice in Sugar Bowl history

### COTTON BOWL

- Eagle Day, QB, 1956 - Most Valuable Back
- Buddy Alliston, LG, 1956 - Most Valuable Lineman
- Eli Manning, QB, 2004 - Most Valuable Offensive Player
- Josh Cooper, DE, 2004 - Most Valuable Defensive Player
- Dexter McCluster, WR, 2009 - Most Valuable Offensive Player
- Marshay Green, DB, 2009 - Most Valuable Defensive Player
- Dexter McCluster, RB-WR, 2010 - Most Valuable Offensive Player

### INDEPENDENCE BOWL

- Andre Townsend, DT, 1983 - Most Valuable Player, Defense
- Dwayne Nesmith, 1983 - Scholar Athlete Award
- Mark Young, QB, 1986 - Most Valuable Player, Offense
- Jeff Noblin, 1986 - Scholar Athlete Award
- Kendrick Clancy, DT, 1998 - Most Valuable Player, Defense
- Romaro Miller, QB, 1998 - Most Valuable Player, Offense
- Tim Strickland, CB, 1999 - Most Valuable Player, Defense
- Eli Manning, QB, 2002 - Most Valuable Player, Offense

### LIBERTY BOWL

- Charles Hiinton, C, 1965 - Outstanding Offensive Lineman
- Lee Garner, LLB, 1965 - Outstanding Defensive Lineman
- Steve Hindman, TB, 1968 - MVP; Outstanding Offensive Back
- Robert Bailey, M, 1968 - Outstanding Defensive Back
- Worthy McClure, T, 1968 - Outstanding Offensive Lineman
- Randy Baldwin, RB, 1989 - MVP; Outstanding Offensive Player
- Jeff Carter, FS, 1989 - Outstanding Defensive Player
- Shawn Cobb, LB, 1989 - Outstanding Student-Athlete Award
- Russ Shows, QB, 1992 - Outstanding Offensive Player
- Cassius Ware, LB, 1992 - MVP; Outstanding Defensive Player

### GATOR BOWL

- Bobby Franklin, QB, 1958 - Most Valuable Player, Winning Team
- Archie Manning, QB, 1971 - Most Valuable Player, Losing Team
- Tyrone Ashley, DB, 1991 - Most Valuable Player, Losing Team

### BBVA COMPASS BOWL

- Bo Wallace, QB, 2013 - Most Valuable Player

### BLUEBONNET BOWL

- Mac McClure, LB, DE, 1996 - Outstanding Ole Miss Player

### MOTOR CITY BOWL

- Stewart Patridge, QB, 1997 - Most Valuable Player

### MUSIC CITY BOWL

- Bo Wallace, QB, 2013 - Most Valuable Player

### PEACH BOWL

- Norris Weese, QB, 1971 - Most Valuable Player, Offense
- Crowell Armstrong, LB, 1971 - Most Valuable Player, Defense

## TEAM OFFENSE RECORDS

**MOST POINTS:** 47 (vs. Texas Tech, 2009 Cotton, 47-34)  
**FEWEST POINTS:** 0 (vs. Navy, 1955 Sugar; vs. Texas, 1966 Bluebonnet)  
**MOST TOUCHDOWNS:** 6 (vs. Texas, 1958 Sugar; vs. Air Force, 1989 Liberty; vs. Texas Tech, 2009 Cotton)  
**MOST TOUCHDOWNS PASSING:** 3 (vs. LSU, 1960 Sugar; vs. Marshall, 1997 Motor City; vs. Texas Tech, 1998 Independence; vs. Texas Tech, 2009 Cotton; vs. Pittsburgh, 2013 BBVA Compass)  
**MOST FIELD GOALS:** 3 (vs. West Virginia, 2000 Music City)  
**MOST PATS:** 6 (vs. Air Force, 1989 Liberty; vs. Texas Tech, 2009 Cotton)  
**MOST FIRST DOWNS:** 30 (vs. Air Force, 1989 Liberty)  
**FEWEST FIRST DOWNS:** 5 (vs. Navy, 1955 Sugar)  
**MOST FIRST DOWNS RUSHING:** 13 (vs. Texas, 1958 Sugar; vs. Air Force, 1989 Liberty)  
**FEWEST FIRST DOWNS RUSHING:** 2 (vs. Texas-El Paso, 1967 Sun)  
**MOST FIRST DOWNS PASSING:** 20 (vs. Texas Tech, 1986 Independence)  
**FEWEST FIRST DOWNS PASSING:** 1 (vs. Navy, 1955 Sugar; vs. Auburn, 1965 Liberty)  
**MOST PLAYS — TOTAL OFFENSE:** 88 (vs. Texas Tech, 1986 Independence)  
**FEWEST PLAYS — TOTAL OFFENSE:** 48 (vs. Florida, 1958 Gator)  
**MOST RUSHING PLAYS:** 50 (vs. Oklahoma State, 2010 Cotton)  
**FEWEST RUSHING PLAYS:** 7 (vs. Florida, 1958 Gator)  
**MOST PASSING PLAYS:** 51 (vs. West Virginia, 2000 Music City)  
**FEWEST PASSING PLAYS:** 7 (vs. Florida, 1958 Gator)  
**MOST PASSES COMPLETED:** 31 (vs. Texas Tech, 1986 Independence)  
**FEWEST PASSES COMPLETED:** 2 (vs. Florida, 1958 Gator)  
**MOST RUSH-PASS YARDS:** 533 (vs. Air Force, 1989 Liberty)  
**FEWEST RUSH-PASS YARDS:** 109 (vs. Texas-El Paso, 1967 Sun)  
**MOST YARDS RUSHING:** 304 (vs. Texas, 1958 Sugar)  
**FEWEST YARDS RUSHING:** 38 (vs. Texas-El Paso, 1967 Sun)  
**MOST YARDS PASSING:** 388 (vs. West Virginia, 2000 Music City)  
**FEWEST YARDS PASSING:** 24 (vs. Auburn, 1965 Liberty)  
**MOST PASSES INTERCEPTED BY OLE MISS:** 4 (vs. Navy, 1955 Sugar; vs. Texas, 1958 Sugar; vs. Rice, 1961 Sugar; vs. Texas, 1968 Bluebonnet vs. Oklahoma State, 2010 Cotton)  
**FEWEST PASSES INTERCEPTED BY OLE MISS:** 0 (vs. Air Force, 1983 Independence; vs. Marshall, 1997 Motor City)  
**MOST PENALTIES — YARDS:** 12-93 (vs. West Virginia, 2000 Music City)  
**FEWEST PENALTIES — YARDS:** 2-10 (vs. Rice, 1961 Sugar)  
**MOST FUMBLES — LOST:** +11-6 (vs. Alabama, 1964 Sugar)  
**FEWEST FUMBLES — LOST:** 0-0 (vs. Auburn, 1965 Liberty; vs. Texas, 1966 Bluebonnet; vs. Arkansas, 1970 Sugar; vs. Marshall, 1997 Motor City)

+Sugar Bowl Record

## TEAM DEFENSE RECORDS

**MOST POINTS:** 49 (by W. Virginia, 2000 Music City)  
**FEWEST POINTS:** 0 (by LSU, 1960 Sugar; by Air Force, 1992 Liberty)  
**MOST TOUCHDOWNS:** 7 (by West Virginia, 2000 Music City)  
**FEWEST TOUCHDOWNS:** 0 (by Florida, 1958 Gator; by LSU, 1960 Sugar; by Alabama, 1964 Sugar; by Air Force, 1983 Independence; by Air Force, 1992 Liberty)  
**MOST TOUCHDOWNS RUSHING:** 3 (by Texas, 1966 Bluebonnet; by Georgia Tech, 1971 Peach; by Oklahoma State, 2004 Cotton)  
**FEWEST TOUCHDOWNS RUSHING:** 0 (by TCU, 1948 Delta; by Florida, 1958 Gator; by LSU, 1960 Sugar; by Arkansas, 1963 Sugar; by Alabama, 1964 Sugar; by Air Force, 1983 Independence; by Air Force, 1992 Liberty; by Oklahoma, 1999 Independence; by Oklahoma State, 2010 Cotton; by Pittsburgh, 2013 BBVA Compass)  
**MOST TOUCHDOWNS PASSING:** 5 (by West Virginia, 2000 Music City)  
**FEWEST TOUCHDOWNS PASSING:** 0 (by TCU, 1948 Delta; by TCU, 1956 Cotton; Texas, 1958 Sugar; by Florida, 1958 Gator; LSU, 1960 Sugar; by Rice, 1961 Sugar; by Alabama, 1964 Sugar; by Auburn, 1965 Liberty; by Texas, 1966 Bluebonnet; by Virginia Tech, 1968 Liberty; by Air Force, 1983 Independence; by Texas Tech, 1986 Independence; by Air Force, 1992 Liberty)  
**MOST FIELD GOALS:** 4 (by Alabama, 1964 Sugar); 2 (by Arkansas, 1963 Sugar)  
**MOST PAT:** 7 (by West Virginia, 2000 Music City)  
**FEWEST PAT:** 0 (by Florida, 1958 Gator; by LSU, 1960 Sugar; by Rice, 1961 Sugar; Texas, 1962 Cotton; by Alabama, 1964 Sugar; by Georgia Tech, 1971; Peach; by Air Force, 1983 Independence; Air Force, 1992 Liberty)  
**MOST FIRST DOWNS:** 35 (by Michigan, 1991 Gator)  
**FEWEST FIRST DOWNS:** 6 (by LSU, 1960 Sugar; by Arkansas, 1963 Sugar)  
**MOST PLAYS — TOTAL OFFENSE:** 85 (by Michigan, 1991 Gator)  
**FEWEST PLAYS — TOTAL OFFENSE:** 47 (by Arkansas, 1963 Sugar)  
**MOST RUSHING PLAYS:** 63 (by Air Force, 1983 Independence)  
**FEWEST RUSHING PLAYS:** 23 (by Marshall, 1997 Motor City)  
**MOST PASSING PLAYS:** 58 (by Texas Tech, 2009 Cotton)  
**FEWEST PASSING PLAYS:** 5 (by TCU, 1956 Cotton)  
**MOST PASSES COMPLETED:** 39 (by Oklahoma, 1999 Independence)  
**FEWEST PASSES COMPLETED:** 1 (by Virginia Tech, 1968 Liberty)  
**MOST RUSH-PASS YARDS:** 715 (by Michigan, 1991 Gator)  
**FEWEST RUSH-PASS YARDS:** 74 (by LSU, 1960 Sugar)  
**MOST YARDS RUSHING:** 391 (by Michigan, 1991 Gator)  
**FEWEST YARDS RUSHING:** -15 (by LSU, 1960 Sugar)  
**MOST YARDS PASSING:** 390 (by Oklahoma, 1999 Independence)  
**FEWEST YARDS PASSING:** 2 (by Virginia Tech, 1968 Liberty)  
**MOST PASSES INTERCEPTED:** 5 (by Texas, 1962 Cotton)

**MOST PENALTIES — YARDS:** 12 — 120 (Virginia Tech, 1968 Liberty)  
**FEWEST PENALTIES:** 1 (Navy, 1955 Sugar)  
**FEWEST YARDS PENALIZED:** 2-12 (Air Force, 1989 Liberty)  
**MOST FUMBLES — LOST:** 7-4 (by Texas, 1958 Sugar)  
**FEWEST FUMBLES — LOST:** 0-0 (by Navy, 1955 Sugar; by Arkansas, 1963 Sugar; by Tulsa, 1964 Bluebonnet; by Auburn, 1965 Liberty; by Texas-El Paso, 1967 Sun; by West Virginia, 2000 Music City; by Oklahoma State, 2004 Cotton)

## INDIVIDUAL OFFENSE RECORDS

### Most Plays — Total Offense

- 62 Mark Young (12 running, 50 passing), vs. Texas Tech, 1986 Independence
- 50 Eli Manning (6 running, 44 passing), vs. Nebraska, 2002 Independence
- 50 Stewart Patridge (3 running, 47 passing), vs. Marshall, 1997 Motor City
- 48 Archie Manning (13 running, 35 passing), vs. Arkansas, 1970 Sugar
- 45 Bo Wallace (13 running, 32 passing), vs. Georgia Tech, 2013 Music City
- 42 John Darnell (9 running, 33 passing), vs. Air Force, 1989 Liberty
- 40 Bo Wallace (8 running, 32 passing), vs. Pittsburgh, 2013 BBVA Compass
- 39 Dexter McCluster (34 running, 5 receiving), vs. Oklahoma State, 2010 Cotton
- 39 Archie Manning (11 running, 28 passing), vs. Auburn, 1971 Gator
- 39 Archie Manning (11 running, 28 passing), vs. Virginia Tech, 1968 Liberty
- 39 Glynn Griffing (16 running, 23 passing), vs. Arkansas, 1963 Sugar
- 39 Glynn Griffing (10 running, 29 passing), vs. Texas, 1962 Cotton

### Most Yards — Total Offense

- 342 Bo Wallace (86 running, 356 passing), vs. Georgia Tech, 2013 Music City
- 335 Stewart Patridge (3 running, 332 passing), vs. Marshall, 1997 Motor City
- 314 Mark Young (-29 running, 343 passing), vs. Texas Tech, 1986 Independence
- 312 Archie Manning (39 running, 273 passing), vs. Arkansas, 1970 Sugar
- 290 Jevan Snead (-2 running, 292 passing), vs. Texas Tech, 2009 Cotton
- 289 Eli Manning (-24 running, 313 passing), vs. Nebraska, 2002 Independence
- 275 Archie Manning (95 running, 180 passing), vs. Auburn, 1971 Gator
- 260 Eli Manning (1 running, 259 passing), vs. Oklahoma State, 2004 Cotton
- 260 John Darnell (-1 running, 261 passing), vs. Air Force, 1989 Liberty)
- 257 Glynn Griffing (15 running, 242 passing), vs. Arkansas, 1963 Sugar
- 253 Romaro Miller (32 running, 221 passing), vs. W. Virginia, 2000 Music City
- 229 Dexter McCluster (184 running, 45 receiving), vs. Oklahoma State, 2010 Cotton
- 212 Romaro Miller (-4 running, 216 passing), vs. Texas Tech, 1998 Independence
- 208 Glynn Griffing (45 running, 163 passing), vs. Texas, 1962 Cotton
- 187 Romaro Miller (-15 running, 202 passing), vs. Oklahoma, 1999 Independence
- 187 Charlie Conerly (0 running, 187 passing), vs. TCU, 1948 Delta
- 181 Ray Brown (157 running, 24 passing), vs. Texas, 1958 Sugar
- 178 Bo Wallace (27 running, 151 passing), vs. Pittsburgh, 2013 BBVA Compass
- 177 Russ Shows (14 running, 163 passing), vs. Air Force, 1992 Liberty
- 167 Bobby Franklin (19 running, 148 passing), vs. LSU, 1960 Sugar
- 167 Eli Manning (0 running, 167 passing), vs. W. Virginia, 2000 Music City



Jake Gibbs ran for two TDs in the Rebels' 14-6 Sugar Bowl win over Rice in 1961 to claim Ole Miss' second straight national championship.



## Most Yards — Rushing

184	Dexter McCluster (34 plays), vs. Oklahoma State, 2010 Cotton
177	Randy Baldwin (14 plays), vs. Air Force, 1989 Liberty
157	Ray Brown (15 plays), vs. Texas, 1958 Sugar
133	Tremaine Turner (20 plays) vs. Oklahoma State, 2004 Cotton
121	Deuce McAllister (17 plays) vs. Oklahoma, 1999 Independence
121	Steve Hindman (15 plays), vs. Virginia Tech, 1968 Liberty
119	Greg Ainsworth (28 plays), vs. Georgia Tech, 1971 Peach
111	Buford McGee (22 plays), vs. Air Force, 1983 Independence
110	John Avery (27 plays), vs. Marshall, 1997 Motor City
101	Brandon Bolden (11 plays), vs. Texas Tech, 2009 Cotton
99	Dexter McCluster (14 plays), vs. Texas Tech, 2009 Cotton
96	I'Tavius Mathers (6 plays) vs. Pittsburgh, 2013 BBVA Compass
95	Archie Manning (11 plays), vs. Auburn, 1971 Gator
94	Bo Bowen (12 plays), vs. Arkansas, 1970 Sugar
86	Bo Wallace (13 plays), vs. Georgia Tech, 2013 Music City
79	Deuce McAllister (27 plays), vs. Texas Tech, 1998 Independence
79	Paige Cothren (12 plays), vs. TCU, 1956 Cotton
75	Mike Dennis (15 plays), vs. Auburn, 1965 Liberty
73	Mike Dennis (17 plays), vs. Tulsa, 1964 Bluebonnet
72	Jimmy Heidel (16 plays), vs. Auburn, 1965 Liberty
71	Deuce McAllister (8 plays), vs. Marshall, 1997 Motor City

## Most Yards — Passing

343	Mark Young vs. Texas Tech, 1986 Independence
332	Stewart Patridge vs. Marshall, 1997 Motor City
313	Eli Manning vs. Nebraska, 2002 Independence
292	Jevan Snead vs. Texas Tech, 2009 Cotton
273	Archie Manning vs. Arkansas, 1970 Sugar
259	Eli Manning vs. Oklahoma State, 2004 Cotton
256	Bo Wallace vs. Georgia Tech, 2013 Music City
242	Glynn Griffing vs. Arkansas, 1963 Sugar
221	Romaro Miller vs. W. Virginia, 2000 Music City
216	Romaro Miller vs. Texas Tech, 1998 Independence
202	Romaro Miller vs. Oklahoma, 1999 Independence
187	Charlie Conerly vs. TCU, 1948 Delta
180	Archie Manning vs. Auburn, 1971 Gator
167	Jevan Snead vs. Oklahoma State, 2010 Cotton
167	Eli Manning vs. W. Virginia, 2000 Music City
163	Russ Shows vs. Air Force, 1992 Liberty
163	Glynn Griffing vs. Texas, 1962 Cotton
151	Bo Wallace vs. Pittsburgh, 2013 BBVA Compass
150	Russ Shows vs. Michigan, 1991 Gator
148	Bobby Franklin vs. LSU, 1960 Sugar
141	Archie Manning vs. Virginia Tech, 1968 Liberty

## Most Passes Attempted

50	Mark Young vs. Texas Tech, 1986 Independence
47	Stewart Patridge vs. Marshall, 1997 Motor City
44	Eli Manning vs. Nebraska, 2002 Independence
35	Archie Manning vs. Arkansas, 1970 Sugar
33	John Darnell vs. Air Force, 1989 Liberty
32	Bo Wallace vs. Pittsburgh, 2013 BBVA Compass
32	Bo Wallace vs. Georgia Tech, 2013 Music City
31	Eli Manning vs. Oklahoma State, 2004 Cotton
31	Romaro Miller vs. W. Virginia, 2000 Music City
29	Jevan Snead vs. Texas Tech, 2009 Cotton
29	Glynn Griffing vs. Texas, 1962 Cotton
28	Romaro Miller vs. Oklahoma, 1999 Independence
28	Archie Manning vs. Virginia Tech, 1968 Liberty

28	Charlie Conerly vs. TCU, 1948 Delta
27	Kelly Powell vs. Air Force, 1983 Independence
24	Jim Weatherly vs. Tulsa, 1964 Bluebonnet
23	Jevan Snead vs. Oklahoma State, 2010 Cotton
23	Romaro Miller vs. Texas Tech, 1998 Independence
23	Bruce Newell vs. Texas-El Paso, 1967 Sun
23	Glynn Griffing vs. Arkansas, 1963 Sugar

## Most Passes Completed

31	Mark Young (31x50), vs. Texas Tech, 1986 Independence
29	Stewart Patridge (29x47), vs. Marshall, 1997 Motor City
25	Eli Manning (25x44), vs. Nebraska, 2002 Independence
22	Bo Wallace (22x32), vs. Georgia Tech, 2013 Music City
22	Bo Wallace (22x32), vs. Pittsburgh, 2013 BBVA Compass
22	Eli Manning (22x31), vs. Oklahoma State, 2004 Cotton
21	Archie Manning (21x35), vs. Arkansas, 1970 Sugar
19	John Darnell (19x33), vs. Air Force, 1989 Liberty
19	Archie Manning (19x28), vs. Auburn, 1971 Gator
18	Jevan Snead (18x29), vs. Texas Tech, 2009 Cotton
18	Romaro Miller (18x28), vs. Oklahoma, 1999 Independence
16	Jim Weatherly (16x24), vs. Tulsa, 1964 Bluebonnet
16	Romaro Miller (16x31), vs. W. Virginia, 2000 Music City
14	Romaro Miller (14x23), vs. Texas Tech, 1998 Independence
14	Glynn Griffing (14x23), vs. Arkansas, 1963 Sugar
13	Jevan Snead (13x23), vs. Oklahoma State, 2010 Cotton
12	Russ Shows (12x20), vs. Michigan, 1991 Gator
12	Archie Manning (12x28), vs. Virginia Tech, 1968 Liberty
12	Bruce Newell (12x23), vs. Texas-El Paso, 1967 Sun
12	Glynn Griffing (12x29), vs. Texas, 1962 Cotton
12	Charlie Conerly (12x28), vs. TCU, 1948 Delta
12	Eli Manning (12x20), vs. W. Virginia, 2000 Music City

## Most Passes Caught

9	Jim Poole (111 yards), vs. Auburn, 1971 Gator
9	Mike Dennis (114 yards), vs. Tulsa, 1964 Bluebonnet
8	Chris Collins (75 yards), vs. Oklahoma State, 2004 Cotton
8	J. R. Ambrose (102 yards), vs. Texas Tech, 1986 Independence
7	Shay Hodge (112 yards) vs. Oklahoma State, 2010 Cotton
7	Cory Peterson (66 yards), vs. Marshall, 1997 Motor City
7	Floyd Franks (78 yards), vs. Auburn, 1971 Gator
7	Jim Poole (72 yards), vs. Arkansas, 1970 Sugar
6	Donte Moncrief (113 yards), vs. Georgia Tech 2013 Music City
6	Ja-Mes Logan (36 yards), vs. Pittsburgh, 2013 BBVA Compass
6	Donte Moncrief (31 yards), vs. Pittsburgh, 2013 BBVA Compass
6	Dexter McCluster (83 yards) vs. Texas Tech, 2009 Cotton
6	Rufus French (37 yards), vs. Marshall, 1997 Motor City

6	Tim Moffett (96 yards), vs. Air Force, 1983 Independence
6	Hank Shows (70 yards), vs. Virginia Tech, 1968 Liberty
6	Billy Kinard (83 yards), vs. TCU, 1956 Cotton
6	Chris Collins (58 yards), vs. Nebraska, 2002 Independence
6	Bill Flowers (76 yards), vs. Nebraska, 2002 Independence

## Scoring Leaders

18	Deuce McAllister, vs. Texas Tech, 1998 Independence (3 TD)
12	Bo Wallace, vs. Georgia Tech 2013 Music City (2 TD)
12	Dexter McCluster vs. Oklahoma State, 2010 Cotton (2 TD)
12	Gerald Harris, vs. Texas Tech, 2009 Cotton (2 TD)
12	Toward Sanford, vs. Nebraska, 2002 Independence (2 TD)
12	Deuce McAllister, vs. Oklahoma, 1999 Independence (2 TD)
12	Randy Baldwin, vs. Air Force, 1989 Liberty (2 TD)
12	Jim Porter, vs. Georgia Tech, 1971 Peach (2 TD)
12	Jake Gibbs, vs. Rice, 1961 Sugar (2 TD)
12	Ray Brown, vs. Texas, 1958 Sugar (2 TD)
12	Les Binkley, vs. W. Virginia, 2000 Music City (3 FG, 3x3 EP)
11	Cloyce Hinton, vs. Georgia Tech, 1971 Peach (2 FG, 5x5 EP)
10	Jim Poole, vs. Auburn, 1971 Gator (1 TD, 4x4 EP)
10	Van Brown, vs. Virginia Tech, 1968 Liberty (2 FG, 4x4 EP)

## Most Scoring Passes

3	Bo Wallace vs. Pittsburgh, 2013 BBVA Compass
3	Jevan Snead, vs. Texas Tech, 2009 Cotton
3	Eli Manning, vs. Oklahoma State, 2004 Cotton
3	Eli Manning, vs. W. Virginia, 2000 Music City
3	Romaro Miller, vs. Texas Tech, 1998 Independence
3	Stewart Patridge, vs. Marshall, 1997 Motor City
2	Romaro Miller, vs. Oklahoma, 1999 Independence
2	Archie Manning, vs. Virginia Tech, 1968 Liberty
2	Bobby Franklin, vs. LSU, 1960 Sugar
2	Charlie Conerly, vs. TCU, 1948 Delta

## Most Passes Intercepted By

3	Jevan Snead vs. Oklahoma State, 2010 Cotton
3	Tommy Luke, vs. Texas, 1966 Bluebonnet
3	Ray Brown, vs. Texas, 1958 Sugar

## Punting Leaders

48.2	Tyler Campbell (4 punts), vs. Oklahoma State, 2010 Cotton
47.3	Larry Northam (6 punts), vs. Auburn, 1971 Gator
45.5	Bill Smith (6 punts), vs. Texas Tech, 1986 Independence
44.0	Frank Lambert (4 punts), vs. Alabama, 1964 Sugar
43.8	Cody Ridgeway (8 punts), vs. Nebraska, 2002 Independence
43.6	Bill Smith (5 punts), vs. Air Force, 1983 Independence
42.7	Eagle Day (6 punts), vs. TCU, 1956 Cotton
42.4	Tyler Campbell (5 punts), vs. Georgia Tech 2013 Music City
42.3	Julian Fagan (11 punts), vs. Texas-El Paso, 1967 Sun
42.0	Reagan King (1 punt), vs. Marshall, 1997 Motor City
41.6	Jake Gibbs (5 punts), vs. Rice, 1961 Sugar



# BOWL RECORDS HELD BY OLE MISS

## BBVA COMPASS BOWL

**Attendance, two teams:** 59,135  
(Ole Miss vs. Pittsburgh, 2013)

**Most points scored, two teams:** 55  
(Ole Miss-38 vs. Pittsburgh-17, 2013)

**Most points scored, one team:** 38  
(Ole Miss vs. Pittsburgh, 2013)

**Most points scored in a half, one team:** 24, first half  
(Ole Miss vs. Pittsburgh, 2013)

**Most first downs, one team:** 23  
(Ole Miss vs. Pittsburgh, 2013)

**Longest run from scrimmage:** 62, I'Tavius Mathers  
(Ole Miss vs. Pittsburgh, 2013)

**Longest TD run from scrimmage:** 62, I'Tavius Mathers  
(Ole Miss vs. Pittsburgh, 2013)

**Most rushing attempts (tied), one team:** 49  
(Ole Miss vs. Pittsburgh, 2013)\*

## BLUEBONNET BOWL

**Most passes had intercepted, one team:** 4  
(Ole Miss vs. Texas, 1966)

**Most interception return yards, two teams:** 94  
(Texas-54, Ole Miss-40, 1966)

**Most passes intercepted, two teams:** 8  
(Texas-4, Ole Miss-4, 1966)

**Fewest punt return yards, two teams:** 0  
(Texas vs. Ole Miss, 1966)

**Fewest punt returns, two teams:** 0  
(Texas vs. Ole Miss, 1966)

**Fewest fumbles, one team:** 0 (Texas vs. Ole Miss, 1966)

**Fewest fumbles lost, two teams:** 0 (Tulsa vs. Ole Miss, 1964)

**Fewest points, one team:** 0 (Texas vs. Ole Miss, 1966)

**Fewest TD one team:** 0 (Texas vs. Ole Miss, 1966)

**Fewest conversions, one team:** 0 (Texas vs. Ole Miss, 1966)

**Most pass interceptions:** 3, Tommy Luke  
(Texas vs. Ole Miss, 1966)

## COTTON BOWL

**Best interception percentage:** 40%, picked off  
2-of-5 passes (TCU vs. Ole Miss, 1956)

**Most points, two teams:** 81  
(Ole Miss-47, Texas Tech-34, 2009)

**Most points in first half, two teams:** 45  
(Ole Miss-24, Texas Tech-21, 2009)\*

**Most touchdowns passing in first half:** 3, Jevan Snead  
(Ole Miss vs. Texas Tech, 2009)\*

**Most rushing attempts:** 34, Dexter McCluster  
(Ole Miss vs. Oklahoma State, 2010)

**Most offensive plays:** 39, Dexter McCluster  
(Ole Miss vs. Oklahoma State, 2010)

**Most punt return yards:** 106, Marshay Green  
(Ole Miss vs. Oklahoma State, 2010)

**Highest punt return average:** 28.5, Marshay Green  
(Ole Miss vs. Oklahoma State, 2010)

**Most passing yards, career:** 460, Jevan Snead  
(Ole Miss vs. Texas Tech, 2009; Oklahoma State, 2010)

**Most PATs, career:** 9, Joshua Shene  
(Ole Miss vs. Texas Tech, 2009; Oklahoma State, 2010)

**Most offensive plays, career:** 59, Dexter McCluster  
(Ole Miss vs. Texas Tech, 2009; Oklahoma State, 2010)

## GATOR BOWL

**Longest FG, individual:** 51  
Brian Lee (Ole Miss vs. Michigan, 1991)

**Most total yards, two teams:** 715  
(Ole Miss vs. Michigan, 1991)

## INDEPENDENCE BOWL

**Most yards passing, two teams:** 592  
(Ole Miss vs. Oklahoma, 1999)

**Most passes attempted, two teams:** 90  
(Ole Miss vs. Texas Tech, 1986)

**Most passes completed, two teams:** 57  
(Ole Miss vs. Oklahoma, 1999)

**Most touchdown passes, team:** 3  
(Ole Miss vs. Texas Tech, 1998)\*

**Most touchdown passes, individual:** 3, Romaro Miller  
(Ole Miss vs. Texas Tech, 1998)\*

**Most first downs passing:** 20 (Ole Miss vs. Texas Tech, 1986)

**Most passes intercepted, individual:** 2, Anthony Magee  
(Ole Miss vs. Texas Tech, 1998)\*

**Longest run from scrimmage:** 80, Deuce McAllister  
(Ole Miss vs. Oklahoma, 1999)

**Longest TD run from scrimmage:** 80, Deuce McAllister  
(Ole Miss vs. Oklahoma, 1999)

## LIBERTY BOWL

**Most first downs:** 30 [13 rushing, 17 passing]  
(Ole Miss vs. Air Force, 1989)

**Least first downs passing:** 0 (Auburn vs. Ole Miss, 1965;  
Virginia Tech vs. Ole Miss, 1968)

**Least times fumbled:** 0 (Auburn vs. Ole Miss, 1965)\*

**Fumbles lost:** 0 (Auburn vs. Ole Miss, 1965)\*

## MOTOR CITY BOWL

**Fewest passes intercepted:** 0 (Ole Miss vs. Marshall, 1997)\*

**Fewest fumbles:** 0 (Ole Miss vs. Marshall, 1997)\*

**Fewest fumbles lost:** 0 (Ole Miss vs. Marshall, 1997)\*

**Most punts returned, team:** 5 (Ole Miss vs. Marshall, 1997)\*

## MUSIC CITY BOWL

**Most yards passing:** 388 (Ole Miss vs. West Virginia, 2000)

**Most points allowed:** 49 (Ole Miss vs. West Virginia, 2000)

**Most penalties:** 12 (Ole Miss vs. West Virginia, 2000)\*

**Most rushing touchdowns:** 2, Bo Wallace  
(Ole Miss vs. Georgia Tech, 2013)\*

## ORANGE BOWL

**Fewest passing attempts:** 3 (Catholic vs. Ole Miss, 1936)\*

## SUGAR BOWL

**Most fumbles, two teams:** 17 (Alabama-6, Ole Miss-11, 1964)

**Most fumbles, team:** 11 (Ole Miss vs. Alabama, 1964)

**Most fumbles lost:** 6 (Alabama vs. Ole Miss, 1964)

**Longest run from scrimmage:** 92, Raymond Brown  
(Ole Miss vs. Texas, 1958)

**Longest TD run from scrimmage:** 92, Raymond Brown  
(Ole Miss vs. Texas, 1958)

## PEACH BOWL

**Most points scored in one quarter:** 28, second quarter  
(Georgia Tech vs. Ole Miss, 1971)\*

**Most points scored in one half:** 38, first half  
(Georgia Tech vs. Ole Miss, 1971)

\*— *Ties record*

# OLE MISS IN BOWL RECORD BOOK

## BOWL WINNING PCT. (min 25 app.)


1.	Southern California (33-17).....	.660
2.	<b>OLE MISS (23-12).....</b>	<b>.657</b>
3.	Florida State (26-14-2).....	.643
4.	Penn State (27-16-2).....	.622
5.	Syracuse (15-9-1).....	.620
6.	Oklahoma (28-18-1).....	.606
7.	Auburn (22-14-2).....	.605
8.	Alabama (35-23-3).....	.595
9.	Georgia (27-19-3).....	.582
10.	Georgia Tech (23-19).....	.548

## BOWL VICTORIES

1.	Alabama.....	34
2.	Southern California.....	32
3.	Oklahoma.....	28
4.	Georgia.....	27
	Texas.....	27
6.	Florida State.....	25
	Nebraska.....	25
	Tennessee.....	25
9.	<b>OLE MISS.....</b>	<b>23</b>
	Georgia Tech.....	23
	LSU.....	23
12.	Auburn.....	22
13.	Penn State.....	21
14.	Florida.....	20
	Michigan.....	20
	<b>Other SEC schools:</b>	
	Texas A&M.....	16
	Missouri.....	14
	Arkansas.....	13
	Mississippi State.....	10
	Kentucky.....	8
	South Carolina.....	7
	Vanderbilt.....	4

## BOWL APPEARANCES

1.	Alabama.....	61
2.	Texas.....	52
3.	Nebraska.....	50
	Southern California.....	50
5.	Georgia.....	49
	Tennessee.....	49
7.	Oklahoma.....	47
8.	LSU.....	45
9.	Penn State.....	44
	Ohio State.....	44
11.	Michigan.....	43
12.	Florida State.....	42
	Georgia Tech.....	42
14.	Florida.....	40
15.	Arkansas.....	39
16.	Auburn.....	38
17.	Clemson.....	36
	Texas Tech.....	36
19.	<b>OLE MISS.....</b>	<b>35</b>
	Miami (Fla.).....	35
	Texas A&M.....	35
	<b>Other SEC schools:</b>	
	Missouri.....	30
	South Carolina.....	19
	Mississippi State.....	17
	Kentucky.....	15
	Vanderbilt.....	7



## 1936 ORANGE BOWL

Catholic University 20  
Ole Miss 19



Ray Hapes

In its inaugural bowl game, Ole Miss fell 20-19 to an opportunistic Catholic University squad from Washington, D.C., which at the time ranked as an Eastern power.

The Rebels held a 15-7 advantage in first downs and out-gained the Cardinal 265-172. However, Ole Miss was unable to overcome deficits of 13-0 and 19-7.

Catholic took a 7-0 lead after converting one of four Ole Miss picks on the day into a 51-yard scoring drive, capped by Bill Adamaitis' two-yard touchdown run.

The Cardinal increased its lead to 13-0 in the second quarter when Adamaitis connected with Speck Foley on a 48-yard touchdown pass.

Ole Miss would pull to within seven at 13-6 before halftime when Ned Peters ran 67 yards for a score.

The Rebels would hold Catholic without a first down in the second half; however, the Cardinal went up 20-7 by scoring a touchdown off a blocked punt.

Ole Miss would get two fourth-quarter scores for the 20-19 final. Dave Bernard scored on a one-yard run to make it 20-12 after the PAT attempt failed, and Herb Baumstein found Buster Poole for a 24-yard touchdown pass.

OLE MISS	0	6	0	13	—	19
CATHOLIC	7	6	7	0	—	20

### SCORING

- CU — Adamaitis 2 run (Mulligan PAT)
- CU — Foley 48 pass from Adamaitis (PAT missed)
- OM — Peters 67 run (PAT missed)
- CU — Rydzewski blocked punt (Makofskie PAT)
- OM — Bernard 1 run (PAT missed)
- OM — Poole 24 pass from Baumsten (Richardson PAT)

ATTENDANCE — 6,568

### TEAM STATISTICS

	OM	CU
First Downs	15	7
Rushing (Net)	212	124
Passing (Net)	53	48
Total Offense	265	172
Passing C-A-I	3-12-4	1-3-2
Punts-Avg.	11-38	13-41
Fumbles-Lost	3-2	1-1
Penalties-Yards	10	30


### INDIVIDUAL LEADERS

- Rushing
  - OM — Peters 11-89; Rogers 16-50; Hapes 9-46
  - CU — Makofeke 12-46; Carroll 12-45
- Passing
  - OM — Baumsten 3-12-4 53 (TD)
  - CU — Adamaistis 1-3-2 48 (TD)
- Receiving
  - OM — Poole 1-24 (TD)
  - CU — Foley 1-48 (TD)



## 1948 DELTA BOWL

Ole Miss 13  
TCU 9



Dixie Howell

Ole Miss recorded its first bowl victory with a 13-9 win over TCU in front of 28,120 at Memphis' Crump Stadium in the 1948 Delta Bowl.

Charlie Conerly passed for two fourth-quarter scores to rally the Rebels from a 9-0 deficit in his final game in an Ole Miss uniform.

Conerly's first touchdown pass was a 26-yarder to Joe Johnson to cut the Horned Frog's lead to 9-6.

After a Bobby Wilson interception, Conerly hit Johnson for 52 yards to the TCU 13. Conerly then found Dixie Howell from 13 yards for a touchdown. Bobby Oswalt, who missed on his earlier PAT attempt, was accurate his second time around to make it 13-9.

Red Buchanan then sealed the win with an interception at midfield to snuff out any TCU comeback attempt.

OLE MISS	0	0	0	13	—	13
TCU	0	9	0	0	—	9

### SCORING

- TCU — Berry 28 interception return (Pitcock PAT)
- TCU — Blocked punt out of end zone
- OM — Johnson 26 pass from Conerly (PAT missed)
- OM — Howell 13 pass from Conerly (Oswalt PAT)

ATTENDANCE — 28,120

### TEAM STATISTICS

	OM	TCU
First Downs	16	16
Rushing (Net)	111	135
Passing (Net)	187	54
Total offense	298	189
Passing C-A-I	12-30-2	6-11-2
Punts-Avg.	4-32.8	5-42.6
Fumbles-Lost	1-1	4-2
Penalties-Yards	8-40	4-40


### INDIVIDUAL LEADERS

- Rushing
  - OM — Salmon 5-42; Jenkins 6-25
  - TCU — Stout 14-69
- Passing
  - OM — Conerly 12-28-1 (2 TD); Wilson 0-2-1
  - TCU — Berry 3-5-1 32; Stout 2-4-0 16
- Receiving
  - OM — Johnson 3-79 (TD)
  - TCU — Bailey 3-22



## 1953 SUGAR BOWL

Georgia Tech 24  
Ole Miss 7



Jimmy Lear

In its first of eight Sugar Bowl appearances, seventh-ranked Ole Miss dropped a 24-7 decision to No. 2 Georgia Tech.

The Rebels, who brought an 8-0-2 mark into the contest, struck early. Wissy Dillard's four-yard touchdown run and Jimmy Lear's PAT gave Ole Miss a 7-0 lead 3:45 into the game.

The Engineers would provide all the scoring the rest of the day. Georgia Tech got a touchdown and a field goal to take a 10-7 lead into intermission and then added a pair of touchdowns in the second half.

Georgia Tech would finish the year 12-0, and through the Sugar Bowl, had not been beaten in 25 starts.

Statistically, the game was even. Georgia Tech held a slight 16-15 advantage in first downs and a 295-287 edge in total offense. However, the Rebels were plagued by six turnovers.

OLE MISS	7	0	0	0	—	7
GEORGIA TECH	0	10	7	7	—	24

### SCORING

- OM — Dillard 4 run (Lear PAT)
- GT — Brigman 1 run (Rodgers PAT)
- GT — Rodgers 25 FG
- GT — Hardeman 6 run (Rodgers PAT)
- GT — Knox 26 pass from Rodgers (Rodgers PAT)

ATTENDANCE — 80,205

### TEAM STATISTICS

	OM	GT
First Downs	15	16
Rushing (Net)	137	194
Passing (Net)	150	101
Total offense	287	295
Passing C-A-I	11-23-3	10-18-1
Punts-Avg.	7-35.4	6-41.8
Fumbles-Lost	5-3	5-2
Penalties	6-60	5-42


### INDIVIDUAL LEADERS

- Rushing
  - OM — Dillard 17-39 (TD); Westerman 7-36; Lofton 11-24
  - GT — Hardeman 14-76 (TD); Turner 20-56; Teas 11-47
- Passing
  - OM — Lear 8-19-3 122
  - GT — Brigman 5-7-1 39; Rodgers 4-9-0 55 (TD)
- Receiving
  - OM — Dillard 2-16; Westerman 2-23; Bridges 2-25; Slay 1-45
  - GT — Hardeman 2-24; Marks 2-14; Teas 2-12



## 1955 SUGAR BOWL

Navy 21  
Ole Miss 0



George Harris

Navy shutdown an explosive Ole Miss offense en route to posting a 21-0 victory over the SEC Champion Rebels in front of 83,000 at the 1955 Sugar Bowl.

Ole Miss entered the game having outscored its opponents 283-47. However, the Midshipmen would outgain the Rebels 442-121, including holding a 295-78 advantage on the ground.

Navy took the opening kickoff and marched 70 yards for a three-

yard touchdown run by Joe Gattuso to take a 7-0 lead. The Midshipmen would carry the seven-point lead into halftime.

Navy would also score on its first possession of the second half, taking the kickoff and marching 86 yards. John Weaver's 16-yard touchdown pass from George Welsh capped the 11-play drive and extended the lead to 14-0.

Gattuso would complete the scoring with his second touchdown, a one-yard run in the third quarter.

OLE MISS	0	0	0	0	—	0
NAVY	7	0	14	0	—	21

### SCORING

- N — Gattuso 3 run (Weaver PAT)
- N — Weaver 16 pass from Welsh (Weaver PAT)
- N — Gattuso 1 run (Weaver PAT)

ATTENDANCE — 83,000

### TEAM STATISTICS

	OM	N
First Downs	5	20
Rushing (Net)	78	295
Passing (Net)	43	147
Total Offense	121	442
Passing C-A-I	5-18-0	12-28-4
Punts-Avg.	9-36.1	4-33.8
Fumbles-Lost	2-1	1-0
Penalties-Yards	6-50	1-15


### INDIVIDUAL LEADERS

- Rushing  
OM — Cothren 7-24  
N — Gattuso 16-111 (2 TD); Weaver 16-106.
- Passing  
OM — Day 2-9-0 16; Patton 3-6-0 27  
N — Welsh 8-14 76 (TD); Echard 3-10-2 40
- Receiving  
OM — Muirhead 2-16  
N — Weaver 3-39 (TD); Beagle 3-19



## 1956 COTTON BOWL

Ole Miss 14  
TCU 13



Eagle Day

Quarterback Eagle Day led Ole Miss to its first major bowl win with a 14-13 victory over TCU in the 1956 Cotton Bowl.

Jim Swink staked the Horned Frogs to a 13-0 lead with touchdown runs of one and 39 yards.

Day got the Rebels going with a four-play, 66-yard scoring drive that resulted in Paige Cothren's three-yard TD run to make it 13-7 at halftime.

After a scoreless third quarter,

Day would engineer another 66-yard scoring match. A 13-yard pass from Day to Cothren on fourth down moved the ball to the Horned Frog 32. Two plays later, Day sprinted 25 yards to the five. Billy Lott then broke around right end for a five-yard touchdown and Cothren's PAT gave the Rebels a 14-13 lead with 4:22 remaining.

Eddie Crawford thwarted any comeback attempt by TCU with an interception. Day would then manage to run out the clock to secure the victory for Ole Miss.

OLE MISS	0	7	0	7	—	14
TCU	7	6	0	0	—	13

### SCORING

- TCU — Swink 1 run (Pollard PAT)
- TCU — Swink 39 run (PAT missed)
- OM — Cothren 3 run (Cothren PAT)
- OM — Lott 5 run (Cothren PAT)

ATTENDANCE — 75,504

### TEAM STATISTICS

	OM	TCU
First Downs	12	11
Rushing (Net)	92	233
Passing (Net)	137	20
Total Offense	229	253
Passing C-A-I	10-21-0	2-5-2
Punts-Avg.	6-42.7	5-28.8
Fumbles-Lost	1-1	2-1
Penalties-Yards	6-80	8-80


### INDIVIDUAL LEADERS

- Rushing  
OM — Cothren 12-79 (TD)  
TCU — Swink 19-107 (2 TD); Taylor 10-76
- Passing  
OM — Day 10-21-0 137  
TCU — Finney 1-3-2 7; Wineburg 1-1-0 7
- Receiving  
OM — Kinard 6-83; Blair 7-28; Cothren 2-19; Bekes 1-7  
TCU — Williams 1-13; Nickel 1-7



## 1958 SUGAR BOWL

Ole Miss 39  
Texas 7



Ray Brown

John Vaught's Ole Miss squad captured its first Sugar Bowl Championship in three attempts by trouncing the Texas Longhorns of the Southwest Conference, 39-7 in front of 77,484 on New Year's Day in New Orleans.

All-SEC quarterback Ray Brown rushed for 157 yards and two scores, including a 92-yarder in the fourth quarter, to earn the game's Outstanding Player Award.

Sophomore quarterback Bobby Ray Franklin added 64 yards rushing in nine carries and a touchdown, as the Rebels rushed for a total of 304 yards.

Ole Miss limited Texas to 206 yards of total offense and forced eight turnovers in the win.

OLE MISS	6	13	7	13	—	39
TEXAS	0	0	0	7	—	7

### SCORING

- OM — Brown 1 run (PAT missed)
- OM — Williams 3 pass from Brown (Khayat PAT)
- OM — Lovelace 9 run (Khayat PAT)
- OM — Franklin 3 run (Khayat PAT)
- UT — Blanch 1 run (Lackey PAT)
- OM — Brown 92 run (Khayat PAT)
- OM — Taylor 12 pass from Brewer (PAT missed)

ATTENDANCE — 77,484

### TEAM STATISTICS

	OM	UT
First Downs	18	13
Rushing (Net)	304	192
Passing (Net)	71	14
Total Offense	375	206
Passing C-A-I	7-16-0	2-11-4
Punts-Avg.	7-34.7	5-38.2
Fumbles-Lost	5-2	7-4
Penalties-Yards	9-95	6-30

### INDIVIDUAL LEADERS

- Rushing  
OM — Brown 15-157 (2 TD); Franklin 9-64 (TD)  
UT — Blanch 11-58 (TD); Allen 8-43; Fondren 8-39; Welch 4-36
- Passing  
OM — Brown 3-8-0 24 (TD); Franklin 2-6-0 22; Brewer 2-2-0 25 (TD)  
UT — Lackey 2-5-2 14
- Receiving  
OM — Williams 2-15 (1 TD); Taylor 2-20 (TD)  
UT — Ramirez 1-3; Smith 1-11



## 1958 GATOR BOWL

Ole Miss 7  
Florida 3



Richard Price

Jim Anderson's one-yard touchdown run in the first quarter proved to be enough as Ole Miss knocked off Florida 7-3 on an over-cast day in the 1958 Gator Bowl.

The Rebels took the game's opening kickoff and marched 70 yards for the game's only touchdown.

Florida would take the ensuing kickoff and score on Billy Booker's 27-yard field goal to make it 7-3 with

7:44 left in the first quarter. Neither team would score the rest of the game.

The Gators had two opportunities to take the lead in the fourth quarter.

A surprise quick kick by Florida's Bobby Joe Green traveled 76 yards to just outside the Rebel 10 to start the final period. Milton Crain, looking for someone to block, stumbled over the ball, and Dave Hudson covered for the Gators. Florida would move to the two, but Richard Price stuffed a fourth-and-goal attempt for the Gators.

After a short punt, the Gators took over at the Rebel 26 and advanced to the 15 before Bill Churchwell forced and recovered a fumble.

The two teams would then exchange punts, however, Jimmy Dunn bobbed a Rebel punt at the Florida 48 and Ole Miss recovered. The Rebels then ran out the final 3:10 of the game.

OLE MISS	7	0	0	0	—	7
FLORIDA	3	0	0	0	—	3

### SCORING

OM — Anderson 1 run (Khayat PAT)  
UF — Booker 27 FG

ATTENDANCE — 41,312

### TEAM STATISTICS

	OM	UF
First Downs	9	12
Rushing (Net)	155	157
Passing (Net)	27	58
Total Offense	182	215
Passing C-A-I	2-7-0	5-11-1
Punts-Avg.	10-34.4	7-44.1
Fumbles-Lost	5-2	5-3
Penalties-Yards	2-10	3-25

### INDIVIDUAL LEADERS

Rushing  
OM — Anderson 9-62 (TD); Lovelace 7-28  
UF — Newbern 5-59; Milby 10-35  
Passing  
OM — Franklin 2-7-0 27  
UF — Dunn 5-11-1 58  
Receiving  
OM — Grantham 1-15; Daniels 1-12  
UF — Hudson 3-32



## 1960 SUGAR BOWL

Ole Miss 21  
LSU 0



Bobby Franklin

A little over two months after Billy Cannon's famous 89-yard punt return on Halloween night lifted LSU to a 7-3 win over Ole Miss in Baton Rouge, the second-ranked Rebels and third-ranked Tigers were rematched in the 1960 Sugar Bowl.

This time, Ole Miss made sure there would be no heroics from Cannon. The Rebel defense limited the 1959 Heisman Trophy winner

to eight yards on six carries. The Tigers managed just 74 yards total on the night and were a -15 in the rushing department.

Ole Miss, led by Bobby Franklin's two touchdown passes, totaled 363 yards of offense and rolled to a 21-0 victory.

Franklin finished 10-of-15 passing for 148 yards and had touchdown passes of 18 yards to Larry Grantham and nine yards to George Blair in the second half. He would garner the game's Outstanding Player honor.

Ole Miss would finish the year 10-1 and was recognized as national champions by the Berryman, Billingsley, Dunkel and Sagarin ratings.

The 1959 squad would also go on to earn "Team of the Decade" honors within the SEC by the Associated Press.

OLE MISS	0	7	7	7	—	21
LSU	0	0	0	0	—	0

### SCORING

OM — Woodruff 43 pass from Gibbs (Franklin PAT)  
OM — Grantham 18 pass from Franklin (Khayat PAT)  
OM — Blair 9 pass from Franklin (Khayat PAT)

ATTENDANCE — 81,500

### TEAM STATISTICS

	OM	LSU
First Downs	19	6
Rushing (Net)	140	-15
Passing (Net)	223	89
Total Offense	363	74
Passing C-A-I	15-27-2	9-25-2
Punts-Avg.	6-37.5	12-34.3
Fumbles-Lost	4-2	2-0
Penalties-Yards	7-65	4-30

### INDIVIDUAL LEADERS

Rushing  
OM — Flowers 19-60; Blair 8-26  
LSU — Cannon 6-8  
Passing  
OM — Franklin 10-15-1 148 (2 TD); Gibbs 4-10-1 65 (TD)  
LSU — Rabb 4-15-0 36  
Receiving  
OM — Flowers 4-64  
LSU — Cannon 3-39; McClain 3-31



## 1961 SUGAR BOWL

Ole Miss 14  
Rice 6



Jim Anderson

Ole Miss completed its 1960 National Championship season with a 14-6 win over Rice in the 1961 Sugar Bowl. With the win, the Rebels finished the year 10-0-1, with the only blemish coming in the fashion of a 6-6 tie with LSU in October.

Jake Gibbs scored both of Ole Miss' touchdowns with runs of eight and three yards. Gibbs' eight-yard scamper gave the Rebels a 7-0 lead in the first quarter.

The Owls used an 18-play, 77-yard scoring drive to make it 7-6 in the third. Butch Blaine completed the march with a two-yard run around the right end on fourth down. However, the PAT attempt failed, leaving the Rebels clinging to a one-point lead.

Ole Miss iced the game in the fourth quarter behind the running of Jim Anderson. Anderson's running helped set up Gibbs' three-yard score with 5:16 left.

Anderson finished the game with 59 yards rushing on 15 carries.

Following the game, Ole Miss was awarded the national title by the Football Writer's Association, and became the first SEC team to win the Grantland Rice Award.

OLE MISS	7	0	0	7	—	14
RICE	0	0	6	0	—	6

### SCORING

OM — Gibbs 8 run (Green PAT)  
RU — Blume 2 run (PAT missed)  
OM — Gibbs 3 run (Green PAT)

ATTENDANCE — 82,851

### TEAM STATISTICS

	OM	RU
First Downs	13	19
Rushing (Net)	143	103
Passing (Net)	43	178
Total Offense	186	281
Passing C-A-I	5-15-0	14-28-4
Punts-Avg.	5-41.6	3-34.0
Fumbles-lost	1-1	2-0
Penalties-Yards	2-10	6-30

### INDIVIDUAL LEADERS


Rushing  
OM — Anderson 15-59; Doty 4-25; Crespino 2-25  
RU — Blume 7-54 (TD)  
Passing  
OM — Gibbs 5-15-0 43  
RU — Cox 11-20-1 143; Kerbow 3-7-2 35  
Receiving  
OM — Blair 2-18; Crespino 2-21  
RU — Webb 3-31





## 1962 COTTON BOWL

Texas 12  
Ole Miss 7



Reed Davis

Playing without All-America fullback Billy Ray Adams, Ole Miss became a 12-7 upset victim to Texas in the 1962 Cotton Bowl.

Adams was injured in a car accident two days after the Rebels' 37-7 win over Mississippi State in November, after returning from Jackson to attend a touchdown club meeting.

Ole Miss came into the contest sporting a 9-1 record and having

recovered its opponents 326-40. However, without Adams, the Longhorns made sure the Rebels didn't do damage through the air with All-America quarterback Glynn Griffing.

The Rebels held a 319-183 advantage in total offense, but couldn't overcome six turnovers, including five interceptions.

Griffing was 12-of-29 for 163 yards with three interceptions and a touchdown. Doug Elmore was intercepted twice in eight pass attempts.

Ole Miss' only points of the day came in the third quarter when Reed Davis scored on a 20-yard touchdown pass from Griffing to make it 12-7.

OLE MISS	0	0	7	0	—	7
TEXAS	6	6	0	0	—	12

### SCORING

- UT — Saxton 1 run (PAT missed)
- UT — Collins 16 pass from Cotton (PAT missed)
- OM — Davis 20 pass from Griffing (Sullivan PAT)

ATTENDANCE — 75,000

### TEAM STATISTICS

	OM	UT
First Downs	17	12
Rushing (Net)	127	123
Passing (Net)	192	60
Total Offense	319	183
Passing C-A-I	15-37-5	6-13-3
Punts-Avg.	4-32.5	5-40.2
Fumbles-Lost	1-1	2-1
Penalties-Yards	4-30	3-35


### INDIVIDUAL LEADERS

- Rushing
  - OM — Griffing 10-45; Doty 5-29
  - UT — Poag 11-54; Cotton 11-25
- Passing
  - OM — Griffing 12-29-3 163 (TD); Elmore 3-8-2 29
  - UT — Cotton 6-13-3 60 (TD)
- Receiving
  - OM — Guy 4-43; Doty 4-41; Holloway 3-30
  - UT — Saxton 3-18; Collins 2-30 (TD)



## 1963 SUGAR BOWL

Ole Miss 17  
Arkansas 13



Louis Guy

Ole Miss completed a perfect 10-0 season with a 17-13 victory over Arkansas in the 1963 Sugar Bowl.

Quarterback Glynn Griffing was a near unanimous selection for the game's Most Valuable Player Award. He connected on 14-of-23 passes for 242 yards with one touchdown and one interception to break Davey O'Brien's 24-year-old Sugar Bowl passing yards record.

As effective as Griffing was through the air, it was his one-yard touchdown run in the third quarter that broke a 10-10 tie and put the Rebels up for good.

The Razorbacks could only answer with a 22-yard field goal from Tom McKnelly with 1:33 left in the third quarter.

Griffing's 33-yard touchdown pass to Louis Guy gave Ole Miss a 10-3 lead heading into the intermission.

OLE MISS	0	10	7	0	—	17
ARKANSAS	0	3	10	0	—	13

### SCORING

- OM — Irwin 30 FG
- UA — McKnelly 30 FG
- OM — Guy 33 pass from Griffing (Irwin PAT)
- UA — Branch 5 pass from Moore (McKnelly PAT)
- OM — Griffing 1 run (Irwin PAT)
- UA — McKnelly 22 FG

ATTENDANCE — 82,900

### TEAM STATISTICS

	OM	UA
First Downs	22	7
Rushing (Net)	160	47
Passing (Net)	269	123
Total Offense	429	170
Passing C-A-I	18-28-1	6-18-2
Punts-Avg.	2-36.0	4-38.3
Fumbles-Lost	2-1	2-0
Penalties-Yards	4-40	2-13

### INDIVIDUAL LEADERS

- Rushing
  - OM — Jennings 9-39; Weatherly 9-36
  - UA — Branch 7-21
- Passing
  - OM — Griffing 14-23-1 242 (TD); Weatherly 4-5-0 27
  - UA — Moore 5-10-0 55 (TD); Gray 1-8-2 68
- Receiving
  - OM — Morris 5-62; Guy 5-107 (TD); Randall 3-34
  - UA — Lamb 3-107; Branch 3-16 (TD)



## 1964 SUGAR BOWL

Alabama 12  
Ole Miss 7



Perry Lee Dunn

Four plus inches of snow fell on New Orleans the day before Ole Miss took the field against Alabama in the 1964 Sugar Bowl.

Under the slippery conditions, the Rebels and Crimson Tide combined for 17 fumbles, including nine lost. Unfortunately for Ole Miss, the Rebels would fumble 11 times and lose six.

Alabama would also intercept three Ole Miss passes en route to receiving four Tim Davis field goals and post a 12-7 win.

Ole Miss' lone score would come in the fourth quarter on a five-yard pass from Perry Lee Dunn to Lee Smith to provide the 12-7 final.

The Rebels ended up with a 248-194 advantage in total offense, but most of the yards came too late. The Crimson Tide held a 112-34 edge in the first half to build a 9-0 halftime lead.

OLE MISS	0	0	0	7	—	7
ALABAMA	3	6	3	0	—	12

### SCORING

- UA — Davis 46 FG
- UA — Davis 31 FG
- UA — Davis 34 FG
- UA — Davis 48 FG
- OM — Smith 5 pass from Dunn (Irwin PAT)

ATTENDANCE — 80,785

### TEAM STATISTICS

	OM	UA
First Downs	9	14
Rushing (Net)	77	165
Passing (Net)	171	29
Total Offense	248	194
Passing C-A-I	11-21-31	3-11-1
Punts-Avg.	4-44.0	5-36.8
Fumbles-Lost	11-6	6-3
Penalties-Yards	5-45	3-15

### INDIVIDUAL LEADERS


- Rushing
  - OM — Dennis 7-37; Dunn 6-24
  - UA — Sloan 16-51; Nelson 16-47
- Passing
  - OM — Dunn 8-10-0 125 (TD); Weatherly 3-11-3 46
  - UA — Sloan 3-10-1 29
- Receiving
  - OM — Wells 4-76
  - UA — Stephens 1-15; Dill 1-9; Nelson 1-5





## 1964 BLUEBONNET BOWL

Tulsa 14  
Ole Miss 7



Jim Weatherly

Tulsa quarterback Jerry Rhome passed for 252 yards and a score, and scored on a one-yard touchdown run to lead the Golden Hurricane to a 14-7 win in the 1964 Bluebonnet Bowl.

Rebel quarterback Jim Weatherly spotted Ole Miss a 7-0 lead with a one-yard scoring run in the second quarter.

Rhome's one-yard run tied the game at 7-7 heading into the half, and capped a 72-yard, eight

play march by Tulsa.

Rhome would strike again midway through the third quarter. His 35-yard touchdown pass to Eddie Fletcher put Tulsa up 14-7 and the Golden Hurricane defense would hold the rest of the way.

Tulsa limited Ole Miss to 217 yards of total offense, while the Golden Hurricane totaled 323.

Weatherly was 16-of-24 passing, but managed just 113 yards and was intercepted twice.

Mike Dennis rushed for a game-high 73 yards on 17 carries and also caught nine passes for 114 yards.

OLE MISS	0	7	0	0	—	7
TULSA	0	7	7	0	—	14

### SCORING

OM — Weatherly 1 run (Irwin PAT)  
TU — Rhome 1 run (Twilley PAT)  
TU — Fletcher 35 pass from Rhome (Twilley PAT)

ATTENDANCE — 50,000

### TEAM STATISTICS

	OM	TU
First Downs	10	19
Rushing (Net)	104	71
Passing (Net)	113	252
Total Offense	217	323
Passing C-A-I	16-24-2	22-36-1
Punts-Avg.	8-31.1	7-31.6
Fumbles-Lost	2-0	1-0
Penalties-Yards	4-50	4-30

### INDIVIDUAL LEADERS

Rushing  
OM — Dennis 17-73  
TU — Daugherty 6-32; Rhome 22-29 (TD)  
Passing  
OM — Weatherly 16-24-2 113  
TU — Rhome 22-36-1 252 (TD)  
Receiving  
OM — Dennis 9-114  
TU — Daugherty 9-80; Roberts 8-108



## 1965 LIBERTY BOWL

Ole Miss 13  
Auburn 7



Jimmy Keyes

Jimmy Keyes' two field goals helped propel Ole Miss to a 13-7 win over SEC-rival Auburn before 38,607 in the 1965 Liberty Bowl in Memphis.

Auburn drove to the Ole Miss nine with 33 seconds left in the game, but Tiger quarterback Alex Bowden was sacked on fourth down.

Keyes' first field goal, a 42-yarder in the second quarter, gave Ole Miss a 3-0 lead. The Tigers would quickly answer with a 44-yard touchdown run by fullback Tom Bryan with

6:58 left in the first half.

Ole Miss would take the lead for good in the third quarter when Doug Cunningham caught a six-yard touchdown pass from Jody Graves.

Keyes would later add a 30-yard field goal in the fourth quarter to provide the 13-7 margin.

Tailback Mike Dennis rushed for 75 yards on 15 carries for Ole Miss, and quarterback Jimmy Heidel added 72 yards on 16 attempts.

OLE MISS	0	3	7	3	—	13
AUBURN	0	7	0	0	—	7

### SCORING

OM — Keyes 42 FG  
AU — Bryan 44 run (Lewiss PAT)  
OM — Cunningham 6 pass from Graves (Keyes PAT)  
OM — Keyes 30 FG

ATTENDANCE — 38,607

### TEAM STATISTICS

	OM	AU
First Downs	12	15
Rushing (Net)	189	156
Passing (Net)	24	112
Total Offense	213	268
Passing C-A-I	4-12-0	11-24-1
Punts-Avg.	9-34.8	8-39
Fumbles-Lost	0-0	0-0
Penalties-Yards	5-25	4-29


### INDIVIDUAL LEADERS

Rushing  
OM — Dennis 15-75; Heidel 16-72; Wade 13-43  
AU — Bryan 19-111 (TD)  
Passing  
OM — Graves 2-10-0 15 (TD); Heidel 2-2-0 9  
AU — Bowden 11-24-1 112  
Receiving  
OM — Matthews 2-9  
AU — Hardy 4-46; Bryant 3-23



## 1966 BLUEBONNET BOWL

Texas 19  
Ole Miss 0



Bruce Newell

Ole Miss entered the 1966 Bluebonnet Bowl having recorded five shutouts and allowing only 46 points en route to an 8-2 regular season.

However, it was the defense of Texas that would shine in this match-up.

The Longhorns limited the Rebels to 208 yards of offense and posted a shutout in a 19-0 victory.

Texas had scoring drives of 89, 68 and 53 yards.

Ole Miss had only two scoring threats on the day. On the first, Jimmy Keyes' 43-yard field goal attempt was wide. Later in the third quarter, the Rebels were stopped on fourth down at the Texas eight.

Texas running back Chris Gilbert rushed for 156 yards on 26 carries, including a one-yard touchdown run to give the Longhorns a 12-0 lead in the third.

Doug Cunningham had 60 yards on 12 rushes for Ole Miss, and also caught three passes for 17 yards.

OLE MISS	0	0	0	0	—	0
TEXAS	6	0	6	7	—	19

### SCORING

UT — Bradley 25 run (PAT missed)  
UT — Gilbert 1 run (PAT missed)  
UT — Bradley 4 run (Conway PAT)

ATTENDANCE — 67,000

### TEAM STATISTICS

	OM	UT
First Downs	7	19
Rushing (Net)	143	285
Passing (Net)	65	95
Total Offense	208	380
Passing C-A-I	10-26-4	5-17-4
Punts-Avg.	7-28.4	3-42.0
Fumbles-Lost	0-0	3-3
Penalties-Yards	8-84	4-34

### INDIVIDUAL LEADERS

Rushing  
OM — Cunningham 12-60; Street 6-39; Newell 8-33  
UT — Gilbert 26-156 (TD); Bradley 20-105 (2 TD)  
Passing  
OM — Newell 9-20-2 54  
UT — Bradley 4-12-2 49  
Receiving  
OM — Matthews 3-24; Cunningham 3-17  
UT — Gennusa 2-30; Baer 2-19



## 1967 SUN BOWL

Texas-El Paso 14  
Ole Miss 7



Mac McClure

The University of Texas at El Paso scored two fourth quarter touchdowns and used a stingy defense to hand Ole Miss a 14-7 loss in front of 34,685 at the Sun Bowl in El Paso, Texas.

After a scoreless first quarter, Ole Miss took a 7-0 lead on a one-yard run by quarterback Bruce Newell. After that, the Rebels could manage very little offensively.

The Miners would limit Ole

Miss to just 109 yards of total offense for the game.

Still, the Rebels carried a 7-0 lead into the final 15 minutes.

UTEP, though, would get a five-yard touchdown pass from Billy Stevens to Dave Karns to tie the score at 7-7 with 14:18 remaining.

The Miners would score the game-winning touchdown with 7:52 left when Larry McHenry found the end zone from four yards out.

Stevens finished the game 13-of-26 for 155 yards with one touchdown and one interception to earn Most Valuable Player honors.

OLE MISS	0	7	0	0	—	7
UTEP	0	0	0	14	—	14

### SCORING

OM —	Newell 1 run (Brown PAT)
UTEP —	Karns 5 pass from Stevens (Waddles PAT)
UTEP —	McHenry 4 run (Waddles PAT)

ATTENDANCE — 34,685

### TEAM STATISTICS

	OM	UTEP
First Downs	6	16
Rushing (Net)	38	75
Passing (Net)	71	201
Total Offense	109	276
Passing C-A-I	12-23-1	16-35-1
Punts-Avg.	11-42.3	12-39.8
Fumbles-Lost	4-3	0-0
Penalties-Yards	5-33	9-92


### INDIVIDUAL LEADERS

Rushing	
OM —	Hindman 15-53
UTEP —	McHenry 13-73 (TD); White 17-72
Passing	
OM —	Newell 12-23-1 71
UTEP —	Stevens 13-26-1 155 (TD); Dawson 3-9-0 46
Receiving	
OM —	Matthews 4-25, Haik 3-24
UTEP —	Wallace 6-83, Karns 5-56 (TD); Jones 4-38



## 1968 LIBERTY BOWL

Ole Miss 34  
Virginia Tech 17



Steve Hindman

Ole Miss erased a 17-0 first quarter deficit to roll to a 34-17 win over Virginia Tech in the 1968 Liberty Bowl, in front of 42,206 on a bright, bitterly cold afternoon in Memphis.

Archie Manning's 24-yard touchdown pass to Hank Shows early in the second quarter put the Rebels on the board and trimmed the Hokies' lead to 17-7. Manning would later find Leon Felts for a 23-yard touchdown pass to pull Ole

Miss to within three at 17-14 heading into the break.

Steven Hindman broke a 79-yard scoring run just 21 seconds into the third quarter to give the Rebels the first lead of the day at 21-17.

Ole Miss would also get a 70-yard interception return for a touchdown by Robert Bailey and a pair of Van Brown field goals.

Hindman finished with 122 yards rushing on 15 carries and was named the game's Most Valuable Player and Outstanding Back.

OLE MISS	0	14	7	13	—	34
VIRGINIA TECH	17	0	0	0	—	17

### SCORING

VT —	Edwards 58 run (Simcsak PAT)
VT —	Smoot 7 run (Simcsak PAT)
VT —	Simcsak 29 FG
OM —	Shows 24 pass from Manning (Brown PAT)
OM —	Felts 23 pass from Manning (Brown PAT)
OM —	Hindman 79 run (Brown PAT)
OM —	Bailey 70 INT return (Brown PAT)
OM —	Brown 46 FG
OM —	Brown 26 FG

ATTENDANCE — 46,206

### TEAM STATISTICS

	OM	VT
First Downs	15	16
Rushing (Net)	185	330
Passing (Net)	141	2
Total Offense	326	332
Passing C-A-I	12-28-0	1-7-0
Punts-Avg.	5-37.4	7-40.7
Fumbles-Lost	3-2	5-3
Penalties-Yards	4-30	12-120

### INDIVIDUAL LEADERS

Rushing	
OM —	Hindman 15-122 (TD); Bowen 19-65
VT —	Edwards 12-119 (TD); Smoot 21-91 (TD); Kincaid 15-55
Passing	
OM —	Manning 12-28-0 141 (2 TD)
VT —	Kincaid 0-4-0; Humphries 1-3-0 2
Receiving	
OM —	Shows 6-70 (TD); Hindman 3-32
VT —	Crigger 1-2



## 1970 SUGAR BOWL

Ole Miss 27  
Arkansas 22



Bo Bowen

Junior quarterback Archie Manning passed for one touchdown and rushed for another to lead No. 13 Ole Miss to a 27-22 upset of No. 3 Arkansas in the 36th annual Sugar Bowl Classic.

Cloyce Hinton gave the Rebels a 27-12 lead with a 36-yard field goal in the third quarter, before the Razorbacks would begin to rally.

Arkansas received a 35-yard field goal from Bill McClard to cut the Ole Miss lead to 27-15 entering the fourth quarter.

The Razorbacks then intercepted a Manning pass and took over at the Rebel 11. Two plays later, Bill Montgomery completed a six-yard touchdown pass to Bill Burnett to pull Arkansas to within 27-22 with 10:15 left.

Later, with 1:15 left in the game, Arkansas moved to the Ole Miss 36. Montgomery threw a strike to Chuck Dicus for 11 yards, however, Glenn Cannon's hit stripped Dicus of the ball and the Rebels recovered to secure the win.

Manning finished 21-of-35 passing for 273 yards with two interceptions. He also added 39 yards rushing to earn Most Outstanding Player honors.

OLE MISS	14	10	3	0	—	27
ARKANSAS	0	12	3	7	—	22

### SCORING

OM —	Bowen 69 run (King PAT)
OM —	Manning 18 run (King PAT)
UA —	Burnett 12 run (PAT missed)
OM —	Hinton 52 FG
OM —	Studdard 30 pass from Manning (King PAT)
UA —	Dicus 47 pass from Montgomery (PAT failed)
OM —	Hinton 36 FG
UA —	McClard 35 FG
UA —	Burnett 6 pass from Montgomery (McClard PAT)

ATTENDANCE — 82,500

### TEAM STATISTICS

	OM	UA
First Downs	15	16
First Downs	21	24
Rushing (Net)	154	189
Passing (Net)	273	338
Total Offense	427	527
Passing C-A-I	21-35-2	17-35-2
Punts-Avg.	6-37.7	2-30.5
Fumbles-Lost	0-0	1-1
Penalties-Yards	11-101	3-22

### INDIVIDUAL LEADERS

Rushing	
OM —	Bowen 12-94 (TD); Manning 13-39 (TD)
UA —	Maxwell 8-108; Burnett 17-59 (TD)
Passing	
OM —	Manning 21-35-2 273 (TD)
UA —	Montgomery 17-34-1 338 (2 TD)
Receiving	
OM —	Pooler 7-72; Studdard 5-109 (TD)
UA —	Maxwell 9-137 (TD); Dicus 6-171 (TD)



## 1971 GATOR BOWL

Auburn 35  
Ole Miss 28



Shug Chumbler

Archie Manning recorded 275 yards of total offense in his final game at Ole Miss, but it wasn't enough to rally the Rebels past Auburn, as the Tigers took home a 35-28 win in the 1971 Gator Bowl.

The game also marked the Rebels' 18th and final bowl appearance under head coach John Vaught.

Behind quarterback Pat Sullivan, the Tigers built a 21-0 second-quarter lead before Manning engineered two touchdown drives before the half to make it 21-14.

The two teams would then trade touchdowns in the second half.

Manning finished completing 19-of-28 passes for 180 yards with an interception. He connected with Floyd Franks on a 34-yard touchdown pass in the second quarter to make it 21-14.

Manning also added 95 yards rushing on 11 carries and scored Ole Miss' first points of the game on a two-yard run in the second quarter.

Sullivan passed for 351 yards and two scores for the Tigers. He completed 27-of-43 attempts and was intercepted once.

OLE MISS	0	14	7	7	—	28
AUBURN	14	7	14	0	—	35

### SCORING

- AU — Beasley 8 pass from Sullivan (Jett PAT)
- AU — Bresler 7 pass from Sullivan (Jett PAT)
- AU — Sullivan 37 run (Jett PAT)
- OM — Manning 2 run (Poole PAT)
- OM — Franks 34 pass from Manning (Poole PAT)
- AU — Zofko 6 run (Jett PAT)
- OM — Poole 23 pass from Chumbler (Poole PAT)
- AU — Willingham 54 punt return (Jett PAT)
- OM — Chumbler 1 run (Poole PAT)

ATTENDANCE — 71,136

### TEAM STATISTICS

	OM	AU
First Downs	21	23
Rushing (Net)	209	208
Passing (Net)	256	351
Total Offense	465	559
Passing C-A-I	23-39-1	27-44-1
Punts-Avg.	6-47.3	27-44.1
Fumbles-Lost	3-2	5-3
Penalties-Yards	2-13	6-63

### INDIVIDUAL LEADERS

- Rushing**
- OM — Manning 11-95 (TD)
- AU — Clark 14-108; Sullivan 10-35
- Passing**
- OM — Manning 19-28-1 180 (TD); Chumbler 4-11-0 76 (TD)
- AU — Sullivan 27-43-1 351 (2 TD)
- Receiving**
- OM — Poole 9-111 (TD); Franks 7-78 (TD)
- AU — Beasley 8-143 (TD)



## 1971 PEACH BOWL

Ole Miss 41  
Georgia Tech 18



Norris Weese

Ole Miss built a 38-6 halftime lead en route to a 41-18 win over Georgia Tech in the 1971 Peach Bowl, played on a soggy field at Atlanta Stadium.

The victory gave first-year head coach Billy Kinard a win in his first bowl game and completed a 10-2 season for Ole Miss.

Quarterback Norris Weese passed for 116 yards and added 32 rushing to earn the Most Valuable

Offensive Player trophy. He gave the Rebels a 7-0 lead in the first quarter on a one-yard run and connected on an 11-yard touchdown pass to Riley Myers to make it 38-6.

Linebacker Crowell Armstrong took home the Most Valuable Defensive Player trophy.

Tailback Greg Ainsworth rushed for a game-high 119 yards on 28 carries.

OLE MISS	10	28	0	3	—	41
GEORGIA TECH	0	6	6	6	—	18

### SCORING

- OM — Weese 1 run (Hinton PAT)
- OM — Hinton 25 FG
- OM — Porter 2 run (Hinton PAT)
- OM — Porter 10 run (Hinton PAT)
- OM — Felts 15 pass from Lyons (Hinton PAT)
- OM — Myers 11 pass from Weese (Hinton PAT)
- GT — Healy 2 run (Run failed)
- GT — Healy 1 run (Pass failed)
- OM — Hinton 30 FG
- GT — Healy 1 run (Run failed)

ATTENDANCE — 38,599

### TEAM STATISTICS

	OM	GT
First Downs	17	16
Rushing (Net)	179	166
Passing (Net)	139	151
Total Offense	318	317
Passing C-A-I	9-18	13-26
Punts-Avg.	5-37.4	5-31.2
Fumbles-Lost	2-1	3-3
Penalties-Yards	5-25	8-38

### INDIVIDUAL LEADERS

- Rushing**
- OM — Ainsworth 28-119; Weese 11-32 (TD); Porter 8-26 (2 TD)
- GT — Hennessey 6-56; Cunningham 5-30
- Passing**
- OM — Weese 7-14-0 116 (TD)
- GT — McAshan 13-26-2 151
- Receiving**
- OM — Barry 3-39; Myers 2-49 (TD); Felts 2-23 (TD)
- GT — Owings 5-87; Oven 3-26; McNamara 2-22



## 1983 INDEPENDENCE BOWL

Air Force 9  
Ole Miss 3



Andre Townsend

Ole Miss ended a 12-year drought with an appearance in the 1983 Independence Bowl. However, the Rebels return to the postseason wouldn't be a successful one as nationally-ranked Air Force used three field goals from Sean Pavlich to forge a 9-3 win on a rainy evening in Shreveport, La.

The Rebels held in check a powerful wishbone attack by the Falcons, one which averaged more than 400 yards per game during the

1983 season. Ole Miss used a gallant goal line stand midway through the fourth quarter to stay within striking range.

Pavlich gave Air Force a 6-0 lead with field goals of 44 and 39 yards. The Rebels got on the board just before halftime on a 39-yard field goal by Neil Teevan with four seconds remaining.

Pavlich's third field goal of the night, a 27-yarder with 7:59 left in the third quarter, marked the end of the scoring.

Air Force held a 348-244 advantage in total offense and had a 37:13 edge in time of possession.

Buford McGee rushed for 11 yards on 22 carries for the Rebels.

The 1983 Independence Bowl marked Ole Miss' first bowl appearance under head coach Billy Brewer.

OLE MISS	0	3	0	0	—	3
AIR FORCE	3	3	3	0	—	9

### SCORING

- AF — Pavlich 44 FG 7:37-1Q
- AF — Pavlich 39 FG 7:39-2Q
- OM — Teevan 39 FG 0:04-2Q
- AF — Pavlich 27 FG 7:59-3Q

ATTENDANCE — 41,274

### TEAM STATISTICS

	OM	AF
First Downs	11	18
Rushing (Net)	106	277
Passing (Net)	138	71
Total Offense	244	348
Passing C-A-I	11-27-2	6-7-0
Punts-Avg.	5-43.6	3-30.3
Fumbles-Lost	1-0	3-3
Penalties-Yards	4-40	4-19
Time of Possession	22:47	37:13

### INDIVIDUAL LEADERS

- Rushing**
- OM — McGee 22-111; Humphrey 6-15
- AF — Brown 12-91; Louthan 25-67; Kershner 15-58
- Passing**
- OM — Powell 11-27-2 138
- AF — Louthan 6-7-0 71
- Receiving**
- OM — Moffett 6-96; Holder 3-27
- AF — Kirby 3-49; Rose 2-28



## 1986 INDEPENDENCE BOWL

Ole Miss 20  
Texas Tech 17



Mark Young

Mark Young passed for an Ole Miss bowl record of 343 yards to lead the Rebels to the first bowl victory in 15 years with a 20-17 victory over Texas Tech in the 1986 Independence Bowl.

Young would break five school bowl records, all held by former standout Archie Manning, on his way to being named Offensive Player of the Game. Young completed 31-of-50 passes and had 314 yards of

total offense in 62 plays. All were new Rebel marks.

Ole Miss lead 17-7 at halftime as Bryan Owen hit a 21-yard field goal with one second left in the first half.

Texas Tech pulled to within 17-14 early in the third quarter when Merv Scurlak returned an interception 33 yards for a score. The Red Raiders then tied the game on Scott Segrist's 19-yard field goal with 14:52 left in the game.

Young and the Rebels would answer on the next possession with a 48-yard field goal by Owen with 12:16 remaining to break the 17-17 deadlock.

OLE MISS	7	10	0	3	—	20
TEXAS TECH	0	7	7	3	—	17

### SCORING

- OM — Goodloe 1 run (Owen PAT) 8:21-1Q
- OM — Mickles 9 run (Owen PAT) 14:57-2Q
- TT — Gray 1 run (Segrist PAT) 7:47-2Q
- OM — Owen 21 FG 0:01-2Q
- TT — Scurlak 33 interception (Segrist PAT) 11:15-3Q
- TT — Segrist 19 FG 14:52-4Q
- OM — Owen 48 FG 12:16-4Q

ATTENDANCE — 46,369

### TEAM STATISTICS

	OM	TTU
First downs	26	18
Rushing (Net)	60	175
Passing (Net)	343	181
Total Offense	403	356
Passing C-A-I	31-50-1	17-40-1
Punts-Avg.	6-45.5	8-41.5
Fumbles-Lost	1-1	2-0
Penalties-Yards	5-33	5-60
Time of Possession	32:09	27:51


### INDIVIDUAL LEADERS

- Rushing
  - OM — Mickles 19-53 (1 TD); Sykes 7-16
  - TT — Farris 17-99; Garnett 8-36
- Passing
  - OM — Young 31-50-1 343
  - TT — Tolliver 17-40-1 181
- Receiving
  - OM — Ambrose 8-102; Myers 4-69; Perry 5-47
  - TT — Price 9-74; Walker 3-71



## 1989 LIBERTY BOWL

Ole Miss 42  
Air Force 29



John Darnell

In a game billed to be an offensive shootout, Ole Miss outlasted Air Force 42-29 in the 31st annual Liberty Bowl in Memphis, Tenn.

Chucky Mullins, the defensive back who was paralyzed in an October 28, game with Vanderbilt, visited the Ole Miss locker room prior to the game in his first trip outside Baptist Memorial Hospital in Memphis since the injury.

The visit seemed to energize the Rebels as they raced to a 28-9 halftime lead.

Liberty Bowl MVP Randy Baldwin rushed for 177 yards on 14 carries with two touchdowns, and John Darnell passed for 261 yards and a score.

The two teams combined for 55 first downs and 1,046 yards of total offense. Ole Miss held a 30-25 advantage in first downs, and a 533-513 edge in total yards.

OLE MISS	14	14	7	7	—	42
AIR FORCE	9	0	6	14	—	29

### SCORING

- OM — Hines 32 pass from Darnell (Hogue PAT) 3:53-1Q
- AF — Wood 37 FG 11:16-1Q
- OM — Baldwin 23 run (Hogue PAT) 9:18-1Q
- AF — Dowis 2 run (pass failed) 3:19-1Q
- OM — Baldwin 21 run (Hogue PAT) 10:20-2Q
- OM — Coleman 58 punt return (Hogue kick) 1:21-2Q
- AF — Johnson 3 run (run failed) 12:50-3Q
- OM — Coleman 11 run (Hogue PAT) 0:26-3Q
- OM — Thigpen 8 pass from Shows (Hogue PAT) 10:44-4Q
- AF — Senn 35 pass from McDowell (pass failed) 9:02-4Q
- AF — Senn 21 pass from McDowell (Durham run) 2:34-4Q

ATTENDANCE — 60,128

### TEAM STATISTICS

	OM	AF
First Downs	30	25
Rushing (Net)	248	259
Passing (Net)	285	233
Total Offense	533	513
Passing C-A-I	21-37-0	14-24-2
Punts-Avg.	5-38.2	4-43.3
Fumbles-Lost	2-2	3-2
Penalties-Yards	7-45	2-12
Time of Possession	27:15	32:45

### INDIVIDUAL LEADERS

- Rushing
  - OM — Baldwin 14-177-2; Shows 4-14; Ashley 3-12
  - AF — Dowis 18-92-1; Johnson 10-48-1; Lewis 14-42
- Passing
  - OM — Darnell 19-33-0-261 (TD); Shows 2-4-0-24 (TD)
  - AF — Dowis 7-16-2-86; McDowell 7-8-0-147 (2 TD)
- Receiving
  - OM — Green 5-72; Hines 3-69-1; Gebbia 2-40
  - AF — Senn 7-150-2; Van Hulzen 5-57



## 1991 GATOR BOWL

Michigan 35  
Ole Miss 3



Brian Lee

Michigan rolled up 715 yards of total offense and broke open a 14-3 game with 21 third-quarter points to roll to a 35-3 win over Ole Miss in the 1991 Gator Bowl in Jacksonville, Fla.

The Wolverines entered the game 8-3, however, Michigan was a combined six points from being a perfect 11-0 and playing for the national championship in the Rose Bowl.

Michigan quarterback Elvis Grbac passed for 296 yards and four touchdowns, while wide receiver Desmon Howard caught six passes for 167 yards and two touchdowns.

Brian Lee accounted for Ole Miss' only points of the game, connecting for a 51-yard field goal to make it 7-3 with 8:00 left in the second quarter.

OLE MISS	0	3	0	0	—	3
MICHIGAN	7	7	21	0	—	35

### SCORING

- UM — Howard 63 pass from Grbac (Carlson PAT) 1:04-1Q
- OM — Lee 51 FG, 8:00-2Q
- UM — Bunch 7 pass from Grbac (Carlson PAT) 4:19-2Q
- UM — Howard 50 pass from Grbac (Carlson PAT) 10:53-3Q
- UM — Bunch 5 run (Carlson PAT) 3:39-3Q
- UM — Alexander 33 pass from Grbac (Carlson PAT) :31-4Q

ATTENDANCE — 68,927

### TEAM STATISTICS

	OM	UM
First Downs	20	35
Rushing (Net)	93	391
Passing (Net)	240	324
Total Offense	333	715
Passing C-A-I	18-32-4	20-32-2
Punts-Avg.	5-38.0	2-24.5
Fumbles-Lost	4-2	2-1
Penalties-Yards	4-49	6-69
Time of Possession	23:37	36:23

### INDIVIDUAL LEADERS

- Rushing
  - OM — Baldwin 8-54; Thigpen 6-32; Billings 2-6; Courtney 1-6
  - UM — Vaughn 15-128; Powers 14-112; Bunch 11-54-1; Legette 5-54
- Passing
  - OM — Shows 21-13-3 165; Luke 11-5-1 65
  - UM — Grbac 25-16-1 296 (4 TD); Sallom 7-4-1 28
- Receiving
  - OM — Brownlee 5-71; Roberts 4-67; Owens 3-42; Small 1-25
  - UM — Howard 6-167 (2 TD); Alexander 2-50 (TD); VanDyne 3-32; Bunch 2-22 (TD)





## 1992 LIBERTY BOWL

Ole Miss 13  
Air Force 0



Russ Shows

For the third time in 10 years, Ole Miss and Air Force faced each other in a bowl game. For the second time in four years, that match-up took place in the Liberty Bowl.

Behind the play of linebacker Cassius Ware, Ole Miss held Air Force to 185 yards of total offense to pitch a 13-0 shutout of the Falcons. The shutout marked the first time in 150 games that Air Force had been held scoreless.

Ware was credited with 10 tackles, including two sacks, to earn Liberty Bowl MVP honors.

Dou Innocent gave Ole Miss a 7-0 lead with a five-yard touchdown run in the first quarter. The Rebels would then receive field goals of 24 and 29 yards from Brian Lee.

Innocent finished with 65 yards on 17 carries and Cory Philpot added 55 yards rushing on 10 attempts.

Quarterback Russ Shows completed 9-of-19 passes for 163 yards.

OLE MISS	7	3	0	3	—	13
AIR FORCE	0	0	0	0	—	0

### SCORING

- OM — Innocent 5 run (Lee PAT) 2:42-1Q
- OM — Lee 24 FG 11:11-2Q
- OM — Lee 29 FG 9:56-4Q

ATTENDANCE — 32,107

### TEAM STATISTICS

	OM	AF
First Downs	13	14
Rushing (Net)	168	104
Passing (Net)	163	81
Total Offense	331	185
Passing C-A-I	9-19-0	10-17-2
Punts-Avg.	5-20.2	7-33.0
Fumbles-Lost	2-1	2-1
Penalties-Yards	7-57	6-53
Time of Possession	27:56	32:04

### INDIVIDUAL LEADERS

- Rushing  
 OM — Innocent 17-65 (TD); Philpot 10-55; Courtney 7-30  
 AF — Pastorello 49; Onuoha 27; Young 23
- Passing  
 OM — Shows 9-19-0 163  
 AF — Baker 5-8-0 26; Teigen 5-8-1 55; Young 0-1-1 0
- Receiving  
 OM — Courtney 4-63; Small 2-59; Kohn 2-42  
 AF — Wilkie 3-14; Hufford 2-18



## 1997 MOTOR CITY BOWL

Ole Miss 34  
Marshall 31



Deuce McAllister

Freshman running back Deuce McAllister's one-yard plunge with 31 seconds remaining lifted Ole Miss to a 34-31 win over Marshall in the inaugural Motor City Bowl, played at the Pontiac Silverdome.

The Motor City Bowl marked the Rebels' first postseason appearance after a four-year hiatus, and was Ole Miss' first under head coach Tommy Tuberville.

Senior quarterback Stewart Patridge garnered MVP honors, passing for 332 yards and three touchdowns. He completed 29-of-47 passes and was intercepted once.

The Thundering Herd, of the Mid-American Conference, featured Chad Pennington. Pennington was 23-of-45 passing for 337 yards and three touchdowns, and Randy Moss caught six passes for 173 yards and a score.

The two teams combined for 1,000 yards of total offense and the game featured six lead changes.

OLE MISS	7	0	14	13	—	34
MARSHALL	10	7	0	14	—	31

### SCORING

- OM — Avery 1 run (Lindsey kick) 14:36-1Q
- MU — Moss 80 pass from Pennington (Malashevich kick) 14:19-1Q
- MU — Malashevich 36 FG 0:22-1Q
- MU — Colclough 19 pass from Pennington (Malashevich kick) 9:04-2Q
- OM — Rone 13 pass from Patridge (Lindsey kick) 11:46-3Q
- OM — McAllister 20 pass from Patridge (Lindsey kick) 6:00-3Q
- MU — Chapman 6 pass from Pennington (Malashevich kick) 10:12-4Q
- OM — G. Heard 19 pass from Patridge (Lindsey kick) 5:39-4Q
- MU — Chapman 9 run (Malashevich kick) 2:57-4Q
- OM — McAllister 1 run (Lindsey kick) 0:31-4Q

ATTENDANCE — 43,340

### TEAM STATISTICS

	OM	MU
First Downs	29	23
Rushing (Net)	179	170
Passing (Net)	332	337
Total Offense	511	507
Passing C-A-I	29-48-1	23-45-0
Punts-Avg.	4-41.8	7-39.7
Fumbles-Lost	0-0	3-2
Penalties-Yards	7-71	10-93
Time of Possession	34:21	25:39

### INDIVIDUAL LEADERS

- Rushing  
 OM — Avery 27-110 (TD); McAllister 8-71 (TD)  
 MU — Chapman 19-153 (TD)
- Passing  
 OM — Patridge 29-47-1-332 (3 TD); King 0-1-1-0  
 MU — Pennington 23-45-0-337 (3 TD)
- Receiving  
 OM — Peterson 7-66; French 6-37  
 MU — Colclough 8-84 (TD); Moss 6-173 (TD)



## 1998 INDEPENDENCE BOWL

Ole Miss 35  
Texas Tech 18



Romaro Miller

Sophomore quarterback Romaro Miller returned from a broken collarbone suffered three weeks earlier to pass for 216 yards and three touchdowns to lead Ole Miss to a 35-18 win over Texas Tech in the 1998 Independence Bowl.

The game also marked the Rebel debut of head coach David Cutcliffe, who was hired less than a month before the game from his offensive coordinator position at Tennessee.

Miller completed 14-of-23 passes and was intercepted once. His three touchdown passes set a new Independence Bowl record, and he also garnered Offensive MVP honors.

Junior defensive tackle Kendrick Clancy anchored an Ole Miss defense that limited the Red Raiders to 285 yards of total offense. Clancy would earn the bowl's Defensive MVP honors.

Sophomore running back Deuce McAllister scored three touchdowns on the evening. He scored on a 32-yard pass from Miller in the second quarter to give the Rebels a 14-7 lead. He later scored on a four-yard run to make it 28-10 and capped the scoring by returning an onside kick 48 yards with 38 seconds remaining.

OLE MISS	7	7	0	21	—	35
TEXAS TECH	7	3	0	8	—	18

### SCORING

- TT — Dorris 22 pass from Peters (Birkholz kick) 5:47-1Q
- OM — Lucas 33 pass from Miller (McGee kick) 1:18-1Q
- OM — McAllister 32 pass from Miller (McGee kick) 6:04-2Q
- TT — Birkholz 49 FG 2:18-2Q
- OM — Peterson 26 pass from Miller (McGee kick) 8:22-4Q
- OM — McAllister 4 run (McGee kick) 3:28-4Q
- TT — McCullar 14 fumble return (Winn pass from Tittle) 0:44-4Q
- OM — McAllister 43 kickoff return (McGee kick) 0:38-4Q

ATTENDANCE — 46,862

### TEAM STATISTICS

	OM	TT
First Downs	19	18
Rushing (Net)	139	82
Passing (Net)	216	203
Total Offense	355	285
Passing C-A-I	23-14-1	30-16-2
Punts-Avg.	5-32.4	6-30.8
Fumbles-Lost	3-2	2-1
Penalties-Yards	7-86	5-55
Time of Possession	34:47	25:13


### INDIVIDUAL LEADERS

- Rushing  
 OM — McAllister 27-79 (TD), Stackhouse 9-37  
 TT — Williams 23-85, Peters 6-9
- Passing  
 OM — Miller 23-14-1-216 (3TD)  
 TT — Tittle 19-11-2-134; Peters 11-5-0-69 (TD)
- Receiving  
 OM — French 4-46, Peterson 3-54 (TD)  
 TT — Dorris 5-66 (TD), Hart 4-50



## 1999 INDEPENDENCE BOWL

Ole Miss 27  
Oklahoma 25



Les Binkley

Les Binkley's 39-yard field goal as time expired lifted Ole Miss to a 27-25 win over Oklahoma, New Year's Eve night in the 1999 Sanford Independence Bowl. The contest was the final college football game of the 20th century.

The Sooners had taken a 25-24 lead with 2:17 left in the fourth quarter when Josh Heupel found Quenton Griffin for a 17-yard touchdown pass.

Deuce McAllister would return the ensuing kickoff 42 yards to the Ole Miss 43. He then reeled off runs of eight and nine yards to move the Rebels into Sooner territory and helped set up Binkley's game-winning field goal.

McAllister finished with 239 all-purpose yards, including 121 yards rushing on 17 carries. He broke an 80-yard touchdown run in the second quarter to give the Rebels a 21-3 half-time lead.

OLE MISS	7	14	0	6	—	27
OKLAHOMA	3	0	15	7	—	25

### SCORING

- OM — McAllister 25 pass from Miller (Binkley kick) 9:09-1Q
- OU — Duncan 34 FG 5:22-1Q
- OM — Bettis 9 pass from Miller (Binkley kick) 8:13-2Q
- OM — McAllister 80 run (Binkley kick) 4:05-2Q
- OU — Jackson 3 pass from Heupel (Duncan kick) 11:26-3Q
- OU — Daniels 41 pass from Heupel (Hammons pass) 3:58-3Q
- OM — Binkley 29 FG 11:18-4Q
- OU — Griffin 17 pass from Heupel (Duncan kick) 2:17-4Q
- OM — Binkley 39 FG 0:00-4Q

ATTENDANCE — 49,873

### TEAM STATISTICS

	OM	OU
First Downs	19	27
Rushing (Net)	159	91
Passing (Net)	202	390
Total Offense	361	481
Passing C-A-I	29-18-2	54-39-1
Punts-Avg.	5-39.4	1-10.0
Fumbles-Lost	1-0	3-3
Penalties-Yards	3-13	4-35
Time of Possession	29:24	30:36


### INDIVIDUAL LEADERS

- Rushing
  - OM — McAllister 17-121 (TD), Gunn 5-27
  - OU — Griffin 12-86, Daniels 2-25
- Passing
  - OM — Miller 28-18-2-202 (2 TD)
  - OU — Heupel 53-39-1-390 (3 TD)
- Receiving
  - OM — Peterson 5-51, McAllister 3-55 (TD)
  - OU — Jackson 10-76 (TD), Griffin 8-65 (TD)



## 2000 MUSIC CITY BOWL

West Virginia 49  
Ole Miss 38



Eli Manning

Redshirt freshman quarterback Eli Manning came off the bench to throw three fourth-quarter touchdown passes, but it wasn't enough to overcome a 49-9 deficit as Ole Miss fell 49-38 to West Virginia in the 2000 Music City Bowl. The game was the final one for Mountaineer head coach Don Nehlen's 21-year career at the school.

Leading 35-9 at the half, Shawn Terry returned the second half kickoff 99 yards to extend the West Virginia lead to 42-9. The Mountaineers then made it 49-9 on a

10-yard pass from Brad Lewis to Khorri Ivy.

Romaro Miller scored on a seven-yard run with 7:52 left in the third quarter to make it 49-16 before Manning would take over the offense.

In the final 15 minutes, Manning threw touchdown passes of 23 yards to Jamie Armstrong, 18 yards to Omar Rayford and 16 yards to Toward Sanford.

Manning's three touchdown passes tied an Ole Miss bowl record. He finished 12-of-20 for 167 yards and was intercepted once.

OLE MISS	3	6	7	22	—	38
WEST VIRGINIA	7	28	14	0	—	49

### SCORING

- WV — Ours 40 pass from Lewis (Rauh kick) 9:27-1Q
- OM — Binkley 23 FG 1:51-1Q
- WV — Ivy 11 pass from Lewis (Rauh kick) 13:39-2Q
- OM — Binkley 47 FG 8:41-2Q
- WV — Brown 35 pass from Lewis (Rauh kick) 8:12-2Q
- OM — Binkley 26 FG 4:22-2Q
- WV — Brown 60 pass from Lewis (Rauh kick) 3:59-2Q
- WV — Ours 1 run (Rauh kick) 2:04-2Q
- WV — Terry 99 kickoff return (Rauh kick) 14:42-3Q
- WV — Ivy 10 pass from Lewis (Rauh kick) 9:59-3Q
- OM — Miller 7 run (Binkley kick) 7:52-3Q
- OM — Armstrong 23 pass from Manning (Binkley kick) 13:08-4Q
- OM — Rayford 18 pass from Manning (Binkley kick) 9:08-4Q
- OM — Sanford 16 pass from Manning (Taylor pass) 6:34-4Q

ATTENDANCE — 47,119

### TEAM STATISTICS

	OM	WV
First Downs	28	19
Rushing (Net)	96	114
Passing (Net)	388	318
Total Offense	484	432
Passing C-A-I	51-28-3	21-15-1
Punts-Avg.	3-29.3	2-39.0
Fumbles-Lost	1-0	0-0
Penalties-Yards	12-93	8-77
Time of Possession	35:16	24:44

### INDIVIDUAL LEADERS

- Rushing
  - OM — Gunn 8-34, Miller 7-32 (TD)
  - WV — Cobourne 27-125, Ours 3-5 (TD)
- Passing
  - OM — Miller 31-16-2-221, Manning 20-12-1-167 (3 TD)
  - WV — Lewis 21-15-1-318 (5 TD)
- Receiving
  - OM — Collins 5-65, Heard 4-46, Armstrong 3-59 (TD)
  - WV — Brown 6-156 (2 TD), Ivy 6-99 (2 TD)



## 2002 INDEPENDENCE BOWL

Ole Miss 27  
Nebraska 23



Jesse Mitchell

Jonathan Nichols' 43-yard field goal with 4:36 remaining in the game helped Ole Miss post a 27-23 win over Nebraska in the 2002 Independence Bowl.

Junior quarterback Eli Manning completed 25-of-44 passes for 313 yards and a touchdown to earn Most Valuable Offensive Player honors.

The Cornhuskers took a 17-7 lead with 2:43 left in the first half when Deluan Groce returned a punt 60 yards for a score.

Manning would engineer a nine-play, 88-yard drive in 1:11, capped by a one-yard run by Toward Sanford to pull the Rebels to within 17-14 at halftime.

Nichols tied the game in the third quarter with a 37-yard field goal and Nebraska answered with a 23-yard field goal by Josh Brown to take a 20-17 lead with 7:06 left in the quarter.

Sanford's second one-yard touchdown run of the day with 3:24 left in the third quarter put Ole Miss on top for good at 24-20.

NEBRASKA	3	14	3	3	—	23
OLE MISS	0	14	10	3	—	27

### SCORING

- NU — Brown 29 FG 6:53-1Q
- NU — Herian 41 pass from Lord (Brown kick) 13:38-2Q
- OM — K. Johnson 11 pass from Manning (Nichols kick) 7:47-2Q
- NU — Groce 60 punt return (Brown kick) 2:43-2Q
- OM — Sanford 1 run (Nichols kick) 1:32-2Q
- OM — Nichols 37 FG 9:02-3Q
- NU — Brown 23 FG 7:06-3Q
- OM — Sanford 1 run 3:24-3Q
- NU — Brown 29 FG 7:50-4Q
- OM — Nichols 43 FG 4:38-4Q

ATTENDANCE — 46,096

### TEAM STATISTICS

	NU	OM
First Downs	17	20
Rushing (Net)	266	52
Passing (Net)	93	313
Total Offense	359	365
Passing C-A-I	17-7-2	44-25-0
Punts-Avg.	6-43.8	8-43.8
Fumbles-Lost	0-0	1-0
Penalties-Yards	6-70	6-41
Time of Possession	29:29	30:31


### INDIVIDUAL LEADERS

- Rushing
  - NU — Diedrick 13-92, Lord 17-83
  - OM — McClendon 12-36, Turner 7-30
- Passing
  - NU — Lord 16-7-2-93 (TD)
  - OM — Manning 44-25-0-313 (TD)
- Receiving
  - NU — Thomas 3-34, Herian 1-41 (TD)
  - OM — Flowers 6-76, Collins 6-58, Biddle 4-62



## 2004 COTTON BOWL

Ole Miss 31  
Oklahoma State 28



Eli Manning

After a 42-year hiatus, the Rebels made a triumphant return to Dallas as 16th-ranked Ole Miss claimed a 31-28 win over 21st-ranked Oklahoma State in the 2004 playing of the SBC Cotton Bowl.

Eli Manning led the charge for the Rebels as the senior quarterback and Heisman finalist passed for 259 yards and three touchdowns on his way to Offensive MVP

honors as he rallied the Rebels from a 14-7 deficit in the second quarter.

Manning finished the day 22-of-31 with one interception and two touchdown passes.

With the victory, the Rebels celebrated their first Cotton Bowl appearance since 1962 with a win over a nationally ranked program from the Big 12 and capped off the first 10-win season for the program since 1971 and improved the Rebels to a 2-1 record in the Cotton Bowl.

OKLAHOMA STATE	7	7	0	14	—	28
OLE MISS	7	10	7	7	—	31

### SCORING

- OM — Turner 16 pass from Manning (Nichols kick) 4:55 - 1Q
- OS — Morency 4 run (Phillips kick) 1:17 - 1Q
- OS — Bell 3 run (Phillips kick) 11:30 - 2Q
- OM — Espy 25 pass from Manning 8:14 - 2Q
- OM — Nichols 33 FG :15 - 2Q
- OM — Turner 2 run 7:35 - 3Q
- OM — Manning 1 run (Nichols kick) 12:50 - 4Q
- OS — Morency 1 run (Phillips kick) 8:50 - 4Q
- OS — Woods 17 pass from Fields (Phillips kick) 4:38 - 4Q

ATTENDANCE — 73,928

### TEAM STATISTICS

	OS	OM
First Downs	22	24
Rushing (Net)	110	190
Passing (Net)	307	259
Total Offense	417	449
Passing C-A-I	33-21-0	31-22-1
Punts-Avg.	3-37.7	3-38.0
Fumbles-Lost	0-0	0-0
Penalties-Yards	6-49	2-20
Time of Possession	28:31	31:29

### INDIVIDUAL LEADERS

- Rushing
  - OS — Morency 15-59, Bell 14-46
  - OM — Turner 20-133, Pearson 12-42
- Passing
  - OS — Fields 33-21-0-307 (TD)
  - OM — Manning 31-22-1-259 (2TD)
- Receiving
  - OS — R. Woods 11-223 (TD), D. Woods 4-51
  - OM — Collins 8-75, Johnson 3-53, Espy 2-47 (TD)



## 2009 COTTON BOWL

Ole Miss 47  
Texas Tech 34



Jevan Snead

Behind Jevan Snead's passing, Dexter McCluster's squirming runs and some big returns by Marshay Green, No. 20 Ole Miss overcame an early deficit and beat No. 8 Texas Tech 47-34 Friday in the final Cotton Bowl played in the stadium of the same name.

The Red Raiders (11-2) converted a pair of early turnovers into a 14-0 lead, but Snead led the Rebels to touchdowns on their next

three drives, followed by a go-ahead field goal shortly before halftime. Once Green returned an interception 65 yards for a touchdown early in the third quarter, Ole Miss (9-4) was well on its way to capping coach Houston Nutt's first season in grand style.

This was Ole Miss' sixth straight win, matching its longest streak since 2003, when Eli Manning was a senior. That also was the last time the Rebels had been to a bowl.

OLE MISS	7	17	14	9	—	47
TEXAS TECH	14	7	0	13	—	34

### SCORING

- TT — Britton 45 pass from Harrell (Williams kick) 6:31 - 1Q
- TT — McBath 45 interception return (Williams kick) 5:22 - 1Q
- OM — Harris 8 pass from Snead (Shene kick) 1:49 - 1Q
- OM — Wallace 41 pass from Snead (Shene kick) 11:57 - 2Q
- TT — Crabtree 2 pass from Harrell (Williams kick) 7:44 - 2Q
- OM — Harris 21 pass from Snead (Shene kick) 4:09 - 2Q
- OM — Shene 27 FG 1:08 - 2Q
- OM — Green 65 interception return (Shene kick) 12:12 - 3Q
- OM — Bolden 17 run (Shene kick) 6:55 - 3Q
- TT — Britton 12 pass from Harrell (Williams kick) 12:13 - 4Q
- OM — Trahan safety 10:02 - 4Q
- OM — McCluster 4 run (Shene kick) 4:34 - 4Q
- TT — Morris 17 pass from Harrell (Harrell kick failed) 1:37 - 4Q

ATTENDANCE — 88,175

### TEAM STATISTICS

	OM	TT
First Downs	26	24
Rushing (Net)	223	105
Passing (Net)	292	364
Total Offense	515	469
Passing C-A-I	18-29-1	36-58-1
Punts-Avg.	2-37.5	4-41.0
Fumbles-Lost	2-2	1-0
Penalties-Yards	2-15	8-62
Time of Possession	35:14	24:46

### INDIVIDUAL LEADERS

- Rushing
  - OM — Bolden 11-101 (TD), McCluster 14-99 (TD)
  - TT — Woods 6-47, Harrell 6-43
- Passing
  - OM — Snead 29-18-1-292 (3 TD)
  - TT — Harrell 58-36-2-364 (4 TD)
- Receiving
  - OM — McCluster 6-83, Wallace 4-80 (TD)
  - TT — Morris 10-89 (TD), Britton 5-87 (2 TD)



## 2010 COTTON BOWL

Ole Miss 21  
Oklahoma State 7



Dexter McCluster

Dexter McCluster gave Ole Miss fans a finale to remember, rushing for 184 yards and two touchdowns, including the go-ahead 2-yard run on a direct snap with 4:03 left as the Rebels beat No. 18 Oklahoma State 21-7 in the Cotton Bowl on Saturday.

McCluster also had an 86-yard TD run in the second quarter after the senior had already become the first Southeastern Conference

player with 1,000 yards rushing and 500 yards receiving in the same season.

Ole Miss (9-4) had five turnovers in the game, but Oklahoma State had six in the fourth quarter, and seven overall.

McCluster was the obvious standout, the game's offensive MVP for the second year in a row. He had 34 carries along with five catches for 45 yards. He leaves Ole Miss with 3,923 career all-purpose yards, second in school history behind Deuce McAllister's 4,889.

After becoming only Ole Miss' fourth 1,000-yard rusher on his third carry of the game, McCluster surpassed 500 yards receiving on the final play of the first quarter. Yet, his best was still to come.

McCluster's 86-yard TD run in the second quarter came on a handoff from freshman quarterback Nathan Stanley. McCluster went to the right and through a gap, running untouched for the second-longest run in the 74-year history of the Cotton Bowl.

OKLAHOMA STATE	0	0	7	0	—	7
OLE MISS	0	7	0	14	—	21

### SCORING

- OM — McCluster 86 run (Shene kick) 11:19 - 2Q
- OS — Youman 1 pass from Toston (Bailey kick) 7:13 - 2Q
- OM — McCluster 2 run (Shene kick) 4:03 - 4Q
- OM — Trahan 34 fumble recovery (Shene kick) 3:12 - 4Q

ATTENDANCE — 77,928

### TEAM STATISTICS

	OS	OM
First Downs	9	20
Rushing (Net)	140	193
Passing (Net)	119	230
Total Offense	259	364
Passing C-A-I	14-34-4	15-30-4
Punts-Avg.	8-50.2	5-47.0
Fumbles-Lost	5-3	2-1
Penalties-Yards	6-62	10-82
Time of Possession	25:23	34:37

### INDIVIDUAL LEADERS

- Rushing
  - OM — D. McCluster, 34-184
  - OS — K. Hunter, 9-94
- Passing
  - OM — J. Snead, 23-13-3-168
  - OS — Z. Robinson, 31-13-4-118
- Receiving
  - OM — S. Hodge, 7-112
  - OS — J. Blackmon, 4-45





## 2013 BBVA COMPASS BOWL

Ole Miss 38  
Pittsburgh 17



Bo Wallace

Six weeks after closing out its regular season by defeating No. 24 Mississippi State to bring home the Egg Bowl trophy for the first time since 2008, Ole Miss (7-6) took down Pitt in the BBVA Compass Bowl in Birmingham, Ala., 38-17. It was Ole Miss' first bowl appearance since topping Oklahoma State 21-7 in the 2010 AT&T Cotton Bowl. The 38 points scored by Ole Miss is a BBVA Compass Bowl record.

Ole Miss sophomore quarterback Bo Wallace, the BBVA Compass Bowl MVP, finished the game 22-32 passing for 151 yards with three touchdowns and two interceptions. The Rebels spread the ball around through the air with three receivers catching five or more passes. Freshman running back I'Tavius Mathers led Ole Miss on the ground with six carries for 96 yards, including a 62-yard touchdown run in the fourth quarter, the longest in BBVA Compass Bowl history.

On the defensive side of the ball, junior middle linebacker Mike Marry led Ole Miss with seven tackles, four tackles for loss and a forced fumble.

The Rebels closed out the first half with a 31-yard field goal from Bryon Rose that gave the Rebels a 24-10 lead going into the break. Ole Miss' 24 first-half points tied the BBVA Compass Bowl record for most points scored in a half.

PITTSBURGH	0	10	0	7	—	17
OLE MISS	14	10	7	7	—	38

### SCORING

- OM — Logan 14 pass from Wallace (Rose kick) 10:16 - 1Q
- OM — Mackey 27 pass from Wallace (Rose kick) 5:22 - 1Q
- PITT — Street 10 pass from Sunseri (Harper kick) 7:13 - 2Q
- OM — Sanders 18 pass from Wallace (Rose kick) 6:02 - 2Q
- PITT — Harper 47 FG 1:56 - 2Q
- OM — Rose 31 FG 0:00 - 2Q
- OM — Brunetti 1 run (Rose kick) 0:21 - 3Q
- OM — Mathers 62 run (Rose kick) 8:48 - 4Q
- PITT — Shanahan 16 pass from Sunseri (Harper kick) 2:23 - 4Q

ATTENDANCE — 59,135

### TEAM STATISTICS

	PITT	OM
First Downs	17	23
Rushing (Net)	81	224
Passing (Net)	185	163
Total Offense	266	387
Passing C-A-I	16-32-1	24-37-2
Punts-Avg.	6-48,3	3-39,7
Fumbles-Lost	1-1	3-0
Penalties-Yards	3-26	8-66
Time of Possession	28:36	31:24

### INDIVIDUAL LEADERS

- Rushing**
- OM — I. Mathers, 6-96
- PITT — R. Shell, 25-91
- Passing**
- OM — B. Wallace, 37-24-2-151 (3TD)
- PITT — T. Sunseri, 32-16-1-185 (2TD)
- Receiving**
- OM — J. Logan, 6-36 (TD), V. Sanders, 5-39 (TD)
- PITT — D. Street, 7-83 (TD)



## 2013 MUSIC CITY BOWL

Ole Miss 25  
Georgia Tech 17



Bo Wallace

Ole Miss junior quarterback Bo Wallace threw one touchdown and ran for two more, and the Rebels' defense held the Georgia Tech triple-option attack in check en route to a 25-17 victory at LP Field in the 2013 Franklin American Mortgage Music City Bowl.

The Rebels' victory was their sixth straight bowl victory, which is currently the longest in the country. Auburn and Florida State, which play each other in the national championship game Jan. 6, each have bowl winning streaks of five games.

"I have been careful to say that one game doesn't really define where a program is, particularly in the early stages," head coach Hugh Freeze said. "I still believe that, but I also said that there is no question that winning a bowl game is very advantageous heading into recruiting and the offseason and for the confidence of our young men."

"Ole Miss is tied for the nation's longest bowl win streak right now, and I didn't want to screw that up today. To win two bowl games in our first two years with what we inherited says that we're headed in the right direction for sure. It's a very positive step."

Wallace, who was named the game's MVP, finished the game 22-32 for 256 yards, as well as a career-high 86 yards rushing on 13 carries. The Pulaski, Tenn., native's 342 total yards Monday pushed his season total to 3,701, topping Eli Manning's school record of 3,572 yards set in 2003.

"I have said that there's no way we would be sitting here with 15 wins, including two bowl victories, in two years had Bo not been here with us," Freeze said. "I knew from watching him prepare that the way we ended the season didn't set well with him, nor did it for me. I liked the way he prepared and I'm proud that he was able to have the game he had today."

Junior Donte Moncrief led the Ole Miss receiving corps with 113 catches for 113 yards and a touchdown.

Defensively, junior linebacker Serderius Bryant and sophomore defensive tackle Issac Gross each had eight tackles, while freshman Tony Conner and senior defensive end D.T. Shackelford had seven tackles. Bryant led the Rebels with a team-high six solo tackles, and Gross recorded a team-high three tackles for loss.

OLE MISS	7	6	10	2	—	25
GEORGIA TECH	7	0	0	10	—	17

### SCORING

- OM — Wallace 17 run (Ritter kick) 4:45 - 1Q
- GT — Godhigh 8 run (Butker kick) 5:44 - 1Q
- OM — Moncrief 28 pass from Wallace (Blocked) 1:19 - 2Q
- OM — Wallace 10 run (Ritter kick) 1:29 - 3Q
- OM — Ritter 29 FG 3:02 - 3Q
- GT — Butker 38 FG 3:12 - 4Q
- GT — Waller 72 pass from Lee (Butker kick) 0:11 - 4Q
- OM — Team safety - 4Q

ATTENDANCE — 52,125

### TEAM STATISTICS

	OM	GT
First Downs	28	18
Rushing (Net)	221	151
Passing (Net)	256	147
Total Offense	477	298
Passing C-A-I	23-36-1	5-17-1
Punts-Avg.	5-42.4	6-38.5
Fumbles-Lost	3-0	2-1
Penalties-Yards	3-15	5-40
Time of Possession	32:50	27:10

### INDIVIDUAL LEADERS

- Rushing**
- OM — B. Wallace, 13-86 (2 TD)
- GT — R. Godhigh, 10-50 (TD)
- Passing**
- OM — B. Wallace, 22-32-1-256 (TD)
- GT — V. Lee, 5-17-1-147 (TD)
- Receiving**
- OM — D. Moncrief, 6-113 (TD)
- GT — D. Waller, 2-79 (TD)



Ole Miss picked up its second consecutive bowl victory under head coach Hugh Freeze with a 25-17 win over Georgia Tech in the 2013 Music City Bowl held in Nashville, Tennessee.