



Jessica Summers, Softball Media Relations Director
 180 W. Brooks Suite 2525, Norman, OK 73019
 O: (405) 325-8372 | C: (405) 213-6735 | F: (405) 325-7623
 jlsummers@ou.edu | www.SoonerSports.com

2008 SCHEDULE

DATE	OPPONENT	TIME (CST)	SCORE
UCLA/CSF FREEWAY SERIES - LOS ANGELES AND FULLERTON, CALIF.			
2.8	#10 UCLA	2:30 p.m.	L, 6-1
2.8	UCSB	7:30 p.m.	W, 12-1 (5)
2.9	Nevada	12 p.m.	W, 1-0
2.9	#21 Cal State Fullerton	5 p.m.	L, 10-2 (5)
2.10	#10 UCLA	11:30 a.m.	W, 7-0

2.12 ST. GREGORY'S 3:30 P.M. W, 10-0 (5)

DATE	OPPONENT	TIME (CST)	SCORE
LOUISVILLE SLUGGER DESERT CLASSIC - LAS VEGAS, NEV.			
2.15	BYU	2 p.m.	W, 8-5
2.15	Cal State Northridge	7:30 p.m.	W, 5-1
2.16	South Carolina	11 a.m.	W, 2-1
2.16	Illinois	1:15 p.m.	W, 3-1
2.17	Cal Poly	1:15 p.m.	W, 3-2

DATE	OPPONENT	TIME (CST)	SCORE
PALM SPRINGS CLASSIC - PALM SPRINGS, CALIF.			
2.22	#12 Stanford	2:30 p.m.	L, 3-2
2.22	Pacific	7:30 p.m.	W, 14-5 (6)
2.23	Oregon	12:30 p.m.	L, 1-0
2.23	#25 San Diego State	5 p.m.	W, 1-0
2.24	#18 Georgia	11 a.m.	W, 3-0

2.27 TULSA 4 PM W, 8-0 (6)

DATE	OPPONENT	TIME (CST)	SCORE
OU RESIDENCE INN INVITATIONAL - NORMAN, OKLA.			
3.1	NORTH TEXAS	2:30 P.M.	W, 9-0 (5)
3.1	MEMPHIS	4:45 P.M.	W, 17-0 (5)
3.2	MEMPHIS	1:15 P.M.	W, 10-0 (5)
3.2	NORTH TEXAS	3:30 P.M.	W, 8-0 (6)

3.5 at Tulsa 6 p.m. L, 5-3

DATE	OPPONENT	TIME (CST)	SCORE
OU WORTH TOURNAMENT - NORMAN, OKLA.			
3.8	MCNEESE	2:30 P.M.	W, 9-1 (5)
3.8	DRAKE	4:45 P.M.	W, 8-0
3.9	DRAKE	1:15 P.M.	W, 8-0 (5)
3.9	MCNEESE	3:30 P.M.	W, 9-0 (5)

3.13 at #18 Fresno State 7 p.m. L, 1-0

DATE	OPPONENT	TIME (CST)	SCORE
CAPITAL CLASSIC - SACRAMENTO, CALIF.			
3.14	Cal Poly	12 p.m.	W, 5-4 (8)
3.14	Colorado State	5 p.m.	W, 13-4 (6)
3.15	Sacramento State	12 p.m.	W, 2-0
3.15	California	2:30 p.m.	L, 2-0
3.16	Princeton	11 a.m.	W, 4-3

DATE	OPPONENT	TIME (CST)	SCORE
3.18	MISSOURI STATE	5 P.M.	L, 3-2
3.21	KANSAS	7 P.M.	W, 3-2
3.22	KANSAS	1 P.M.	W, 8-0 (6)
3.25	USA Olympic Team - Oklahoma City	6:30 p.m.	L, 2-0
3.26	CENTRAL ARKANSAS	6 P.M.	W, 23-1 (5)
3.29	at Nebraska	2 p.m.	W, 6-0
3.30	at Nebraska	12 p.m.	W, 11-1
4.5	MISSOURI	12 P.M.	W, 8-0
4.6	MISSOURI	12 P.M.	W, 4-3
4.7	at Arkansas	4 p.m.	L, 3-2
4.8	at Arkansas	6 p.m.	W, 3-2 (8)
4.10	TEXAS TECH	5 P.M.	W, 3-2 (10)
4.10	TEXAS TECH	7 P.M.	W, 8-3
4.12	at #5 Texas A&M	2 p.m.	L, 4-2
4.13	at #5 Texas A&M	12 p.m.	L, 1-0
4.19	at Iowa State	2 p.m.	W, 5-3
4.20	at Iowa State	11 a.m.	W, 9-1
4.22	at Oklahoma State	6:30 p.m.	W, 3-1
4.23	OKLAHOMA STATE	7 P.M.	W, 6-1
4.26	TEXAS	2 P.M.	W, 8-0 (6)
4.27	TEXAS	12 P.M.	W, 8-0 (5)
4.30	at Baylor	5 p.m.	W, 4-0
4.30	at Baylor	7 p.m.	W, 9-4 (12)

BIG 12 CHAMPIONSHIP - OKLAHOMA CITY
 5.10 vs. Nebraska 11 a.m. L, 6-5

DATE	OPPONENT	TIME (CST)	SCORE
NCAA REGIONALS - NORMAN, OKLA.			
5.16	OREGON	7:30 p.m.	
5.17	TBA		
5.18	TBA		

5.23-25 NCAA SUPER REGIONALS
5/28-6/4 WOMEN'S COLLEGE WORLD SERIES - OKLAHOMA CITY

Notes: All starting times are Central | ALL CAPS - Home games | (DH) = doubleheader



2008 SOFTBALL CHAMPIONSHIP

NCAA REGIONALS - MAY 16-18
OU VS. OREGON @ 7:30 P.M. FRIDAY
NORMAN, OKLA.

LEADING OFF

The Oklahoma softball team (43-12) will be making its 15th straight appearance in the NCAA Tournament this Friday as the Sooners were chosen as a No. 10 overall seed and will host a regional in Norman. Arkansas, Tulsa and Oregon will join Oklahoma in the four-team field at the OU Softball Complex this weekend.

The regional (May 16-18) is double-elimination and runs through Sunday at the OU Softball Complex. The winner of the Norman Regional will match up with the winner of the Hempstead Regional between No. 7 Arizona, Hofstra, Long Island and Canisius in the Super Regionals (May 23-25).

For the second straight year Oklahoma was selected as one of the top 16 seeds in the country. The NCAA began the new format of seeding 16 different teams and placing them at a different regional three years ago.

The Sooners are one of two Big 12 teams that were seeded nationally as Texas A&M was selected as a No. 5 national seed. Within the Norman Regional, Oklahoma is the top seed followed by Arkansas, Tulsa and Oregon rounding out the field as the fourth overall seed.

Oklahoma is slated to play Oregon in opening round action on at 7:30 p.m. (CST) on Friday, May 16. Arkansas will take on Tulsa in its opening game of the tournament at 5 p.m. (CST) on Friday.

The Division I championship provides for a field of 64 teams. The championship will be extended to three weekends of competition. Four teams will participate at each of 16 regional sites in a double-elimination tournament. Sixteen teams were seeded and placed at one of the regional sites.

The regional winners will advance to super regional competition for a best-of-three series May 23-25 at eight campus sites.

OU IN NCAA REGIONALS

Year	Record	Site
1994	2-2	Stillwater, Okla.
1995	3-2	Stillwater, Okla.
1996	2-2	Iowa City, Iowa
1997	1-2	Norman, Okla.
1998	2-2	Amherst, Mass.
1999	1-2	Baton Rouge, La.
2000	4-0!#*	Norman, Okla.
2001	4-0#*	Norman, Okla.
2002	4-0#*	Norman, Okla.
2003	4-0#*	Gainesville, Fla.
2004	4-1#*	Tucson, Ariz.
2005	3-0*	Norman, Okla.
2006	2-2	Ann Arbor, Mich.
2007	3-0*	Amherst, Mass.

*Regional Champions
 # WCWS Participant
 ! National Champions

The remaining eight teams will advance to the WCWS, an eight-team, double-elimination tournament. The championship final will a best-of-three-series. The WCWS will be conducted May 28-June 4 at the ASA Hall of Fame Stadium in Oklahoma City.

CHAMPIONSHIP SCHEDULE

Below is the schedule for the Norman Regional

Friday, May 16
 Game 1: #2 Arkansas vs. #3 Tulsa 5 p.m.
 Game 2: #1 Oklahoma vs. #4 Oregon 7:30 p.m.

Saturday, May 17
 Game 3: Winner Game 1 vs. Winner Game 2 1 p.m.
 Game 4: Loser Game 1 vs. Loser Game 2 3:30 p.m.
 Game 5: Loser Game 3 vs. Winner Game 4 6 p.m.

Sunday, May 18
 Game 6: Winner Game 3 vs. Winner Game 5 1 p.m.
 Game 7: Same teams (if necessary) 3:30 p.m.

NORMAN REGIONAL
NORMAN, OKLA.

OKLAHOMA SOONERS
 No. 10 National Seed | 43-12



ARKANSAS LADY BACKS
 NR | 36-27



TULSA GOLDEN HURRICANE
 NR | 34-23



OREGON DUCKS
 NR | 33-27



USA Today/NFCA Poll (5/13)

Team	2008 Record	Pts.	Last
1. Florida (27)	62-2	699	1
2. Arizona State (1)	56-5	660	2
3. Alabama	51-6	639	T-3
4. Texas A&M*	49-7	609	5
5. UCLA*	45-7	605	T-3
6. Michigan	48-6	547	6
7. OKLAHOMA	43-12	489	7
8. Stanford*	46-12	473	8
9. Arizona	36-16	465	11
10. Houston	50-9	458	9
11. Northwestern	37-13	443	12
12. Fresno State*	51-11	362	10
13. North Carolina	50-10-1	349	13
14. Tennessee	47-14	322	14
15. LSU	42-16	306	15
16. Louisiana-Lafayette	46-12	277	16
17. Virginia Tech	43-15	276	18
18. Long Beach State	39-15	202	19
19. DePaul	48-16	197	20
20. Nevada*	42-16	186	17
21. San Diego State*	43-15	162	21
22. UMass	35-31	108	22
23. Georgia*	43-22	62	25
24. California*	40-24	43	23
25. Mississippi State	40-20	32	NR

ESPN.com/USA Softball Poll (5/13)

Team	2008 Record	Pts.	Last
1. Florida (20)	62-2	500	1
2. Arizona State	56-5	471	2
3. UCLA*	45-7	451	3
4. Alabama	51-6	445	4
5. Texas A&M*	49-7	425	6
6. Michigan	48-6	388	5
7. Arizona	36-16	364	9
8. OKLAHOMA	43-11	353	7
9. Stanford*	46-12	346	8
10. Northwestern	37-13	312	12
11. Houston	50-9	305	11
12. Fresno State*	51-11	267	10
13. Tennessee	47-14	231	14
14. LSU	42-16	224	15
15. North Carolina	50-10-1	217	13
16. Virginia Tech	44-15	193	17
17. ULL	46-12	185	18
18. Long Beach St.	39-15	181	16
19. San Diego St.*	43-15	147	19
20. UMass	39-11	119	21
21. DePaul	48-16	90	23
22. Nevada*	42-16	82	20
23. Hawaii	34-18	46	22
24. Washington	28-23-1	33	24
25. California*	40-21	30	25

NOTES: * Indicates OU opponents | First place votes in ()

Week-by-Week Ranking

Date	NFCA	ESPN	Record
Preseason	5	5	0-0
Feb. 12	9	9	3-2
Feb. 19	8	6	9-2
Feb. 26	10	9	12-4
March 4	11	9	17-4
March 11	11	8	21-5
March 18	13	11	25-7
March 25	12	13	27-8
April 1	11	12	30-8
April 8	7	9	33-9
April 15	8	11	35-11
April 22	8	9	37-11
April 29	7	7	41-11
May 6	7	7	43-11
May 13	7	8	43-12

MEDIA INFORMATION

All games of the Norman Regional will be webcasted both on audio and on video at SoonerSports.com. Live stats will also be available there as well. OU's games can be heard via radio in Oklahoma. In addition, all OU softball games will be on KOKC with Brian Brinkley and Norrelle Dickson calling the action.

REGIONAL NOTEBOOK

*The Sooners are making their 15th straight regional appearance and 14th under head coach Patty Gasso.

*OU is hosting a regional in Norman for the sixth time in school history

*Oklahoma has never lost a game when hosting a regional at the OU Softball Complex, but it did lose in the Norman Regional at Reaves Park in 1997.

*The Sooners are 15-0 in regional action at OU Softball Complex.

*Oklahoma has won seven of the last eight regional championships

*In 15 regional games at the OU Softball Complex, the Sooners have outscored the opponents 91-18

*The last time OU played Oregon at the OU Softball Complex was in the regional championship in 2005 as the Sooners topped the Ducks, 2-1, before advancing to a Super Regional in Tucson against Arizona.

OU OFFENSIVE OUTBURSTS

At least 10 hits	_____	12 times
At least 10 runs	_____	8 times
Held Scoreless	_____	3 times
Individual 3 RBI game	_____	24 times
Individual 4 RBI game	_____	9 times
Individual 5 RBI game	_____	4 times
Individual 3 hit game	_____	20 times
Individual 4 hit game	_____	2 times
Run rule wins	_____	15 times
Record OU scores 3-5	_____	13-2
Record OU scores 6-9	_____	18-0
Record OU scores 10+	_____	8-0

OU'S HISTORY IN THE NORMAN REGIONAL

1997 - Reaves Park
 5/16 Oklahoma St. 2, OU 0
 5/17 Oklahoma 7, SW Missouri St. 2
 5/18 Oklahoma St. 5, OU 3

2000 -OU Softball Complex
 5/18 Oklahoma 11, Harvard 0
 5/19 Oklahoma 2, CS Northridge 1
 5/20 Oklahoma 5, Oregon St. 3
 5/21 Oklahoma 3, Oregon St. 2

2001 -OU Softball Complex
 5/17 Oklahoma 9, Lehigh 2
 5/18 Oklahoma 13, North Carolina 0
 5/19 Oklahoma 3, Washington 2
 5/20 Oklahoma 10, Washington 2

2002 - OU Softball Complex
 5/16 Oklahoma 6, Utah 0
 5/17 Oklahoma 7, Texas A&M 0
 5/18 Oklahoma 4, Texas 1
 5/19 Oklahoma 8, Texas A&M 1

2005 - OU Softball Complex (First Year of Super Regionals)
 5/20 Oklahoma 2, Wichita St. 0
 5/21 Oklahoma 6, Louisiana Lafayette 3
 5/22 Oklahoma 2, Oregon 1

2008 NUMERICAL ROSTER

NO.	NAME	PRONUNCIATION	POS.	B/T	HT.	CL	HOMETOWN (PREVIOUS SCHOOL)
1	Haley Anderson		UTL	R/R	5-7	Fr.	Edmond, Okla. (Edmond Santa Fe HS)
2	Jadyn Smith	JAY-din	RHP	R/R	5-8	Sr.	Newcastle, Okla. (Newcastle HS)
3	Chana'e Jones	sha-NAY	OF	L/R	5-6	Fr.	San Jose, Calif. (Valley Christian HS)
4	Amber Flores	FLOOR-ez	OF	R/R	5-4	So.	Calexico, Calif. (Southwest HS)
5	Lauren Eckermann		RHP	R/R	5-9	Sr.	Brenham, Texas (Temple Junior College)
7	Katelyn Rouppet	Roo-PAY	INF	R/R	5-5	Fr.	Stockton, Calif. (A.A. Stagg HS)
8	Lindsey Vandever	VAN-duh-ver	C	R/R	5-6	So.	Davenport, Okla. (Davenport HS)
9	Krystle Huey		OF	L/R	5-1	Fr.	Garland, Texas (Garland HS)
10	Samantha Ricketts		1B	L/L	5-9	Jr.	San Jose, Calif. (Archbishop Mitty HS)
11	D.J. Mathis		LHP	L/L	5-6	Jr.	East Alton, Ill. (Roxana HS)
12	Savannah Long		INF	R/R	5-8	Sr.	Midwest City, Okla. (Midwest City HS)
18	Iver McDonald	EYE-vur	OF	L/R	5-3	So.	Houston, Texas (J. Frank Dobie HS)
21	Dani Dobbs	DAN-ee	INF	R/R	5-4	Fr.	Moore, Okla. (Moore HS)
23	Susan Ogden		UTL	R/R	5-8	Sr.	Sherman, Texas (Sherman HS)
24	Jeannie Douglas		UTL	L/R	5-4	Jr.	Chandler, Okla. (Chandler HS)
30	Wendy Trott		UTL	L/L	5-11	Fr.	Fountain Valley, Calif. (Fountain Valley HS)
43	Traci Dickenson		INF	R/R	5-4	Jr.	Placentia, Calif. (El Dorado HS)
44	Jessica Legendre	la-JOHN-dra	INF	R/R	5-7	So.	Port Jefferson, N.Y. (Vandermeulen HS)

CHART CLIMBERS

Current Sooners who are making their way up the OU career records lists:

RBI

1.	190	Ashli Barrett	'98-01
2.	184	Lisa Carey	'98-01
3.	178	Samantha Ricketts	'06-P
4.	166	Casey Dickson	'94-97
5.	164	Kelli Braitsch	'00-03
6.	156	Leah Gulla	'00-03
	156	Heather Scaglione	'02-05
8.	154	Christina Enea	'02-05
9.	141	Jamie Fox	'04-07

WALKS DRAWN

1.	118	Casey Dickson	'94-97
	118	Christy Ring	'99-02
3.	114	Heather Scaglione	'02-05
4.	95	Norrelle Dickson	'04-07
5.	92	Samantha Ricketts	'06-P
6.	91	Christina Enea	'02-05
7.	90	Jennifer Stump	'00-03
8.	87	Kelli Braitsch	'00-03
9.	85	Jamie Fox	'04-07
10.	84	Kristin Vesely	'03-06

HOME RUNS

1.	46	Ashli Barrett	'98-01
2.	44	Heather Scaglione	'02-05
3.	39	Samantha Ricketts	'06-P
4.	37	Lisa Carey	'98-01
	37	Kelli Braitsch	'00-03
6.	32	Leah Gulla	'00-03
7.	31	Jennifer Stump	'00-03
8.	30	Jamie Fox	'04-07

SLUGGING PERCENTAGE

1.	.685	Samantha Ricketts	'06-P
2.	.657	Becky Burroughs	'93-94
3.	.624	Lynette Velazquez	'98-99
4.	.605	Andrea Davis	'00-01
5.	.599	Ashli Barrett	'98-01
6.	.586	Heather Scaglione	'02-05
7.	.582	Kelli Braitsch	'00-03
8.	.574	Traci Dickenson	'06-P
9.	.528	Leah Gulla	'00-03
10.	.502	Tammy Allard	'79-81

ON-BASE PERCENTAGE

1.	.484	Norrelle Dickson	'04-07
2.	.481	Samantha Ricketts	'06-P
3.	.439	Becky Burroughs	'93-94
4.	.438	Andrea Davis	'00-01
5.	.434	Christy Ring	'99-02
6.	.432	Kristin Vesely	'03-06
7.	.422	Heather Scaglione	'02-05
8.	.420	Kelli Braitsch	'00-03
9.	.419	Lisa Carey	'98-01
10.	.398	Susan Ogden	'05-P

BATTING AVERAGE

1.	.402	Norrelle Dickson	'04-07
2.	.376	Samantha Ricketts	'06-P

EXTRA-BASE HITS

1.	98	Kelli Braitsch	'00-03
	98	Lisa Carey	'98-01
3.	96	Ashli Barrett	'98-01
4.	89	Heather Scaglione	'02-05
5.	82	Leah Gulla	'00-03
6.	72	Kristin Vesely	'03-06
7.	71	Jamie Fox	'04-07
	71	Samantha Ricketts	'06-P

SOONERS STAY IN TOP 10

The Sooners will enter postseason action as the No. 7 team in the country as they came in at No. 7 in the USA Today/NFCA Poll released on May 13. The Sooners fell to No. 8 in the latest ESPN.com/USA Softball Poll that was released on May 13.

OU AND ARIZONA ONLY TWO SCHOOLS TO BE RANKED IN NFCA POLL ITS ENTIRE EXISTENCE

The Sooners have been ranked in the top 25 of every NFCA poll since its inception, which spans 185 weeks long. OU and Arizona are the only programs to be ranked in the NFCA Top-25 every week of its existence.

SCOUTING OREGON

The Ducks earned an at-large bid after notching a 33-27 overall mark. Oregon is making its 14th postseason trip and fifth under sixth-year head coach Kathy Arendsen. The Oregon head coach has also led the Ducks to the regional final all four years they have gone to the tournament under her.

Oregon topped Oklahoma earlier this season in a close 1-0 game in non-conference action. The Ducks have also notched key wins over Washington, Cal and Arizona in Pac-10 play.

The Ducks are led by center fielder Neena Bryant, who is leading the team with a .337 batting average, including 10 home runs and 45 RBIs while the team is hitting .251. Defensively, the Ducks own a team ERA of 2.37 with Alicia Cook (2.22 ERA, 16-12) leading the way while Melissa Ricke (2.27 ERA, 11-11) has also put up solid numbers in the circle. Cook earned the win against the Sooners earlier this year as she pitched a six-hit shutout.

SCOUTING ARKANSAS

The Lady'Backs are making their third appearance in the NCAA Tournament and first since 2002. Arkansas received an at-large bid with a 36-27 record under fourth-year coach Jamie Pinkerton. Arkansas made SEC history as it became the first team in the history of the conference to make the NCAA Tournament, but not make the SEC Tournament.

The Sooners and Lady'Backs are familiar with each other as they have faced each other eight times in the last four years. The two teams split in a doubleheader in Arkansas earlier this year as Arkansas took the first game, 3-2, and the Sooners won in extra innings in the second game, 3-2.

Offensively, Arkansas owns a .267 average and owns 62 home runs on the season as Miranda Dixon is leading the way with a .310 average, including 12 home runs and 45 RBIs. In the circle,

TALE OF THE TAPE

OFFENSE	OKLAHOMA	ARKANSAS	TULSA	OREGON
Batting Avg.	.295	.267	.277	.251
Runs per game	5.9	4.6	4.1	3.4
Hits per game	7.6	6.9	7.2	6.3
Doubles	66	72	99	54
Triples	10	9	5	3
Home Runs	70	62	31	36
RBI	303	255	206	180
Base on Balls	209	151	169	130
Stolen Bases	49-69	29-40	25-37	106-126
PITCHING				
ERA	1.47	2.57	2.45	2.37
Shutouts	20	5	10	12
Strikeouts per game	6.3	5.9	5.7	4.4
Opp. batting average	.192	.252	.234	.242

** All averages are current entering the NCAA Tournament*

The Sooners are all too familiar with Tulsa as the teams are 4-4 against each other in the last eight meetings dating back to 2005.

Offensively, the squad owns a .277 batting average with Lauren Lindsay is leading the pack with a .360 batting average, including a team-best 14 home runs and 43 RBI. Sara Dyer has also been solid in the lineup with a .341 clip, including four home runs and 30 RBIs.

Defensively, Jordan Kinard is leading the staff in the circle with a 1.76 ERA and a 14-6 record. Jackie Lawrence has seen the most action on the mound this year with 149.2 innings pitched and a 13-9 record and 2.53 ERA.

BIG 12 CHAMPIONSHIP NOTES

The second-seeded Sooners fell to 10th-seeded Nebraska in their first game of the Big 12 Championship, 6-5, and were eliminated from the single elimination tournament ... It marked only the third time since the start of the Big 12 Tournament in 1996 that the Sooners lost in the first round (2002 and 2005 were the other two years) ... The Sooners failed to make the Big 12 Championship title game for the first time in three years ... OU first baseman Samantha Ricketts went 3-for-3 with four RBI, including two home runs and a double in the game ... In the first four games of the tournament, the lower seed won each contest.

RICKETTS EARNS ALL-TOURNAMENT HONORS

Despite only playing one game in the Big 12 Championship, OU first baseman Samantha Ricketts earned Big 12 Championship All-Tournament honors. Ricketts was the lone Sooner named to the 13-member team as OU was knocked out by 10th-seeded Nebraska in Oklahoma's first game of the tournament.

Ricketts was solid in OU's loss as she went 3-for-3 with two home runs and a double while also adding four RBIs in OU's 6-5 loss. The three-time All-Big 12 selection tied her single-game career high in the contest with 10 total bases and also tied the OU single season record with two home runs in a game.

the five-member staff has put together a 2.57 ERA. Dixon is also leading the way in the circle as she boasts a 12-12 record and a team-best 2.05 ERA while Katy Henry is 19-12 with a 2.77 ERA.

SCOUTING TULSA

The Golden Hurricane has earned its first-ever at-large bid with a 34-23 overall record. Tulsa closed out the regular season strong as it won 13 of its final 17 contests. In addition to notching a win over OU earlier this season, Tulsa also knocked off Houston, Iowa and Arkansas earlier this season.



SINCE THE START OF THE BIG 12 IN 1996, NO CONFERENCE SCHOOL EXCEEDS OU WITH

- 1 National Championship
- 4 USA Elite Team Members
- 5 Women's College World Series Appearances
- 5 Midwest Coaching Staff of the Year
- 7 NCAA Regional Championships
- 13 Postseason Appearances
- 26 All-Americans
- 52 All-Big 12 First Team Members
- 61 Player/Pitcher of the Week Honors
- 186 Big 12 Wins

BIG 12 WEEKLY HONORS

Players of the Week

Date	Player	School
2/12	Amber Flores	Oklahoma
2/19	Jordan Daniels	Baylor
2/26	Tallie Thrasher	Texas
3/4	Rhea Taylor	Missouri
3/11	Lindsey Ubrun	Missouri
3/18	Val Chapple*	Kansas
3/25	Tallie Thrasher	Texas
4/1	Jen Bruck	Missouri
4/8	Amber Flores	Oklahoma
	Jamie Hinshaw	Texas A&M
4/15	Jami Lobpries	Texas A&M
4/22	Rhea Taylor	Missouri
4/29	Amanda Renth	Missouri
5/6	Heidi Foland	Nebraska

Pitchers of the Week

Date	Player	School
2/12	D.J. Mathis	Oklahoma
2/19	Megan Gibson	Texas A&M
2/26	D.J. Mathis	Oklahoma
3/4	Megan Gibson	Texas A&M
3/11	Megan Gibson	Texas A&M
3/18	Meagan Denny	Texas
3/25	Megan Gibson	Texas A&M
4/1	Megan Gibson	Texas A&M
4/8	Ashly Jacobs	Texas Tech
4/15	Megan Gibson^	Texas A&M
4/22	Meagan Denny	Texas
4/29	Lauren Eckermann	Oklahoma
5/6	Brittany Barnhill	Texas

* USA Softball National Player of the Week
 ^NFCA National Player of the Week

2008 BIG 12 FINAL REGULAR SEASON STANDINGS

School	Conference				Overall							
	W-L	Pct.	H	A	W-L	Pct.	H	A	N	Last 5	Top 25	Streak
Texas A&M#^*	17-1	.944	8-0	9-1	46-7	.868	22-1	10-2	14-4	5-0	11-4	Won 7
OKLAHOMA*	16-2	.889	9-0	7-2	43-11	.796	20-1	10-7	13-3	5-0	3-6	Won 7
Missouri*	11-6	.647	7-0	4-5	44-14	.759	21-1	11-8	12-5	4-1	1-7	Won 1
Texas*	9-9	.500	5-4	4-5	27-20-2	.571	16-9-1	6-8	5-3-1	2-3	4-8-1	Won 2
Oklahoma State	9-9	.500	6-3	3-6	26-24	.520	9-4	5-11	12-9	2-3	4-4	Won 1
Texas Tech	8-10	.444	6-3	2-7	22-35	.444	13-6	2-13	7-16	3-2	1-8	Lost 1
Kansas	7-11	.389	5-3	2-8	37-18	.673	17-4	7-11	13-3	3-2	0-4	Won 1
Baylor	4-13	.235	2-7	2-6	23-21	.523	11-9	3-7	8-4	1-4	2-6	Lost 2
Iowa State	4-14	.222	1-7	3-7	28-28	.500	4-9	10-15	14-4	2-3	1-8	Lost 1
Nebraska	4-14	.222	4-7	0-7	22-27	.449	13-9	1-11	8-7	3-2	1-10	Lost 1

Regular Season Champion ^Postseason Champion *NCAA Selection

SAVANNAH LONG NAMED BIG 12 DEFENSIVE PLAYER OF THE YEAR

OU senior shortstop Savannah Long was named the Big 12 Defensive Player of the Year. She was the first infielder to claim the award in its five-year history. Prior to this season, a catcher had won it every season. The Sooners have also claimed two other Big 12 Defensive Player's of the Year as Heather Scaglione won the inaugural award in 2004 and claimed the honors again in 2005. Long only recorded four errors the entire regular season at shortstop and owned a .977 fielding average for the year.

SEVEN SOONERS NAMED ALL-BIG 12

Oklahoma placed seven players on the All-Big 12 teams as Amber Flores, Savannah Long, D.J. Mathis, Samantha Ricketts and Lindsey Vandever highlighted the Coaches All-Big 12 first team while seniors Susan Ogden and Lauren Eckermann collected second team honors. The Sooners tied with Texas A&M, the Big 12 regular season champions, with the most first team selections. Oklahoma has placed at least five members on the All-Big 12 teams every year since the inception of the league in 1996. Ricketts picked up her third straight first team honor while Flores recorded her second straight first team accolade. Eckermann, Ogden and Long are receiving their second All-Big 12 honor of their career while Mathis and Vandever are making their first appearances on the All-Big 12 teams.

SEVEN SOONERS NAMED ALL-BIG 12

OU posted four Sooners on the Academic All-Big 12 teams. Leading the pack were first-team honorees Lauren Eckermann, Savannah Long and Samantha Ricketts. Rounding out the second team was junior pitcher D.J. Mathis. Long made her second career appearance on the Academic All-Big 12 team while Eckermann, Ricketts and Mathis each received their first career honor.

ECKERMANN PICKS UP ACADEMIC ALL-DISTRICT HONOR

OU senior pitcher Lauren Eckermann was named to ESPN The Magazine's Academic All-District VI Softball First Team. It marks the second consecutive year the Sooners have produced an all-district selection. As a first team all-district member, Eckermann will be nominated for consideration for the ESPN The Magazine Academic All-American team. The Sooners have had seven Academic All-Americans in their history.

HOME IS WHERE THE "W" IS

The Sooners closed out their regular season with a 20-1 home record at the OU Softball Complex with its only blemish of the season in a 3-2 loss against Missouri State.

- * OU owns a 10-game win streak at home
- * Including the 2007 season, the Sooners own a 47-2 regular season record at home.
- * The Sooners have won 16 consecutive home Big 12 contests dating back to last season

14TH STRAIGHT 40-WIN SEASON FOR GASSO

Head coach Patty Gasso notched her 14th straight 40-win season with a sweep of Texas. It marks the 15th straight 40-win season for the program and the 18th time in school history. The Sooners have been the only team in Big 12 Conference history to notch 40-win seasons in all 13 years since the league's existence. Below is a look at the number of 40-win seasons by each Big 12 teams since the conference began.

Team	40-Win seasons since 1996
Oklahoma	13
Nebraska	7
Texas	6
Texas A&M	5
Baylor	4
Missouri	4
Oklahoma State	2
Texas Tech	1

LUCKY NUMBER FOUR

The Sooners have produced a solid record when scoring at least four runs this season as OU owns a 32-1 record when scoring four or more runs this season. That is good news for the Sooners who are averaging 5.9 runs per game.

EXTRA INNINGS

The Sooners have played four extra-inning contests this season and have been perfect in those contests with a 4-0 record. The Sooners lone extra-innings win at home was a 3-2 10-inning win over Texas Tech in the first game of a doubleheader. OU topped Cal Poly in eight innings in a neutral spot (Sacramento, Calif.) while taking two extra-innings wins on the road. The Sooners went eight innings at Arkansas, but came out with the 3-2 win. Oklahoma played Baylor in its regular season finale in the longest game of the year as the Sooners won, 9-4, in 12 innings.

PITCHING CAREER CLIMBERS

More current Sooners who are making their way up the OU career records lists:

STRIKEOUTS

1.	805	Jill Most	'94-97
2.	733	Kami Keiter	'02-05
3.	634	Jennifer Stewart	'99-02
4.	462	Cheryl Jacobs	'78-80
	462	Patti Graham	'81-84
6.	420	Lana Moran	'97-00
7.	419	D.J. Mathis	'06-P
8.	342	Lauren Eckermann	'07-P

VICTORIES

1.	115	Jennifer Stewart	'99-02
2.	101	Kami Keiter	'02-05
3.	76	Jill Most	'94-97
4.	72	Cheryl Jacobs	'78-80
5.	67	Lana Moran	'97-00
6.	63	Patti Graham	'81-84
7.	54	D.J. Mathis	'06-P
8.	53	Jennifer Sherman	'92-95
9.	50	Lauren Eckermann	'07-P

GAMES STARTED

1.	135	Jennifer Stewart	'99-02
	135	Kami Keiter	'02-05
3.	109	Patti Graham	'81-84
4.	103	Cheryl Jacobs	'78-80
5.	102	Jill Most	'94-97
6.	89	Lana Moran	'97-00
7.	69	Jennifer Sherman	'92-95
	69	D.J. Mathis	'06-P
9.	62	Christine Haag	'90-93
	62	Lauren Eckermann	'07-Present

APPEARANCES

1.	173	Kami Keiter	'02-05
2.	167	Jennifer Stewart	'99-02
3.	133	Jill Most	'94-97
4.	120	Lana Moran	'97-00
5.	110	Patti Graham	'81-84
6.	107	Cheryl Jacobs	'78-80
7.	102	D.J. Mathis	'06-P

SHUTOUTS

1.	38	Jill Most	'94-97
2.	35	Jennifer Stewart	'99-02
3.	34	Patti Graham	'81-84
	34	Kami Keiter	'02-05
5.	33	Cheryl Jacobs	'81-84
6.	26	Lana Moran	'97-00
7.	20	D.J. Mathis	'06-P
8.	18	Jennifer Sherman	'92-95
9.	16	Lauren Eckermann	'07-P

WINNING PERCENTAGE (MIN. 2 YEARS)

1.	.847	Lauren Eckermann	'07-P
2.	.821	Jennifer Stewart	'99-02
3.	.764	Nicole Denes	'03-06
4.	.761	D.J. Mathis	'06-P

93 STRAIGHT INNINGS WITHOUT A HOME RUN

Junior pitcher D.J. Mathis has not given up a home run in 93 straight innings, which includes her last 16 appearances. Her last home run to give up was against Colorado State on March 14. The lefty led the Big 12 conference in ERA and did not give up a home run in conference action.

OPPONENTS NOT STEALING ON VANDEVER

Sophomore catcher Lindsey Vandever has made a name for herself as one of the top Big 12 catchers in the league. Her reputation showed in Big 12 play as Big 12 teams attempted a conference-low 15 stolen base against the Sooners and were only successful nine times. Three of those successful attempts came against replacement Susan Ogden as Vandever missed the Missouri series. In overall games this season, opponents have stolen 20-of-33 bases on Vandever.

HOME RUN CENTRAL

The Sooners led the Big 12 with 70 home runs, which also ranks seventh in the country. Below are a few facts on OU's home runs this season.

* The school record for home runs in a single season is 85 (2000)

* Four different Sooners own double-digit home runs this season

* Nine players have recorded at least one home run this season

* OU also led the Big 12 with 19 home runs in Big 12 games

* The Sooners notched 72 home runs during the entire 2007 season

VANDEVER BRINGING IN THE RBIS

Sophomore catcher Lindsey Vandever turned it on in the last part of Big 12 regular season play. The senior was OU's most clutch hitter in the last eight games of Big 12 conference play. In the last eight regular season games, Vandever notched a .345 batting average with 14 RBIs and a .517 slugging percentage.

ECKERMANN STEPS IT UP IN BIG 12 PLAY

Senior pitcher Lauren Eckermann was a big key to OU's success in Big 12 play this season. Last year's Big 12 Co-Pitcher of the Year struggled at the beginning of the season, but came on strong in Big 12 play, allowing the Sooners to have a strong 1, 2 punch with Mathis and Eckermann. Below is a look at Eckermann's regular season Big 12 stats compared to her non-conference stats.

	ERA	Record	App.	Earned Runs
Big 12	1.33	5-1	8	8
Non-Conference	2.51	8-3	16	22

HITTING STREAKS

Senior right fielder Susan Ogden and junior first baseman Samantha Ricketts have picked the right time of the year to get hot as each enters the Norman Regional on hitting streaks. Ogden enters the regional on a season-high nine-game hitting streak while Ricketts owns a seven-game hitting streak. During that span, Ricketts has recorded 10 RBIs while Ogden has notched nine RBIs.

20 MORE TO GO

Junior Samantha Ricketts continues to climb the career RBI list. Currently, the first baseman owns 178 RBI which is third on the all-time list. She needs 12 more RBI to tie OU career leader Ashli Barrett (1998-01). See the career chart on page 3.

SHORTSTOP LONG AMONG THE BEST

Senior shortstop Savannah Long is one of the smoothest fielding infielders around the Big 12 and has played a key role in OU's defensive success this season. Long is proving she's one of the best at the toughest positions on the field by her stats. The senior captain led all Big 12 shortstops in fielding percentage and least amount of errors through all games during the regular season. Below is a look at Long's stats compared to the rest of the shortstops in the Big 12 during the regular season.

Player, School	Errors	Fielding Percentage
Savannah Long, OU	4	.977
KJ Freeland, BU	7	.951
Macie Morrow, TAMU	10	.941
Leah Legler, TTU	15	.941
Stevie Crisosto, KU	15	.909
Loryn Johnson, UT	12	.925
Carrie Monroe, ISU	11	.932
Mariah Gearhart, OSU	17	.915
Abby Vock, MU	13	.918
Whitney Barrett, NU	10	.921

WALKING TOWARD SINGLE SEASON BESTS

Sophomore Amber Flores and junior Samantha Ricketts are each nearing the OU single season record for walks. Below is a look at where each player currently sits on OU's single season record list for walks drawn.

Single Season Walks	Number	Year
1. Casey Dickson	41	1997
Heather Scaglione	41	2004
3. Amber Flores	39	2008
Christy Ring	38	2001
5. Samantha Ricketts	37	2007
6. Samantha Ricketts	36	2008

FLORES CLOSING IN ON MORE SINGLE SEASON MARKS

Sophomore Amber Flores is closing in on other single season bests. Below is a look at where her current stat ranks among the OU single season records as well as the leader.

Category	Flores Rank	Leader (Year)
Runs	56-8th	71- Dickson (2007)
Home Runs	13-11th	20 - Velazquez (1999)
Slugging Percentage	.698-8th	.808 - Velazquez (1999)
On-Base Percentage	.512 - 4th	.549 - Dickson (2007)

LEGENRE "HOT" IN THE HOT CORNER

OU third baseman Jessica Legendre has been stellar at the hot corner this season and was even better in conference action. Legendre owned a .988 fielding percentage at third base in Big 12 play with only one error. In all games this season, Legendre has only six errors with 58 putouts and 101 assists.

SOLID IN CRUNCH TIME

Junior pitcher D.J. Mathis rarely allows batters to reach base, but when she does she doesn't allow the opponent many opportunities. With runners on base this season, batters have only hit .135 (36-of-266) against Mathis. The lefty is even better when runners are in scoring position as opponents are only hitting .110 (16-of-146).

NCAA RPI - AS OF MAY 4

The RPI is a mathematical calculation used to help determine each team's success, using a calculated strength of schedule and won-loss percentage. The NCAA developed an RPI for several sports in order to give each of its selection committees an additional tool for selecting NCAA championship fields.

Below is a look at the top-25 teams in the NCAA RPI. This was the latest RPI released before the NCAA Selection Show on May 11.

NCAA RPI

<i>Team</i>	<i>Conference</i>
1. Florida	SEC
2. Alabama	SEC
3. UCLA	Pac-10
4. Michigan	Big Ten
5. Texas A&M	Big 12
6. Arizona State	Pac-10
7. LSU	SEC
8. Arizona	Pac-10
9. Tennessee	SEC
10. OKLAHOMA	Big 12
11. Houston	Conference USA
12. Georgia	SEC
13. Stanford	Pac-10
14. Northwestern	Big Ten
15. North Carolina	ACC
16. Fresno State	WAC
17. Auburn	SEC
18. Mississippi St.	SEC
19. Long Beach St.	Big West
20. San Diego St.	Mountain West
21. DePaul	Big East
22. Virginia Tech	ACC
23. Missouri	Big 12
24. California	Pac-10
25. Nevada	WAC

HOME RUN CHART

The Sooners are one of the top home-run hitting teams in the country this year as the squad leads the Big 12 with 70 home runs and is averaging 1.3 home runs per game, which ranks seventh in the country. Below is a chart of every home run hit this season as it tells which player, which game, the opponent, how many were no base, the inning and the number of outs when the home run was hit.

No. Player	GM# - Date	Opponent	On Base	Inn.	Outs
1. Flores	2-Feb. 8	UCSB	3	4	1
2. Dickenson	3-Feb. 9	Nevada	0	4	1
3. Flores	4-Feb. 9	Cal St. Fullerton	1	5	1
4. Long	6-Feb. 12	St. Gregory's	3	5	2
5. Ogden	7-Feb. 15	BYU	1	4	2
6. Trott	8-Feb. 15	Northridge	1	2	1
7. Flores	8-Feb. 15	Northridge	0	3	2
8. Long	12-Feb. 22	Stanford	0	1	1
9. Long	13-Feb. 22	Pacific	0	1	1
10. Vandever	13-Feb. 22	Pacific	2	2	0
11. Dickenson	13-Feb. 22	Pacific	1	3	0
12. Long	13-Feb. 22	Pacific	1	3	2
13. Dickenson	13-Feb. 22	Pacific	1	4	0
14. Vandever	13-Feb. 22	Pacific	1	6	0
15. Ogden	15-Feb. 23	San Diego St.	0	5	1
16. Vandever	16-Feb. 24	Georgia	1	2	0
17. Long	17-Feb. 27	Tulsa	2	6	1
18. Flores	18-Mar. 1	North Texas	3	2	2
19. Ricketts	18-Mar. 1	North Texas	2	4	2
20. Dickenson	19-Mar. 1	Memphis	2	2	2
21. Ricketts	19-Mar. 1	Memphis	1	3	0
22. Ricketts	20-Mar. 2	Memphis	2	1	1
23. Vandever	20-Mar. 2	Memphis	0	1	1
24. Ogden	20-Mar. 2	Memphis	0	1	1
25. Vandever	21-Mar. 2	North Texas	2	1	2
26. Ogden	21-Mar. 2	North Texas	0	5	2
27. Long	21-Mar. 2	North Texas	0	6	2
28. Ricketts*	22-Mar. 5	Tulsa	0	2	0
29. Flores	23-Mar. 8	McNeese St.	0	5	2
30. Flores	24-Mar. 8	Drake	2	1	0
31. Ricketts	24-Mar. 8	Drake	0	1	0
32. Trott	25-Mar. 9	Drake	1	2	0
33. Trott	25-Mar. 9	Drake	1	4	0
34. Flores	26-Mar. 9	McNeese St.	1	1	1
35. Flores	26-Mar. 9	McNeese St.	1	2	2
36. Ogden	26-Mar. 9	McNeese St.	0	3	1
37. Trott	26-Mar. 9	McNeese St.	0	3	1
38. Dickenson	28-Mar. 14	Cal Poly	1	6	2
39. Dickenson	29-Mar. 14	Colorado St.	2	1	2
40. Flores*	29-Mar. 14	Colorado St.	0	3	0
41. Flores	29-Mar. 14	Colorado St.	0	5	0
42. Ogden	29-Mar. 14	Colorado St.	2	5	1
43. Trott*	30-Mar. 15	Sacramento St.	0	3	0
44. Dickenson*	32-Mar. 16	Princeton	0	6	0
45. Ricketts*	34-Mar. 21	Kansas	0	4	0
46. Anderson	35-Mar. 22	Kansas	1	4	1
47. Long	35-Mar. 22	Kansas	0	4	2
48. Flores	36-Mar. 26	Central Arkansas	0	2	1
49. Trott	36-Mar. 26	Central Arkansas	1	4	1
50. Ogden	36-Mar. 26	Central Arkansas	3	4	2
51. Anderson	36-Mar. 26	Central Arkansas	1	4	2
52. Long	37-Mar. 29	Nebraska	1	5	1
53. Ogden	37-Mar. 29	Nebraska	1	5	2
54. Ricketts	38-Mar. 29	Nebraska	1	3	2
55. Legendre	38-Mar. 29	Nebraska	0	4	2
56. Flores	38-Mar. 29	Nebraska	1	6	2
57. Long	38-Mar. 29	Nebraska	0	6	2
58. Dickenson	39-April 5	Missouri	1	1	2
59. Ricketts	39-April 5	Missouri	0	5	1
60. Ricketts	41-April 7	Arkansas	1	6	2
61. Ogden	44-April 10	Texas Tech	2	1	0
62. Ogden	48-April 20	Iowa State	1	1	1
63. Long	48-April 20	Iowa State	1	3	2
64. Ricketts*	49-April 22	Oklahoma State	0	3	0
65. Flores*	50-Apr 23	Oklahoma State	0	1	0
66. Trott*	50-Apr 23	Oklahoma State	0	4	0
67. Ogden	51-Apr 26	Texas	2	1	0
68. Vandever	51-Apr 26	Texas	2	2	2
69. Ricketts	55-May 10	Nebraska	2	1	1
70. Ricketts*	55-May 10	Nebraska	7	0	0

* - leadoff home run
 *** Those that hit two home runs in a single game tied the OU single game record that was shared by 30 other Sooners entering the season.

OKLAHOMA'S 2008 RECORD WHEN..

Overall	43-12
Big 12	16-2
Non-Conference	27-9
At home	20-1
At neutral sites	13-4
On the road	10-7
Against ranked teams	3-6
Night games	12-3
Day games	31-9
On Sunday	11-1
On Monday	1-1
On Tuesday	2-0
On Wednesday	5-2
On Thursday	2-1
On Friday	7-2
On Saturday	15-5
Out-hit opponent	37-4
Out-hit by opponent	5-6
Had few than 5 hits	6-7
Had 5 hits or more	37-5
Had 10 hits or more	11-0
Scored first	35-3
Opponent scored first	8-9
Scored in first inning	27-2
Opponent scored in first inning	6-5
Scored fewer than 4 runs	11-11
Scored 4 or more runs	32-1
Opponent scored fewer than 4 runs	36-7
Opponent scored 4 or more runs	5-5
Opponent scored 5 or more runs	2-4
Opponent scored 10 or more runs	0-1
Led after 1 inning	24-1
Led after 2 innings	30-2
Led after 3 innings	32-1
Led after 4 innings	33-1
Led after 5 innings	29-0
Led after 6 innings	22-0
Trailed after 1 inning	3-4
Trailed after 2 innings	3-6
Trailed after 3 innings	4-8
Trailed after 4 innings	3-9
Trailed after 5 innings	2-9
Trailed after 6 innings	0-11
Hit 1 home run	14-5
Hit 2+ home runs	18-1
1-Run games	10-7
2-Run games	4-3
5+ Run games	25-2
Extra Innings	4-0
Shutouts	20-4
Committed no errors	25-5
Committed 2+ errors	5-5

A LOOK AT THE EXPECTED LINEUP

- 1 AMBER FLORES, SECOND BASE (55 STARTS, .384, 13 HR, 44 RBI)**
Flores is not the typical leadoff batter as she is the top power hitter on the team, but also finished second in the Big 12 in batting average. The sophomore also leads the team in on-base percentage, slugging percentage and walks.
- 2 KRISTLE HUEY, CENTER FIELD (23 STARTS, .207, 0 HR, 9 RBI)**
The rookie is still getting used to the college game as she is a speedy slap hitter. However, Huey can also stand in and provide a lot of power as she ripped a triple in the Big 12 Championship. She is second on the team with 10 stolen bases.
- 3 SUSAN OGDEN, RIGHT FIELD (55 STARTS, .288, 11 HR, 41 RBI)**
Ogden has caught fire at the end of the Big 12 season and led the team with 17 RBI and four home runs in Big 12 action. The power hitter is one of four Sooners on the squad with at least 10 home runs this season.
- 4 SAMANTHA RICKETTS, FIRST BASE (54 STARTS, .350, 12 HR, 46 RBI)**
Ricketts is one of the most feared cleanup hitters in the country as evidence by her 35 walks, including five intentional walks this season. She went 3-for-3 with two home runs and four RBIs in OU's loss to Nebraska in the Big 12 Championship.
- 5 LINDSEY VANDEVER, CATCHER (53 STARTS, .306, 6 HR, 35 RBI)**
Vandever has been OU's top performer at the plate in the last 10 Big 12 games as she has notched 15 RBI. Also a talented catcher behind the dish where opponents have only stolen 20-of-33 bases on her.
- 6 SAVANNAH LONG, SHORTSTOP (55 STARTS, .358, 10 HR, 32 RBI)**
The Big 12's Defensive Player of the Year is also having a stellar season at the plate. She is second on the team with a .358 batting average and also has speed on the base path with eight stolen bases this season.
- 7 WENDY TROTT, DESIGNATED PLAYER (44 STARTS, .282, 7 HR, 27 RBI)**
The 5-11 freshman slugger arrived with high expectations and has not disappointed. After struggling at the beginning of the season, Trott has notched a hit in four of her last six games.
- 8 JESSICA LEGENDRE, THIRD BASE (52 STARTS, .223, 1 HR, 13 RBI)**
The junior third baseman stepped it up in Big 12 play where she added eight RBI. She has been solid at the hot corner as she only registered one error in conference action and only has six errors total this season.
- 9 HALEY ANDERSON, LEFT FIELD (27 STARTS, .253, 2 HR, 15 RBI)**
The feisty 5-1 outfielder just entered the starting lineup at the start of Big 12 play and has not disappointed. The rookie had a career-night in the regular season finale against Baylor as she registered all four RBIs in OU's 4-0 victory.
- P D.J. MATHIS, LHP (30 STARTS, 1.04 ERA, 27-5, 228 K'S, 201.2 INNINGS PITCHED)**
The junior lefty has evolved into OU's ace this season after playing behind Lauren Eckermann all last season. Mathis earned the league's ERA title as she finished the regular season with a 1.06 ERA.
- P LAUREN ECKERMANN, RHP (21 STARTS, 2.07 ERA, 13-4, 83 K'S, 105.0 INNINGS PITCHED)**
Last year's Big 12 Co-Pitcher of the Year struggled at the beginning of the season, but has gotten back into the groove at the right time for a solid 1, 2 punch for the Sooners. The senior was second in conference action with a 1.33 ERA.
- JADYN SMITH, RHP (3 STARTS, 1.66 ERA, 3-3, 34 K'S, 46.1 INNINGS PITCHED)**
The senior has been a solid reliever for the Sooners this season as she has already thrown 46.1 innings this season, which tops her previous career-high of 31 in a season. Smith has given up 11 earned runs this year and is holding opponent batters to a .241 average.
- CHANA'E JONES, OUTFIELD (17 STARTS, .185, 0 HR, 7 RBI)**
A power-hitting freshman that has a solid swing, but is still getting used to the pace of the college game. Has been battling Wendy Trott and Krystle Huey for a starting spot.
- IVER MCDONALD, OUTFIELD (10 STARTS, .211, 0 HR, 1 RBI)**
The sister of former Texas A&M standout Sharonda McDonald, the sophomore joins Huey as one of two slap hitters on the squad. She has seen action in 49 games and has stolen 8-of-11 bases this season.
- JEANNIE DOUGLAS, OUTFIELD (0 STARTS, .111, 0 HR, 0 RBI)**
The Chandler, Okla., native serves mainly as a pinch runner and has made the most of her at bats. While only making nine plate appearances, the junior has only struck out once.
- DANI DOBBS, INFIELD (3 STARTS, .133, 0 HR, 0 RBI)**
Dobbs has seen action in 42 games this season and is also 3-for-3 in stolen bases. Dobbs is also solid on the defensive end at third base where she opened the year starting and she has also seen action at second base.

NCAA STATS

Below is a look at where the Sooners rank in team and individual categories in the NCAA as of May 11:

OU in NCAA Team Rankings

	Stat	Rank
Home Runs per game	1.27	7th
Fielding Percentage	.977	7th
Slugging Percentage	.505	11th
Scoring (runs per game)	5.95	11th
ERA	1.47	18th
W/L Percentage	.782	15th
Batting Average	.295	35th
Double plays per game	0.35	39th

OU Individual Rankings

Amber Flores

	Stat	Rank
Runs Scored per game	1.02	7th
Walks per game	0.71	20th
On-Base Percentage	.512	20th
Home Runs	13	48th
RBI per game	0.85	49th
Slugging Percentage	.698	52nd

Savannah Long

	Stat	Rank
Hit by Pitch per game	0.4	4th
Runs per game	0.84	54th

Samantha Ricketts

	Stat	Rank
Sacrifice Flies	6	5th
Walks per game	0.67	30th

D.J. Mathis

	Stat	Rank
Wins	27	17th
Hits Allowed per seven innings	3.33	4th
ERA	1.04	20th

TEAM RECORDS

Below is a list of OU single game team records that have been broken this season.

	TEAM
Runs	
New Record 23	3/26/08 vs. Central Arkansas
Old Record	21 3/4/07 vs. Temple

	Hits
New Record 24	3/26/08 vs. Central Arkansas
Old Record	20 3/4/05 vs. Illinois Chicago

	Home Runs
New Record 6	3/22/08 vs. Pacific
Old Record	5 4/16/05 vs. Texas A&M 4/11/96 vs. Tulsa

MATHIS, FLORES QUARTER FINALISTS FOR POY

OU junior pitcher D.J. Mathis and sophomore left fielder Amber Flores were named two of the 25 candidates for USA Softball Collegiate Player of the Year, announced the Amateur Softball Association, the National Governing Body of Softball in the United States, on April 9. However, neither was selected as one of the 10 semifinalists for the award.

It marks the sixth straight season that the Sooners have had at least one candidate on the list of 25 and the second consecutive year that OU has had two players on the list. Last season, Samantha Ricketts was one of three finalists for the award. Oklahoma is the only Big 12 team with more than one candidate on the list. Texas A&M's Megan Gibson is the only other Big 12 player on the list. Neither Mathis or Flores were on the Preseason Watch List comprised of 40 players.

On May 7, just days before the start of post-season play, a list of 10 finalists will be named from the players on this list. On May 21, the list will be cut to three and those final three players will travel to Oklahoma City for the announcement of the winner at the 2008 NCAA Women's College World Series Party at the Park on May 27.

AGAINST THE COMPETITION

The Sooners were dominant during Big 12 play this season. Below is a look at how OU outscored the competition in conference action:

	OU	Opponent
Runs	105	26
Hits	148	83
Home Runs	19	4
RBI	98	22

CLUTCH HITTING

Two of OU's and the Big 12's top hitters, Amber Flores and Savannah Long, are also doing their best hitting in crucial times. Below is a look at the hitters' averages in clutch situations:

	w/Runners On	Bases Loaded
Flores	.412	.500
Long	.388	.714
	Runners in Scoring Position	2-Out RBI
Flores	.372	20 (44 total)
Long	.290	22 (32 total)

"LITTLE MANNY"

Head coach Patty Gasso often refers to sophomore left fielder Amber Flores as "little Manny Ramirez." The 5-4 sophomore put up strong numbers as a freshman and is producing Ramirez-esque numbers during the 2008 season. Through 55 games this season, Flores owns a team-best 44 RBI with a team-best .384 batting average as well as a .698 slugging percentage (13 homers, seven doubles, two triples).

MATHIS HAVING BEST SEASON IN CIRCLE

Junior lefty pitcher D.J. Mathis is having the best season of her career. She was OU's most heavily relied upon pitcher as a freshman in 2006, but

struggled at times during the 2007 season with a nagging shoulder injury. The junior has returned to form and has been dominant in the circle this season. Below is a comparison of Mathis' season totals in 2006 and 2007 compared to her 2008 totals through 55 games this season.

Year	App.	ERA	Shutouts	B/Avg.
2006	38	2.24	5	.253
2007	26	2.60	3	.238
2008	38	1.04	12	.143

DEFENSE LEADING THE WAY

The Oklahoma defense has been one of the best in the Big 12 and the country this season as the Sooners rank seventh in the country with a .977 fielding percentage and 36 errors. In conference play, the Sooners owned a .975 fielding percentage with 14 errors.

FLORES ONE OF BIG 12'S BESTS

Sophomore Amber Flores has been stellar for the Sooners on offense this season. In addition to being the top hitter for the Sooners, she was also one of the best in the Big 12. Below is a look at where Flores' stats ranked in the Big 12 in all regular season games this season.

Stat	Number	Big 12 Ranking
Total Bases	110	Second
On-Base Percentage	.513	Second
Runs Scored	56	Second
Batting Average	.385	Second
Walks	38	Third
Slugging Percentage	.705	Fourth
Hits	60	Fifth

NOTABLE STEAKS

- 185 ___ Consecutive weeks since the inception of the NFCA Poll that OU has been ranked in the top-25.
- 15 ___ Consecutive trips to the NCAA postseason
- 15 ___ Consecutive seasons of 40 or more wins
- 12 ___ Consecutive seasons with five or more All-Big 12 selections
- 10 ___ Consecutive years that OU has won its opening game in an NCAA Regional
- 10 ___ Consecutive wins for OU at Marita Hynes Field
- 15 ___ Consecutive wins for OU in a Norman Regional
- 9 ___ Current hitting streak for Susan Ogden
- 7 ___ Current hitting streak for Samantha Ricketts
- 84 ___ Consecutive games OU has notched at least one hit

ROOKIE SENSATION

Rookie Haley Anderson has been a spark plug for the Sooners in the nine-hole spot. The freshman has only made 27 starts this season, but is making the most of them, especially as of late. Below is a comparison of her first six starts compared to the last 21

	Hits	RBI	Home Runs	Batting Avg.
First Six	2	1	0	.154
Last 21	16	13	2	.286

MATHIS = WORKHORSE

The Sooners have had to put a lot on the shoulders of pitcher D.J. Mathis this season. The lefty has been a workhorse for the Sooners and finished the regular season as the Big 12 ERA leader in overall games as well as Big 12 games. Below is a look at where Mathis ranked among Big 12 pitchers through all games during the regular season.

Stat	Number	Big 12 Ranking
ERA	1.06	First
Opp. Batting Avg.	.144	First
Starts	30	Second
Innings Pitched	197.2	Second
Shutouts	12	Second
Wins	27	Second
Complete Games	20	Second
Appearances	37	Third
Strikeouts	223	Third

NEW ADDITION TO THE TEAM

Associate head coach and pitching coach Melyssa Lombardi welcomed her first child on Feb. 19. Her baby boy, Gianni Thomas Lombardi, was the first child for Coach Lombardi and her husband John. Gianni was born over a month early but was a healthy 5 lbs., 13 oz. when he was born. Lombardi returned to the team on March 19 after taking a month off.

SOONERS SET SCHOOL RECORDS IN 23-1 WIN

The Sooner offense was stellar in OU's 23-1 record-setting victory over Central Arkansas on March 26. Oklahoma set a school record in runs (23) and hits (24). The previous record was 21 runs set on March 4, 2007 against Temple. The previous record for hits in a single game was 20, set on March 4, 2005 against Illinois-Chicago. Susan Ogden highlighted the offense with her six RBI, including a grand slam. The freshman class played a big part in OU's offensive production Wednesday night as Haley Anderson added five RBI and a home run while Wendy Trott was a perfect 4-for-4 from the plate with three RBI and a home run.

OU BREAKS SCHOOL RECORD FOR HOME RUNS

The Sooners set a school record against Pacific on Feb. 22 as Oklahoma pounded six home runs in the contest. The previous OU record for home runs in a single game was five and it had been done twice. The 1996 squad pounded five against Tulsa (April 11) while the 2005 team hammered five against Texas A&M (April 16).

TEAM USA EDGES OKLAHOMA, 2-0

Playing the nation's top softball players on March 25, the Oklahoma softball team kept it close as the USA National Team edged the Sooners, 2-0, in front of 3,591 fans at ASA Hall of Fame Stadium in Oklahoma City. The exhibition game did not count towards OU's overall stats this season, but Oklahoma kept the game entertaining as OU starter D.J. Mathis gave up two earned runs on four hits while walking one and striking out one in 5.1 innings of work.

"They're tough," gold medalist Jennie Finch said. "They came in here not afraid. From the first pitch on they were taking their hacks. You have to give them credit for their aggressiveness. And Mathis, to only give up two runs, that's really something to be proud of."

"It's a great part of our preparation (for the Olympics) to get out here and play against quality teams," Team USA coach Mike Candrea said. "Oklahoma's a good ball club and D.J. threw a great ball game. We were slow making adjustments all the way through."

ECKERMANN THROWS PERFECT GAME

Senior pitcher Lauren Eckermann, last year's Co-Big 12 Pitcher of the Year, got back in the groove against St. Gregory's on Feb. 12. Eckermann threw the first perfect game of her career. Eckermann picked up her first win of the season in dramatic fashion as she became only the sixth OU player since the start of Big 12 play to throw a perfect game and the first pitcher to do it since Jennifer Stewart tossed a perfect game against Texas-Arlington on Feb. 8, 2002. The perfect game also marked the fourth no-hitter of Eckermann's career at OU as she tossed three no-no's during the 2007 season.

RICKETTS, ECKERMANN NAMED TO PLAYER OF THE YEAR WATCH LIST

Senior pitcher Lauren Eckermann and junior first baseman Samantha Ricketts were named to the initial watch list for the seventh annual USA Softball National Collegiate Player of the Year Award. Ricketts was named one of three finalists for the award last year. Neither made the quarter finalist list of 25, but Amber Flores and D.J. Mathis were named to the list.

BIG 12 COACHES PICK OKLAHOMA SECOND

The University of Oklahoma softball team was picked to finish second by the Big 12 coaches in the annual preseason poll. The Sooners were one of three teams to receive a first-place vote and picked up 70 total votes while Texas A&M was tabbed the league favorite with 79 total points. Texas A&M received seven of the 10 first-place votes while Baylor, last year's Big 12 regular season champion, is ranked third with 64 total points and two first-place votes.

ECKERMANN NAMED A LOWE'S FINALIST

OU senior Lauren Eckermann was announced as one of 10 finalists for the 2008 Lowe's Senior Class Award for softball on April 10. The award, presented to NCAA® Division I student-athletes each year in eight sports, focuses on the "Four C's" of classroom, character, community and competition.

RICKETTS A PRESEASON ALL-AMERICAN

Junior Samantha Ricketts was named to the second-team ESPN.com Preseason All-America team in a list released by the web site prior to the start of the season. Ricketts was one of four Big 12 players selected to the list. Ricketts led the nation in RBI (81) last season and became OU's first player to be named one of three finalists for the National Player of the Year award. As a sophomore last season Ricketts earned second team All-America honors and set a Big 12 and OU record for RBI in a single season.

THREE SOONERS SELECTED IN NPF DRAFT

The Oklahoma softball team had three players taken in the 2008 National Pro Fastpitch Senior Draft on Feb. 19. Seniors Savannah Long, Susan Ogden and Lauren Eckermann were three of the 24 senior softball players taken in the draft.

The Sooners tied Georgia Tech with the most selections by one team as each school had three players taken in the draft. OU also led all Big 12 schools with the most selections as Texas A&M's Megan Gibson was the only other Big 12 player selected.

Long led the way as she was the No. 8 overall pick by the Philadelphia Force. Eckermann was the 12th overall pick and was selected by the Rockford Thunder while Ogden was the 18th pick by the Akron Racers, the same team that former Sooner Norrelle Dickson played for last summer.

Oklahoma has now had 11 players drafted to the NPF league since its inaugural draft prior to the 2004 season. The 2008 draftees join Sooner alums Dickson, Scaglione, Kami Keiter, Christina Enea, Erin Evans, Christy Ring, Leah Gulla and Kristin Vesely who were all drafted by the league.

SAVANNAH LONG NAMED TEAM CAPTAIN

Head coach Patty Gasso announced that senior shortstop Savannah Long has been named captain of the Oklahoma softball team for the 2008 spring season.

"Savannah has been waiting for this moment to be the leader and has really been the ultimate leader for us during her time here and really took ownership of the team this offseason," Gasso said. "She has earned the respect of her teammates and I have the utmost confidence in her and her ability to lead this team."

The team selected the captain based on characteristics such as work ethic, positive attitude and consistency both on and off the field.

"This is a tremendous honor for me and it means a lot to me that my teammates and coaches have that kind of respect for me," Long said. "Just being a part of this team is a huge honor and I'm looking forward to getting the season started. We have set a lot of great goals for the season and we can't wait to begin working on them."

GASSO AND THE BIG 12 ERA ENTERING THE 2008 SEASON

BIG 12 WINNING %

1. OKLAHOMA _____	.739
2. Nebraska _____	.696
3. Texas _____	.616
4. Texas A&M _____	.540
5. Missouri _____	.529

ACTIVE NCAA STREAKS IN BIG 12

1. OKLAHOMA _____	12
Nebraska _____	12
3. Texas A&M _____	6
4. Texas _____	5
5. Baylor _____	4
Missouri _____	1

BIG 12 REGULAR SEASON TITLES

1. OKLAHOMA _____	3 (96, 99, 2000)
Nebraska _____	3 (98, 01, 04)
Texas _____	3 (02, 03, 06)
4. Missouri _____	1 (1997)
Texas A&M _____	1 (2005)
Baylor _____	1 (2007)

ALL-AMERICANS

1. OKLAHOMA _____	26
2. Nebraska _____	12
Texas _____	12
4. Texas A&M _____	8
Oklahoma State _____	7
Missouri _____	6

ALL-BIG 12 FIRST TEAM SELECTIONS

1. OKLAHOMA _____	47
2. Nebraska _____	35
3. Oklahoma State _____	26
4. Texas A&M _____	23
5. Texas _____	21

ALL-MIDWEST REGION SELECTIONS

1. OKLAHOMA _____	50
2. Nebraska _____	47
3. Baylor _____	30
4. Texas _____	26
5. Texas A&M _____	24

Three-Time Big 12 Coach of the Year

Winningest Coach in Big 12 History

A pioneer and legend after 12 years. Better believe it.

Oklahoma head coach Patty Gasso has blazed the trail for the Big 12, which has quickly gained national softball respect in just 12 years of existence. No person has been more responsible for the conference's rise in prominence than the winningest coach in its history.

With five trips to the Women's College World Series in the last eight years, OU has not only earned respect but validated an entire conference.

Her work at OU has done more than just net gains for her employers and the league.

The Midwest was a dormant recruiting area when she arrived in 1995. Presently, the Midwest and South (especially Oklahoma, Texas, Louisiana and Florida) rank a very close second to California.

All that without even mentioning her accomplishments.

In 2003, Oklahoma was named the fifth best program all-time by the National Fastpitch Coaches Association. Go back to 1994, before Gasso arrived in Norman, and it's a guarantee that OU doesn't even sniff the top 25.

During her tenure, the Sooners have reached the postseason every year. They have claimed seven Regional Championships, made five WCWS appearances and claimed one national championship.

Not many coaches around the land can claim those credentials. Then again, if you tally the combined accomplishments of many conferences, they can't either.

So what's next? It would be a mistake to say more of the same. This program has risen dramatically for 12 years and Gasso doesn't intend to slow the pace one bit.

Titles like "Coaching Legend" and "Best Coach In Big 12 History" are usually reserved for retired leaders. In Gasso's case, there is no need to wait, she has already earned both titles.



The Gasso File

Personal

Birth Date: May 27, 1962
 Hometown: Torrance, Calif.
 Children: sons JT (19) and DJ (13)
 Husband: Jim Gasso
 High School: Bishop Montgomery (Calif.)
 College: Long Beach State, 1984 (B.A., 1984)

Playing Experience

1982-1984 Long Beach State University

Coaching Experience

1995-Present: Head Coach, University of Oklahoma
 1991-94: Head Coach, Long Beach City College

Career Record: 844-279-2 (.751) - Includes 2008 Season
 OU Career Record: 682-220-2 (.756)
 Big 12 Record: 184-61 (.751)

GASSO'S YEAR-BY-YEAR AT OKLAHOMA

Year	-----Overall-----			---Conference---			Finish
	W	L	Pct.	W	L	Pct.	
1995	43	23	.646	12	4	.750	NCAA Regional Final
1996	50	20	.714	17	5	.773	1st Big 12/NCAA Regional Final
1997	55	19	.743	14	4	.778	NCAA Regional
1998	49	15	.766	12	5	.706	NCAA Regional Final
1999	40	16	.714	11	3	.786	1st Big 12/NCAA Regional Final
2000	66	8	.892	17	1	.945	1st Big 12/ NATIONAL CHAMPIONS
2001	50	9	.848	14	2	.875	Big 12 Tourney Champs/ WCWS
2002	49	16	.753	14	2	.875	WCWS
2003	47	14	.770	12	6	.666	WCWS
2004	45	22-1	.662	11	7	.611	WCWS
2005	50	17	.746	12	6	.666	NCAA Super Regional
2006	40	21-1	.653	8	10	.444	NCAA Regional Final
2007	55	8	.873	14	4	.778	Big 12 Tourney Champs/Super Regional
2008	43	12	.782	16	2	.889	
14 years	682	220-2	.756	184	61	.751	

CAREER ACCOLADES

- Three-time Big 12 Coach of the Year
- 2000 NFCA Coaching Staff of the Year
- Five-time All-Midwest Region Coaching Staff of the Year
- NFCA 800-Win Club
- 2004 Inductee to Long Beach City
- Member of Inaugural Class of Long Beach City Baseball & Softball Hall of Fame (2004)

2008 QUICK FACTS

School _____ University of Oklahoma
 City _____ Norman, Okla.
 Zip Code _____ 73019
 Founded _____ 1890
 Enrollment _____ 29,721
 Nickname _____ Sooners
 School Colors _____ Crimson & Cream
 Home Field _____ OU Softball Complex - Marita Hynes Field
 Capacity _____ 1,000
 Affiliation _____ NCAA Division I
 Conference _____ Big 12
 President _____ David L. Boren (Yale, '63)
 Athletics Director _____ Joe Castiglione (Maryland, '79)
 Ticket Office _____ (800) 456-GoOU

HISTORY

First Year of Softball _____ 1975
 All-Time Record _____ 1,191-669-2 (.640)
 All-Time Big 12 Record _____ 162-53 (.753)
 NCAA Tournament Appearances _____ 14
 (1994, '95, '96, '97, '98, '99, '00, '01, '02, '03, '04, '05, '06, '07)
 Regional Titles _____ Seven
 (2000, '01, '02, '03, '04, '05, '07,)
 WCWS Appearances _____ Five
 (2000, '01, '02, '03, '04)
 National Titles _____ One
 (2000)

MEDIA RELATIONS

Softball Contact _____ Jessica Summers
 Office Phone _____ (405) 325-8372
 Media Relations Main _____ (405) 325-8231
 Cell Phone _____ (405) 213-6735
 Press Box Phone _____ (405) 325-8177
 Fax _____ (405) 325-7623
 E-mail _____ jsummers@ou.edu

COACHING STAFF

Head Coach _____ Patty Gasso
 Alma Mater, Yr. _____ Long Beach State, '84
 Years Coaching _____ 2008 is 18th season
 Career Record (Pct.) _____ 801-267-2 (.750)
 Years at OU _____ 2008 is 14th season
 Record at OU (Pct.) _____ 639-208-2 (.754)
 Associate Head Coach _____ Melyssa Lombardi
 Assistant Coach _____ Tripp MacKay
 Director of Operations _____ Kaycee Clark

TEAM INFORMATION

2007 Overall Record _____ 55-8
 2007 Big 12 Record _____ 14-4
 2007 Big 12 Regular Season _____ Second
 2007 Postseason _____ Big 12 Tournament Champions
 _____ NCAA Super Regional
 Final 2007 Ranking _____ No. 9
 Letterwinners Returning/Lost _____ 13/6
 Starters Returning/Lost _____ 7/3

MEDIA INFORMATION

Athletics Web Site _____ SoonerSports.com

Local Newspapers:

Norman Transcript _____ normantranscript.com
 The Oklahoman _____ oklahoman.com
 Tulsa World _____ tulsaworld.com

GASSO INKS FIVE FOR 2009

The Oklahoma softball program signed five athletes to National Letters of Intent, announced head coach Patty Gasso on Wednesday. The five-member class is familiar with the Oklahoma program as three of the five are from the Sooner state. Joining the Sooners in the fall of 2008 will be Allee Allen (Buena Park, Calif.), Kirsten Allen (Union, Ken.), Samantha Bachman (Midwest City, Okla.), Karolyne Long (Midwest City, Okla.) and Katie Norris (Stillwater, Okla.).

Allee Allen | P | Buena Park, Calif. | Kennedy High School

Three-year letterwinner at Kennedy High School ... Led Kennedy to the three straight Empire League Championships (2005, 2006, 2007) ... Earned all-tournament honors at the 2007 Canyon Tournament ... Led Kennedy to the CIF-Southern Section championship game ... Named to the 2006 all-tournament squad at the Canyon Tournament ... Played travel ball for the GOLD Worth Firecrackers with current OU freshman Wendy Trott ... Led Firecrackers to back-to-back appearances in the ASA GOLD National title game, including a 2007 National Championship.

Kirstin Allen | P | Union, Kent. | Larry A. Ryle High School

Four-year letterwinner at Larry A. Ryle High School ... Named the 2007 Gatorade Player of the Year in Kentucky ... Holds seven individual Kentucky state high school fastpitch records ... Recorded a state-record 29 shutouts as senior while also recording lowest ERA in a season (0.19) and setting a record with 210 consecutive innings without allowing an earned run ... Also holds state career records in lowest ERA (0.29), perfect games (11) and no hitters (30) ... Two-time first team All-State selection (2006, 2007) ... Led high school squad to four straight district championships, three consecutive regional championships and back-to-back appearances in the state title game (2006 and 2007) ... Named the 2006 State Tournament MVP after leading Larry A. Ryle High School to the 2006 state championship ... Also earned Fastpitch Player of the Year honors by the Kentucky Post three straight years (2005, 2006, 2007) ... Played travel ball for the Louisville Lady Sluggers where she led them to a 17th-place finish at the 18U ASA "A" Nationals in 2007.

Samantha Bachman | P | Midwest City, Okla. | Carl Albert High School

A four-year letterwinner at Carl Albert High School with fellow signee Karolyne Long ... Guided Carl Albert to back-to-back State Championships (2006, 2007) ... Led Carl Albert to four straight regional championships ... Also led Carl Albert to four consecutive Suburban Conference Championships ... Named to the 2007 All-State squad as a pitcher ... Earned first team all-conference as a first baseman during junior campaign ... Collected first Big All-City honors as a first baseman in 2006 ... Named all-conference as a sophomore ... Played travel ball for the Oklahoma Babes with fellow signees Karolyne Long and Katie Norris ... Led Oklahoma Babes to a ninth-place finish at the 2006 Gold National ... Also went to 2007 18U Gold "A" Nationals with Oklahoma Babes ... Also a solid student with a 4.0 GPA and a Valedictorian at Carl Albert High School.

Karolyne Long | INF | Midwest City, Okla. | Carl Albert High School

Teamed with fellow signee to lead Carl Albert High School to back-to-back state 5A state championships in 2006 and 2007 ... Played freshman and sophomore seasons at Midwest City High School where she led the Bombers to the state semifinals in 2005 ... Four-year all-conference selection ... Earned 2007 All-State honors by the Oklahoma Coaches Association ... Named to the Oklahoma Sports High School Association's first team as a senior ... Earned Daily Oklahoman all-city honors as a junior ... Played travel ball for the Oklahoma Babes with fellow signees Samantha Bachman and Katie Norris ... Led Babes to a ninth-place finish in the 2006 ASA Nationals ... Named by Rivals.com as a first team Gold All-Tournament selection in 2006 ... Sister of current OU senior shortstop Savannah Long.

Katie Norris | C | Stillwater, Okla. | Stillwater High School

Four-year all-conference selection at Stillwater H.S. ... Finished career at Stillwater H.S. as the career leader in hits (180), doubles (39), home runs (13) and fielding average (.986) ... Set single season record during senior year with a .466 batting average ... Earned first team All-State honors during senior season ... Named 2007 first-team all-region ... Named the Centennial Conference Offensive Player of the Year in 2007 ... Led Stillwater H.S. to back-to-back appearances in the 6A state tournament (2007, 2006) ... Selected as the Stillwater News Press Softball Player of the Year during junior season after recording a .462 batting average with nine home runs and 39 RBIs in 2006 ... Also selected as Stillwater's team MVP during the 2006 season ... Earned All-State Academic honors as a junior and as a sophomore ... Named Stillwater H.S. Softball Defensive Player of the Year in 2005 ... Played travel ball for Tulsa Eagles Gold and Oklahoma Babes Gold ... Led the Tulsa Eagles to the 18U Gold National Tournament after placing second at the Hall of Fame Qualifier ... Played travel ball on the Oklahoma Babes Gold with current signees Samantha Bachman and Karolyne Long ... Also one of five one of 5 Oklahoma softball players in the state chosen as a Ferguson Jenkins Outstanding Student-Athlete.




2008 NCAA Division I SOFTBALL CHAMPIONSHIP

REGIONALS
May 16-18[^]

SUPER REGIONALS
May 23-24


SUPER REGIONALS
May 23-24



* Host institution
^ Thursday/Friday/Saturday - Alabama & North Carolina. All other sites are Friday/Saturday/Sunday.

#5 LAUREN ECKERMANN

PITCHER | R/R | 5-9 | SENIOR | BRENHAM, TEXAS | TEMPLE JC



2008 HIGHLIGHTS AND NOTES

Second Team All-Big 12 ... First Team Academic All-Big 12 ... First Team Academic All-District ... One of 10 finalists for the Lowe's Senior CLASS Award ... Named to the 2008 Preseason USA Softball National Player of the Year Watch List ... Selected as the 12th pick by the Rockford Thunder in the NPF Draft on Feb. 18 ... Finished second in the conference in ERA with a 1.33 ERA in conference action only ... Tallied three-hit shutout in OU's 8-0 run rule of Texas (4/27) ... Threw complete game win against Oklahoma State (4/23) ... Only gave up five hits and one earned run in OU's 1-0 loss to No. 5 Texas A&M (4/13) ... Earned complete game win in OU's 11-1 victory over Nebraska (3/29) ... Picked up first Big 12 win of the season with an 8-0 shutout of Kansas (3/22) ... Recorded a 3-0 record at the Capital Classic in Sacramento (3/14-16) ... Only allowed one hit in 3.1 innings of work as she earned the win against Colorado State (3/14) ... Threw complete game shutout against Sacramento State after only allowing four hits and zero runs (3/15) ... Made first appearance since Feb. 17 and threw complete-game win against McNeese State (3/8) ... Threw a perfect game against St. Gregory's (2/12) ... It marked the fourth no-hitter of her career and the first perfect game by a Sooner since Jennifer Stewart did it on Feb. 8, 2002 against UT Arlington.

GAME BY GAME

#5 Eckermann, Lauren - 25 appearances (All games)

Date	Opponent	GS	IP	H	R	ER	BB	SO	2B	3B	HR	WP	BK	HBP	IBB	Score	W-L	SV	ERA	
Feb 08, 2008	at UCLA	*	5.0	13	6	5	1	0	3	0	1	0	0	0	0	1-6	0-1	0	7.00	
Feb 09, 2008	at Cal St. Fullerton	*	1.1	4	4	2	0	0	2	1	1	0	0	0	0	2-10	0-2	0	7.74	
Feb 12, 2008	St Gregory's	*	5.0	0	0	0	0	4	0	0	0	0	0	0	0	10-0	1-2	0	4.32	
Feb 15, 2008	vs Northridge	*	7.0	2	1	1	2	11	0	0	0	1	0	1	0	5-1	2-2	0	3.05	
Feb 16, 2008	vs South Carolina	*	6.1	4	1	1	2	4	0	0	1	0	0	1	0	2-1	3-2	0	2.55	
Feb 17, 2008	vs Cal Poly	*	0.1	5	2	2	0	0	1	0	1	0	0	0	0	3-2	3-2	0	3.08	
Mar 08, 2008	McNeese State	*	5.0	4	1	1	0	7	2	0	0	0	0	0	0	9-1	4-2	0	2.80	
Mar 09, 2008	at McNeese State	*	2.0	0	0	0	0	4	0	0	0	0	0	0	0	9-0	4-2	0	2.62	
Mar 13, 2008	at Fresno State	*	1.0	1	0	0	0	0	1	0	0	0	0	0	0	0-1	4-2	0	2.55	
Mar 14, 2008	vs Cal Poly	*	1.1	4	2	2	1	2	0	0	1	0	0	0	0	5-4	4-2	0	2.85	
Mar 14, 2008	vs Colorado State	*	3.1	1	0	0	0	1	0	0	0	0	0	1	0	13-4	5-2	0	2.60	
Mar 15, 2008	Sacramento St.	*	7.0	4	0	0	0	4	1	0	0	0	0	1	0	2-0	6-2	0	2.19	
Mar 16, 2008	vs Princeton	*	7.0	7	3	3	1	8	1	0	1	0	0	0	0	4-3	7-2	0	2.30	
Mar 19, 2008	Missouri State	*	4.1	4	3	3	1	4	0	0	0	0	0	1	0	2-3	7-3	0	2.50	
Mar 22, 2008	Kansas	*	6.0	4	0	0	2	3	0	0	0	0	0	0	0	8-0	8-3	0	2.26	
Mar 26, 2008	Central Arkansas	*	3.0	2	1	1	1	5	0	0	1	0	0	0	0	23-1	9-3	0	2.26	
Mar 29, 2008	at Nebraska-2	*	7.0	6	1	1	1	4	2	0	0	0	0	1	0	11-1	10-3	0	2.14	
Apr 06, 2008	Missouri	*	2.2	3	3	2	1	1	0	0	1	0	0	0	0	4-3	10-3	0	2.25	
Apr 07, 2008	at Arkansas	*	2.1	1	1	1	1	1	1	0	0	0	0	2	0	3-2	10-3	0	2.27	
Apr 13, 2008	at Texas A&M	*	6.0	5	1	1	4	3	2	0	0	0	1	0	1	0-1	10-4	0	2.19	
4-20-2008	at Iowa State	*	4.1	5	1	1	1	5	1	0	1	0	0	0	0	9-1	11-4	0	2.16	
Apr 23, 2008	Oklahoma State	*	7.0	6	1	0	0	5	0	0	0	1	0	1	0	6-1	12-4	0	2.00	
Apr 27, 2008	Texas	*	5.0	3	0	0	0	5	1	0	0	0	0	1	0	8-0	13-4	0	1.90	
Apr 30, 2008	at Baylor-2	*	4.0	4	3	3	1	1	0	1	1	0	0	0	0	9-4	13-4	0	2.03	
May 10, 2008	vs Nebraska	*	1.2	2	2	1	1	1	0	1	0	0	0	0	0	5-6	13-4	0	2.07	
Totals			21	105.0	94	37	31	21	83	18	3	10	2	1	10	1	153-56	13-4	0	2.07

SINGLE GAME BESTS

PITCHING

Innings Pitched _____ Nine
last vs. Texas
March 25, 2007

Strikeouts _____ 12
last vs. Texas Tech
March 22, 2007

Hits Allowed _____ Zero (four times)*
last vs. St. Gregory's
February 12, 2008

*Must be complete game

CAREER STATS

	ERA	W-L	APP	GS	CG	SHO/CBO	SV	IP	H	R	ER	BB	SO	2B	3B	HR	BF	B/AVG	WP	HBP	SFA	SHA
2007	1.66	37-5	48	41	32	12/0	0	274.1	201	81	65	50	259	27	5	17	1078	.204	8	12	5	24
2008	2.07	13-4	25	21	10	4/1	0	105.0	94	37	31	21	83	18	3	10	429	.242	2	10	1	9
TOTAL	1.77	50-9	73	62	42	16/1	0	379.1	295	118	96	71	342	45	8	27	1507	.215	10	22	6	33



#12 SAVANNAH LONG

INFIELD | R/R | 5-8 | SENIOR | MIDWEST CITY, OKLA. | MIDWEST CITY HS



SINGLE GAME BESTS

Runs _____ Three
vs. UCSB
Feb. 8, 2008

Hits _____ Three (eight times)
last vs. Texas
April 26, 2008

Doubles _____ Two (twice)
last vs. UCSB
Feb. 8, 2008

Triples _____ One (three times)
last vs. UMKC
March 10, 2007

RBI _____ Four (four times)
last vs. St. Gregory's
Feb. 12, 2008

Stolen Bases _____ One (20 times)
last vs. Kansas
March 21, 2008

Walks _____ Three
vs. Oklahoma State
May 11, 2006



2008 HIGHLIGHTS AND NOTES

Big 12 Defensive Player of the Year ... First Team All-Big 12 ... First Team Academic All-Big 12 ... Picked as the eighth overall pick by the Philadelphia Force in the 2008 NPF Senior Draft ... Hit 10th home run of the season in OU's 9-1 win over Iowa State (4/20) ... Recorded three RBI and a home run in OU's 6-0 win over Nebraska (3/29) ... Only Sooner to record a hit against Team USA in the 2-0 loss (3/25) ... Recorded a perfect 3-for-3 outing with a solo home run in OU's 8-0 run-rule win over Kansas (3/22) ... Was hit by a pitch with bases loaded against Princeton in the sixth inning to bring the game-winning run across the plate (3/16) ... Recorded two doubles and a .500 batting average at the OU Worth Invitational ... Went 2-for-3 against Tulsa (3/5) ... Recorded a .444 clip in the OU Residence Inn Invitational ... Pounded solo home run against North Texas that hit the top of the scoreboard in left field (3/2) ... Hit key three-run homer against Tulsa that led to an eventual 8-0 run rule win (2/27) ... One of three Sooners to hit two home runs each against in OU's record-setting win against Pacific (2/22) ... Hit .500 with four doubles in opening-weekend tournament at UCLA ... Scored a career-high three runs against UCSB (2/8) ... Her first homer of the year was a walk-off grand slam beat St. Gregory's 10-0 and end the game in a run rule (2/12).

GAME BY GAME

Date	Opponent	GS	AB	R	H	RBI	2B	3B	HR	BB	IBB	SB	CS	HBP	SAC	SF	GDP	K	PO	A	E	Avg	
Feb 08, 2008	at UCLA	*	2	0	1	1	1	0	0	0	0	0	0	1	0	0	0	1	1	3	0	.500	
Feb 08, 2008	vs UCSB	*	3	3	2	2	2	0	0	0	0	0	0	1	0	0	0	0	3	1	0	.600	
Feb 09, 2008	vs Nevada	*	2	0	1	0	0	0	0	0	0	1	0	1	0	0	0	0	2	1	0	.571	
Feb 09, 2008	at Cal St. Fullerton	*	2	0	1	0	0	0	0	0	0	0	0	0	0	0	0	1	1	1	0	.556	
Feb 10, 2008	UCLA	*	3	2	1	0	1	0	0	0	0	0	0	1	0	0	0	0	0	3	0	.500	
Feb 12, 2008	St Gregory's	*	4	2	2	4	1	0	1	0	0	0	0	0	0	0	0	0	2	0	0	.500	
Feb 15, 2008	vs BYU	*	4	2	1	0	1	0	0	1	0	0	0	0	0	0	0	2	0	0	0	.450	
Feb 15, 2008	vs Northridge	*	3	0	0	0	0	0	0	0	0	0	0	0	0	0	0	1	1	0	0	.391	
Feb 16, 2008	vs South Carolina	*	3	0	0	0	0	0	0	0	0	0	0	0	0	0	0	1	3	0	0	.346	
Feb 16, 2008	vs Illinois	*	3	0	1	0	0	0	1	0	0	0	1	0	0	0	0	1	2	0	0	.345	
Feb 17, 2008	vs Cal Poly	*	2	0	0	0	0	0	1	0	0	0	0	0	0	0	0	0	4	1	0	.323	
Feb 22, 2008	vs Stanford	*	4	1	1	1	0	0	1	0	0	0	0	0	0	0	0	2	1	2	0	.314	
Feb 22, 2008	vs Pacific	*	3	2	3	3	0	0	2	0	0	0	0	0	0	0	0	0	6	2		.368	
Feb 23, 2008	vs Oregon	*	4	0	1	0	0	0	0	0	0	1	0	0	0	0	0	1	1	1	0	.357	
Feb 23, 2008	vs San Diego State	*	3	0	0	0	0	0	0	0	0	0	0	0	0	0	0	1	2	1	0	.333	
Feb 24, 2008	vs Georgia	*	3	0	0	0	0	0	0	0	0	0	0	0	0	0	0	1	3	1	0	.312	
Feb 27, 2008	Tulsa	*	2	2	1	3	0	0	1	1	0	0	0	1	0	0	0	1	1	3	0	.320	
Mar. 1, 2008	North Texas	*	2	2	0	0	0	0	0	0	0	1	0	1	0	0	0	0	4	0	0	.308	
Mar 01, 2008	at Memphis	*	3	1	1	0	0	0	1	0	0	0	0	0	0	0	0	1	1	1	0	.309	
Mar 02, 2008	Memphis	*	2	3	2	0	0	0	0	0	0	1	0	1	0	0	0	0	2	2	0	.333	
Mar 02, 2008	at North Texas	*	2	1	1	1	0	0	1	0	0	0	0	1	1	0	0	0	1	4	0	.339	
Mar 05, 2008	at Tulsa	*	3	0	2	0	1	0	0	1	0	0	1	0	0	0	0	4	2	0	0	.355	
Mar 08, 2008	McNeese State	*	4	2	3	1	1	0	0	0	0	0	0	0	0	0	0	2	0	0	0	.379	
Mar 08, 2008	at Drake	*	2	2	0	0	0	0	1	0	0	0	1	0	0	0	0	1	0	3	0	.368	
Mar 09, 2008	Drake	*	2	2	1	0	0	0	0	0	0	0	0	1	0	0	0	0	1	1	0	.371	
Mar 09, 2008	at McNeese State	*	2	2	1	3	1	0	0	1	0	0	0	0	0	0	0	0	0	0	0	.375	
Mar 13, 2008	at Fresno State	*	3	0	1	0	1	0	0	0	0	0	0	0	0	0	0	2	0	2	0	.373	
Mar 14, 2008	vs Cal Poly	*	4	2	1	0	0	0	0	0	0	0	0	0	0	0	0	1	1	0	0	.367	
Mar 14, 2008	vs Colorado State	*	3	1	0	0	0	0	1	0	0	0	0	0	0	0	0	0	1	0	0	.354	
Mar 15, 2008	Sacramento St.	*	2	0	1	0	0	0	0	0	0	0	1	1	0	0	0	0	4	3	0	.357	
Mar 15, 2008	vs California	*	4	0	0	0	0	0	0	0	0	0	0	0	0	0	0	1	1	1	0	.341	
Mar 16, 2008	vs Princeton	*	3	0	2	1	0	0	0	0	0	0	0	1	0	0	0	0	1	2	1	.352	
Mar 19, 2008	Missouri State	*	3	0	0	0	0	0	0	0	0	0	0	0	0	0	0	0	4	2	0	.340	
Mar 21, 2008	Kansas	*	2	1	1	0	0	0	0	0	0	0	0	0	2	0	0	0	2	2	0	.344	
Mar 22, 2008	Kansas	*	3	2	3	1	0	0	1	0	0	1	0	1	0	0	0	0	4	1	0	.364	
Mar 26, 2008	Central Arkansas	*	3	1	3	1	0	0	0	0	0	0	1	0	0	0	0	0	1	1	0	.382	
Mar 29, 2008	at Nebraska-1	*	4	1	2	3	1	0	1	0	0	0	0	0	0	0	0	2	0	1	0	.387	
Mar 29, 2008	at Nebraska-2	*	4	1	2	1	0	0	1	0	0	0	0	1	0	0	0	0	4	0	0	.391	
Apr 05, 2008	Missouri	*	3	0	0	0	0	0	0	0	0	0	0	0	0	0	0	0	1	0	0	.381	
Apr 06, 2008	Missouri	*	2	1	0	0	0	0	0	0	0	0	0	1	0	0	0	0	1	1	1	.374	
Apr 07, 2008	at Arkansas-1	*	3	0	0	0	0	0	0	0	0	0	0	0	1	0	0	0	1	2	3	.364	
Apr 07, 2008	at Arkansas	*	3	1	1	0	0	0	0	0	0	0	0	0	0	0	0	0	4	3	0	.364	
Apr 10, 2008	Texas Tech-1	*	5	0	1	0	0	0	0	0	0	0	0	0	0	0	0	0	0	3	0	.357	
Apr 10, 2008	Texas Tech-2	*	4	1	3	1	1	0	0	0	0	1	0	0	0	0	0	0	1	2	0	.369	
Apr 12, 2008	at Texas A&M	*	2	1	0	0	0	0	1	0	0	0	0	1	0	0	0	1	2	1	0	.364	
Apr 13, 2008	at Texas A&M	*	2	0	0	0	0	0	0	0	0	1	0	1	0	0	0	1	3	2	0	.358	
4-19-2008	at Iowa State	*	3	0	0	0	0	0	0	0	0	0	0	0	1	0	0	0	2	1	0	.350	
4-20-2008	at Iowa State	*	3	1	2	3	0	0	1	1	0	0	0	0	0	0	0	0	1	0	0	.357	
Apr 22, 2008	at Oklahoma State	*	2	0	0	0	0	0	0	1	0	0	0	0	1	0	0	0	1	3	0	.352	
Apr 23, 2008	Oklahoma State	*	3	0	1	0	0	0	0	0	0	0	0	0	0	0	0	0	1	3	0	.352	
Apr 26, 2008	Texas	*	4	1	3	0	0	0	0	0	0	0	0	0	0	0	0	0	0	3	0	.362	
Apr 27, 2008	Texas	*	3	1	1	2	0	0	0	0	0	0	0	0	0	0	0	1	1	0	0	.362	
Apr 30, 2008	at Baylor-1	*	1	1	0	0	0	0	0	0	0	1	0	2	0	0	0	0	0	3	0	.359	
Apr 30, 2008	at Baylor-2	*	4	0	1	0	1	0	0	0	0	0	1	2	0	0	0	1	3	1	1	.357	
May 10, 2008	vs Nebraska	*	2	0	1	0	0	0	0	1	0	0	0	1	0	0	0	1	0	1	0	.358	
Totals			55	159	46	57	32	13	0	10	13	0	8	5	22	6	0	0	29	84	85	4	.358

CAREER STATS

	AVG	GP-GS	AB	R	H	2B	3B	HR	RBI	TB	SLG%	BB	HBP	SO	OB%	SF	SH	SB-ATT
2005	.208	65-58	53	9	11	3	0	2	5	20	.377	1	2	11	.250	0	1	1-1
2006	.297	62-62	172	20	51	12	2	7	40	88	.512	19	8	35	.390	1	3	7-7
2007	.213	62-61	150	36	32	3	1	3	28	55	.367	19	14	40	.355	0	10	7-11
2008	.358	55-55	159	46	57	13	0	10	32	100	.629	13	22	29	.474	0	6	8-13
TOTAL	.283	244-236	534	111	151	31	3	25	105	263	.493	52	46	115	.393	1	20	23-32

#23 SUSAN OGDEN

OF/C | R/R | 5-8 | SENIOR | SHERMAN, TEXAS | SHERMAN HS



2008 HIGHLIGHTS AND NOTES

Second Team All-Big 12 ... Picked as the 18th overall pick by the Akron Racers in the NPF Senior Draft ... Currently on nine-game hit streak ... Added four RBIs in Texas series ... Hit 10th homer of the season against Iowa State (4/20) ... Recorded two of OU's four hits in Oklahoma's 4-2 loss to No. 5 Texas A&M (4/12) ... Ripped three-run homer in OU's 8-3 win over Texas Tech (4/10) ... Hit key two-run homer in OU's 6-0 win over Nebraska (3/29) ... Recorded grand slam and six RBI in OU's 23-1 win over Central Arkansas (3/26) ... Hit walk-off RBI single against Kansas with the bases loaded to beat Kansas, 3-2 (3/21) ... Also recorded two-RBI double against Kansas to end game in an 8-0 run rule (3/22) ... Plays right field but also plays backup to catcher Lindsey Vandever ... One of three Sooners to hit a home run against Colorado State (3/14) ... Caught fire at the OU Residence Inn Invitational as she hit .444 with two home runs and four RBI ... Hit home runs in back-to-back games against Memphis and North Texas (3/2) ... Hit game-winning home run in OU's 1-0 win over No. 25 San Diego State (2/23) ... Hit .333 in the UNLV Desert Classic with a home run and a .889 slugging percentage.

GAME BY GAME

#23 Ogden, Susan - 55 games (All games)

Date	Opponent	GS	AB	R	H	RBI	2B	3B	HR	BB	IBB	SB	CS	HBP	SAC	SF	GDP	K	PO	A	E	Avg	
Feb 08, 2008	at UCLA	*	1	0	0	0	0	0	0	1	0	0	0	1	0	0	0	1	0	0	0	.000	
Feb 08, 2008	vs UCSB	*	4	1	2	3	1	0	0	0	0	0	0	0	0	0	0	0	0	0	0	.400	
Feb 09, 2008	vs Nevada	*	3	0	0	0	0	0	0	0	0	0	0	0	0	0	0	0	0	0	0	.250	
Feb 09, 2008	at Cal St. Fullerton	*	3	0	0	0	0	0	0	0	0	0	0	0	0	0	0	0	1	0	0	.182	
Feb 10, 2008	UCLA	*	3	0	1	1	1	0	0	0	0	0	0	0	0	0	0	2	1	0	0	.214	
Feb 12, 2008	St Gregorys	*	2	1	1	0	0	0	0	1	0	0	0	0	0	0	0	0	1	0	0	.250	
Feb 15, 2008	vs BYU	*	2	1	1	2	0	0	1	2	0	0	0	0	0	0	0	1	0	0	0	.278	
Feb 15, 2008	vs Northridge	*	1	0	0	0	0	0	0	1	0	0	0	0	1	0	0	1	1	0	0	.263	
Feb 16, 2008	vs South Carolina	*	2	0	2	0	2	0	1	0	0	0	0	0	0	0	0	0	0	0	0	.333	
Feb 16, 2008	vs Illinois	*	2	0	0	0	0	0	0	1	0	0	0	0	0	0	0	1	0	0	0	.304	
Feb 17, 2008	vs Cal Poly	*	2	0	0	0	0	0	0	1	0	0	0	0	0	0	0	2	2	0	0	.280	
Feb 22, 2008	vs Stanford	*	2	0	1	0	0	0	0	0	0	0	0	1	0	0	0	1	2	0	0	.296	
Feb 22, 2008	vs Pacific	*	3	0	0	0	0	0	0	0	0	0	0	0	0	0	0	2	1	0	0	.267	
Feb 23, 2008	vs Oregon	*	3	0	0	0	0	0	0	0	0	0	0	0	0	0	0	0	0	0	0	.242	
Feb 23, 2008	vs San Diego State	*	2	1	1	1	0	0	1	0	0	0	0	0	0	0	0	0	0	0	0	.257	
Feb 24, 2008	vs Georgia	*	2	0	0	0	0	0	0	0	0	0	0	0	0	0	0	1	0	0	0	.243	
Feb 27, 2008	Tulsa	*	2	0	0	1	0	0	0	1	0	0	0	0	0	0	0	0	0	0	0	.231	
Mar. 1, 2008	North Texas	*	2	0	0	0	0	0	0	0	0	0	0	0	0	0	0	0	0	0	0	.220	
Mar 01, 2008	at Memphis	*	2	0	0	0	0	0	0	1	0	0	0	0	0	0	0	1	0	0	0	.209	
Mar 02, 2008	Memphis	*	2	1	2	2	0	0	1	1	0	0	0	0	0	0	0	0	0	0	0	.244	
Mar 02, 2008	at North Texas	*	3	1	2	2	0	1	0	0	0	0	0	0	0	0	0	0	0	0	0	.271	
Mar 05, 2008	at Tulsa	*	3	0	1	0	0	0	0	1	0	0	0	0	0	0	0	2	1	0	0	.275	
Mar 08, 2008	McNeese State	*	3	0	0	0	0	0	0	0	0	0	0	0	0	0	0	1	0	0	0	.259	
Mar 08, 2008	at Drake	*	2	0	0	0	0	0	0	0	0	0	0	0	0	0	0	0	0	0	0	.250	
Mar 09, 2008	Drake	*	1	1	1	0	1	0	0	1	0	0	0	0	0	0	0	0	0	0	0	.263	
Mar 09, 2008	at McNeese State	*	1	1	1	1	0	0	1	1	0	0	0	0	0	0	0	0	0	0	0	.276	
Mar 13, 2008	at Fresno State	*	3	0	0	0	0	0	0	0	0	0	0	0	0	0	0	0	0	0	0	.262	
Mar 14, 2008	vs Cal Poly	*	3	0	0	0	0	0	0	0	0	0	0	0	0	0	0	0	0	0	0	.250	
Mar 14, 2008	vs Colorado State	*	2	1	1	3	0	0	1	2	0	0	0	0	0	0	0	0	0	0	0	.258	
Mar 15, 2008	Sacramento St.	*	2	0	0	0	0	0	0	1	0	0	0	0	0	0	0	2	1	0	0	.250	
Mar 15, 2008	vs California	*	3	0	0	0	0	0	0	0	0	0	0	0	0	0	0	1	0	0	0	.239	
Mar 16, 2008	vs Princeton	*	3	0	2	0	0	0	0	0	0	0	0	0	0	0	0	0	1	0	0	.257	
Mar 19, 2008	Missouri State	*	2	0	1	1	0	0	0	0	0	0	0	0	0	0	1	0	0	0	0	.263	
Mar 21, 2008	Kansas	*	4	0	1	1	0	0	0	0	0	0	0	0	0	0	0	0	1	0	0	.262	
Mar 22, 2008	Kansas	*	4	0	1	2	1	0	0	0	0	0	0	0	0	0	0	0	1	0	0	.262	
Mar 26, 2008	Central Arkansas	*	5	2	3	6	0	0	1	0	0	0	0	0	0	0	0	1	1	1	1	.281	
Mar 29, 2008	at Nebraska-1	*	3	1	1	2	0	0	1	0	0	0	0	0	0	0	0	1	1	0	0	.283	
Mar 29, 2008	at Nebraska-2	*	3	0	0	0	0	0	0	0	0	0	0	0	0	0	0	2	0	0	0	.274	
Apr 05, 2008	Missouri	*	2	1	1	1	1	0	0	1	0	0	0	0	0	0	0	4	1	0	0	.278	
Apr 06, 2008	Missouri	*	3	0	1	0	0	0	0	1	0	0	0	0	0	0	0	1	7	0	0	.280	
Apr 07, 2008	at Arkansas-1	*	3	0	0	0	0	0	0	0	0	0	0	0	0	0	0	0	0	0	0	.272	
Apr 07, 2008	at Arkansas	*	2	0	0	0	0	0	0	0	0	0	0	1	0	0	0	0	0	0	0	.267	
Apr 10, 2008	Texas Tech-1	*	5	0	1	0	0	0	0	0	0	0	0	0	0	0	0	0	1	0	0	.264	
Apr 10, 2008	Texas Tech-2	*	3	1	1	3	0	0	1	0	0	0	0	0	0	0	0	1	0	0	0	.265	
Apr 12, 2008	at Texas A&M	*	3	1	2	0	0	0	0	0	0	0	0	0	0	0	0	1	0	0	0	.276	
Apr 13, 2008	at Texas A&M	*	3	0	0	0	0	0	0	0	0	0	0	0	0	0	0	0	0	0	0	.269	
4-19-2008	at Iowa State	*	4	1	1	1	1	0	0	0	0	0	0	0	0	0	0	0	1	1	0	.268	
4-20-2008	at Iowa State	*	3	1	1	2	0	0	1	0	0	0	0	0	0	0	0	0	0	0	0	.270	
Apr 22, 2008	at Oklahoma State	*	4	1	2	0	0	0	0	0	0	1	0	0	0	0	0	0	0	0	0	.277	
Apr 23, 2008	Oklahoma State	*	3	0	1	0	0	0	0	0	0	0	0	0	0	0	0	0	0	0	0	.278	
Apr 26, 2008	Texas	*	4	1	2	3	0	0	1	0	0	0	0	0	0	0	0	2	1	0	0	.285	
Apr 27, 2008	Texas	*	3	1	2	1	0	0	0	0	0	0	0	0	0	0	0	1	0	0	0	.293	
Apr 30, 2008	at Baylor-1	*	4	0	1	0	0	0	0	0	0	0	0	0	0	0	0	0	0	0	0	.292	
Apr 30, 2008	at Baylor-2	*	6	2	1	1	1	0	0	0	0	0	0	0	0	0	0	0	0	0	0	.287	
May 10, 2008	vs Nebraska	*	3	0	1	1	0	0	0	0	0	0	0	0	0	0	1	0	0	0	0	.288	
Totals			55	153	22	44	41	9	1	11	19	0	1	0	1	3	2	0	28	30	4	1	.288

SINGLE GAME BESTS

Runs _____ Three (twice)
last vs. Valparaiso
March 10, 2005

Hits _____ Three (five times)
last vs. Texas
April 26, 2008

Total Bases _____ Six
vs. Birmingham-Southern
Feb. 18, 2007

RBI _____ Six
vs. Central Arkansas
March 26, 2008

Walks _____ Two (four times)
last vs. BYU
Feb. 15, 2008



CAREER STATS

	AVG	GP-GS	AB	R	H	2B	3B	HR	RBI	TB	SLG%	BB	HBP	SO	OB%	SF	SH	SB-ATT
2005	.217	19-3	23	3	5	0	0	0	1	5	.217	2	0	5	.280	0	0	0-0
2006	.266	51-37	109	12	29	4	0	1	14	36	.330	12	4	27	.360	0	0	0-0
2007	.381	56-51	147	26	56	10	0	3	36	75	.510	24	2	22	.474	0	6	0-0
2008	.288	55-55	153	22	44	9	1	11	41	88	.575	19	1	28	.366	2	3	1-1
TOTAL	.310	181-146	432	63	134	23	1	15	92	204	.472	57	7	82	.398	2	9	1-1

#2 JADYN SMITH

PITCHER | R/R | 5-8 | SENIOR | NEWCASTLE, OKLA. | NEWCASTLE HS



2008 HIGHLIGHTS AND NOTES

Mainly used as a pitcher in relief ... Took loss in Big 12 Championship against Nebraska as she gave up three runs in 1.1 innings of work (5/10) ... Pitched a career-high seven innings and took 8-3 win over Texas Tech (4/10) ... Earned win against McNeese State after only allowing one hit in first three innings of the run rule (3/9) ... Was solid in relief at the OU Residence Inn Invitational where she recorded a perfect 0.00 ERA and only allowed four hits in six complete innings of relief ... Made two appearances in Palm Springs Classic where she owned a 0.81 ERA ... Earned first win of the year against Pacific as she came in for relief of starter Morgan Hudsonpillar and pitched the final 4.1 innings without allowing an earned run (2/22) ... Also had solid performance in 1-0 loss to Oregon as she only gave up three hits in 4.1 innings (2/23) ... Solid against in relief against No. 21 Cal State Fullerton as she only allowed two hits and no runs while striking out three in 2.1 innings of work.

GAME BY GAME

#2 Smith, Jadyn - 20 appearances (All games)

Date	Opponent	GS	IP	H	R	ER	BB	SO	2B	3B	HR	WP	BK	HBP	IBB	Score	W-L	SV	ERA
Feb 08, 2008	vs UCSB		1.0	1	0	0	0	0	0	0	0	0	0	0	0	12-1	0-0	0	0.00
Feb 09, 2008	at Cal St. Fullerton		2.1	2	1	0	0	3	1	0	0	1	0	0	0	2-10	0-0	0	0.00
Feb 22, 2008	vs Pacific		4.1	5	2	0	0	3	0	0	0	0	0	0	0	14-5	1-0	0	0.00
Feb 23, 2008	vs Oregon	*	4.1	3	1	1	0	1	0	0	1	0	0	0	0	0-1	1-1	0	0.58
Mar. 1, 2008	North Texas		2.0	3	0	0	0	2	0	0	0	0	0	0	0	9-0	1-1	0	0.50
Mar 01, 2008	at Memphis		2.0	1	0	0	0	2	0	0	0	1	0	0	0	17-0	1-1	0	0.44
Mar 02, 2008	Memphis		2.0	0	0	0	1	1	0	0	0	0	0	0	0	10-0	1-1	0	0.39
Mar 05, 2008	at Tulsa		1.2	2	2	0	1	3	1	0	0	0	0	0	0	3-5	1-1	0	0.36
Mar 09, 2008	at McNeese State	*	3.0	1	0	0	1	5	0	0	0	0	0	0	0	9-0	2-1	0	0.31
Mar 13, 2008	at Fresno State		2.0	4	1	1	1	0	0	0	0	0	0	0	0	0-1	2-2	0	0.57
Mar 14, 2008	vs Cal Poly		1.2	2	0	0	1	1	0	0	0	1	0	1	0	5-4	2-2	0	0.53
Mar 14, 2008	vs Colorado State		0.2	3	3	3	0	0	0	0	2	0	0	0	0	13-4	2-2	0	1.30
Mar 19, 2008	Missouri State		0.2	2	0	0	0	1	0	0	0	0	0	0	0	2-3	2-2	0	1.27
Mar 26, 2008	Central Arkansas		2.0	1	0	0	0	2	0	0	0	0	0	0	0	23-1	2-2	0	1.18
Apr 07, 2008	at Arkansas-1		2.0	0	0	0	0	0	0	0	0	0	0	0	0	2-3	2-2	0	1.11
Apr 07, 2008	at Arkansas		1.2	3	1	1	1	0	0	0	1	1	0	0	0	3-2	2-2	0	1.26
Apr 10, 2008	Texas Tech-2	*	7.0	5	3	2	0	5	0	0	1	1	0	1	0	8-3	3-2	0	1.39
Apr 12, 2008	at Texas A&M		2.0	3	0	0	1	1	0	0	0	0	0	0	0	2-4	3-2	0	1.32
4-20-2008	at Iowa State		2.2	3	0	0	0	4	0	0	0	0	0	0	0	9-1	3-2	0	1.24
May 10, 2008	vs Nebraska		1.1	2	3	3	1	0	1	0	0	0	0	1	0	5-6	3-3	0	1.66
Totals		3	46.1	46	17	11	8	34	3	0	5	5	0	3	0	148-54	3-3	0	1.66

SINGLE GAME BESTS

Strikeouts _____ Five (twice)
last vs. Texas Tech
April 10, 2008

Hits Allowed _____ Zero*
vs. Minnesota
Feb. 17, 2007

Innings Pitched _____ 7.0
vs. Texas Tech
April 10, 2008

Walks Allowed _____ 0 (five times)*
last vs. vs. Texas Tech
April 10, 2008

*Must pitch at least three innings



CAREER STATS

	ERA	W-L	APP	GS	CG	SHO/CBO	SV	IP	H	R	ER	BB	SO	2B	3B	HR	BF	B/AVG	WP	HBP	SFA	SHA
2005	1.35	3-1	16	4	0	0/4	0	31.0	27	11	6	5	27	4	0	1	133	.221	2	4	0	2
2006	4.26	2-0	13	1	1	0/2	0	23.0	33	17	14	2	18	3	1	4	103	.327	1	0	0	0
2007	1.40	1-0	8	1	0	0/2	1	10.0	10	3	2	1	2	2	0	0	43	.270	0	1	0	4
2008	1.66	3-3	20	3	1	0/4	0	46.1	46	17	11	8	34	3	0	5	204	.241	5	3	1	1
TOTAL	2.09	9-4	57	9	2	0/12	1	110.1	116	48	33	16	81	12	1	10	483	.257	8	8	1	7

#43 TRACI DICKENSON

2B | R/R | 5-4 | JUNIOR | PLACENTIA, CALIF. | EL DORADO HS



SINGLE GAME BESTS

Runs _____ Four
last vs. Pacific
Feb. 22, 2008

Hits _____ Four
vs. Utah Valley State
March 11, 2006

Doubles _____ One (20 times)
last vs. Texas Tech
April 10, 2008

Triples _____ One
vs. Cal Poly
Feb. 17, 2008

Total Bases _____ 10
last vs. Pacific
Feb. 22, 2008

RBI _____ Six
vs. Memphis
March 1, 2008

Walks _____ Three
vs. BYU
Feb. 15, 2008



2008 HIGHLIGHTS AND NOTES

Recorded two RBI in OU's 8-0 run rule over Missouri (4/5) ... OU's top performer at the Capital Classic (3/14-16) where she recorded three home runs and six RBI ... Hit two-run homer with two outs in the sixth inning to tie the game against Cal Poly as OU went on to win in extra innings (3/14) ... Hit another key home run against Princeton in the sixth to tie the game up as OU went on to win 4-3 (4/16) ... Hit .429 in the Palm Springs Classic ... Stayed hot at OU Residence Inn Invitational where she recorded a .455 batting average with a home run and six RBI ... Recorded career performance against Memphis as she went 3-for-3 with six RBI (3/1) ... One of three Sooners to record two home runs each in OU's record-setting win over Pacific where she went 3-for-3 with four RBI (2/22) ... Hit game-winning home run against Nevada to lead OU to a 1-0 victory (2/9) ... Caught fire at the UNLV Desert Classic where she hit .500 and posted a 1.000 slugging percentage and a .688 on-base percentage while notching five RBI.

GAME BY GAME

#43 Dickenson, Traci - 47 games (All games)

Date	Opponent	GS	AB	R	H	RBI	2B	3B	HR	BB	IBB	SB	CS	HBP	SAC	SF	GDP	K	PO	A	E	Avg	
Feb 08, 2008	at UCLA	*	2	1	0	0	0	0	0	0	0	0	0	1	0	0	0	1	1	2	0	.000	
Feb 08, 2008	vs UCSB	*	1	1	0	0	0	0	2	0	0	0	0	0	0	0	0	0	1	1	0	.000	
Feb 09, 2008	vs Nevada	*	3	1	3	1	0	0	1	0	0	0	0	0	0	0	0	0	0	1	0	.500	
Feb 09, 2008	at Cal St. Fullerton	*	2	0	1	0	0	0	0	0	0	0	0	0	0	0	0	1	0	1	0	.500	
Feb 10, 2008	UCLA	*	2	0	0	0	0	0	0	0	0	0	1	0	0	0	0	1	0	0	0	.400	
Feb 12, 2008	St Gregorys	*	1	2	1	1	1	0	0	2	0	0	0	0	0	0	0	0	1	2	0	.455	
Feb 15, 2008	vs BYU	*	1	0	1	3	1	0	0	3	0	0	0	0	0	0	0	0	1	1	0	.500	
Feb 15, 2008	vs Northridge	*	2	1	1	1	1	0	0	1	0	0	0	0	0	0	0	0	2	1	0	.500	
Feb 16, 2008	vs South Carolina	*	1	0	0	0	0	0	0	2	0	0	0	0	0	0	0	0	5	0	0	.467	
Feb 16, 2008	vs Illinois	*	3	1	2	1	1	0	0	0	0	0	0	0	0	0	0	0	0	2	0	.500	
Feb 17, 2008	vs Cal Poly	*	3	1	1	0	0	1	0	0	0	0	0	0	0	0	0	0	4	0	0	.476	
Feb 22, 2008	vs Stanford	*	2	0	0	0	0	0	0	0	0	0	1	0	0	0	1	2	1	0	0	.435	
Feb 22, 2008	vs Pacific	*	3	4	3	4	1	0	2	1	0	0	0	0	0	0	0	0	4	1	0	.500	
Feb 23, 2008	vs Oregon	*	4	0	1	0	0	0	0	0	0	0	0	0	0	0	0	1	0	3	1	.467	
Feb 23, 2008	vs San Diego State	*	2	0	1	0	0	0	0	0	0	0	0	0	0	0	0	0	2	3	0	.469	
Feb 24, 2008	vs Georgia	*	3	1	1	1	0	0	0	0	0	0	0	0	0	0	0	0	4	1	0	.457	
Feb 27, 2008	Tulsa	*	2	0	0	0	0	0	0	2	0	0	0	0	0	0	0	0	1	1	0	.432	
Mar. 1, 2008	North Texas	*	2	0	0	0	0	0	0	0	0	0	1	0	0	0	0	0	2	1	1	.410	
Mar 01, 2008	at Memphis	*	3	3	3	6	0	0	1	0	0	0	1	0	0	0	0	3	2	0	0	.452	
Mar 02, 2008	Memphis	*	3	0	1	0	0	0	0	0	0	0	1	0	0	0	0	0	0	0	0	.444	
Mar 02, 2008	at North Texas	*	3	1	1	0	1	0	0	0	0	0	1	0	0	0	0	2	2	0	0	.438	
Mar 05, 2008	at Tulsa	*	3	0	0	0	0	0	1	0	0	0	0	0	0	0	1	1	2	0	0	.412	
Mar 08, 2008	McNeese State	*	3	2	1	0	0	0	1	0	0	0	0	0	0	0	0	1	1	0	0	.407	
Mar 08, 2008	at Drake	*	4	1	1	0	1	0	0	0	0	0	0	0	0	0	1	2	1	0	0	.397	
Mar 09, 2008	Drake	*	3	0	0	0	0	0	0	0	0	0	1	0	0	0	0	1	1	0	0	.377	
Mar 09, 2008	at McNeese State	*	2	1	0	0	0	0	1	0	0	0	0	0	0	0	0	1	2	0	0	.365	
Mar 13, 2008	at Fresno State	*	3	0	0	0	0	0	0	0	0	0	0	0	0	0	1	5	2	0	0	.348	
Mar 14, 2008	vs Cal Poly	*	3	1	1	2	0	0	1	0	0	0	0	0	0	0	0	0	4	3	1	.348	
Mar 14, 2008	vs Colorado State	*	3	3	2	3	0	0	1	1	0	0	0	0	0	0	0	0	4	1	0	.361	
Mar 15, 2008	Sacramento St.	*	2	0	1	0	0	0	0	0	0	0	1	0	0	0	0	5	1	0	0	.365	
Mar 15, 2008	vs California	*	1	0	0	0	0	0	2	0	0	0	0	0	0	0	0	1	0	0	0	.360	
Mar 16, 2008	vs Princeton	*	2	1	1	1	0	0	1	1	0	0	0	0	0	0	0	1	3	0	0	.364	
Mar 19, 2008	Missouri State	*	1	1	0	0	0	0	0	1	0	0	1	0	0	0	0	0	0	3	0	.359	
Mar 21, 2008	Kansas	*	4	0	1	1	0	0	0	0	0	0	0	0	0	0	0	6	4	0	0	.354	
Mar 22, 2008	Kansas	*	3	2	1	0	0	0	1	0	1	0	0	0	0	0	0	3	1	0	0	.353	
Mar 26, 2008	Central Arkansas	*	2	1	2	3	2	0	0	1	0	0	0	0	0	0	0	0	0	0	0	.368	
Mar 29, 2008	at Nebraska-1	*	4	0	1	0	0	0	0	0	0	0	0	0	0	0	0	4	2	0	0	.363	
Mar 29, 2008	at Nebraska-2	*	3	1	0	1	0	0	0	2	0	0	0	0	0	0	0	2	0	0	0	.351	
Apr 05, 2008	Missouri	*	3	1	1	2	0	0	1	0	0	0	0	0	0	0	0	2	0	0	0	.351	
Apr 06, 2008	Missouri	*	3	0	0	0	0	0	0	0	0	0	0	0	0	0	0	0	3	0	0	.340	
Apr 07, 2008	at Arkansas-1	*	3	0	1	0	0	0	0	0	0	0	0	0	0	0	0	1	0	4	0	.340	
Apr 07, 2008	at Arkansas	*	3	0	2	1	0	0	0	0	0	0	0	0	0	0	1	4	1	0	0	.349	
Apr 10, 2008	Texas Tech-1	*	4	2	0	0	0	0	1	0	0	0	0	0	0	0	0	1	5	0	0	.336	
Apr 10, 2008	Texas Tech-2	*	3	1	1	1	1	0	0	1	0	0	0	0	0	0	1	3	0	1	0	.336	
Apr 12, 2008	at Texas A&M	*	2	0	0	0	0	0	0	0	0	0	0	0	0	0	2	1	0	0	0	.330	
Apr 13, 2008	at Texas A&M	*	3	0	0	0	0	0	0	0	0	0	0	0	0	0	1	2	0	0	0	.322	
Apr 22, 2008	at Oklahoma State	*	1	0	1	0	0	0	0	0	0	1	0	0	0	0	0	0	0	0	0	.328	
Totals			47	119	35	39	33	10	1	8	27	0	2	1	7	2	0	0	17	91	61	4	.328

CAREER STATS

	AVG	GP-GS	AB	R	H	2B	3B	HR	RBI	TB	SLG%	BB	HBP	SO	OB%	SF	SH	SB-ATT
2006	.267	61-60	135	28	36	7	0	6	17	61	.452	9	11	30	.361	0	5	4-4
2007	.298	63-63	151	40	45	10	0	14	51	97	.642	14	7	20	.377	3	5	7-9
2008	.328	47-47	119	35	39	10	1	8	33	75	.630	27	7	17	.477	0	2	2-3
TOTAL	.296	171-170	405	103	120	27	1	28	101	233	.575	50	25	67	.404	3	12	13-16

#24 JEANNIE DOUGLAS

OUTFIELD | L/R | 5-4 | JUNIOR | CHANDLER, OKLA. | CHANDLER HS



2008 HIGHLIGHTS AND NOTES

Serves mainly as a pinch runner or subs in the outfield.

GAME BY GAME

#24 Douglas, Jeannie - 18 games (All games)

Date	Opponent	GS	AB	R	H	RBI	2B	3B	HR	BB	IBB	SB	CS	HBP	SAC	SF	GDP	K	PO	A	E	Avg	
Feb 08, 2008	vs UCSB	1	0	0	0	0	0	0	0	0	0	0	0	0	0	0	0	0	0	0	0	0	.000
Feb 12, 2008	St Gregorys	0	0	0	0	0	0	0	0	0	0	0	0	0	0	0	0	0	0	0	0	0	.000
Feb 16, 2008	vs South Carolina	0	0	0	0	0	0	0	0	0	0	0	0	0	0	0	0	0	0	0	0	0	.000
Feb 22, 2008	vs Stanford	1	0	0	0	0	0	0	0	0	0	0	0	0	0	0	0	0	0	0	0	0	.000
Feb 22, 2008	vs Pacific	1	0	0	0	0	0	0	0	0	0	0	0	0	0	0	0	0	0	0	0	0	.000
Mar 01, 2008	at Memphis	2	0	1	0	0	0	0	0	0	0	0	0	0	0	0	0	0	1	0	0	0	.200
Mar 02, 2008	Memphis	0	0	0	0	0	0	0	0	0	0	0	0	0	0	0	0	0	1	0	0	0	.200
Mar 05, 2008	at Tulsa	0	1	0	0	0	0	0	0	0	0	0	0	0	0	0	0	0	0	0	0	0	.200
Mar 08, 2008	at Drake	0	0	0	0	0	0	0	1	0	0	0	0	0	0	0	0	0	0	0	0	0	.200
Mar 09, 2008	at McNeese State	0	0	0	0	0	0	0	1	0	0	0	0	0	0	0	0	0	0	0	0	0	.200
Mar 14, 2008	vs Cal Poly	0	0	0	0	0	0	0	0	0	0	0	0	0	0	0	0	0	0	0	0	0	.200
Mar 15, 2008	Sacramento St.	1	0	0	0	0	0	0	0	0	0	0	0	0	0	0	0	0	0	0	0	0	.167
Apr 10, 2008	Texas Tech-1	0	0	0	0	0	0	0	0	0	0	0	0	0	0	0	0	0	0	0	0	0	.167
Apr 12, 2008	at Texas A&M	0	0	0	0	0	0	0	0	0	0	0	0	0	0	0	0	0	0	0	0	0	.167
4-20-2008	at Iowa State	2	0	0	0	0	0	0	0	0	0	0	0	0	0	0	0	1	0	0	0	0	.125
Apr 23, 2008	Oklahoma State	1	0	0	0	0	0	0	0	0	0	0	0	0	0	0	0	0	0	0	0	0	.111
Apr 30, 2008	at Baylor-1	0	1	0	0	0	0	0	0	0	0	0	0	0	0	0	0	0	0	0	0	0	.111
Apr 30, 2008	at Baylor-2	0	0	0	0	0	0	0	0	0	0	0	0	0	0	0	0	0	0	0	0	0	.111
Totals		0	9	2	1	0	0	0	0	2	0	0	0	0	0	0	0	1	2	0	0	0	.111

SINGLE GAME BESTS

Runs _____ One (four times)
last vs. Baylor
April 30, 2008

Hits _____ One (twice)
last vs. Temple
March 4, 2007

CAREER STATS

	AVG	GP-GS	AB	R	H	2B	3B	HR	RBI	TB	SLG%	BB	HBP	SO	OB%	SF	SH	SB-ATT
2006	.250	11-0	4	1	1	0	0	0	0	1	.250	0	0	0	.250	0	0	0-0
2007	.167	12-0	6	2	1	1	0	0	0	2	.333	2	1	0	.444	0	0	0-0
2008	.111	18-0	9	2	1	0	0	0	0	1	.111	2	0	1	.273	0	0	0-0
TOTAL	.158	41-0	19	5	3	1	0	0	0	4	.211	4	1	1	.333	0	0	0-0



#44 JESSICA LEGENDRE

INFIELD | R/R | 5-7 | JUNIOR | JEFFERSON, N. Y. | VANDERMEULEN HS

2008 HIGHLIGHTS AND NOTES

Earned the starting third base spot this season after serving as a backup in 2007 ... Played solid defense at the hot corner in the Texas A&M series where she had four putouts and seven assists (4/12-13) ... Hit game-winning RBI single in bottom of 10th to lead OU to 3-2 victory over Texas Tech (4/10) ... Key spark in OU's 11-1 route of Nebraska as she hit first career home run and had three RBI (3/29) ... Perfect in OU's 8-0 win over Kansas as she went 2-for-2 (3/22) ... Recorded key RBI single in OU's 4-3 win against Princeton (3/16) ... Had career outing against UCSB (2/8) where she scored two runs and walked three times.

GAME BY GAME

#44 Legendre, Jessica - 53 games (All games)

Date	Opponent	GS	AB	R	H	RBI	2B	3B	HR	BB	IBB	SB	CS	HBP	SAC	SF	GDP	K	PO	A	E	Avg	
Feb 08, 2008	vs UCSB	*	1	2	0	0	0	0	0	3	0	0	0	0	0	0	0	1	0	2	0	.000	
Feb 09, 2008	vs Nevada	*	2	0	0	0	0	0	0	0	0	0	0	0	0	0	0	2	2	2	0	.000	
Feb 10, 2008	UCLA	*	3	0	1	0	1	0	0	0	0	0	0	0	0	0	0	1	0	2	0	.167	
Feb 12, 2008	St Gregorys	*	2	0	0	0	0	0	0	1	0	0	0	0	0	0	0	2	0	2	0	.125	
Feb 15, 2008	vs BYU	*	3	1	1	0	0	0	0	1	0	1	0	0	0	0	0	1	2	1	1	.182	
Feb 15, 2008	vs Northridge	*	3	0	1	0	0	0	0	0	0	0	0	0	0	0	0	0	0	1	0	.214	
Feb 16, 2008	vs South Carolina	*	2	0	1	2	0	0	0	1	0	0	0	0	0	0	0	0	1	1	0	.250	
Feb 16, 2008	vs Illinois	*	3	0	1	0	0	0	0	0	0	0	0	0	0	0	0	0	0	2	0	.263	
Feb 17, 2008	vs Cal Poly	*	3	0	1	0	0	0	0	0	0	0	0	0	0	0	0	0	1	3	0	.273	
Feb 22, 2008	vs Stanford	*	2	0	0	0	0	0	0	0	0	0	0	0	1	0	0	1	2	2	0	.250	
Feb 22, 2008	vs Pacific	*	2	0	0	0	0	0	0	0	0	0	0	0	0	0	0	1	1	1	0	.231	
Feb 23, 2008	vs Oregon	*	3	0	1	0	0	0	0	0	0	0	0	0	0	0	0	0	1	2	1	.241	
Feb 23, 2008	vs San Diego State	*	2	0	1	0	0	0	0	0	0	0	0	0	0	0	0	1	0	2	0	.258	
Feb 24, 2008	vs Georgia	*	2	0	0	0	0	0	0	0	0	0	0	0	0	0	0	1	2	1	0	.242	
Feb 27, 2008	Tulsa	*	3	1	1	0	0	0	0	0	0	0	0	0	0	0	0	0	0	0	0	.250	
Mar. 1, 2008	North Texas	*	2	1	1	0	0	0	0	0	0	0	0	0	0	0	0	0	2	1	0	.263	
Mar 01, 2008	at Memphis	*	2	2	1	0	0	0	0	1	0	0	0	0	0	0	0	0	0	0	0	.275	
Mar 02, 2008	Memphis	*	2	0	0	0	0	0	0	1	0	0	0	0	0	0	0	1	0	0	0	.262	
Mar 02, 2008	at North Texas	*	2	0	0	0	0	0	0	0	0	0	0	0	0	0	0	1	0	1	0	.250	
Mar 05, 2008	at Tulsa	*	2	0	0	0	0	0	0	0	0	0	0	0	0	0	0	1	0	1	1	.239	
Mar 08, 2008	McNeese State	*	2	0	1	2	1	0	0	0	0	0	0	1	0	0	0	0	1	0	0	.250	
Mar 08, 2008	at Drake	*	4	0	0	0	0	0	0	0	0	0	0	0	0	0	0	1	2	3	0	.231	
Mar 09, 2008	Drake	*	1	0	0	0	0	0	0	1	0	0	0	0	0	0	0	0	0	1	0	.226	
Mar 09, 2008	at McNeese State	*	0	0	0	0	0	0	0	0	0	0	0	0	1	0	0	0	0	0	1	.226	
Mar 13, 2008	at Fresno State	*	2	0	0	0	0	0	0	0	0	0	0	0	0	0	0	0	2	1	0	.218	
Mar 14, 2008	vs Cal Poly	*	1	0	1	0	0	0	0	0	0	0	0	0	0	0	0	0	0	0	0	.232	
Mar 14, 2008	vs Colorado State	*	4	0	1	0	0	0	0	0	0	0	0	0	0	0	0	2	1	1	0	.233	
Mar 15, 2008	Sacramento St.	*	2	0	0	0	0	0	0	0	0	0	0	0	0	0	0	1	0	3	0	.226	
Mar 15, 2008	vs California	*	3	0	0	0	0	0	0	0	0	0	0	0	0	0	0	0	0	0	0	.215	
Mar 16, 2008	vs Princeton	*	3	0	1	1	0	0	0	0	0	0	0	0	0	0	0	2	1	1	0	.221	
Mar 19, 2008	Missouri State	*	3	0	1	0	0	0	0	0	0	0	0	0	0	0	0	0	2	2	0	.225	
Mar 21, 2008	Kansas	*	0	0	0	0	0	0	0	1	0	0	0	0	0	0	0	0	0	0	0	.225	
Mar 22, 2008	Kansas	*	2	2	2	0	0	0	0	0	0	0	0	1	0	0	0	0	1	0	0	.247	
Mar 26, 2008	Central Arkansas	*	4	1	1	0	0	0	0	0	0	0	0	0	0	0	0	0	1	1	0	.247	
Mar 29, 2008	at Nebraska-1	*	3	1	1	1	1	0	0	0	0	0	0	0	0	0	0	1	0	4	0	.250	
Mar 29, 2008	at Nebraska-2	*	4	3	2	3	0	0	1	0	0	0	0	0	0	0	0	0	1	2	0	.262	
Apr 05, 2008	Missouri	*	2	0	1	0	0	0	0	0	0	0	0	0	1	0	0	0	2	7	0	.267	
Apr 06, 2008	Missouri	*	2	0	0	0	0	0	0	0	0	0	0	1	0	0	0	1	0	4	0	.261	
Apr 07, 2008	at Arkansas-1	*	3	0	1	0	0	0	0	0	0	0	0	0	0	0	0	0	1	3	0	.264	
Apr 07, 2008	at Arkansas	*	3	0	0	0	0	0	0	0	0	0	0	0	0	0	0	0	1	0	1	.255	
Apr 10, 2008	Texas Tech-1	*	3	0	1	2	0	0	0	2	0	0	0	0	0	0	0	0	5	4	0	.258	
Apr 10, 2008	Texas Tech-2	*	3	0	0	0	0	0	0	0	0	0	0	0	0	0	0	0	0	5	0	.250	
Apr 12, 2008	at Texas A&M	*	3	0	0	0	0	0	0	0	0	0	0	0	0	0	0	2	3	1	0	.243	
Apr 13, 2008	at Texas A&M	*	2	0	0	0	0	0	0	0	0	0	0	0	0	0	0	1	1	6	0	.238	
4-19-2008	at Iowa State	*	3	0	0	1	0	0	0	0	0	0	0	0	0	0	0	1	2	4	0	.231	
4-20-2008	at Iowa State	*	2	1	0	0	0	0	0	1	0	0	0	0	0	0	0	1	0	2	0	.227	
Apr 22, 2008	at Oklahoma State	*	3	0	1	0	1	0	0	0	0	0	0	0	0	0	0	0	1	2	0	.230	
Apr 23, 2008	Oklahoma State	*	3	0	0	0	0	0	0	0	0	0	0	0	0	0	0	0	2	0	1	.224	
Apr 26, 2008	Texas	*	2	0	2	1	0	0	0	2	0	0	0	0	0	0	0	0	2	1	0	.237	
Apr 27, 2008	Texas	*	1	1	0	0	0	0	0	1	0	0	0	0	0	0	0	0	1	4	0	.235	
Apr 30, 2008	at Baylor-1	*	2	0	0	0	0	0	0	0	0	0	0	1	0	0	0	2	2	2	0	.231	
Apr 30, 2008	at Baylor-2	*	6	0	1	0	0	0	0	0	0	0	0	0	0	0	0	0	8	4	0	.228	
May 10, 2008	vs Nebraska	*	3	0	0	0	0	0	0	1	0	0	0	0	0	0	0	1	1	6	0	.223	
Totals			52	130	16	29	13	4	0	1	17	0	1	0	3	4	0	0	30	58	101	6	.223

CAREER STATS

	AVG	GP-GS	AB	R	H	2B	3B	HR	RBI	TB	SLG%	BB	HBP	SO	OB%	SF	SH	SB-ATT
2006	.121	45-42	99	10	12	1	0	0	7	13	.131	6	1	35	.179	0	2	1-1
2007	.438	12-2	16	4	7	3	0	0	3	10	.625	3	0	4	.526	0	1	0-1
2008	.223	53-52	130	16	29	4	0	1	13	36	.277	17	3	30	.327	0	4	1-1
TOTAL	.196	110-96	245	30	48	8	0	1	23	59	.241	26	4	68	.284	0	7	2-3



SINGLE GAME BESTS

Runs _____ Three times
vs. Nebraska
March 29, 2008


Hits _____ Two (ten times)
last vs. Texas
April 26, 2008

Doubles _____ One (six times)
last vs. Nebraska
March 29, 2008



#11 DJ MATHIS

PITCHER | L/L | 5-6 | JUNIOR | EAST ALTON, ILL. | ROXANA HS



2008 HIGHLIGHTS AND NOTES

First Team All-Big 12 ... Second Team Academic All-Big 12 ... Named one of 25 candidates for National Player of the Year ... Has been OU's top pitcher so far this season after serving as the No. 2 pitcher last season ... Finished regular season as the Big 12 ERA leader in overall games and conference games ... Threw one-hit shutout in OU's 8-0 run rule win over Texas (4/22) ... Threw two-hitter in OU's 3-1 win over OSU (4/22) ... Tallied shutout against Missouri, 8-0 (4/5) ... Earned win in relief against Missouri after not allowing any hits, runs or walks and striking out seven in 4-3 win (4/6) ... Recorded four-hit shutout against Nebraska, marking the first time the Huskers had been held scoreless in Lincoln since 2005 (3/29) ... Only gave up four hits and two runs in OU's 2-0 exhibition loss to Team USA (3/25) ... Recorded a career-high 12 strikeouts in OU's 2-0 loss to California (2/15) ... Threw two one-hit shutouts at OU Worth Invitational ... Recorded 37 straight innings without giving up a run until she gave up a home run against Tulsa on March 5 ... Recorded a perfect 0.00 ERA and 4-0 record at the OU Residence Inn Invitational ... Only allowed three hits in shutout against Tulsa while tying career high with nine strikeouts (2/27) ... Owned a 0.65 ERA at the Palm Springs Classic where she led the Sooners with a 2-1 record and only allowed two earned runs in 21.2 innings pitched ... Pitched one-hit shutout against No. 18 Georgia while also striking out eight (2/24) ... Threw two-hit shutout against No. 25 San Diego State (2/23) ... Earned Big 12 Pitcher of the Week honors (2/11) after compiling a perfect 3-0 tally at the UCLA/CSF Tournament as she recorded two shutouts, including one at No. 10 UCLA ... Earned first save of the year after relieving Eckermann in the final 2/3 inning of the seventh frame and retiring the two batters she faced against South Carolina to lead OU to a 2-1 win (2/16) ... Retired the final 18 batters of the game in win over Illinois (2/16) ... Relieved Eckermann in the first inning against Cal Poly as OU trailed 2-0, but Mathis only gave up one hit in 6.2 innings of work as OU rallied to win 3-2 (2/17).

#11 Mathis, D.J. - 38 appearances (All games)

Date	Opponent	GS	IP	H	R	ER	BB	SO	2B	3B	HR	WP	BK	HBP	IBB	Score	W-L	SV	ERA	
Feb 08, 2008	vs UCSB	*	4.0	2	1	1	2	6	0	0	1	0	0	1	0	12-1	1-0	0	1.75	
Feb 09, 2008	vs Nevada	*	7.0	3	0	0	2	7	0	0	0	0	0	0	0	1-0	2-0	0	0.64	
Feb 10, 2008	UCLA	*	7.0	3	0	0	1	8	2	0	0	0	0	1	0	7-0	3-0	0	0.39	
Feb 15, 2008	vs BYU	*	7.0	7	5	3	4	8	2	0	2	0	0	3	1	8-5	4-0	0	1.12	
Feb 16, 2008	vs South Carolina		0.2	0	0	0	0	1	0	0	0	0	0	0	0	2-1	4-0	1	1.09	
Feb 16, 2008	vs Illinois	*	7.0	2	1	1	0	9	0	0	1	0	0	0	0	3-1	5-0	1	1.07	
Feb 17, 2008	vs Cal Poly		6.2	1	0	0	3	6	0	0	0	1	0	1	0	3-2	6-0	1	0.89	
Feb 22, 2008	vs Stanford	*	6.0	6	3	2	2	5	0	0	1	0	0	1	0	2-3	6-1	1	1.08	
Feb 23, 2008	vs Oregon		1.2	0	0	0	0	1	0	0	0	0	0	0	0	0-1	6-1	1	1.04	
Feb 23, 2008	vs San Diego State	*	7.0	2	0	0	1	6	0	0	0	0	0	1	0	1-0	7-1	1	0.91	
Feb 24, 2008	vs Georgia	*	7.0	1	0	0	1	8	0	0	0	0	0	3	0	3-0	8-1	1	0.80	
Feb 27, 2008	Tulsa	*	6.0	3	0	0	2	9	1	0	0	0	0	0	0	8-0	9-1	1	0.73	
Mar. 1, 2008	North Texas	*	3.0	0	0	0	1	3	0	0	0	0	0	1	0	9-0	10-1	1	0.70	
Mar 01, 2008	at Memphis	*	3.0	2	0	0	0	3	0	0	0	0	0	2	0	17-0	11-1	1	0.67	
Mar 02, 2008	Memphis	*	3.0	2	0	0	1	6	1	0	0	0	0	1	0	10-0	12-1	1	0.64	
Mar 02, 2008	at North Texas	*	6.0	1	0	0	0	6	0	0	0	0	0	1	0	8-0	13-1	1	0.60	
Mar 05, 2008	at Tulsa	*	4.1	4	3	3	2	3	0	0	2	0	0	0	0	3-5	13-2	1	0.81	
Mar 08, 2008	at Drake	*	7.0	1	0	0	2	8	0	0	0	0	0	2	0	8-0	14-2	1	0.75	
Mar 09, 2008	Drake	*	5.0	1	0	0	0	9	0	0	0	0	0	1	0	8-0	15-2	1	0.71	
Mar 13, 2008	at Fresno State	*	3.0	3	0	0	2	3	0	0	0	0	0	2	0	0-1	15-2	1	0.69	
Mar 14, 2008	vs Cal Poly	*	5.0	5	2	2	1	5	0	0	1	0	0	2	0	5-4	16-2	1	0.79	
Mar 14, 2008	vs Colorado State	*	2.0	2	1	1	1	2	0	0	1	0	0	0	0	13-4	16-2	1	0.84	
Mar 15, 2008	vs California	*	6.0	3	2	2	6	12	0	0	0	0	0	1	0	0-2	16-3	1	0.92	
Mar 19, 2008	Missouri State		2.0	0	0	0	0	4	0	0	0	0	0	0	0	2-3	16-3	1	0.90	
Mar 21, 2008	Kansas	*	7.0	3	2	1	4	7	1	0	0	0	0	3	1	3-2	17-3	1	0.91	
Mar 29, 2008	at Nebraska-1	*	7.0	4	0	0	2	9	0	0	0	2	0	0	0	6-0	18-3	1	0.86	
Apr 05, 2008	Missouri	*	6.0	4	0	0	2	4	0	0	0	0	0	0	0	8-0	19-3	1	0.82	
Apr 06, 2008	Missouri		4.1	0	0	0	0	7	0	0	0	0	0	0	0	4-3	20-3	1	0.80	
Apr 07, 2008	at Arkansas-1	*	4.0	3	3	3	3	6	1	1	0	0	0	3	0	2-3	20-4	1	0.92	
Apr 07, 2008	at Arkansas		4.0	2	0	0	2	6	0	0	0	0	0	0	0	3-2	21-4	1	0.89	
Apr 10, 2008	Texas Tech-1	*	10.0	6	2	2	2	9	2	1	0	1	0	2	0	3-2	22-4	1	0.93	
Apr 12, 2008	at Texas A&M	*	4.0	4	4	4	4	3	2	0	0	0	0	1	0	2-4	22-5	1	1.08	
4-19-2008	at Iowa State	*	7.0	5	3	3	0	9	0	0	0	1	0	1	0	5-3	23-5	1	1.16	
Apr 22, 2008	at Oklahoma State	*	7.0	2	1	1	3	7	0	0	0	0	0	0	0	3-1	24-5	1	1.15	
Apr 26, 2008	Texas	*	6.0	1	0	0	1	8	1	0	0	0	0	0	0	8-0	25-5	1	1.11	
Apr 30, 2008	at Baylor-1	*	7.0	3	0	0	3	4	0	0	0	0	0	0	0	4-0	26-5	1	1.07	
Apr 30, 2008	at Baylor-2		8.0	4	1	1	4	6	1	0	0	0	0	1	2	9-4	27-5	1	1.06	
May 10, 2008	vs Nebraska		4.0	1	1	0	0	5	0	0	0	0	0	0	0	5-6	27-5	1	1.04	
Totals			30	201.2	96	35	30	64	228	14	2	9	5	0	35	4	198-63	27-5	1	1.04

SINGLE GAME BESTS

PITCHING

Innings Pitched _____ 10.0
vs. Texas Tech
April 10, 2006

Strikeouts _____ Twelve
vs. California
March 15, 2008

Hits Allowed _____ Zero^
vs. Arkansas
Feb. 28, 2007

HITTING

Hits _____ One
vs. Utah Valley State
March 11, 2006

RBI _____ Three
vs. Utah Valley State
March 11, 2006

^Must be a complete game

CAREER STATS

	ERA	W-L	APP	GS	CG	SHO/CBO	SV	IP	H	R	ER	BB	SO	2B	3B	HR	BF	B/AVG	WP	HBP	SFA	SHA
2006	2.24	15-9	38	24	13	5/2	2	162.2	151	66	52	38	103	25	0	14	683	.253	4	18	4	26
2007	2.60	12-3	26	15	7	3/3	0	97.0	86	38	36	34	88	11	2	11	410	.238	3	10	0	4
2008	1.04	27-5	38	30	20	12/3	1	201.2	96	35	30	64	228	14	2	9	791	.143	5	35	1	20
TOTAL	1.79	54-17	102	69	40	20/8	3	461.1	333	139	118	136	419	50	4	34	1884	.204	12	63	5	50



#10 SAMANTHA RICKETTS

1B | L/L | 5-9 | JUNIOR | SAN JOSE, CALIF. | ARCHBISHOP MITTY HS

2008 HIGHLIGHTS AND NOTES

First Team All-Big 12 ... Academic All-Big 12 First Team ... All-Big 12 Tournament Team ... Named to the Preseason USA Softball National Player of the Year Watch List in 2008 ... Named to ESPN.com's Preseason All-America second team ... Hit two home runs and double in OU's 6-5 loss to Nebraska in the Big 12 Championship (5/10) ... Added four RBIs in OU's sweep of Oklahoma State (4/22-23) ... One of only two Sooners to record a hit in OU's 1-0 loss against No. 5 Texas A&M (4/13) ... Hit two-run homer in OU's 3-2 loss to Arkansas (4/7) ... Recorded walk-off RBI single in OU's 4-3 win over Missouri (4/5) ... Hit two-run homer against Nebraska (3/29) ... Recorded key solo home run in OU's 3-2 win over Kansas (3/21) ... Clutch in OU's rally against Cal Poly as she ripped a two-run triple in the sixth and pounded an RBI ground-rule double in the eighth that proved to be the game winner (3/14) ... Hit key Recorded Hit .444 with five RBI at OU Worth Invitational ... Hit fourth home run of the year against Tulsa (3/5) ... Caught fire at the OU Residence Inn Invitational where she hit .600 with three home runs and 10 RBI ... Honored by ESPN.com as a second team Preseason All-American ... Only Sooner to tally two hits against Tulsa (2/27) ... Recorded game-winning RBI single against Cal Poly to lead OU to a 3-2 victory (2/17).


GAME BY GAME

#10 Ricketts, Samantha - 54 games (All games)

Date	Opponent	GS	AB	R	H	RBI	2B	3B	HR	BB	IBB	SB	CS	HBP	SAC	SF	GDP	K	PO	A	E	AvG	
Feb 08, 2008	at UCLA	*	2	0	0	0	0	0	0	1	0	0	0	0	0	0	0	0	5	1	0	.000	
Feb 08, 2008	vs UCSB	*	1	1	0	0	0	0	0	3	0	0	0	0	0	0	0	0	4	0	0	.000	
Feb 09, 2008	vs Nevada	*	3	0	0	0	0	0	0	0	0	0	0	0	0	0	0	1	9	1	0	.000	
Feb 09, 2008	at Cal St. Fullerton	*	2	0	0	0	0	0	0	0	0	0	0	0	0	0	0	0	4	0	0	.000	
Feb 10, 2008	UCLA	*	4	0	1	1	0	0	0	0	0	0	0	0	0	0	0	0	7	0	0	.083	
Feb 12, 2008	St Gregorys	*	3	1	1	1	0	0	0	0	0	0	0	0	0	0	0	0	4	0	0	.133	
Feb 15, 2008	vs BYU	*	3	1	1	2	1	0	0	1	0	0	0	0	0	0	0	1	8	0	0	.167	
Feb 15, 2008	vs Northridge	*	2	1	1	0	0	0	0	1	0	0	0	0	0	0	0	0	4	0	0	.200	
Feb 16, 2008	vs South Carolina	*	3	0	0	0	0	0	0	0	0	0	0	0	0	0	0	1	0	1	0	.174	
Feb 16, 2008	vs Illinois	*	2	0	1	0	0	0	0	0	0	0	0	1	0	0	0	0	9	0	0	.200	
Feb 17, 2008	vs Cal Poly	*	3	0	1	1	0	0	0	0	0	0	0	0	0	0	0	1	5	1	0	.214	
Feb 22, 2008	vs Stanford	*	2	0	2	0	0	0	0	1	0	0	0	0	0	0	0	0	6	0	1	.267	
Feb 22, 2008	vs Pacific	*	2	2	0	0	0	0	0	2	0	0	0	0	0	0	0	0	6	0	0	.250	
Feb 23, 2008	vs Oregon	*	3	0	1	0	0	0	0	0	0	0	1	0	0	0	0	0	11	0	0	.257	
Feb 23, 2008	vs San Diego State	*	2	0	0	0	0	0	0	0	0	0	0	0	0	0	0	2	8	0	0	.243	
Feb 24, 2008	vs Georgia	*	2	0	0	0	0	0	0	1	0	0	0	0	0	0	0	0	3	0	0	.231	
Feb 27, 2008	Tulsa	*	3	0	2	1	0	0	0	0	0	0	0	0	0	1	0	0	7	0	0	.262	
Mar. 1, 2008	North Texas	*	2	1	2	4	0	0	1	1	0	0	0	0	0	0	0	0	5	1	0	.295	
Mar 01, 2008	at Memphis	*	3	3	2	2	1	0	1	2	0	0	0	0	0	0	0	0	3	0	0	.319	
Mar 02, 2008	Memphis	*	4	1	1	3	0	0	1	0	0	0	0	0	0	0	0	0	5	0	0	.314	
Mar 02, 2008	at North Texas	*	1	1	1	1	0	0	0	1	0	0	0	0	0	1	0	0	7	0	0	.327	
Mar 05, 2008	at Tulsa	*	2	1	1	1	0	0	1	2	0	0	0	0	0	0	0	0	4	1	0	.333	
Mar 08, 2008	McNeese State	*	2	0	1	2	1	0	0	0	0	0	1	0	0	0	0	0	1	0	0	.339	
Mar 08, 2008	Drake	*	4	1	2	2	1	0	1	0	0	0	0	0	0	0	0	1	8	0	0	.350	
Mar 09, 2008	Drake	*	2	1	1	1	1	0	0	0	0	0	0	0	1	0	0	0	5	0	0	.355	
Mar 09, 2008	McNeese State	*	1	0	0	0	0	0	0	1	0	0	0	0	0	0	0	0	5	0	0	.349	
Mar 13, 2008	at Fresno State	*	3	0	1	0	0	0	0	0	0	0	0	0	0	0	0	0	9	0	0	.348	
Mar 14, 2008	vs Cal Poly	*	4	1	2	3	1	1	0	0	0	0	0	0	0	0	0	0	6	1	0	.357	
Mar 14, 2008	vs Colorado State	*	3	0	1	1	0	0	0	0	0	0	0	0	0	1	0	0	6	0	0	.356	
Mar 15, 2008	Sacramento St.	*	1	1	1	0	0	0	0	2	0	0	0	0	0	0	0	0	9	1	0	.365	
Mar 15, 2008	vs California	*	3	0	0	0	0	0	0	0	0	0	0	0	0	0	0	0	2	0	0	.351	
Mar 16, 2008	vs Princeton	*	3	0	0	0	0	0	0	0	0	0	0	0	0	0	0	0	2	0	0	.338	
Mar 19, 2008	Missouri State	*	2	0	0	0	0	0	0	0	0	0	0	1	0	0	0	0	6	0	0	.329	
Mar 21, 2008	Kansas	*	1	1	1	1	0	0	1	2	1	0	0	1	0	0	0	0	2	1	0	.337	
Mar 22, 2008	Kansas	*	1	0	1	1	0	1	0	3	2	0	0	0	0	0	0	0	3	0	0	.345	
Mar 29, 2008	at Nebraska-1	*	2	0	0	0	0	0	0	2	1	0	0	0	0	0	0	0	5	0	0	.337	
Mar 29, 2008	at Nebraska-2	*	4	1	1	2	0	0	1	1	0	0	0	0	0	0	0	0	6	0	0	.333	
Apr 05, 2008	Missouri	*	3	1	1	1	0	0	1	0	0	0	0	0	0	0	0	0	8	1	0	.333	
Apr 06, 2008	Missouri	*	3	0	2	2	0	0	0	0	0	0	0	0	0	1	0	0	12	0	0	.344	
Apr 07, 2008	at Arkansas-1	*	3	1	1	2	0	0	1	0	0	0	0	0	0	0	0	1	10	1	0	.343	
Apr 07, 2008	at Arkansas	*	2	0	0	1	0	0	0	0	0	0	0	0	0	1	0	0	5	1	0	.337	
Apr 10, 2008	Texas Tech-1	*	3	0	1	0	0	0	0	2	1	0	0	0	0	0	0	0	15	1	0	.337	
Apr 10, 2008	Texas Tech-2	*	2	0	0	0	0	0	0	1	0	0	0	1	0	0	0	0	9	2	0	.330	
Apr 12, 2008	at Texas A&M	*	2	0	0	0	0	0	0	1	0	0	0	0	0	0	0	0	4	0	0	.324	
Apr 13, 2008	at Texas A&M	*	3	0	1	0	0	0	0	0	0	0	0	0	0	0	0	0	4	0	0	.324	
4-19-2008	at Iowa State	*	4	1	1	0	0	0	0	0	0	0	0	0	0	0	0	0	8	0	0	.322	
4-20-2008	at Iowa State	*	2	0	0	0	0	0	0	1	0	0	0	1	0	0	0	2	6	0	0	.316	
Apr 22, 2008	at Oklahoma State	*	4	1	2	3	0	0	1	0	0	0	0	0	0	0	0	1	9	0	0	.322	
Apr 23, 2008	Oklahoma State	*	3	1	2	1	0	0	0	0	0	0	0	0	0	0	0	0	4	0	0	.331	
Apr 26, 2008	Texas	*	4	1	1	0	0	0	0	0	0	0	0	0	0	0	0	1	7	0	0	.328	
Apr 27, 2008	Texas	*	2	1	1	0	0	0	0	1	0	0	0	0	0	0	0	0	5	0	0	.331	
Apr 30, 2008	at Baylor-1	*	2	0	1	0	0	0	0	2	0	0	0	0	0	0	0	0	11	0	0	.333	
Apr 30, 2008	at Baylor-2	*	5	1	2	2	0	0	0	0	0	0	1	0	0	0	0	0	9	1	1	.336	
May 10, 2008	vs Nebraska	*	3	2	3	4	1	0	2	1	0	0	0	0	0	0	0	0	8	0	0	.350	
Totals			54	140	29	49	46	7	2	12	36	5	0	0	6	2	6	0	12	333	16	2	.350

CAREER STATS

	AVG	GP-GS	AB	R	H	2B	3B	HR	RBI	TB	SLG%	BB	HBP	SO	OB%	SF	SH	SB-ATT
2006	.355	57-54	166	23	59	11	0	9	51	97	.584	19	3	17	.426	2	0	0-0
2007	.415	63-63	183	41	76	12	0	18	81	142	.776	37	7	11	.524	2	0	1-1
2008	.350	54-54	140	29	49	7	2	12	46	96	.686	36	6	12	.484	6	2	0-0
TOTAL	.376	174-171	489	93	184	30	2	39	178	335	.685	92	16	40	.481	10	2	1-1



SINGLE GAME BESTS

- Runs _____ Four
vs. Temple
March 4, 2007
- Hits _____ Four
vs. North Texas
April 11, 2007
- Doubles _____ Two
last vs. OCU
March 2, 2006
- Total Bases _____ Ten
vs. Arizona
March 18, 2007
- RBI _____ Six
vs. Arizona
March 18, 2007
- Walks _____ Three (four times)
last vs. Kansas
March 22, 2008



#4 AMBER FLORES

OUTFIELD | R/R | 5-4 | SOPHOMORE | CALEXICO, CALIF. | SOUTHWEST HS



SINGLE GAME BESTS

Runs _____ Four
vs. Central Arkansas
Mar. 16, 2008

Hits _____ Four
vs. Central Arkansas
Mar. 26, 2008

Doubles _____ One (eight times)
last vs. Missouri
April 5, 2008

Triples _____ One (two times)
last vs. Central Arkansas
March 26, 2008

Total Bases _____ Seven (two times)
last vs. Central Arkansas
March 26, 2008

RBI _____ Five
vs. Northwestern La. St.
Feb. 17, 2007

Walks _____ Four
vs. Texas
April 26, 2008



2008 HIGHLIGHTS AND NOTES

First Team All-Big 12 ... Named one of 25 candidates for National Player of the Year ... Finished regular season ranked second in the conference in batting average ... Recorded 13th homer of the year against Oklahoma State (4/23) ... Notched back-to-back multiple hit games in OU's sweep of Missouri (4/5-6) ... Recorded a career-high four hits against Central Arkansas (3/26) ... Only Sooner to record multiple hits in OU's loss to Missouri State (3/19) ... Recorded a .571 average with two home runs and three RBI in the Capital Classic (3/14-16) ... Hit home runs in back-to-back at bats against Colorado State (3/14) ... OU's leading hitter at the OU Worth Invitational as she hit .583 with four home runs and nine RBI in the four games ... Recorded seven RBI in the OU Residence Invitational ... Hit second grand slam of the season against North Texas (3/1) ... Earned Big 12 Player of the Week honors (Feb. 11) after she led the team offensively with a .500 batting average while tallying seven RBI after hitting two home runs, including a grand slam, and a double at the Cal State Fullerton/UCLA Freeway Series.

GAME BY GAME

#4 Flores, Amber - 55 games (All games)

Date	Opponent	GS	AB	R	H	RBI	2B	3B	HR	BB	IBB	SB	CS	HBP	SAC	SF	GDP	K	PO	A	E	Avg	
Feb 08, 2008	at UCLA	*	4	0	1	0	0	0	0	0	0	0	0	0	0	0	0	0	2	0	0	.250	
Feb 08, 2008	vs UCSB	*	2	3	2	4	0	0	1	2	0	1	0	0	0	0	0	0	1	0	0	.500	
Feb 09, 2008	vs Nevada	*	2	0	0	0	0	0	0	1	0	0	0	0	0	0	0	1	1	0	0	.375	
Feb 09, 2008	at Cal St. Fullerton	*	1	1	1	2	0	0	1	2	0	0	0	0	0	0	0	0	2	0	0	.444	
Feb 10, 2008	UCLA	*	3	2	2	1	1	0	0	0	0	0	1	0	0	0	0	1	3	0	0	.500	
Feb 12, 2008	St Gregorys	*	3	1	2	1	1	0	0	0	0	0	0	0	0	0	0	0	0	0	0	.533	
Feb 15, 2008	vs BYU	*	4	1	1	0	0	0	0	0	0	0	0	0	0	0	0	1	0	0	1	.474	
Feb 15, 2008	vs Northridge	*	3	1	2	1	0	0	1	0	0	0	0	0	0	0	0	0	1	0	0	.500	
Feb 16, 2008	vs South Carolina	*	3	0	0	0	0	0	0	0	0	0	0	0	0	0	0	0	3	0	0	.440	
Feb 16, 2008	vs Illinois	*	4	0	0	0	0	0	0	0	0	0	0	0	0	0	0	1	1	0	0	.379	
Feb 17, 2008	vs Cal Poly	*	3	2	1	0	0	0	0	0	0	1	0	0	0	0	0	0	0	0	0	.375	
Feb 22, 2008	vs Stanford	*	3	1	0	0	0	0	0	0	0	0	0	0	0	0	0	1	0	0	0	.343	
Feb 22, 2008	vs Pacific	*	4	0	2	1	0	1	0	0	0	0	0	0	0	0	0	0	1	0	0	.359	
Feb 23, 2008	vs Oregon	*	1	0	0	0	0	0	0	3	0	0	0	0	0	0	0	0	2	0	0	.350	
Feb 23, 2008	vs San Diego State	*	2	0	0	0	0	0	0	1	0	0	0	0	0	0	0	0	1	0	0	.333	
Feb 24, 2008	vs Georgia	*	2	1	1	0	0	0	0	1	0	0	0	0	0	0	0	0	1	0	0	.341	
Feb 27, 2008	Tulsa	*	1	3	0	0	0	0	0	2	0	0	1	1	0	0	0	0	1	0	0	.333	
Mar. 1, 2008	North Texas	*	2	2	1	4	0	0	1	1	0	0	0	0	0	0	0	0	1	0	0	.340	
Mar 01, 2008	at Memphis	*	1	2	1	2	1	0	0	2	0	1	0	0	0	0	0	0	1	0	0	.354	
Mar 02, 2008	Memphis	*	1	2	0	0	0	0	0	2	0	0	0	0	0	0	0	0	0	0	0	.347	
Mar 02, 2008	at North Texas	*	3	2	1	1	0	0	0	1	0	0	0	0	0	0	0	0	0	0	0	.346	
Mar 05, 2008	at Tulsa	*	4	0	0	0	0	0	0	0	0	0	0	0	0	0	0	2	0	0	0	.321	
Mar 08, 2008	McNeese State	*	4	2	2	2	0	0	1	0	0	0	1	0	0	0	0	0	1	0	0	.333	
Mar 08, 2008	at Drake	*	4	1	2	3	0	0	1	0	0	0	0	0	0	0	0	0	0	0	0	.344	
Mar 09, 2008	Drake	*	2	1	1	0	1	0	0	1	0	0	0	0	0	0	0	0	0	0	0	.348	
Mar 09, 2008	at McNeese State	*	2	2	2	4	0	0	2	0	0	0	0	0	0	0	0	0	0	0	0	.368	
Mar 13, 2008	at Fresno State	*	2	0	0	0	0	0	0	1	0	0	0	0	0	0	0	1	0	0	0	.357	
Mar 14, 2008	vs Cal Poly	*	4	0	2	0	0	0	0	0	0	1	0	0	0	0	0	1	1	0	0	.365	
Mar 14, 2008	vs Colorado State	*	3	3	3	2	0	0	2	0	0	0	0	1	0	0	0	0	3	0	0	.390	
Mar 15, 2008	Sacramento St.	*	3	0	2	0	0	0	0	0	0	0	1	0	0	0	0	0	0	0	0	.400	
Mar 15, 2008	vs California	*	2	0	1	0	0	0	0	1	0	0	0	0	0	0	0	0	2	0	0	.402	
Mar 16, 2008	vs Princeton	*	2	0	0	1	0	0	0	0	0	0	0	1	1	0	0	1	0	0	0	.393	
Mar 19, 2008	Missouri State	*	3	0	2	0	1	0	0	0	0	0	0	0	0	0	0	0	0	1	0	.402	
Mar 21, 2008	Kansas	*	4	1	2	0	0	0	0	0	0	0	0	0	0	0	0	0	2	0	0	.407	
Mar 22, 2008	Kansas	*	4	0	1	2	0	0	0	0	0	0	0	0	0	0	0	0	1	0	0	.400	
Mar 26, 2008	Central Arkansas	*	5	4	4	2	0	1	1	0	0	0	0	0	0	0	0	0	0	0	0	.420	
Mar 29, 2008	at Nebraska-1	*	3	1	2	0	0	0	0	1	0	1	0	0	0	0	0	0	0	0	0	.427	
Mar 29, 2008	at Nebraska-2	*	4	1	2	2	0	0	1	0	0	0	0	0	0	0	0	1	2	0	0	.430	
Apr 05, 2008	Missouri	*	3	2	3	2	1	0	0	1	0	1	0	0	0	0	0	0	0	0	0	.445	
Apr 06, 2008	Missouri	*	4	1	2	0	0	0	0	0	0	0	0	0	0	0	0	1	1	0	0	.447	
Apr 07, 2008	at Arkansas-1	*	4	1	2	0	0	0	0	0	0	0	0	0	0	0	0	0	0	0	0	.449	
Apr 07, 2008	at Arkansas	*	4	1	0	0	0	0	0	0	0	0	0	0	0	0	0	0	2	0	0	.434	
Apr 10, 2008	Texas Tech-1	*	4	0	1	1	0	0	0	1	0	0	0	0	0	0	0	1	2	0	0	.429	
Apr 10, 2008	at Texas Tech-2	*	3	2	1	1	0	0	0	1	0	1	0	0	0	0	0	1	2	0	0	.426	
Apr 12, 2008	at Texas A&M	*	3	0	0	0	0	0	0	1	0	0	0	0	0	0	0	1	1	0	0	.417	
Apr 13, 2008	at Texas A&M	*	2	0	0	0	0	0	0	1	0	0	0	0	0	0	0	1	3	0	0	.410	
4-19-2008	at Iowa State	*	3	0	0	1	0	0	0	1	0	0	0	0	0	0	0	0	1	1	0	.401	
4-20-2008	at Iowa State	*	3	2	1	1	0	0	0	0	0	2	0	1	0	0	0	0	1	1	0	.400	
Apr 22, 2008	at Oklahoma State	*	2	1	0	0	0	0	0	2	0	1	0	0	0	0	0	0	2	1	0	.394	
Apr 23, 2008	Oklahoma State	*	3	2	2	1	0	0	1	1	0	0	0	0	0	0	0	0	3	0	0	.400	
Apr 26, 2008	Texas	*	0	1	0	0	0	0	0	4	0	0	0	0	0	0	0	0	0	1	0	.400	
Apr 27, 2008	Texas	*	2	0	0	1	0	0	0	1	0	0	0	0	0	0	0	0	0	0	0	.395	
Apr 30, 2008	at Baylor-1	*	4	0	0	0	0	0	0	0	0	0	0	0	0	0	0	1	1	0	0	.384	
Apr 30, 2008	at Baylor-2	*	5	3	2	1	1	0	0	2	0	1	0	0	0	0	0	0	1	1	0	.385	
May 10, 2008	vs Nebraska	*	3	0	1	0	0	0	0	1	0	0	0	0	0	0	0	0	4	0	0	.384	
Totals			55	159	56	61	44	7	2	13	39	0	11	3	4	1	1	0	15	60	6	1	.384

CAREER STATS

	AVG	GP-GS	AB	R	H	2B	3B	HR	RBI	TB	SLG%	BB	HBP	SO	OB%	SF	SH	SB-ATT
2007	.325	61-61	166	43	54	7	2	8	41	89	.536	26	10	19	.439	3	2	6-8
2008	.384	55-55	159	56	61	7	2	13	44	111	.698	39	4	15	.512	1	1	11-14
TOTAL	.354	116-116	325	99	115	14	4	21	85	200	.615	65	14	34	.475	4	3	17-22

#18 IVER MCDONALD

OUTFIELD | R/R | 5-3 | SOPHOMORE | HOUSTON, TEXAS | J. FRANK DOBIE HS

2008 HIGHLIGHTS AND NOTES

Slap hitter serves mainly as a pinch runner but will also see time in right field ... Also has seen a little action in the starting lineup as a slap hitter in the No. 1 or No. 2 slots.

GAME BY GAME

#18 McDonald, Iver - 49 games (All games)

Date	Opponent	GS	AB	R	H	RBI	2B	3B	HR	BB	IBB	SB	CS	HBP	SAC	SF	GDP	K	PO	A	E	Avg	
Feb 08, 2008	at UCLA	*	4	0	1	0	0	0	0	0	0	0	1	0	0	0	0	2	6	0	0	.250	
Feb 08, 2008	vs UCSB		1	0	0	0	0	0	0	0	0	0	0	0	0	0	0	1	0	0	0	.200	
Feb 09, 2008	vs Nevada	*	3	0	1	0	1	0	0	0	0	0	0	0	0	0	0	1	1	0	0	.250	
Feb 09, 2008	at Cal St. Fullerton		0	1	0	0	0	0	0	0	0	0	0	0	0	0	0	0	0	0	0	.250	
Feb 10, 2008	UCLA		0	0	0	0	0	0	0	0	0	0	0	0	0	0	0	0	1	0	0	.250	
Feb 12, 2008	St Gregorys		2	1	0	0	0	0	0	0	0	0	0	0	0	0	0	0	0	0	0	.200	
Feb 15, 2008	vs BYU		0	0	0	0	0	0	0	0	0	1	0	0	0	0	0	0	0	0	0	.200	
Feb 15, 2008	vs Northridge	*	4	0	0	0	0	0	0	0	0	0	0	0	0	0	0	1	1	0	0	.143	
Feb 16, 2008	vs South Carolina		0	1	0	0	0	0	0	0	0	1	0	0	0	0	0	0	0	0	0	.143	
Feb 16, 2008	vs Illinois		0	0	0	0	0	0	0	0	0	0	0	0	0	0	0	0	0	0	0	.143	
Feb 17, 2008	vs Cal Poly		0	0	0	0	0	0	0	0	0	0	1	0	0	0	0	0	0	0	0	.143	
Feb 22, 2008	vs Stanford		0	0	0	0	0	0	0	0	0	0	0	0	0	0	0	0	0	0	0	.143	
Feb 22, 2008	vs Pacific		1	0	0	0	0	0	0	0	0	0	0	0	0	0	0	1	0	0	0	.133	
Feb 23, 2008	vs Oregon		0	0	0	0	0	0	0	0	0	0	0	0	0	0	0	0	0	0	0	.133	
Feb 23, 2008	vs San Diego State		0	0	0	0	0	0	0	0	0	0	0	0	0	0	0	0	0	0	0	.133	
Feb 24, 2008	vs Georgia		0	0	0	0	0	0	0	0	0	0	0	0	0	0	0	0	0	0	0	.133	
Feb 27, 2008	Tulsa		0	0	0	0	0	0	0	0	0	0	0	0	0	0	0	0	0	0	0	.133	
Mar 01, 2008	at Memphis		2	1	1	0	0	0	0	0	0	0	0	0	0	0	0	0	1	0	0	.176	
Mar 02, 2008	Memphis		1	0	0	0	0	0	0	0	0	0	0	0	0	0	0	1	0	0	0	.167	
Mar 02, 2008	at North Texas		0	0	0	0	0	0	0	0	0	0	0	0	0	0	0	0	0	0	0	.167	
Mar 05, 2008	at Tulsa		0	0	0	0	0	0	0	0	0	0	0	0	0	0	0	0	0	0	0	.167	
Mar 08, 2008	at Drake	*	2	0	0	0	0	0	0	0	0	0	0	0	0	0	0	1	0	0	0	.150	
Mar 09, 2008	at McNeese State	*	1	1	1	0	0	0	0	0	0	1	0	0	1	0	0	0	1	0	0	.190	
Mar 13, 2008	at Fresno State		0	0	0	0	0	0	0	0	0	0	0	0	0	0	0	0	0	0	0	.190	
Mar 14, 2008	vs Cal Poly	*	3	1	1	0	0	0	0	0	0	0	0	0	1	0	0	0	1	0	0	.208	
Mar 14, 2008	vs Colorado State	*	3	2	1	0	1	0	0	0	0	0	0	0	0	0	0	0	1	0	0	.222	
Mar 15, 2008	Sacramento St.	*	1	0	0	0	0	0	0	0	0	0	0	0	0	0	0	0	0	0	0	.214	
Mar 15, 2008	vs California		0	0	0	0	0	0	0	0	0	0	0	0	0	0	0	0	0	0	0	.214	
Mar 16, 2008	vs Princeton	*	3	0	1	0	0	0	0	0	0	0	1	0	0	0	0	1	1	0	1	.226	
Mar 19, 2008	Missouri State	*	3	0	0	1	0	0	0	0	0	0	0	0	0	1	0	1	1	0	0	.206	
Mar 21, 2008	Kansas		0	0	0	0	0	0	0	0	0	0	0	0	0	0	0	0	0	1	0	.206	
Mar 22, 2008	Kansas		0	0	0	0	0	0	0	0	0	0	1	0	0	0	0	0	0	0	0	.206	
Mar 26, 2008	Central Arkansas		1	2	1	0	0	0	0	1	0	0	0	0	0	0	0	0	0	0	0	.229	
Mar 29, 2008	at Nebraska-1		0	1	0	0	0	0	0	0	0	1	0	0	0	0	0	0	0	0	0	.229	
Mar 29, 2008	at Nebraska-2		0	1	0	0	0	0	0	0	0	1	0	0	0	0	0	0	0	0	0	.229	
Apr 05, 2008	Missouri		1	1	0	0	0	0	0	0	0	0	0	0	0	0	0	0	0	0	0	.222	
Apr 06, 2008	Missouri		0	0	0	0	0	0	0	0	0	0	0	0	0	0	0	0	0	0	0	.222	
Apr 07, 2008	at Arkansas-1		0	0	0	0	0	0	0	0	0	1	0	0	0	0	0	0	0	0	0	.222	
Apr 07, 2008	at Arkansas		0	1	0	0	0	0	0	0	0	0	0	0	0	0	0	0	0	0	0	.222	
Apr 10, 2008	Texas Tech-1		0	0	0	0	0	0	0	0	0	0	0	0	0	0	0	0	0	0	0	.222	
Apr 10, 2008	Texas Tech-2		0	1	0	0	0	0	0	0	0	0	0	0	0	0	0	0	0	0	0	.222	
Apr 12, 2008	at Texas A&M		1	0	0	0	0	0	0	0	0	0	0	0	0	0	0	0	0	0	0	.216	
4-19-2008	at Iowa State		1	0	0	0	0	0	0	0	0	0	0	0	0	0	0	1	0	0	0	.211	
4-20-2008	at Iowa State		0	1	0	0	0	0	0	0	0	0	0	0	0	0	0	0	0	0	0	.211	
Apr 22, 2008	at Oklahoma State		0	0	0	0	0	0	0	0	0	1	0	0	0	0	0	0	0	0	0	.211	
Apr 23, 2008	Oklahoma State		0	0	0	0	0	0	0	0	0	0	0	0	0	0	0	0	0	0	0	.211	
Apr 30, 2008	at Baylor-1		0	1	0	0	0	0	0	0	0	1	0	0	0	0	0	0	0	0	0	.211	
Apr 30, 2008	at Baylor-2		0	0	0	0	0	0	0	0	0	0	0	0	0	0	0	0	0	0	0	.211	
May 10, 2008	vs Nebraska		0	0	0	0	0	0	0	0	0	0	0	0	0	0	0	0	0	0	0	.211	
Totals			10	38	17	8	1	2	0	0	1	0	8	3	1	2	1	0	11	15	0	2	.211



SINGLE GAME BESTS

- Runs _____ Two (three times)
last vs. Central Arkansas
March 26, 2008
- Hits _____ One (nine times)
last vs. Central Arkansas
March 26, 2008
- Doubles _____ One
vs. Birmingham-Southern
Feb. 18, 2007
- Total Bases _____ One (six times)
last vs. Central Arkansas
March 26, 2008
- RBI _____ One
vs Missouri State
Mar. 20, 2008
- Stolen Bases _____ Two
vs. Illinois
Feb. 10, 2007
- Walks _____ One (seven times)
last vs. Central Arkansas
March 26, 2008




CAREER STATS

	AVG	GP-GS	AB	R	H	2B	3B	HR	RBI	TB	SLG%	BB	HBP	SO	OB%	SF	SH	SB-ATT
2007	.375	45-0	8	24	3	0	0	0	0	3	.375	6	0	2	.643	0	0	13-17
2008	.211	49-10	38	17	8	2	0	0	1	10	.263	1	1	11	.244	1	2	8-11
TOTAL	.239	94-10	46	41	11	2	0	0	1	13	.283	7	1	13	.345	1	2	21-28

#8 LINDSEY VANDEVER

CATCHER | R/R | 5-6 | SOPHOMORE | DAVENPORT, OKLA. | DAVENPORT HS



SINGLE GAME BESTS

Runs _____ Three
vs. Nebraska
March 29, 2008

Hits _____ Three (four times)
last vs. Texas
April 26, 2008

Doubles _____ One (six times)
last vs. Tulsa
March 5, 2008

Triples _____ One
vs. Iowa State
April 20, 2008

Total Bases _____ Six
vs. Texas
April 26, 2008

RBI _____ Five
vs. Pacific
Feb. 22, 2008

Walks _____ Two (three times)
last vs. Drake
March 8, 2008



2008 HIGHLIGHTS AND NOTES

First Team All-Big 12 ... Has been on a roll in the last two weeks as she has registered seven RBIs in last five games ... Hit bases-loaded triple in win against Iowa State (4/20) ... Tallied two RBI in OU's 4-2 loss to No. 5 Texas A&M (4/12) ... Missed Missouri series after being hit in the elbow with a bat ... Had career outing against Colorado State with three hits (3/15) ... Tallied two home runs and seven RBI in the OU Residence Inn Invitational ... Went 2-for-3 against Tulsa (3/5) ... Caught fire at the Palm Springs Classic where she owned a .615 batting average and a 1.385 slugging percentage after recording seven RBI and three home runs ... Hit two-run homer in OU's 3-0 victory over No. 18 Georgia that gave the Sooners the lead they would never lose (2/24) ... One of three Sooners to record two home runs each in OU's record-setting victory over Pacific as she recorded a career-high five RBI with a 2-for-2 performance (2/22) ... Went 2-for-3 with a key RBI in OU's 3-1 win over Illinois (2/16).

GAME BY GAME

#8 Vandever, Lindsey - 53 games (All games)

Date	Opponent	GS	AB	R	H	RBI	2B	3B	HR	BB	IBB	SB	CS	HBP	SAC	SF	GDP	K	PO	A	E	Avg	
Feb 08, 2008	at UCLA	*	3	0	0	0	0	0	0	0	0	0	0	0	0	0	0	2	1	0	0	.000	
Feb 08, 2008	vs UCSB	*	3	0	0	0	0	0	0	0	0	0	0	0	0	0	0	1	5	1	0	.000	
Feb 09, 2008	vs Nevada	*	3	0	0	0	0	0	0	0	0	0	0	0	0	0	0	1	6	2	0	.000	
Feb 09, 2008	at Cal St. Fullerton	*	2	0	0	0	0	0	0	0	0	0	0	0	0	0	0	2	0	1	0	.000	
Feb 10, 2008	UCLA	*	2	0	1	2	0	0	0	0	0	0	0	1	0	0	0	0	9	0	0	.077	
Feb 12, 2008	St Gregorys	*	2	2	0	0	0	0	1	0	0	0	0	0	0	0	0	1	5	0	0	.067	
Feb 15, 2008	vs BYU	*	3	0	0	0	0	0	1	0	0	0	0	0	0	0	0	1	10	1	0	.056	
Feb 15, 2008	vs Northridge	*	2	0	0	0	0	0	0	0	0	0	0	0	0	0	0	1	11	1	0	.050	
Feb 16, 2008	vs South Carolina	*	3	0	0	0	0	0	0	0	0	0	0	0	0	0	0	1	6	2	0	.043	
Feb 16, 2008	vs Illinois	*	3	0	2	1	0	0	0	0	0	0	0	0	0	0	0	9	1	0	0	.115	
Feb 17, 2008	vs Cal Poly	*	3	0	1	0	0	0	0	0	0	0	0	0	0	0	0	1	5	0	0	.138	
Feb 22, 2008	vs Stanford	*	3	0	2	0	0	0	0	0	0	0	0	0	0	0	0	1	5	2	1	.188	
Feb 22, 2008	vs Pacific	*	2	3	2	5	0	0	2	2	0	0	0	0	0	0	0	0	5	1	0	.235	
Feb 23, 2008	vs Oregon	*	3	0	2	0	0	0	0	0	0	0	0	0	0	0	0	0	2	1	0	.270	
Feb 23, 2008	vs San Diego State	*	2	0	0	0	0	0	0	0	0	0	0	0	0	0	0	0	7	2	0	.256	
Feb 24, 2008	vs Georgia	*	3	1	2	2	1	0	1	0	0	0	0	0	0	0	0	1	8	1	0	.286	
Feb 27, 2008	Tulsa	*	2	0	0	1	0	0	0	1	0	0	0	0	0	0	0	0	8	1	0	.273	
Mar. 1, 2008	North Texas	*	1	1	0	0	0	0	1	0	0	0	0	0	0	0	0	0	5	0	0	.267	
Mar 01, 2008	at Memphis	*	5	1	2	2	0	0	0	0	0	0	0	0	0	0	0	1	5	0	0	.280	
Mar 02, 2008	Memphis	*	4	2	2	2	0	0	1	0	0	0	0	0	0	0	0	0	6	1	0	.296	
Mar 02, 2008	at North Texas	*	2	2	1	3	0	0	1	1	0	0	0	0	0	0	0	0	6	1	0	.304	
Mar 05, 2008	at Tulsa	*	3	0	2	0	1	0	0	0	0	0	0	0	0	0	0	0	6	0	0	.322	
Mar 08, 2008	McNeese State	*	3	1	2	1	0	0	0	0	0	0	0	0	0	0	0	0	7	2	0	.339	
Mar 08, 2008	at Drake	*	2	0	0	0	0	0	0	2	0	0	0	0	0	0	0	0	8	0	0	.328	
Mar 09, 2008	Drake	*	3	0	0	0	0	0	0	0	0	0	0	0	0	0	0	0	8	2	0	.313	
Mar 09, 2008	at McNeese State	*	3	0	0	0	0	0	0	0	0	1	0	0	0	0	0	0	8	1	0	.300	
Mar 13, 2008	at Fresno State	*	3	0	1	0	0	0	0	0	0	0	0	0	0	0	0	1	2	2	0	.301	
Mar 14, 2008	vs Cal Poly	*	4	0	0	0	0	0	0	0	0	0	0	0	0	0	0	0	7	3	0	.286	
Mar 14, 2008	vs Colorado State	*	4	2	3	2	0	0	0	0	0	0	0	0	0	0	0	0	2	2	0	.309	
Mar 15, 2008	Sacramento St.	*	2	0	0	0	0	0	0	0	0	0	0	1	0	0	0	0	2	2	0	.301	
Mar 15, 2008	vs California	*	2	0	0	0	0	0	0	0	0	0	0	1	0	0	0	0	12	0	0	.294	
Mar 16, 2008	vs Princeton	*	2	1	1	0	0	0	1	0	0	0	0	0	0	0	0	1	8	2	0	.299	
Mar 19, 2008	Missouri State	*	3	0	0	0	0	0	0	0	0	0	0	0	0	0	0	0	8	4	0	.289	
Mar 21, 2008	Kansas	*	3	0	1	0	0	0	0	0	0	0	0	0	0	0	0	0	7	1	0	.290	
Mar 22, 2008	Kansas	*	3	0	0	0	0	0	0	0	0	0	0	0	0	0	0	0	4	1	0	.281	
Mar 26, 2008	Central Arkansas	*	1	1	0	0	0	0	0	0	0	0	1	0	0	0	0	0	5	0	0	.278	
Mar 29, 2008	at Nebraska-1	*	4	0	0	0	0	0	0	0	0	0	0	0	0	0	0	1	8	2	0	.267	
Mar 29, 2008	at Nebraska-2	*	4	1	3	0	1	0	0	0	0	1	0	0	0	0	0	0	5	2	0	.286	
Apr 07, 2008	at Arkansas-1	*	3	0	0	0	0	0	0	0	0	0	0	0	0	0	0	2	4	3	0	.278	
Apr 07, 2008	at Arkansas	*	2	0	0	0	0	0	0	0	0	0	0	1	0	0	0	0	7	1	0	.273	
Apr 10, 2008	Texas Tech-1	*	4	1	2	0	0	0	1	1	0	0	0	0	0	0	0	0	7	3	0	.281	
Apr 10, 2008	Texas Tech-2	*	3	0	2	0	0	0	0	0	0	0	0	0	0	0	0	0	5	0	0	.291	
Apr 12, 2008	at Texas A&M	*	2	0	1	2	0	0	0	0	0	0	1	0	0	0	0	1	6	1	2	.294	
Apr 13, 2008	at Texas A&M	*	2	0	0	0	0	0	0	0	0	0	0	1	0	0	1	3	0	0	0	.289	
4-19-2008	at Iowa State	*	3	1	1	1	0	0	0	1	0	0	0	0	0	0	0	0	7	2	0	.290	
4-20-2008	at Iowa State	*	4	2	2	3	0	1	0	0	0	0	0	0	0	0	0	0	9	1	0	.297	
Apr 22, 2008	at Oklahoma State	*	2	0	0	0	0	0	0	1	0	0	0	0	0	0	0	0	7	1	0	.292	
Apr 23, 2008	Oklahoma State	*	2	1	1	1	0	0	0	0	0	0	0	1	0	0	0	0	6	0	1	.295	
Apr 26, 2008	Texas	*	4	1	3	3	0	0	1	0	0	0	0	0	0	0	0	0	7	1	0	.309	
Apr 27, 2008	Texas	*	2	1	0	1	0	0	0	1	0	0	0	0	0	0	0	1	5	0	1	.304	
Apr 30, 2008	at Baylor-1	*	3	0	0	0	0	0	0	1	0	0	0	0	0	0	0	0	4	1	0	.298	
Apr 30, 2008	at Baylor-2	*	5	1	2	3	0	0	0	0	0	0	1	0	0	0	0	2	8	1	0	.301	
May 10, 2008	vs Nebraska	*	1	0	1	0	0	0	0	3	0	0	0	0	0	0	0	0	5	1	2	.306	
Totals			53	147	26	45	35	3	1	6	18	1	1	1	4	5	0	0	23	323	60	8	.306

CAREER STATS

	AVG	GP-GS	AB	R	H	2B	3B	HR	RBI	TB	SLG%	BB	HBP	SO	OB%	SF	SH	SB-ATT
2007	.287	52-46	129	19	37	7	0	6	24	62	.481	15	1	15	.358	3	0	1-3
2008	.306	53-53	147	26	45	3	1	6	35	68	.463	18	4	23	.396	0	5	1-2
TOTAL	.297	105-99	276	45	82	10	1	12	59	130	.471	33	5	38	.379	3	5	2-5

#1 HALEY ANDERSON

UTILITY | R/R | 5-1 | FRESHMAN | EDMOND, OKLA. | EDMOND SANTA FE HS

2008 HIGHLIGHTS AND NOTES

Entered starting lineup at the start of Big 12 play and has not disappointed ... Recorded all four of OU's RBIs in 4-0 win over Baylor (4/30) ... One of only two Sooners to record a hit in OU's 1-0 loss against No. 5 Texas A&M (4/13) ... Clutch for the Sooners in OU's 3-2 win over Arkansas as she recorded game-winning RBI and made key throw out at home plate to end the game (4/7) ... Made second consecutive start against Central Arkansas and had career high with five RBI, including a home run (3/26) ... Had career day in start against Kansas as she went 2-for-3 with two RBI and hit first career home run ... Served as a spark in the Oregon game as she earned the first start of her career and made diving catch in left field to save a home run (2/23).

GAME BY GAME

#1 Anderson, Haley - 50 games (All games)

Date	Opponent	GS	AB	R	H	RBI	2B	3B	HR	BB	IBB	SB	CS	HBP	SAC	SF	GDP	K	PO	A	E	Avg	
Feb 08, 2008	at UCLA	0	0	0	0	0	0	0	0	0	0	0	0	0	0	0	0	0	0	0	0	0	.000
Feb 08, 2008	vs UCSB	1	0	0	0	0	0	0	0	0	0	0	0	0	0	0	0	1	0	0	0	0	.000
Feb 10, 2008	UCLA	0	0	0	0	0	0	0	0	0	0	0	1	0	0	0	0	0	0	0	0	0	.000
Feb 12, 2008	St Gregorys	0	0	0	0	0	0	0	0	0	0	0	0	0	0	0	0	0	2	0	0	0	.000
Feb 15, 2008	vs BYU	0	1	0	0	0	0	0	0	0	0	0	0	0	0	0	0	0	0	0	0	0	.000
Feb 15, 2008	vs Northridge	0	0	0	0	0	0	0	0	0	0	0	0	0	0	0	0	0	0	0	0	0	.000
Feb 16, 2008	vs South Carolina	0	0	0	0	0	0	0	0	0	0	0	0	0	0	0	0	0	0	0	0	0	.000
Feb 16, 2008	vs Illinois	0	1	0	0	0	0	0	0	0	0	0	0	0	0	0	0	0	0	0	0	0	.000
Feb 22, 2008	vs Stanford	0	0	0	0	0	0	0	0	0	0	0	0	0	0	0	0	0	0	0	0	0	.000
Feb 22, 2008	vs Pacific	0	1	0	0	0	0	0	0	0	0	0	0	0	0	0	0	0	0	0	0	0	.000
Feb 23, 2008	vs Oregon	*	3	0	0	0	0	0	0	0	0	0	0	0	0	0	0	0	1	0	0	0	.000
Feb 23, 2008	vs San Diego State	*	3	0	0	0	0	0	0	0	0	0	0	0	0	0	0	1	1	0	0	0	.000
Feb 24, 2008	vs Georgia	0	0	0	0	0	0	0	0	0	0	0	0	0	0	0	0	0	0	0	0	0	.000
Feb 27, 2008	Tulsa	1	0	0	0	0	0	0	0	0	0	0	0	0	0	0	0	0	0	0	0	0	.000
Mar. 1, 2008	North Texas	*	2	2	1	1	0	0	0	0	0	1	0	1	0	0	0	0	0	0	0	0	.100
Mar 01, 2008	at Memphis	0	1	0	0	0	0	0	1	0	0	0	0	0	0	0	0	0	0	0	0	0	.100
Mar 02, 2008	Memphis	0	0	0	0	0	0	0	1	0	0	0	0	0	0	0	0	0	0	0	0	0	.100
Mar 02, 2008	at North Texas	1	0	0	0	0	0	0	0	0	0	0	0	0	0	0	0	0	0	0	0	0	.091
Mar 05, 2008	at Tulsa	1	0	0	0	0	0	0	0	0	0	0	0	0	0	0	0	0	0	0	0	0	.083
Mar 08, 2008	McNeese State	*	2	1	1	0	0	0	1	0	0	0	0	0	0	0	0	0	0	0	0	0	.143
Mar 08, 2008	at Drake	*	2	1	0	0	0	0	1	0	0	0	0	0	0	0	0	0	1	0	0	0	.125
Mar 09, 2008	Drake	1	0	1	1	0	0	0	0	0	0	0	0	0	0	0	0	0	0	0	0	0	.176
Mar 09, 2008	at McNeese State	1	0	0	0	0	0	0	0	0	0	0	0	0	0	0	0	0	0	0	0	0	.167
Mar 14, 2008	vs Cal Poly	*	1	0	0	0	0	0	0	0	0	0	0	0	0	0	0	0	0	0	0	0	.158
Mar 14, 2008	vs Colorado State	0	0	0	0	0	0	0	0	0	0	0	1	0	0	0	0	0	0	0	0	0	.158
Mar 15, 2008	Sacramento St.	0	0	0	0	0	0	0	0	0	0	0	1	0	0	0	0	0	0	0	0	0	.158
Mar 15, 2008	vs California	0	0	0	0	0	0	0	0	0	0	1	0	0	0	0	0	0	0	0	0	0	.158
Mar 19, 2008	Missouri State	0	1	0	0	0	0	0	0	0	0	1	0	0	0	0	0	0	0	0	0	0	.158
Mar 21, 2008	Kansas	0	0	0	0	0	0	0	0	0	0	0	0	0	0	0	0	0	0	0	0	0	.158
Mar 22, 2008	Kansas	*	3	2	2	2	0	0	1	0	0	0	0	0	0	0	0	0	0	0	0	0	.227
Mar 26, 2008	Central Arkansas	*	4	3	3	5	1	0	1	0	0	0	0	0	0	0	0	0	2	0	0	0	.308
Mar 29, 2008	at Nebraska-1	*	2	0	0	0	0	0	0	1	0	0	0	0	0	0	0	0	2	0	0	0	.286
Mar 29, 2008	at Nebraska-2	*	3	0	0	0	0	0	0	0	0	0	0	0	0	0	0	0	2	0	0	0	.258
Apr 05, 2008	Missouri	*	2	1	0	0	0	0	0	0	0	0	0	0	0	0	0	1	0	0	0	0	.242
Apr 06, 2008	Missouri	*	2	1	2	0	0	0	1	0	0	1	0	0	0	0	0	0	0	0	0	0	.286
Apr 07, 2008	at Arkansas-1	*	2	0	0	0	0	0	0	1	0	0	0	0	0	0	0	0	0	0	0	0	.270
Apr 07, 2008	at Arkansas	*	3	0	0	1	0	0	0	0	0	0	0	0	0	0	0	0	0	1	0	0	.250
Apr 10, 2008	Texas Tech-1	*	4	0	1	0	0	0	0	0	0	0	0	0	0	0	0	0	0	0	0	0	.250
Apr 10, 2008	Texas Tech-2	*	3	2	2	0	1	0	0	0	0	0	0	0	0	0	0	1	0	0	1	0	.277
Apr 12, 2008	at Texas A&M	*	1	0	0	0	0	0	0	0	0	0	0	0	0	0	0	1	0	0	0	0	.271
Apr 13, 2008	at Texas A&M	*	2	0	1	0	0	0	0	0	0	0	0	0	0	0	0	0	2	0	0	0	.280
4-19-2008	at Iowa State	*	2	0	1	0	0	0	0	0	0	0	0	0	0	0	0	0	0	0	0	0	.288
4-20-2008	at Iowa State	*	2	0	0	0	0	0	0	1	0	0	1	0	0	0	0	0	2	0	0	0	.278
Apr 22, 2008	at Oklahoma State	*	3	0	0	0	0	0	0	0	0	0	0	0	0	0	0	2	1	0	0	0	.263
Apr 23, 2008	Oklahoma State	*	2	0	0	0	0	0	0	0	0	0	0	0	0	0	0	0	4	0	0	0	.254
Apr 26, 2008	Texas	*	2	0	0	0	0	0	0	0	0	0	0	0	0	0	0	1	1	0	0	0	.246
Apr 27, 2008	Texas	*	2	1	1	1	0	0	0	0	0	0	0	0	0	0	0	0	2	0	0	0	.254
Apr 30, 2008	at Baylor-1	*	3	0	2	4	0	1	0	0	0	0	1	0	0	0	0	0	2	0	0	0	.273
Apr 30, 2008	at Baylor-2	*	5	0	1	0	0	0	0	1	0	0	0	0	0	0	0	0	6	0	0	0	.268
May 10, 2008	vs Nebraska	*	4	0	0	0	0	0	0	0	0	0	0	0	0	0	0	1	0	0	0	0	.253
Totals		27	75	19	19	15	2	1	2	9	0	4	5	1	0	0	0	9	31	1	1	0	.253



SINGLE GAME BESTS

- Runs _____ Three
vs. Central Arkansas
March 26, 2008
- Hits _____ Three
vs. Central Arkansas
March 26, 2008
- RBI _____ Five
vs. Central Arkansas
March 26, 2008
- Total Bases _____ Five (twice)
last vs. Central Arkansas
March 26, 2008
- Stolen Bases _____ One (three times)
last vs. Missouri
April 6, 2008
- Walks _____ One (eight times)
last vs. Iowa State
April 20, 2008
- Doubles _____ One
vs. Texas Tech
April 10, 2008



#21 DANI DOBBS

INFIELD | R/R | 5-4 | FRESHMAN | MOORE, OKLA. | MOORE HS



SINGLE GAME BESTS

Runs _____ One (ten times)
last vs. Texas
April 26, 2008

Hits _____ One (twice)
last vs. Central Arkansas
March 26, 2008

Walks _____ One (three times)
last vs. Iowa State
April 19, 2008

Stolen Bases _____ One (twice)
last vs. Drake
March 9, 2008



2008 HIGHLIGHTS AND NOTES

Will fill in as a sub at third base for Jessica Legendre ... Also works as a pinch runner.

GAME BY GAME

#21 Dobbs, Dani - 42 games (All games)

Date	Opponent	GS	AB	R	H	RBI	2B	3B	HR	BB	IBB	SB	CS	HBP	SAC	SF	GDP	K	PO	A	E	Avg	
Feb 08, 2008	at UCLA	*	1	0	0	0	0	0	0	1	0	0	0	0	0	0	0	0	2	0	1	.000	
Feb 08, 2008	vs UCSB		0	0	0	0	0	0	0	0	0	0	0	0	0	0	0	0	1	0	0	.000	
Feb 09, 2008	at Cal St. Fullerton	*	0	0	0	0	0	0	0	0	0	0	0	0	0	0	0	0	0	0	1	.000	
Feb 10, 2008	UCLA		0	1	0	0	0	0	0	0	0	0	0	0	0	0	0	0	0	0	0	.000	
Feb 15, 2008	vs BYU		0	1	0	0	0	0	0	0	0	1	0	0	0	0	0	0	0	0	0	.000	
Feb 15, 2008	vs Northridge		0	1	0	0	0	0	0	0	0	0	0	0	0	0	0	0	0	0	0	.000	
Feb 16, 2008	vs South Carolina		0	1	0	0	0	0	0	0	0	0	0	0	0	0	0	0	0	0	0	.000	
Feb 16, 2008	vs Illinois		0	1	0	0	0	0	0	0	0	0	0	0	0	0	0	0	0	0	0	.000	
Feb 17, 2008	vs Cal Poly		0	0	0	0	0	0	0	0	0	0	0	0	0	0	0	0	0	0	0	.000	
Feb 22, 2008	vs Stanford		0	0	0	0	0	0	0	0	0	0	0	0	0	0	0	0	0	0	0	.000	
Feb 22, 2008	vs Pacific		1	0	0	0	0	0	0	0	0	0	0	0	0	0	0	0	0	0	0	.000	
Feb 23, 2008	vs Oregon		0	0	0	0	0	0	0	0	0	0	0	0	0	0	0	0	0	0	0	.000	
Feb 27, 2008	Tulsa		0	0	0	0	0	0	0	0	0	0	0	0	0	0	0	0	0	0	0	.000	
Mar. 1, 2008	North Texas		1	0	0	0	0	0	0	0	0	0	0	0	0	0	0	0	0	0	0	.000	
Mar 01, 2008	at Memphis		1	0	0	0	0	0	0	0	0	0	0	0	0	0	0	0	0	0	0	.000	
Mar 02, 2008	Memphis		0	0	0	0	0	0	0	0	0	0	0	0	0	0	0	0	1	1	1	.000	
Mar 05, 2008	at Tulsa		0	1	0	0	0	0	0	0	0	0	0	0	0	0	0	0	0	0	0	.000	
Mar 08, 2008	McNeese State		0	1	0	0	0	0	0	0	0	0	0	0	0	0	0	0	0	0	0	.000	
Mar 08, 2008	at Drake		0	1	0	0	0	0	0	0	0	1	0	1	0	0	0	0	0	0	0	.000	
Mar 09, 2008	Drake		0	1	0	0	0	0	0	0	0	0	0	0	0	0	0	0	0	0	0	.000	
Mar 09, 2008	at McNeese State		2	0	1	0	1	0	0	0	0	0	0	0	0	0	0	0	0	1	0	.167	
Mar 14, 2008	vs Cal Poly		2	0	0	0	0	0	0	0	0	0	0	0	0	0	0	0	2	1	0	.125	
Mar 15, 2008	Sacramento St.		0	0	0	0	0	0	0	0	0	0	0	0	0	0	0	0	0	0	0	.125	
Mar 16, 2008	vs Princeton		0	1	0	0	0	0	0	0	0	0	0	0	0	0	0	0	0	0	0	.125	
Mar 19, 2008	Missouri State		0	0	0	0	0	0	0	0	0	0	0	0	0	0	0	0	0	0	0	.125	
Mar 21, 2008	Kansas	*	2	0	0	0	0	0	0	0	0	0	0	0	0	0	0	0	1	0	0	.100	
Mar 26, 2008	Central Arkansas		1	1	1	0	0	0	1	0	0	0	0	0	0	0	0	0	0	3	0	.182	
Mar 29, 2008	at Nebraska-1		1	1	0	0	0	0	0	0	0	0	0	0	0	0	0	0	0	0	0	.167	
Mar 29, 2008	at Nebraska-2		1	0	0	0	0	0	0	0	0	0	0	0	0	0	0	0	0	0	0	.154	
Apr 05, 2008	Missouri		0	1	0	0	0	0	0	0	0	0	0	0	0	0	0	0	0	0	0	.154	
Apr 06, 2008	Missouri		0	1	0	0	0	0	0	0	0	0	0	0	0	0	0	0	0	0	0	.154	
Apr 07, 2008	at Arkansas-1		0	0	0	0	0	0	0	0	0	0	0	0	0	0	0	0	0	0	0	.154	
Apr 07, 2008	at Arkansas		0	0	0	0	0	0	0	0	0	0	0	0	0	0	0	0	0	0	0	.154	
Apr 10, 2008	Texas Tech-1		0	0	0	0	0	0	0	0	0	0	0	0	0	0	0	0	0	0	0	.154	
Apr 12, 2008	at Texas A&M		1	0	0	0	0	0	0	0	0	0	0	0	0	0	0	1	1	1	0	.143	
4-19-2008	at Iowa State		0	0	0	0	0	0	1	0	0	0	0	0	0	0	0	0	0	0	0	.143	
4-20-2008	at Iowa State		1	0	0	0	0	0	0	0	0	0	0	0	0	0	0	0	0	2	0	.133	
Apr 23, 2008	Oklahoma State		0	0	0	0	0	0	0	0	0	1	0	0	0	0	0	0	0	0	0	.133	
Apr 26, 2008	Texas		0	1	0	0	0	0	0	0	0	0	0	0	0	0	0	0	0	0	0	.133	
Apr 30, 2008	at Baylor-1		0	1	0	0	0	0	0	0	0	0	0	0	0	0	0	0	0	0	0	.133	
Apr 30, 2008	at Baylor-2		0	0	0	0	0	0	0	0	0	0	0	0	0	0	0	0	0	0	0	.133	
May 10, 2008	vs Nebraska		0	1	0	0	0	0	0	0	0	0	0	0	0	0	0	0	0	0	0	.133	
Totals			3	15	17	2	0	1	0	0	3	0	3	0	1	0	0	0	1	8	9	3	.133

#9 KRYSTLE HUEY

OUTFIELD | L/R | 5-1 | FRESHMAN | GARLAND, TEXAS | GARLAND HS

2008 HIGHLIGHTS AND NOTES

A slap hitter that plays center field ... Notched key triple in OU's 6-5 loss to Nebraska in Big 12 Championship (5/10) ... Hit key two-RBI triple against Tulsa (3/5) ... One of the fastest players on the team.

GAME BY GAME

#9 Huey, Krystle - 52 games (All games)

Date	Opponent	GS	AB	R	H	RBI	2B	3B	HR	BB	IBB	SB	CS	HBP	SAC	SF	GDP	K	PO	A	E	Avg	
Feb 08, 2008	at UCLA		0	0	0	0	0	0	0	0	0	0	0	0	0	0	0	0	0	0	0	0	.000
Feb 08, 2008	vs UCSB	*	3	0	2	1	1	0	0	0	0	0	0	0	1	0	0	0	0	0	0	0	.667
Feb 09, 2008	vs Nevada		0	0	0	0	0	0	0	0	0	0	0	0	0	0	0	0	0	0	0	0	.667
Feb 09, 2008	at Cal St. Fullerton	*	3	0	0	0	0	0	0	0	0	0	0	0	0	0	0	0	2	0	0	0	.333
Feb 10, 2008	UCLA	*	4	2	1	0	0	0	0	0	0	0	0	0	0	0	0	2	0	0	0	0	.300
Feb 12, 2008	St Gregorys	*	2	0	0	0	0	0	0	0	0	0	0	0	0	0	0	0	0	0	0	0	.250
Feb 15, 2008	vs BYU	*	4	0	0	0	0	0	0	0	0	0	0	0	1	0	0	0	0	0	0	0	.188
Feb 15, 2008	vs Northridge		0	0	0	0	0	0	0	0	0	0	0	0	0	0	0	0	0	0	0	0	.188
Feb 16, 2008	vs South Carolina		0	0	0	0	0	0	0	0	0	0	0	0	0	0	0	0	1	0	0	0	.188
Feb 16, 2008	vs Illinois		0	0	0	0	0	0	0	0	0	0	1	0	0	0	0	0	0	0	0	0	.188
Feb 17, 2008	vs Cal Poly		0	0	0	0	0	0	0	0	0	0	0	0	0	0	0	0	0	0	0	0	.188
Feb 22, 2008	vs Stanford		0	0	0	0	0	0	0	0	0	1	0	0	0	0	0	0	0	0	0	0	.188
Feb 22, 2008	vs Pacific	*	2	0	0	0	0	0	0	0	0	0	0	0	1	0	0	0	0	0	0	0	.167
Feb 23, 2008	vs Oregon		0	0	0	0	0	0	0	0	0	0	0	0	0	0	0	0	0	0	0	0	.167
Feb 23, 2008	vs San Diego State		0	0	0	0	0	0	0	0	0	0	0	0	0	0	0	0	0	0	0	0	.167
Feb 24, 2008	vs Georgia	*	3	0	0	0	0	0	0	0	0	0	0	0	0	0	0	0	0	0	0	0	.143
Feb 27, 2008	Tulsa	*	2	2	0	0	0	0	2	0	0	1	0	0	0	0	0	0	0	0	0	0	.130
Mar 01, 2008	at Memphis	*	2	1	1	1	1	0	0	1	0	0	0	0	1	0	0	0	0	0	0	0	.160
Mar 02, 2008	Memphis	*	2	0	1	1	1	0	0	0	0	0	0	0	0	0	0	0	0	0	0	0	.185
Mar 02, 2008	at North Texas	*	3	0	0	0	0	0	0	0	0	0	0	0	0	0	0	1	1	0	0	0	.167
Mar 05, 2008	at Tulsa	*	3	0	1	2	0	1	0	0	0	0	0	0	0	0	0	0	0	0	0	0	.182
Mar 08, 2008	McNeese State	*	3	0	1	1	0	0	0	0	0	0	0	0	0	0	0	0	2	0	0	0	.194
Mar 08, 2008	at Drake		0	1	0	0	0	0	0	0	0	1	0	0	0	0	0	0	0	0	0	0	.194
Mar 09, 2008	Drake	*	2	0	0	0	0	0	0	0	0	0	0	0	0	0	0	0	0	0	0	0	.184
Mar 13, 2008	at Fresno State	*	2	0	0	0	0	0	0	0	0	0	0	0	0	0	1	0	0	0	0	0	.175
Mar 14, 2008	vs Cal Poly		2	0	0	0	0	0	0	0	0	0	0	0	0	0	0	2	0	0	0	0	.167
Mar 14, 2008	vs Colorado State		0	1	0	0	0	0	0	0	0	1	0	0	0	0	0	0	0	0	0	0	.167
Mar 15, 2008	Sacramento St.		1	0	0	0	0	0	0	0	0	0	0	0	0	0	0	0	0	0	0	0	.163
Mar 15, 2008	vs California	*	3	0	1	0	0	0	0	0	0	1	0	0	0	0	0	0	0	0	0	0	.174
Mar 16, 2008	vs Princeton		0	1	0	0	0	0	0	0	0	0	0	0	0	0	0	0	0	0	0	0	.174
Mar 19, 2008	Missouri State		0	0	0	0	0	0	0	0	0	1	0	0	0	0	0	0	0	0	0	0	.174
Mar 21, 2008	Kansas		0	0	0	0	0	0	0	0	0	0	0	0	0	0	0	0	0	0	0	0	.174
Mar 26, 2008	Central Arkansas		2	1	0	0	0	0	1	0	0	0	0	0	0	0	0	0	0	0	0	0	.167
Mar 29, 2008	at Nebraska-1		1	0	0	0	0	0	0	0	0	0	0	0	0	0	0	1	0	0	0	0	.163
Mar 29, 2008	at Nebraska-2		0	2	0	0	0	0	1	0	0	0	0	0	0	0	0	0	0	0	0	0	.163
Apr 05, 2008	Missouri	*	4	0	1	1	0	0	0	0	0	0	0	0	0	0	0	1	0	0	0	0	.170
Apr 06, 2008	Missouri	*	4	0	1	0	0	0	0	0	0	1	0	0	0	0	0	2	0	0	0	0	.175
Apr 07, 2008	at Arkansas-1		0	0	0	0	0	0	0	0	0	0	0	0	0	0	0	0	0	0	0	0	.175
Apr 07, 2008	at Arkansas		0	0	0	0	0	0	0	0	0	0	0	0	0	0	0	0	0	0	0	0	.175
Apr 10, 2008	Texas Tech-1		0	0	0	0	0	0	0	0	0	0	0	0	0	0	0	0	0	0	0	0	.175
Apr 10, 2008	Texas Tech-2		1	0	0	0	0	0	0	0	0	0	0	0	0	0	0	1	0	0	0	0	.172
Apr 12, 2008	at Texas A&M		2	0	0	0	0	0	0	0	0	0	0	0	0	0	0	1	0	0	0	0	.167
Apr 13, 2008	at Texas A&M		0	0	0	0	0	0	0	0	0	0	0	0	0	0	0	0	0	0	0	0	.167
4-19-2008	at Iowa State		1	1	1	0	0	0	0	0	0	1	0	0	0	0	0	0	0	0	0	0	.180
4-20-2008	at Iowa State		1	1	1	0	0	0	0	0	0	1	1	0	0	0	0	0	0	0	0	0	.194
Apr 22, 2008	at Oklahoma State		0	0	0	0	0	0	0	0	0	0	0	0	0	0	0	0	0	0	0	0	.194
Apr 23, 2008	Oklahoma State		2	1	0	0	0	0	0	0	0	0	0	0	0	0	0	1	0	0	0	0	.188
Apr 26, 2008	Texas	*	2	2	0	0	0	0	1	0	0	0	0	1	0	0	1	0	0	0	0	0	.182
Apr 27, 2008	Texas	*	3	1	3	2	1	0	0	0	0	0	0	0	0	0	0	1	0	0	0	0	.217
Apr 30, 2008	at Baylor-1	*	3	0	0	0	0	0	1	0	0	0	0	0	0	0	0	0	0	0	0	0	.208
Apr 30, 2008	at Baylor-2	*	6	1	1	0	0	0	1	0	0	0	0	0	0	0	0	1	0	0	0	0	.205
May 10, 2008	vs Nebraska	*	4	2	1	0	0	1	0	0	0	1	0	0	0	0	0	2	0	0	0	0	.207
Totals			23	82	20	17	9	3	2	0	8	0	10	2	0	5	0	0	8	16	0	0	.207



SINGLE GAME BESTS

Runs _____ Two (four times)
last vs. Texas
April 26, 2008

Hits _____ Three
vs. Texas
April 27, 2008

Doubles _____ One (three times)
last vs. Texas
April 27, 2008

RBI _____ Two (two times)
last vs. Texas
April 27, 2008


Stolen Bases _____ One (nine times)
last vs. Iowa State
April 20, 2008

Walks _____ Two
last vs. Tulsa
Feb. 27, 2008



#3 CHANA'E JONES

OUTFIELD | L/R | 5-6 | FRESHMAN | SAN JOSE, CALIF. | VALLEY CHRISTIAN HS



2008 HIGHLIGHTS AND NOTES

Had career night against Central Arkansas with a 2-for-4 outing (3/26).

GAME BY GAME

#3 Jones, Chana'e - 33 games (All games)

Date	Opponent	GS	AB	R	H	RBI	2B	3B	HR	BB	IBB	SB	CS	HBP	SAC	SF	GDP	K	PO	A	E	Avg
Feb 08, 2008	at UCLA	*	3	0	0	0	0	0	0	0	0	0	0	0	0	0	0	2	0	0	0	.000
Feb 09, 2008	at Cal St. Fullerton		2	0	0	0	0	0	0	0	0	0	0	0	0	0	0	0	0	0	0	.000
Feb 15, 2008	vs Northridge		1	0	0	0	0	0	0	0	0	0	0	0	0	0	0	0	0	0	0	.000
Feb 16, 2008	vs South Carolina	*	4	0	0	0	0	0	0	0	0	0	0	0	0	0	0	1	2	0	0	.000
Feb 16, 2008	vs Illinois	*	4	0	1	0	0	0	0	0	0	0	0	0	0	0	0	0	0	0	0	.071
Feb 17, 2008	vs Cal Poly	*	4	0	1	0	1	0	0	0	0	0	0	0	0	0	0	0	0	0	0	.111
Feb 22, 2008	vs Stanford	*	3	0	0	0	0	0	1	0	0	0	0	0	0	0	0	1	0	0	0	.095
Feb 22, 2008	vs Pacific	*	2	2	1	1	0	0	1	0	0	0	0	0	0	0	0	1	0	0	0	.130
Feb 23, 2008	vs Oregon	*	4	0	0	0	0	0	0	0	0	0	0	0	0	0	0	0	0	0	0	.111
Feb 23, 2008	vs San Diego State	*	2	0	0	0	0	0	0	0	0	0	0	0	0	0	0	0	0	0	0	.103
Feb 24, 2008	vs Georgia		1	0	0	0	0	0	0	0	0	0	0	0	0	0	0	1	0	0	0	.100
Feb 27, 2008	Tulsa		0	0	0	1	0	0	1	0	0	0	0	0	0	0	0	0	0	0	0	.100
Mar 01, 2008	at Memphis	*	3	2	1	1	1	0	0	1	0	0	0	0	0	0	0	0	0	0	0	.121
Mar 02, 2008	Memphis	*	2	1	1	2	0	0	1	0	0	0	0	0	0	0	0	0	0	0	0	.143
Mar 02, 2008	at North Texas	*	3	0	0	0	0	0	0	0	0	0	0	0	0	0	0	0	0	0	0	.132
Mar 05, 2008	at Tulsa	*	2	0	0	0	0	0	0	0	0	0	0	0	0	0	0	2	0	0	0	.125
Mar 08, 2008	at Drake		0	0	0	0	0	0	1	0	0	0	0	0	0	0	0	0	0	0	0	.125
Mar 09, 2008	at McNeese State		1	0	0	0	0	0	0	0	0	0	0	0	0	0	0	0	0	0	0	.122
Mar 14, 2008	vs Colorado State		1	0	1	0	0	0	0	0	0	0	0	0	0	0	0	0	0	0	0	.143
Mar 15, 2008	Sacramento St.		0	0	0	0	0	0	1	0	0	0	0	0	0	0	0	0	0	0	0	.143
Mar 15, 2008	vs California		1	0	0	0	0	0	0	0	0	0	0	0	0	0	0	1	0	0	0	.140
Mar 21, 2008	Kansas	*	3	0	0	0	0	0	0	0	0	0	0	0	0	0	0	2	0	0	0	.130
Mar 26, 2008	Central Arkansas	*	4	3	2	0	0	0	0	0	0	0	0	0	0	0	0	0	0	0	0	.160
Mar 29, 2008	at Nebraska-2		1	0	1	2	1	0	0	0	0	0	0	0	0	0	0	0	0	0	0	.176
Apr 05, 2008	Missouri		1	0	1	0	0	0	0	0	0	0	0	0	0	0	0	0	0	0	0	.192
Apr 10, 2008	Texas Tech-2		0	0	0	0	0	0	0	0	0	0	0	0	0	0	0	0	0	0	0	.192
4-19-2008	at Iowa State	*	3	0	1	0	0	0	0	0	0	0	0	0	0	0	0	0	0	0	0	.200
4-20-2008	at Iowa State	*	2	0	0	0	0	0	1	0	0	0	0	0	0	0	0	0	2	0	0	.193
Apr 22, 2008	at Oklahoma State		2	0	0	0	0	0	0	0	0	0	0	0	0	0	0	1	0	0	0	.186
Apr 23, 2008	Oklahoma State	*	2	0	1	0	0	0	0	0	0	0	0	0	0	0	0	0	0	0	1	.197
Apr 26, 2008	Texas		1	0	0	0	0	0	0	0	0	0	0	0	0	0	0	0	0	0	0	.194
Apr 30, 2008	at Baylor-2		0	1	0	0	0	0	0	0	0	0	0	0	0	0	0	0	0	0	0	.194
May 10, 2008	vs Nebraska		3	0	0	0	0	0	0	0	0	0	0	0	0	0	0	0	0	0	0	.185
Totals			17	65	9	12	7	3	0	0	8	0	0	0	0	0	0	12	4	0	1	.185

SINGLE GAME BESTS

Runs _____ Three
vs. Central Arkansas
March 26, 2008

Hits _____ Two
vs. Central Arkansas
March 26, 2008

Doubles _____ One (three times)
last vs. Nebraska
March 29, 2008

RBI _____ 2 (two times)
last vs. Nebraska
March 29, 2008

Walks _____ One (eight times)
vs. Iowa State
April 20, 2008

Stolen Bases _____



#30 WENDY TROTT

UTILITY | L/L | 5-11 | FRESHMAN | FOUNTAIN VALLEY, CALIF. | FOUNTAIN VALLEY HS

2008 HIGHLIGHTS AND NOTES

Draws comparison to current Sooner Samantha Ricketts ... Hit solo home run in OU's 6-1 victory over Oklahoma State (4/23) ... Recorded a perfect 4-for-4 outing with three RBI and a home run against Central Arkansas (3/26) ... Caught fire at Capital Classic where she hit .462 with four RBI and a home run ... Hit home run and had other RBI in OU's 2-0 win over Sacramento State as she went 3-for-3 from the plate (3/15) .. Pounded three home runs at OU Worth Invitational, including two in game against Drake (3/9) ... Started off OU career hot as she owned a .462 batting average in OU's opening weekend of play at the UCLA Tournament ... Pounded first home run of her career against Cal State Northridge (2/15) ... Recorded key RBI in OU's 3-2 victory over Cal Poly (2/17).

GAME BY GAME

#30 Trott, Wendy - 50 games (All games)

Date	Opponent	GS	AB	R	H	RBI	2B	3B	HR	BB	IBB	SB	CS	HBP	SAC	SF	GDP	K	PO	A	E	Avg
Feb 08, 2008	at UCLA		1	0	1	0	0	0	0	0	0	0	0	0	0	0	0	0	0	0	0	1.000
Feb 08, 2008	vs UCSB	*	4	1	3	2	1	0	0	0	0	0	0	0	0	0	0	0	0	0	0	.800
Feb 09, 2008	vs Nevada	*	3	0	1	0	0	0	0	0	0	0	0	0	0	0	0	0	0	0	0	.625
Feb 09, 2008	at Cal St. Fullerton	*	2	0	1	0	0	0	0	0	0	0	0	0	0	0	0	1	0	0	0	.600
Feb 10, 2008	UCLA	*	3	0	0	0	0	0	0	0	0	0	0	0	0	0	0	2	0	0	0	.462
Feb 12, 2008	St Gregorys	*	3	0	1	3	1	0	0	0	0	0	0	0	0	0	0	0	0	0	0	.438
Feb 15, 2008	vs BYU	*	3	0	0	0	0	0	0	1	0	0	0	0	0	0	0	0	0	0	0	.368
Feb 15, 2008	vs Northridge	*	2	1	1	3	0	0	1	1	0	0	0	0	0	0	0	1	0	0	0	.381
Feb 16, 2008	vs South Carolina	*	2	0	0	0	0	0	0	1	0	0	0	0	0	0	0	0	0	0	0	.348
Feb 16, 2008	vs Illinois	*	3	0	0	0	0	0	0	0	0	0	0	0	0	0	0	2	0	0	0	.308
Feb 17, 2008	vs Cal Poly	*	3	0	0	1	0	0	0	0	0	0	0	0	0	0	0	0	0	0	0	.276
Feb 22, 2008	vs Stanford	*	2	0	0	0	0	0	0	0	0	0	0	0	0	0	0	2	0	0	0	.258
Feb 22, 2008	vs Pacific	*	1	0	0	0	0	0	0	0	0	0	0	0	0	0	0	0	0	0	0	.250
Feb 24, 2008	vs Georgia	*	2	0	0	0	0	0	0	0	0	0	0	0	0	0	0	1	0	0	0	.235
Feb 27, 2008	Tulsa	*	0	0	0	1	0	0	0	1	0	0	0	1	0	0	0	0	0	0	0	.235
Mar. 1, 2008	North Texas	*	2	0	1	0	0	0	0	0	0	0	0	0	0	0	0	0	0	0	0	.250
Mar 01, 2008	at Memphis	*	1	0	0	0	0	0	0	0	0	0	0	0	0	0	0	0	0	0	0	.243
Mar 02, 2008	Memphis	*	1	0	0	0	0	0	0	0	0	0	0	0	0	0	0	1	0	0	0	.237
Mar 05, 2008	at Tulsa	*	1	0	1	0	0	0	0	0	0	0	0	0	0	0	0	0	0	0	0	.256
Mar 08, 2008	at Drake	*	0	0	0	0	0	0	0	1	0	0	0	0	0	0	0	0	0	0	0	.256
Mar 09, 2008	Drake	*	2	2	2	4	0	0	2	0	0	0	0	0	0	0	0	0	0	0	0	.293
Mar 09, 2008	at McNeese State	*	3	2	1	1	0	0	1	0	0	0	0	0	0	0	0	0	0	0	0	.295
Mar 13, 2008	at Fresno State	*	3	0	0	0	0	0	0	0	0	0	0	0	0	0	0	1	0	0	0	.277
Mar 14, 2008	vs Colorado State	*	4	0	2	2	0	0	0	0	0	0	0	0	0	0	0	0	0	0	0	.294
Mar 15, 2008	Sacramento St.	*	3	1	3	2	0	0	1	0	0	0	0	0	0	0	0	0	0	0	0	.333
Mar 15, 2008	vs California	*	3	0	1	0	0	0	0	0	0	0	0	0	0	0	0	0	0	0	0	.333
Mar 16, 2008	vs Princeton	*	3	0	0	0	0	0	0	0	0	0	0	0	0	0	0	1	0	0	0	.317
Mar 19, 2008	Missouri State	*	3	0	0	0	0	0	0	0	0	0	0	0	0	0	0	0	0	0	0	.302
Mar 21, 2008	Kansas	*	3	0	1	0	0	0	0	0	0	0	0	0	0	0	0	1	0	0	0	.303
Mar 22, 2008	Kansas	*	3	0	0	0	0	0	0	0	0	0	0	0	0	0	0	0	0	0	0	.290
Mar 26, 2008	Central Arkansas	*	4	3	4	3	0	0	1	0	0	0	0	0	0	0	0	0	5	0	0	.329
Mar 29, 2008	at Nebraska-1	*	3	0	2	0	0	0	0	0	0	0	0	0	0	0	0	0	0	0	0	.342
Mar 29, 2008	at Nebraska-2	*	3	0	0	0	0	0	0	0	0	0	0	0	0	0	0	2	0	0	0	.329
Apr 05, 2008	Missouri	*	1	0	0	0	0	0	0	1	0	0	0	0	0	0	0	1	0	0	0	.325
Apr 06, 2008	Missouri	*	3	0	1	0	0	0	0	0	0	0	0	0	0	0	0	0	0	0	0	.325
Apr 07, 2008	at Arkansas-1	*	3	0	1	0	0	0	0	0	0	0	0	0	0	0	0	1	0	0	0	.326
Apr 07, 2008	at Arkansas	*	3	0	0	0	0	0	0	0	0	0	0	0	0	0	0	1	0	0	0	.315
Apr 10, 2008	Texas Tech-1	*	3	0	1	0	0	0	0	1	1	0	0	0	1	0	0	0	0	0	0	.315
Apr 10, 2008	Texas Tech-2	*	3	0	0	1	0	0	0	0	0	0	0	0	0	0	0	0	0	0	0	.305
Apr 12, 2008	at Texas A&M	*	2	0	1	0	0	0	0	0	0	0	0	0	0	0	0	0	0	0	0	.309
Apr 13, 2008	at Texas A&M	*	3	0	0	0	0	0	0	0	0	0	0	0	0	0	0	2	0	0	0	.300
4-19-2008	at Iowa State	*	2	1	1	1	0	0	0	0	0	0	0	0	0	0	0	0	0	0	0	.304
4-20-2008	at Iowa State	*	2	0	0	0	0	0	0	0	0	0	0	0	0	0	0	0	0	0	0	.298
Apr 22, 2008	at Oklahoma State	*	3	0	0	0	0	0	0	0	0	0	0	0	0	0	0	0	0	0	0	.290
Apr 23, 2008	Oklahoma State	*	2	1	1	1	0	0	1	0	0	0	0	0	1	0	0	0	0	0	0	.294
Apr 26, 2008	Texas	*	4	0	1	0	0	0	0	0	0	0	0	0	0	0	0	0	0	0	0	.292
Apr 27, 2008	Texas	*	3	1	1	0	0	0	0	0	0	0	0	0	0	0	0	2	0	0	0	.293
Apr 30, 2008	at Baylor-1	*	1	0	0	0	0	0	0	2	1	0	0	0	0	0	0	1	0	0	0	.291
Apr 30, 2008	at Baylor-2	*	6	0	1	2	0	0	0	0	0	0	0	0	0	0	0	0	0	0	0	.285
May 10, 2008	vs Nebraska	*	1	0	0	0	0	0	0	0	0	0	0	0	0	0	0	1	0	0	0	.282
Totals			44	124	13	35	27	2	0	7	9	2	0	0	1	2	0	0	24	5	0	.282



SINGLE GAME BESTS

Runs _____ Three
vs. Central Arkansas
March 26, 2008

Hits _____ Four
vs. Central Arkansas
March 26, 2008

Doubles _____ One (twice)
last vs. St. Gregory's
Feb. 12, 2008

RBI _____ Three (three times)
last vs. Central Arkansas
March 26, 2008

Walks _____ two
vs. Baylor
April 30, 2008

