



2008 TCU Horned Frog FOOTBALL

Media Contact: Mark Cohen — TCU Athletics Media Relations Director
 (817) 257-5394 direct office ♦ (817) 257-7969 main office ♦ (817) 343-2017 cell
 (817) 257-7964 fax ♦ m.cohen@tcu.edu ♦ www.GoFrogs.com

No. 23 TCU (4-0) at No. 2 Oklahoma (3-0)

Sept. 27 ♦ Norman, Okla. ♦ 6 p.m. (Central)

Gaylord Family - Oklahoma Memorial Stadium (82,112) ♦ FSN

TCU

Day	Opponent	Time/Result
Aug. 30	at New Mexico*	W, 26-3
Sept. 6	Stephen F. Austin	W, 67-7
Sept. 13	Stanford	W, 31-14
Sept. 20	at SMU	W, 48-7
Sept. 27	at No. 2 Oklahoma	6:00
Oct. 4	San Diego State*	5:00
Oct. 11	at Colorado State*	2:30
Oct. 16	No. 11 BYU*	7:00
Oct. 25	Wyoming*	5:00
Nov. 1	at UNLV*	7:00
Nov. 6	at No. 17 Utah*	7:00
Nov. 22	Air Force*	2:30

*MWC game
 All Times Central

OKLAHOMA

Day	Opponent	Time/Result
Aug. 30	Chattanooga	W, 57-2
Sept. 6	Cincinnati	W, 52-26
Sept. 13	at Washington	W, 55-14
Sept. 27	No. 23 TCU	6:00
Oct. 4	at Baylor*	TBA
Oct. 11	No. 7 Texas* (in Dallas)	11:00
Oct. 18	No. 18 Kansas*	7:00
Oct. 25	at Kansas State*	7:00
Nov. 1	Nebraska*	2:30
Nov. 8	at Texas A&M*	2:00
Nov. 22	No. 9 Texas Tech*	8:05
Nov. 29	at Oklahoma State*	2:00

*Big 12 game
 All Times Central

THE COACHES

TCU – Gary Patterson (Kansas St. '83)

Record at TCU: 66-25 (8th year)
 Overall Record: 66-25 (8th year)

OU – Bob Stoops (Iowa '83)

Record at OU: 100-22 (10th year)
 Overall Record: 100-22 (10th year)

TV/RADIO

TV - Fox Sports Net (National)

Joel Meyers (PBP), Dave Lapham (color), Gary Reasons (field), Jim Knox (sideline)

TCU ISP Sports Network - 103.3

ESPN, KTCU-FM 88.7, GoFrogs.com (Yahoo)

Brian Estridge (PBP), John Denton (color), Jeff Williams (sideline)

ABOUT THE GAME

- ♦ No. 23 TCU, 4-0 for the first time since 2003, travels to No. 2 Oklahoma.
- ♦ TCU is tied for the nation's third-longest current winning streak at seven games. The Frogs trail only BYU (14) and Georgia (11) while being tied with USC (seven).
- ♦ The Frogs have won their last two games in Norman. Both victories came in season openers. TCU won 20-7 in 1996 and 17-10 over the fifth-ranked Sooners in 2005.
- ♦ TCU's 2005 win in Norman is Oklahoma's only loss in its last 34 home games over the past six seasons. It is also one of just two defeats in 58 home contests overall for Bob Stoops in his 10-year career as the Sooners' head coach.
- ♦ Under head coach Gary Patterson, TCU is 4-4 against ranked teams.
- ♦ With the 17-10 win in 2005, Patterson is 1-0 as a head coach versus Oklahoma.
- ♦ With Oklahoma at No. 2, the Frogs have not faced an opponent that high in the polls since dropping a 45-10 decision at top-ranked Miami (Fla.) in 1992.
- ♦ Oklahoma will play at TCU in the 2012 campaign.

THE SERIES

- ♦ Oklahoma holds a 6-4 series lead over TCU. The Frogs are 3-1 versus the Sooners in Norman and 1-4 in Fort Worth. The first game in the series took place in Oklahoma City in 1944 with the Sooners taking a 34-19 decision.
- ♦ TCU has won two of the last three meetings with 1996 and 2005 victories in Norman sandwiched around a 10-9 OU win in Fort Worth in 1998.

FAMILIAR FACES

- ♦ Former Oklahoma quarterback Justin Fuente is in his second season as TCU's running backs coach.
- ♦ Fuente played two seasons (1996-97) with the Sooners. In 1996, he set an OU freshman record with 11 touchdown passes. He played his final two years at Murray State.
- ♦ In TCU's 20-7 win at Oklahoma in 1996, Fuente completed 6-of-16 passes for 88 yards with one touchdown and an interception.
- ♦ TCU snapper Clint Gresham was at Oklahoma for one season (2005) as a redshirt. He was in a Sooner uniform when TCU won in Norman in 2005.
- ♦ TCU cornerback Alex Ibiloye is the older brother of Oklahoma safety Joseph Ibiloye.

VERSUS THE BIG 12 AND BCS

- ♦ Dating back to 2005, TCU is 5-1 in its last six games against Big 12 opponents.
- ♦ The Frogs are 11-2 in their last 13 games against teams from conferences with automatic BCS bids.
- ♦ Since 2000, TCU's 12 wins over teams from conferences with automatic BCS bids are tied with Fresno State for second nationally. Only Utah (13) is ahead of the Frogs.
- ♦ Since Gary Patterson arrived at TCU as defensive coordinator in 1998, the Frogs are 15-7 versus teams from leagues with automatic BCS bids.

JUST TCU, THANK YOU

Though the TCU Department of Intercollegiate Athletics is a proud and integral part of Texas Christian University, it desires to be recognized by the media simply as TCU (acronym only).

In all sports-related media references, we respectfully urge that the university's teams be identified with an appropriate appellation — TCU. In subsequent references of the same presentation, the team may be referred to by nickname — Horned Frogs. A shorter version of the nickname, Frogs, is acceptable in later usage.

DID YOU KNOW?


- ♦ TCU's total enrollment of 8,668 is 58 percent female.
- ♦ TCU has just 3,625 male students. With approximately 120 players on the football roster, 3.2 percent of all males at TCU are on the sideline in uniform during home games. If Ohio State had the same ratio of male students on the football team, the Buckeye roster would have over 1,000 players.
- ♦ The estimated annual cost, including housing, books and fees, to attend TCU is \$36,500.
- ♦ TCU's Neeley School of Business is ranked 32nd nationally by *BusinessWeek* for U.S. undergraduate business programs.
- ♦ TCU has a 14:1 student/faculty ratio.
- ♦ TCU's endowment is among the top 60 colleges in the United States.
- ♦ TCU has opened four new residence halls since Summer 2007.
- ♦ TCU's Campus Commons project had an expense of \$100 million.
- ♦ Thirty percent of TCU's entering freshmen were in the top 10 of their high school graduating class.
- ♦ TCU's campus contains eight different colleges and is 268 acres.
- ♦ TCU students represent 54 countries.
- ♦ ESPN previously named the Horned Frog the nation's No. 1 mascot.
- ♦ The Horned Frog has been TCU's mascot longer than TCU has been the university's name. Four students helped make the decision in 1897, when AddRan Christian University (renamed TCU in 1902) was located in Waco.
- ♦ Famous TCU alumni include Betty Buckley (actress), Gordon England (Secretary of the U.S. Navy), Dan Jenkins (author/sports-writer), Eddie Bernice Johnson (congresswoman), Rod Roddy (Price is Right announcer), Bob Schieffer (CBS newsman and co-host of Face the Nation), LaDainian Tomlinson (NFL standout) and Tara Watson (Miss Texas 2000).
- ♦ The following companies are based in Fort Worth: American Airlines, Bell Helicopter-Textron, Lockheed Martin, Pier 1 Imports, Radio Shack and Travelocity.com.
- ♦ According to a recent article in *Men's Health*, Fort Worth ranks second in the nation behind only Honolulu in prettiest females per capita in the United States.
- ♦ *Men's Fitness* ranked TCU eighth in its list of the fittest college campuses.
- ♦ TCU's campus is five miles from downtown Fort Worth.
- ♦ TCU's mission statement is "To educate individuals to think and act as responsible citizens in the global community."
- ♦ Fort Worth is the 19th-largest city in the United States. Fort Worth was also named in the top 10 of America's Most Liveable Communities.
- ♦ The Fort Worth/Dallas television market is ranked fifth in the United States.



TCU 17



Oklahoma 10



Sept. 3, 2005 - Attendance: 84,332
Gaylord Family - Oklahoma Memorial Stadium
Norman, Okla.

NORMAN, Okla. (AP) - His ankle injured and his team defeated, Oklahoma running back Adrian Peterson had few words to explain what had just happened.

"Right now, I'm kind of shocked," he said. He wasn't the only one.

TCU came up with its biggest upset in 44 years, stifling Peterson and beating No. 5 Oklahoma 17-10 Saturday in the Sooners' first home loss since 2001 and first loss in September under coach Bob Stoops.

The Horned Frogs (1-0) came out with a plan to stop Peterson and make Oklahoma quarterback Paul Thompson beat them in his first career start. It worked.

While Peterson, the Heisman Trophy runner-up as a freshman last year, was held to 63 yards on 22 carries, TCU's Tye Gunn threw for 226 yards and a touchdown and Robert Merrill scored the decisive touchdown on a 2-yard run with 11:56.

The Horned Frogs took advantage of a fumble by Sooners backup quarterback Rhett Bomar. Bomar, who lost a quarterback competition to Thompson but did well enough to earn playing time, fumbled while retreating and trying to spin away from Jamison Newby. David Hawthorne picked up the ball at the TCU 17, and Merrill took an option pitch from Gunn and scored untouched four plays later. It was one of four turnovers - including four fumbles - by the Sooners.

The Sooners had one final chance with 2:05 left, but Thompson fumbled on a fourth down play with 1:03 left and the Horned Frogs recovered and ran out the clock.

Oklahoma fans quickly filed out while TCU players gathered by the band for the fight song amid the cheers of two sections of purple-clad Frogs fans.

Peterson left the game late in the third quarter with a right ankle injury. He returned early in the fourth quarter after having the ankle heavily taped, but lost yardage on three of his five carries. He said he didn't know what was wrong with the ankle, and team doctors would have to re-examine it.

But Peterson was ineffective long before the injury. He had only 5 yards on eight first-half carries and gained 7 yards on a pair of receptions.

He briefly showed the form that helped him set a freshman rushing record on the opening drive of the second half. He ran six times for 43 yards and went untouched on an 11-yard touchdown run around the right end to bring the Sooners within 10-7. Garrett Hartley tied the game with a 21-yard field goal five plays after Peterson was hurt.

But after that, the Sooners' offense went flat again.

Thompson threw an interception to end one drive and Lendy Holmes was unable to handle a high fourth-down pass on another. Thompson finished 11-for-26 for 109 yards.

TCU was finally able to overcome poor field position on its fourth drive thanks to Gunn's pinpoint passing. Gunn was 5-for-6 on the drive and capped it by eluding the grasp of a diving Dusty Dvoracek and hitting Derek Moore for a 16-yard TD pass.

After a three-and-out by the Sooners, Gunn hit running back Lonta Hobbs for a 41-yard gain down the left sideline to set up a 25-yard field goal by Peter LoCoco.

SCORE BY QUARTERS	1	2	3	4	F
TCU	0	10	0	7	17
Oklahoma	0	0	10	0	10

SCORING SUMMARY

Second Quarter

TCU - Moore 16 pass from Gunn (LoCoco kick), 10:05

TCU - LoCoco 25 field goal, 7:16

Third Quarter

OU - Peterson 11 run (Hartley kick), 11:05

OU - Hartley 21 field goal, 1:40

Fourth Quarter

TCU - Merrill 2 run (LoCoco kick), 11:56

TEAM STATISTICS

	TCU	OU
FIRST DOWNS	19	14
RUSHES-YARDS (NET)	35-58	36-97
PASSING YARDS (NET)	226	128
Passes Att-Comp-Int	24-45-1	13-31-1
TOTAL OFFENSE PLAYS-YARDS	80-284	67-225
Fumble Returns-Yards-Touchdowns	1-4-0	0-0-0
Punt Returns-Yards-Touchdowns	1-10-0	3-28-0
Kickoff Returns-Yards-Touchdowns	2-29-0	3-47-0
Interception Returns-Yards-Touchdowns	1-15-0	1-23-0
Punts (Number-Avg)	8-43.2	8-38.2
Fumbles-Lost	1-1	3-3
Penalties-Yards	12-62	6-46
Possession Time	34:45	25:15
Third-Down Conversions	5-of-18	3-of-14
Fourth-Down Conversions	0-of-1	0-of-2
Red-Zone Scores-Chances	3-3	2-3
Sacks By: Number-Yards	3-33	1-10

RUSHING: TCU - Merrill 13-32, Massey 1-32, Hobbs 12-31, Gunn 3-2, Rodgers 1-minus-8, Team 5-minus-31. OU - Peterson 22-63, Jones 7-17, Bomar 2-13, Gutierrez 1-11, Thompson 4-minus-7.

PASSING: TCU - Gunn 24-45-1-226. OU - Thompson 11-26-1-109, Bomar 2-5-0-19.

RECEIVING: TCU - Rodgers 10-79, Andrus 3-22, Hobbs 2-45, Moore 2-30, Harmon 2-17, Bryant 2-7, Grimmett 1-16, Merrill 1-6, Massey 1-4. OU - Wilson 5-52, Rankins 2-38, Peterson 2-7, Chaney 1-17, Finley 1-6, Runnels 1-4, Jones 1-4.

FROG HONOR ROLL

FROGS PROMINENT ON 2008 PRESEASON ALL-MWC TEAM

- ◆ Linebacker **Jason Phillips** was named the Preseason Mountain West Conference Defensive Player of the Year, while defensive end **Braylon Broughton** was tabbed the Preseason MWC Freshman of the Year.
- ◆ Phillips, safety **Stephen Hodge** and center **Blake Schlueter** were Preseason All-MWC selections.

FROGS AND WEEKLY HONORS

- ◆ Jerry Hughes, DE - MWC Defensive POTW (Aug. 30 - UNM)
- ◆ Matt Panfil, DE - MWC Defensive POTW (Sept. 13 - Stanford)

FROGS AS CANDIDATES FOR MAJOR AWARDS

- ◆ TCU has five players on watch lists for postseason awards.
- ◆ The Frogs are one of only 11 teams to have two players on the Dick Butkus Award Watch List.
- ◆ Included below are Frogs who appear on watch lists:
- ◆ **Robert Henson**, LB - Dick Butkus Award
- ◆ **Stephen Hodge**, S - Bronko Nagurski Trophy, Jim Thorpe Award
- ◆ **Jason Phillips**, LB - Bronko Nagurski Trophy, Dick Butkus Award, Rotary Lombardi Award
- ◆ **Blake Schlueter**, C - Rimington Trophy, Rotary Lombardi Award
- ◆ **Joseph Turner**, TB - Doak Walker Award

FROGS AS PRESEASON ALL-AMERICANS

- ◆ **Steven Hodge**, S - *The Sporting News*, NationalChamps.net
- ◆ **Jason Phillips**, LB - *The Sporting News*, NationalChamps.net
- ◆ **Blake Schlueter**, C - *The Sporting News*, NationalChamps.net

MORE ACCOLADES

- ◆ **Aaron Brown**, TB - Best Athlete in the MWC, *The Sporting News*
- ◆ **Aaron Brown**, TB - No. 23 Tailback in the Nation, CollegeFootballNews.com
- ◆ **Stephen Hodge**, S - Best Safety in the State, *Dave Campbell's Texas Football*
- ◆ **Stephen Hodge**, S - No. 25 Safety in the Nation, CollegeFootballNews.com
- ◆ **Jason Phillips**, LB - State Defensive Player of the Year and Best Linebacker, *Dave Campbell's Texas Football*
- ◆ **Jason Phillips**, LB - Best Instincts in the MWC, *The Sporting News*
- ◆ **Jason Phillips**, LB - College Football's No. 10 Workout Warrior, *ESPN The Magazine*
- ◆ **Rafael Priest**, CB - No. 20 Cornerback in the Nation, CollegeFootballNews.com
- ◆ **Blake Schlueter**, C - No. 16 Center in the Nation, CollegeFootballNews.com
- ◆ **TCU Linebackers** - 10th-best group in the nation, *Athlon*

PURE STRENGTH

- ◆ Center Blake Schlueter holds the TCU weight-room record with a squat of 870 pounds.

10TH-ANNIVERSARY TEAM

- ◆ Despite playing just three seasons in the Mountain West Conference, TCU was represented on the 10th-anniversary All-MWC team by defensive end Chase Ortiz.
- ◆ Ortiz was the Frogs' first three-time first-team all-conference player since wide receiver Mike Renfro in the Southwest Conference (1975-77).

UNDERRATED

- ◆ In an Aug. 18 column in *The Gainesville Sun*, veteran Florida columnist Pat Dooley tabbed TCU's Gary Patterson as the most-underrated coach in college football.

WORTH NOTING

WHO'S LEFT

- ◆ Ten current Frogs saw action in the 2005 win at Oklahoma: wide receiver Walter Bryant, safety Steven Coleman, linebacker Robert Henson, safety Stephen Hodge, nose tackle Cody Moore, defensive end Matt Panfil, linebacker Jason Phillips, center Blake Schlueter, defensive tackle James Vess and tailback Justin Watts.
- ◆ Phillips is the only remaining Frog who was in the starting lineup for the game.
- ◆ Ben Angeley, who started at right guard, is a graduate assistant in the TCU football video office.

A LOOK BACK

- ◆ The 17-10 win at No. 5 Oklahoma in 2005 was TCU's first victory over an opponent ranked that high since a 6-0 decision over No. 1 Texas in 1961.
- ◆ The 2005 win over the No. 5 Sooners represents the highest-ranked team TCU has defeated in Gary Patterson's eight seasons as head coach. The previous best was a 37-22 victory over No. 17 Louisville in 2001.
- ◆ It was Oklahoma's first home-opening loss since a 20-7 defeat to TCU in 1996.
- ◆ TCU became the first team since Baylor in 1998 to shut out Oklahoma in the first half of a game.
- ◆ The attendance of 84,332 is the fourth-largest crowd to see the Frogs play.

GOOD STARTS

- ◆ TCU has opened with a 4-0 record for the first time since 2003, when it won its first 10 contests.
- ◆ It's only the fourth time since 1955, and the 12th time in school history, the Frogs have been 4-0 to begin a season.
- ◆ TCU won its opening three games for the third time in the last six years. On the two previous occasions (2003, 2006), the Frogs went on to win 11 games.

PREVIOUS ENCOUNTERS

- ◆ Prior to the 17-10 win at Oklahoma in 2005, TCU's Gary Patterson faced the Sooners twice as an assistant coach.
- ◆ In his first season as TCU's defensive coordinator (1998), Patterson saw the Frogs drop a 10-9 decision to Oklahoma in Fort Worth.
- ◆ Patterson's first year in the coaching ranks was 1982, when he was a graduate assistant at Kansas State. The Sooners defeated the Wildcats, 24-10, that season.

MAGIC NUMBER 17

- ◆ With Gary Patterson as head coach, TCU is 45-0 when allowing 17 points or less. Overall, the Frogs have won 60 consecutive games when holding the opponent to 17 or fewer points.
- ◆ The streak began after a 17-7 loss at Northwestern on Sept. 11, 1999.

PLAYING AHEAD

- ◆ In outscoring its opponents 172-31, TCU has not trailed in its four games this season.
- ◆ The Frogs have opened their four games in 2008 with the following leads:

16-0 at New Mexico
28-0 vs. Stephen F. Austin
14-0 vs. Stanford
34-0 at SMU

TCU CAREER RUSHING LEADERS

No.	Player	Years	Yards
1.	L. Tomlinson	97-00	5,263
2.	Tony Jeffery	84-87	3,749
3.	Andre Davis	92-95	3,182
4.	Lonta Hobbs	02-06	3,071
5.	Kenneth Davis	82-85	2,994
6.	Basil Mitchell	94-98	2,783
7.	Robert Merrill	03-05	2,771
8.	Curtis Modkins	89-92	2,763
9.	Jim Swink	54-56	2,618
10.	Mike Luttrell	72-74	2,312
11.	Aaron Brown	05-pres.	2,100
12.	Tony Darthard	86-89	2,089

TCU CAREER 100-YARD GAMES

No.	Player	Years	Games
1.	L. Tomlinson	97-00	21
2.	Andre Davis	92-95	16
3.	Tony Jeffery	84-87	13
	Kenneth Davis	82-85	13
5.	Basil Mitchell	94-98	12
6.	Lonta Hobbs	02-06	11
	Jim Swink	54-56	11
8.	Robert Merrill	03-05	10
9.	Mike Luttrell	72-74	8
10.	Curtis Modkins	89-92	7
	Aaron Brown	05-pres.	5
	Joseph Turner	06-pres.	2
	Marcus Jackson	06-pres.	1

ACTIVE TCU RUSHING LEADERS

1.	Aaron Brown	2,100
2.	Joseph Turner	938
3.	Ryan Christian	514
4.	Justin Watts	485
5.	Andy Dalton	416
6.	Marcus Jackson	402

ACTIVE TCU RECEPTION LEADERS

1.	Aaron Brown	73
2.	Walter Bryant	58
3.	Jimmy Young	43
4.	Shae Reagan	32
5.	Ryan Christian	26
6.	Justin Watts	15

ACTIVE RECEIVING YDS. LEADERS

1.	Aaron Brown	842
2.	Shae Reagan	594
3.	Walter Bryant	591
4.	Jimmy Young	562
5.	Ryan Christian	191
6.	Jeremy Kerley	134

FROG OFFENSIVE NOTES

FLASHING THE WHEELS

- ♦ Quarterback Andy Dalton has a rushing touchdown in seven consecutive games.
- ♦ Dalton has led TCU in rushing in four of the last eight contests. He has 394 yards in that span compared to just 22 in the opening nine games of his collegiate career.
- ♦ In six of the last eight games, Dalton has averaged at least 5.0 yards per carry.
- ♦ Dalton ran for a career-high 91 yards against Stanford, while his 17 attempts tied a personal best set in the season opener at New Mexico.
- ♦ Dalton has five rushing touchdowns this season to place second on the Frogs behind Joseph Turner (six). Nine of Dalton's 10 career rushing scores have come in the last seven contests.

	<u>Rushes</u>	<u>Yards</u>	<u>Avg. Per Carry</u>	<u>TDs</u>
First 9 games	56	22	0.4	1
Last 8 games	83	394	4.7	9
Career	139	416	3.0	10
BYU (Nov. 8)	12	60*	5.0	0
UNLV (Nov. 17)	10	73*	7.3	2
San Diego State (Nov. 24)	9	60	6.7	1
Houston (Dec. 28)	11	17	1.5	1
New Mexico (Aug. 30)	17	56*	3.3	2
Stephen F. Austin (Sept. 6)	3	16	5.3	1
Stanford (Sept. 13)	17	91*	5.4	1
SMU (Sept. 20)	4	21	5.2	1
<i>*led TCU</i>				

ON THE GROUND AND IN THE AIR

- ♦ The following is a breakdown of the rushing and passing numbers for TCU in 2008:

<u>Opponent</u>	<u>Rushing</u>	<u>Passing</u>	<u>Total Offense</u>
New Mexico	171	120	291
Stephen F. Austin	320	205	525
Stanford	233	145	378
SMU	271	227	498
Average	248.8	174.2	423.0

- ♦ Since its appearance in the 2003 Fort Worth Bowl, TCU has won 19 consecutive games when rushing for more yards than passing.
- ♦ TCU has won 25 in a row when rushing for at least 167 yards.
- ♦ Under Gary Patterson as head coach, the Frogs are 32-2 when totaling 200 or more yards on the ground.
- ♦ The Frogs have won their last 18 contests when attempting 34 or fewer passes.
- ♦ TCU has won 12 consecutive games when completing 18 or less pass attempts.
- ♦ The Frogs have won 18 of their last 19 games when throwing for 205 yards or less.

HE'S BACK

- ♦ After sitting out the opening three games, senior tailback Aaron Brown returned to action at SMU and led the Frogs with 157 all-purpose yards (60 receiving, 51 rushing, 46 kickoff returns).
- ♦ Brown's 51 yards on the ground moved him into 11th place on TCU's career rushing list with 2,100 yards.
- ♦ Brown had four receptions, all in the first half, to nearly equal his career-high of five set on three previous occasions.
- ♦ Brown's impact was especially felt on third down:

- ♦ On TCU's fourth play from scrimmage, he had a 12-yard reception on a third-and-9, setting up a Joseph Turner 4-yard scoring run on the next snap.
- ♦ Brown's 29-yard reception, TCU's longest pass play in the game, came on a third-and-5 in the opening quarter.
- ♦ A 17-yard second-quarter reception converted a third-and-7 to keep a TCU scoring drive alive.
- ♦ Brown's longest carry of the game was for 17 yards on a second quarter third-and-7, helping set up a Ross Evans field goal.

MILESTONE WATCH

- ♦ Joseph Turner needs 62 rushing yards to reach the 1,000-career yard mark. He currently has 938.

THE GROUND GAME BY COMMITTEE

- ♦ TCU's 248.8 yards per game rushing ranks second in the MWC and 12th nationally.
- ♦ The ground success has come without any Frog placing in the top 100 nationally in rushing.
- ♦ The top-three TCU rushers have between 41 and 43 carries.
- ♦ Only 27 yards separate the top-four ground gainers which include quarterbacks Andy Dalton and Marcus Jackson:

	<u>Atts.</u>	<u>Yds.</u>	<u>Avg.</u>	<u>TDs</u>
Ryan Christian	41	189	4.6	2
Andy Dalton	41	184	4.5	5
Joseph Turner	43	175	4.1	6
Marcus Jackson	15	162	10.8	1

- ♦ TCU's 248.8 yards per game rushing mark is the highest in the eight-year tenure of head coach Gary Patterson and the most since 2000, when LaDainian Tomlinson keyed a Frog ground attack that averaged 275.6 yards per game.
- ♦ Nine of TCU's top-10 rushers average at least 4.1 yards per carry.
- ♦ TCU is 7-0 when Joseph Turner rushes for at least 56 yards.

SETTING THE PACE

- ♦ Ryan Christian, the Frogs' leading rusher with 189 yards, had a career-high performance in recent back-to-back games:

<u>Opponent</u>	<u>Atts.</u>	<u>Yds.</u>	<u>Avg.</u>	<u>TDs</u>
Stephen F. Austin	11	67	6.1	1
Stanford	19	82	4.3	1

- ♦ Christian is TCU's top receiver out of the backfield with six catches, including a season-best four grabs versus Stanford.

THE STARTER

- ♦ Andy Dalton has a 12-4 record as TCU's starting quarterback. He has started all but one game (Wyoming, 2007) the last two seasons.
- ♦ Dalton has not thrown an interception in his last 81 passes and has just three picks in his last 195 attempts.

QB DEPTH

- ♦ Back-up quarterback Marcus Jackson has both of TCU's touchdown passes this season.
- ♦ Jackson also has TCU's only 100-yard rushing game in 2008, as well as the Frogs' two-longest runs from scrimmage.
- ♦ Jackson's 115 yards on seven carries at SMU marked TCU's first 100-yard effort since Joseph Turner ran for 226 yards in last year's regular-season finale at San Diego State.
- ♦ A 79-yard run by Jackson at SMU was TCU's longest scoring play since the 2006 season opener at Baylor, when Jackson connected with Aaron Brown on an 84-yard touchdown pass.
- ♦ Jackson's 79-yard carry was TCU's longest run from scrimmage since Corey Connally went 80 yards against Houston in 2001.
- ♦ In addition to the 79-yard run against SMU, Jackson also had a 22-yard carry versus Stephen F. Austin.
- ♦ Jackson has scoring tosses of 14 yards to Jonathan Jones against SFA and 1 yard to Evan Frosch at SMU.
- ♦ Jackson has led scoring drives in five of his last seven games.
- ♦ He has completed 24-of-36 (66.7 percent) pass attempts for 147 yards and two touchdowns in his last six contests.
- ♦ Jackson has a 154.96 passer rating this season (9-of-15 for 91 yards with two touchdowns and no interceptions).
- ♦ Jackson (49) played more snaps than starter Andy Dalton (33) against Stephen F. Austin.

PROTECTING THE BALL

- ♦ TCU has committed one turnover in its opening four games.
- ♦ Only Florida (zero) has committed fewer turnovers.

RED ZONE SUCCESS

- ♦ TCU has scored on 22-of-23 red-zone possessions, including 19 touchdowns.
- ♦ The Frogs top the MWC and rank ninth nationally with their 95.7 percent success rate on red-zone scoring opportunities.

POINTS ON THE BOARD

- ♦ TCU's 172 points are the most in school history through the opening four games of a season, bettering the previous mark of 171 set in 2004.
- ♦ The Frogs are on pace to score 559 points which would shatter the school mark of 410 from 2000.
- ♦ The 172 points represent TCU's highest scoring output in a four-game stretch since the final four contests in 2006.
- ♦ TCU has scored at least 20 points in 14 straight games and in 23 of its last 25 contests.

THE RECEIVING CORPS

- ♦ Eight of the 11 wide receivers who appear on TCU's depth chart are either sophomores or freshmen.
- ♦ Thirteen different Frogs have a reception this season.
- ♦ Eleven players combined for the 19 receptions at SMU.
- ♦ With his team-high 20 catches, Jimmy Young is the lone Frog with more than eight grabs.

THE GO-TO GUY

- ♦ Sophomore Jimmy Young's top-four receiving games of his career have come in the opening four contests:

<u>Opponent</u>	<u>No.</u>	<u>Yds.</u>	<u>Avg.</u>	<u>TDs</u>
New Mexico	4	44	11.0	0
Stephen F. Austin	7	104	14.9	0
Stanford	5	36	7.2	0
SMU	4	53	13.3	0
Totals	20	237	11.9	0

- ♦ Young has a catch in nine straight contests, TCU's longest current streak of consecutive games with a reception.
- ♦ The sophomore from Monroe, La., is three catches shy of equaling his season total from last year.
- ♦ Young's team-best 20 receptions are more than double the next-closest Frog (Walter Bryant, 8; Even Frosch, 8).
- ♦ Young posted his second career 100-yard receiving day with seven grabs for 104 yards against Stephen F. Austin. All seven receptions came in the first half.
- ♦ Young had TCU's first 100-yard receiving game since he totaled 110 yards on three receptions in last year's 38-36 win at Stanford.
- ♦ Young had a season-best three catches three times in 2007.

CHARTING THE TIGHT ENDS

- ♦ Tight ends Evan Frosch and Shae Reagan are two of the Frogs' top-four receivers.
- ♦ Frosch has had a career-high three receptions in each of the last two games and is tied with Walter Bryant for second on TCU with eight catches. Reagan is fourth with seven grabs.
- ♦ Reagan and Frosch both had three receptions against Stanford. Their six combined catches surpassed the total of five by TCU tight ends in the opening two contests.
- ♦ Reagan, a converted quarterback, has an 18.6 career yards per catch mark to rank percentage points outside the top five all-time at TCU. At one time last season, he temporarily held the top spot. His first 17 receptions resulted in first downs.
- ♦ All 13 of Frosch's career receptions are in TCU victories.

TCU BY THE NUMBERS

1

Turnovers by TCU this season.

3

Scoring drives of at least 80 yards by the Frogs in 2008.

7

Consecutive games with a rushing touchdown by Andy Dalton.

8

TCU scoring drives of at least 10 plays this season.

9

Rushing touchdowns by Andy Dalton in the last eight games.

14

Consecutive games TCU has scored at least 20 points.

19

Consecutive wins by TCU when rushing for more yards than passing.

25

Consecutive wins for the Frogs when rushing for at least 167 yards.

67

Points by TCU against Stephen F. Austin earlier this season, one shy of the Frogs' single-game school record.

MR. VERSATILITY

- ♦ Wide receiver Jeremy Kerley has a pair of rushing touchdowns in the past three games for his first two collegiate scores.
- ♦ Kerley, who has five receptions for 37 yards, is tied for 16th nationally in punt returns with an 18.6 average. He also serves as the holder on field goals and PATs.
- ♦ Ten of his 14 career receptions are in the last six games.
- ♦ Kerley is 2-of-3 passing for 54 yards in his career.

THIRD-DOWN SUCCESS

- ♦ TCU is second in the MWC and sixth nationally with its 56.3 percentage (40-of-71) on third-down conversions.
- ♦ The Frogs are at 63.0 percent (34-of-54) over the last three games.

DRIVE CHART

- ♦ TCU is tied for fifth nationally with nine touchdown drives in two minutes or less.
- ♦ The Frogs are tied for eighth in the country with eight TD drives in five plays or less.
- ♦ TCU's longest scoring drive in yards (88) came exclusively on the ground on the final touchdown drive against Stephen F. Austin.
- ♦ The following is a recap of TCU's scoring drives this season:

Opponent	Plays	Yds.	Time	Result
New Mexico	9	27	3:46	FG
New Mexico	4	30	1:37	TD
New Mexico	2	9	0:35	TD
New Mexico	4	5	1:27	FG
New Mexico	1	4	0:04	TD
Stephen F. Austin	8	65	3:21	TD
Stephen F. Austin	8	49	3:17	TD
Stephen F. Austin	9	58	3:51	TD
Stephen F. Austin	2	7	0:34	TD
Stephen F. Austin	11	57	5:15	TD
Stephen F. Austin	6	53	2:00	TD
Stephen F. Austin	5	21	1:57	FG
Stephen F. Austin	12	47	5:57	TD
Stephen F. Austin	13	88	7:07	TD
Stanford	15	72	6:36	TD
Stanford	6	34	2:37	TD
Stanford	9	51	3:38	TD
Stanford	7	36	4:05	FG
Stanford	4	13	1:04	TD
SMU	5	39	1:39	TD
SMU	15	67	7:29	FG
SMU	14	62	3:31	FG
SMU	10	77	4:16	TD
SMU	4	35	1:12	TD
SMU	15	83	7:44	TD
SMU	3	86	1:38	TD

- ♦ The Frogs scored on their first three possessions at New Mexico.
- ♦ TCU produced touchdowns on its first five series versus Stephen F. Austin.
- ♦ The Frogs found the end zone on two of their first four possessions against Stanford.
- ♦ TCU scored on five of its first six series at SMU.

OFFENSIVE EXPLOSIONS

- ♦ TCU's 67 points against Stephen F. Austin were one shy of the single-game school record 68 set in a 68-0 win over Austin College in 1932.
- ♦ The Frogs' nine touchdowns versus SFA set a new single-game TCU mark.
- ♦ TCU's 42-point first half tied a school record for most points in a half. The mark was previously established when the Frogs scored 42 first-half points en route to a 62-18 victory at Utah State in the 1984 season opener.

TCU SKYSCRAPER

- ♦ Only five players nationally are taller than 6-foot-8 TCU offensive tackle and former high school tennis letterman Nic Richmond.
- ♦ Army offensive tackle Alejandro Villanueva is the nation's tallest player at 6-foot-10.

FROG DEFENSIVE NOTES

STINGY D

- ♦ TCU tops the nation in run defense (32.5 yards per game) and total defense (183.0 ypg.). Louisville is second against the run (42.0 ypg.), while USC is second in total defense (197.0 ypg.).
- ♦ TCU ranks first nationally in allowing only 39 first downs (9.8 per game).
- ♦ The Frogs are third in pass defense efficiency with an 81.3 rating, trailing only Boston College (77.6) and Iowa (80.3).
- ♦ Quarterbacks complete just 47.6 percent of their pass attempts against TCU with eight interceptions and two touchdowns.
- ♦ The Frogs are sixth in the country in scoring defense (7.8 points per game) and have allowed just three offensive touchdowns in four games.
- ♦ Only one TCU opponent in 2008 has cracked the 200-yard mark in total offense:

Opponent	Rushing	Passing	Total Offense
New Mexico	56	130	186
Stephen F. Austin	3	140	143
Stanford	71	122	193
SMU	Minus-8	218	210
Average	30.5	152.5	183.0

- ♦ TCU is tied for sixth nationally in allowing its opponents to convert just 23.5 percent (12-of-51) of its third-down conversions. Stanford's first successful conversion didn't come until the fourth quarter.
- ♦ When throwing out an 81-yard pass completion by New Mexico, the Frogs limited the Lobos to 105 yards on their other 54 snaps (1.9 yards per play).

STAYING FRESH

- ♦ TCU opponents are averaging just 53.5 plays from scrimmage this season. The Frogs have had 107 more snaps (26.8 per game) than their opposition.

SACK MASTERS

- ♦ TCU has 14 sacks in the opening four games to rank second in the MWC and in a tie for eighth nationally.
- ♦ Seven Frogs have combined for the 14 sacks.

A KNACK FOR THE BALL

- ♦ Free safety Steven Coleman and defensive end Jerry Hughes have had takeaways in all four games this season.
- ♦ Coleman had an interception in each of the opening three contests and a fumble recovery at SMU.
- ♦ Hughes had fumble recoveries in the opening three games before a 24-yard interception return for a touchdown at SMU.
- ♦ Hughes, who also had a pick at New Mexico, has forced two fumbles on the year.
- ♦ A former high school tailback, Hughes rushed for 1,412 yards and 19 touchdowns as a senior at Austin High School in Sugar Land, Texas.

STEPPING UP

- ♦ Matt Panfil and Jerry Hughes have more than capably replaced Chase Ortiz and Tommy Blake at defensive end.
- ♦ In the opening four games, Panfil and Hughes have both received MWC Defensive Player of the Week honors.
- ♦ Panfil is tied for 11th nationally with his average of 1.75 tackles for loss per game. He has a team-best seven TFLs. He is also tied for 19th in the country at 0.9 sacks each contest. He has a TCU-high 3.5 on the year.
- ♦ Hughes is tied for second on TCU in both categories with 5.5 TFLs and 3.0 sacks.
- ♦ Panfil (1) and Hughes (3) have four of TCU's five fumble recoveries.

HE'S BACK

- ♦ Preseason All-America linebacker Jason Phillips, the lone remaining Frog to have started in the 2005 win at Oklahoma, has returned to action the last two games after seeing his consecutive games started streak end at 39.
- ♦ Phillips sat out the Stephen F. Austin game due to injury, but returned to action the following week against Stanford and led the Frogs with 10 tackles.
- ♦ Phillips also had the big stop in the game, stuffing Stanford's Toby Gerhart for no gain on a 4th-and-1 at the Cardinal 42 at a critical juncture in the fourth quarter.
- ♦ Despite missing one game, Phillips is tied for third on the Frogs with 16 tackles, including 3.5 for a loss, and two PBU's.
- ♦ Phillips' 39 consecutive starts had been the fifth-longest current streak in the nation. Ironically, it came to an end with the number worn on his jersey - 39.

2008 GAME-BY-GAME STARTERS

TCU OFFENSE

Pos.	UNM	SFA	STAN	SMU	OU	SDSU	CSU	BYU	WYO	UNLV	UTAH	AFA
WR	Bryant	Clay	Bryant	Bryant								
WR	Young	Young	Young	Young								
TE	Reagan	Reagan	Reagan	Reagan								
LT	Newhouse	Newhouse	Newhouse	Newhouse								
LG	Phillips	Phillips	Phillips	Phillips								
C	Schlueter	Schlueter	Schlueter	Schlueter								
RG	Montgomery	Montgomery	Montgomery	Montgomery								
RT	Cannon	Cannon	Cannon	Cannon								
TE	Frosch	Johnson (WR)	Frosch	Frosch								
QB	Dalton	Dalton	Dalton	Dalton								
RB	Watts	Turner	Turner	Turner								

TCU DEFENSE

Pos.	UNM	SFA	STAN	SMU	OU	SDSU	CSU	BYU	WYO	UNLV	UTAH	AFA
DE	Hughes	Hughes	Hughes	Hughes								
DT	Vess	Vess	Vess	Vess								
NT	Moore	Moore	Moore	Moore								
DE	Panfil	Panfil	Panfil	Panfil								
LB	Phillips	Washington	Phillips	Phillips								
LB	Henson	Henson	Henson	Henson								
CB	Priest	Priest	Priest	Priest								
WS	Cuba	Johnson	Johnson	Johnson								
FS	Coleman	Coleman	Coleman	Coleman								
SS	Hodge	Hodge	Hodge	Hodge								
CB	Sanders	Sanders	Sanders	Sanders								

ACTIVE TCU DEFENSIVE LEADERS

Tackles

1. Jason Phillips	247
2. Robert Henson	222
3. Stephen Hodge	117
4. Steven Coleman	87
5. Nick Sanders	82

Sacks

1. Cody Moore	9.0
2. Stephen Hodge	8.0
3. Matt Panfil	6.0
4. Jerry Hughes	5.0
5. Jason Phillips	4.5

Interceptions

1. Steven Coleman	9
2. Rafael Priest	4
Nick Sanders	4
4. Jerry Hughes	3
5. Robert Henson	2
Jason Phillips	2

SETTING THE PACE

- ♦ Linebacker Robert Henson, who appears on the Butkus Award Watch List, tops TCU with 23 tackles.
- ♦ He had nine stops, one shy of a career-high, at New Mexico.
- ♦ Henson's four starts in 2008 have surpassed his total of three for his first three seasons combined.

PICK PARTIES

- ♦ Led by free safety Steven Coleman's three interceptions and defensive end Jerry Hughes with two, TCU has eight picks in the opening four contests.
- ♦ Coleman is in a 12-way tie for fourth nationally with his three interceptions. Ball State's Sean Baker, Texas Tech's Daniel Charbonnet and Michigan State's Otis Wiley top the country with four picks.
- ♦ TCU has two interception returns for touchdowns in 2008. Hughes went 24 yards versus SMU, while Coleman returned a pick 33 yards for a score against Stephen F. Austin.
- ♦ Coleman tops all active TCU players with nine career interceptions, more than double the next-closest Frogs (Rafael Priest, 4; Nick Sanders, 4).
- ♦ Hughes has three career picks.

MAGIC NUMBERS

- ♦ TCU is 23-1 in its last 24 games when allowing less than 333 yards of offense. The only loss in that stretch was a 27-20 decision to Utah last year when the Utes had just 227 yards.
- ♦ With head coach Gary Patterson, the Frogs are 41-5 when their opponent is at or below 300 yards of total offense.
- ♦ TCU is 48-5 under Patterson when holding its opponent under 100 yards rushing.

TURNOVERS FORCED SINCE 2001

1. USC	244
2. Virginia Tech	225
3. Washington State	214
4. Oklahoma	213
West Virginia	213
6. Southern Miss	209
7. TCU	208
8. Oregon State	207
9. Boston College	206
10. Miami (Fla.)	204
Texas	204
12. Wake Forest	201
13. South Florida	200
14. Troy	198
15. Boise State	196
Hawaii	196
17. Florida State	193
18. Cincinnati	192
Miami (Ohio)	192
20. Arizona State	189

SHUTTING THEM DOWN

- ♦ TCU has allowed 14 or less points in 14 of its last 16 wins.
- ♦ Dating back to last season, TCU has allowed 255.0 yards per game over its last 10 contests:

<u>Team</u>	<u>Rushing</u>	<u>Passing</u>	<u>Total Offense</u>
Utah	107	120	227
New Mexico	28	91	119
BYU	112	305	417
UNLV	12	235	247
San Diego State	75	366	441
Houston	32	335	367
New Mexico	56	130	186
Stephen F. Austin	3	140	143
Stanford	71	122	193
SMU	Minus-8	218	210
Totals	488	2,062	2,550
Per Gm. Avg.	48.8	206.2	255.0

NO FRIEND OF RUNNING BACKS

- ♦ During his 91-game tenure, Patterson has seen just 17 100-yard rushing games by opposing players.
- ♦ Only 11 of TCU's last 33 foes have surpassed 86 yards rushing. During that span, TCU has allowed 71.7 yards per game on the ground.

STUFFING THE RUN

- ♦ TCU has shown the ability to slow down top backs from the opposition.
- ♦ Included below is a look at some recent efforts:

<u>Name</u>	<u>Rush Atts.-Yds.</u>	<u>Season Avg.</u>
Kyle Bell, Colorado State, 2007	7-9	57.6
Rodney Ferguson, New Mexico, 2007	13-28	98.1
Frank Summers, UNLV, 2007	7-15	77.3
Anthony Alridge, Houston, 2007	15-29	122.8
Rodney Ferguson, New Mexico, 2008	17-59*	118.5
Toby Gerhart, Stanford, 2008	15-45	101.8

*Season opener (has had three 100-yard games since)



ASSOCIATED PRESS TOP 25

1. USC (62)	2-0	1,621
2. Oklahoma	3-0	1,484
3. Georgia (2)	4-0	1,475
4. Florida (1)	3-0	1,442
5. LSU	3-0	1,363
6. Missouri	4-0	1,360
7. Texas	3-0	1,174
8. Alabama	4-0	1,132
9. Wisconsin	3-0	1,091
10. Texas Tech	4-0	962
11. BYU	4-0	919
12. Penn State	4-0	891
13. South Florida	4-0	798
14. Ohio State	3-1	790
15. Auburn	3-1	785
16. Wake Forest	3-0	711
17. Utah	4-0	574
18. Kansas	3-1	555
19. Boise State	3-0	363
20. Clemson	3-1	300
21. Vanderbilt	4-0	242
22. Illinois	2-1	224
23. East Carolina	3-1	201
24. TCU	4-0	117
25. Fresno State	2-1	105

(first-place votes in parentheses)

USA TODAY TOP 25

1. USC (56)	2-0	1,517
2. Oklahoma (2)	3-0	1,424
3. Georgia (2)	4-0	1,388
4. Florida (1)	3-0	1,345
5. Missouri	4-0	1,284
6. LSU	3-0	1,247
7. Texas	3-0	1,143
8. Wisconsin	3-0	1,041
9. Texas Tech	4-0	944
10. Alabama	4-0	939
11. BYU	4-0	931
12. Penn State	4-0	818
13. Ohio State	3-1	744
14. South Florida	4-0	721
15. Wake Forest	3-0	678
16. Auburn	3-1	650
17. Utah	4-0	528
18. Kansas	3-1	506
19. Clemson	3-1	378
20. Boise State	3-0	265
21. Illinois	2-1	233
22. Oregon	3-1	174
23. TCU	4-0	151
24. Fresno State	2-1	117
25. Vanderbilt	4-0	103

(first-place votes in parentheses)

FROGS SHINE IN RED ZONE

♦ TCU has allowed its opponents to reach the red zone just five times this season and has surrendered only two touchdowns:

- ♦ New Mexico settled for a 28-yard field goal.
- ♦ Stephen F. Austin was able to score on a 4th-and-goal pass from the 1-yard line.
- ♦ TCU safety Steven Coleman picked off a pass in the end zone against Stanford.
- ♦ SMU was 1-of-2 in the red zone with its TD conversion coming while TCU led 34-0.

♦ In its last 25 games, TCU has allowed only 23 touchdowns on the opponent's 62 trips (37.1 percent) to the red zone. Seven failed possessions resulted in Frog interceptions.

TOUGH AT HOME

- ♦ Only five of TCU's last 15 home opponents have rushed for more than 55 yards.
- ♦ In its last four home games, TCU has seen its opponents total 114 yards rushing on 94 attempts (1.2 per carry):

<u>Opponent</u>	<u>Rushes</u>	<u>Yards</u>	<u>YPC</u>	<u>TDs</u>
New Mexico	26	28	1.1	0
UNLV	22	12	0.5	0
Stephen F. Austin	17	3	0.2	0
Stanford	29	71	2.4	1
Totals	94	114	1.2	1

DEFENSE AT ITS BEST

- ♦ The 2008 Frogs are on pace for the best year defensively in Gary Patterson's eight seasons as head coach.
- ♦ Included below is a year-by-year look at TCU defensively under Patterson:

<u>Year</u>	<u>Ppg.</u>	<u>Rushing Yards PG</u>	<u>Passing Yards PG</u>	<u>Total Defense</u>
2001	23.4	93.8	228.7	322.5
2002	18.5	64.8	175.4	240.2
2003	21.2	93.7	255.8	349.5
2004	33.9	122.0	304.0	426.0
2005	18.6	107.9	221.2	329.1
2006	12.3	60.8	174.1	234.9
2007	18.7	103.5	220.2	323.6
2008	7.8*	30.5^	152.5#	183.0^

^ - 1st in the nation; * - 6th in the nation; # - 15th in the nation

WREAKING HAVOC

♦ Steven Coleman tops the Mountain West Conference and is tied for eighth nationally in passes defended at 1.75 per game. He has three interceptions and four pass breakups.

CORNER CONSISTENCY

- ♦ TCU cornerbacks Rafael Priest and Nick Sanders have started every game the last three seasons.
- ♦ Priest and Sanders, both juniors, cracked the starting lineup as redshirt freshmen in the 2006 season opener.

TEAMWORK

♦ TCU has 15 players with a tackle for loss this season, while seven Frogs have combined for the team's 14 sacks.

STARTING STRONG

- ♦ Only twice in the last 19 games has TCU allowed a touchdown on the opponent's opening drive.
- ♦ The Frogs have surrendered a first-quarter touchdown just eight times in their last 35 contests.

FROG SPECIAL TEAMS NOTES

TRADITIONS

- ◆ In each of its first three seasons in the league, TCU has had the first-team All-Mountain West Conference return specialist (Cory Rodgers, 2005; Brian Bonner, 2006-07).
- ◆ Wide receiver Jeremy Kerley is looking to make it four in a row. Kerley is tied for 16th nationally with his average of 18.6 yards on nine punt returns.
- ◆ Five of his nine attempts have gone at least 17 yards, including a long of 53 on his second career return in the New Mexico game.
- ◆ The only true freshman to see action on offense last season, Kerley also serves as the holder on field goals and PATs. After a bobbed snap from center, he ran for a 2-point conversion against Stephen F. Austin.

YOUTH MOVEMENT

- ◆ After seniors and All-MWC selections Derek Wash and Chris Manfredini were TCU's punter and placekicker, respectively, last season, those jobs are now handled by a pair of freshmen in Anson Kelton and Ross Evans.

PUNTER EXPANSION

- ◆ Derek Wash, last year's All-MWC punter for the Frogs, was nicknamed "Bones" because of his 6-foot-4, 177-pound frame. This year's TCU punter weighs 83 pounds more in the form of 6-foot-4, 260-pound Anson Kelton.

STRONG DEBUTS

- ◆ True freshman Ross Evans is 6-of-7 on field goals and 20-of-21 on PATs. Three field goals were from at least 39 yards.
- ◆ On his first collegiate field-goal attempt, Evans was successful from 50 yards. It tied for the 12th-longest field goal in TCU history.
- ◆ Evans tied TCU's single-game PAT record, accomplished four other times, against Stephen F. Austin. Evans missed an opportunity to have sole possession of the mark when a bobbed snap after the eighth of TCU's nine touchdowns was run in for 2 points by Jeremy Kerley.

STRONG DEBUTS, II

- ◆ Redshirt freshman punter Anson Kelton is averaging 41.9 yards on 15 attempts with eight boots downed inside the opponent 20-yard line.
- ◆ Kelton was instrumental in TCU winning the field position battle against Stanford. Four of his seven punts versus the Cardinal went inside the 20.
- ◆ Kelton also had career-long punts of 58 and 51 yards in the rain and wind of the Stanford game.

SECRET WEAPON FOOT

- ◆ Quarterback Andy Dalton is 3-for-5 in his TCU career on placing pooch kicks inside the opponent 20-yard line.
- ◆ After two successful punts last season, Dalton put a third-quarter kick at New Mexico out-of-bounds at the Lobo 4. Another Dalton punt went to the New Mexico 8 but was brought out to the 22 after a kick catching interference call.
- ◆ Dalton is averaging 34.4 yards on his five career punts.

IN SEARCH OF THE END ZONE

- ◆ TCU has not returned a punt for a touchdown in its last 77 games, the 10th-longest current stretch in the nation.
- ◆ The streak nearly came to an end in Albuquerque when Jeremy Kerley returned a fourth-quarter New Mexico punt 53 yards to the Lobo 4-yard line.

OLD SCHOOL

- ◆ Drew Combs, who was born with a left arm that ends just below the elbow, is the Frogs' kickoff specialist.
- ◆ A straight-on kicker, Combs has five touchbacks on 30 kickoffs this season.
- ◆ Last year, Combs totaled six touchbacks while assisting on two tackles.
- ◆ Combs originally attended Arkansas and was a walk-on to the Razorback football team, but he did not see game action before transferring to TCU.

NOT MUCH WORK

- ◆ TCU has just seven kickoff returns in four games this season.
- ◆ Ryan Christian has four of those attempts for a 21.5 average with a career-long 41-yard return versus Stephen F. Austin.
- ◆ Aaron Brown, seeing his first action of the season in the SMU game, returned two kickoffs for 46 yards (23.0 avg.).
- ◆ Also back deep for the Frogs this year, for the first time in his career, is preseason All-America safety Stephen Hodge.

THE COVERAGE GAME

- ◆ TCU opponents are averaging only 18.6 yards on 23 kickoff returns.
- ◆ When throwing out 50 yards credited as part of a blocked punt by Stanford, the Frogs have allowed just 44 yards (5.5 average) on eight opponent punt returns.

BLOCK PARTIES

- ◆ TCU blocked four punts last season and has six in its last 21 games.
- ◆ The Frogs have totaled 16 blocked kicks, including 13 punt blocks, since 2002.
- ◆ Daryl Washington blocked three punts (Air Force, Wyoming and Utah) in 2007 to tie Ohio's Joshua Abrams for the national lead.
- ◆ The Frogs scored twice off blocked punts last season. Prior to 2007, TCU had not scored directly off a blocked punt since 2003.
- ◆ Washington's third blocked punt of the season came against Utah. Stephen Hodge caught the ball in full stride off a perfect bounce, split a pair of Utes and raced 31 yards into the end zone for TCU's first points of the game.
- ◆ Colin Jones blocked a punt against SMU that Bart Johnson returned 17 yards for a score.



**TCU - OKLAHOMA
BY THE NUMBERS**

	TCU	OU
Points Scored	172	164
Points Scored/Game	43.0	54.7
Opp. Points Scored	31	42
Opp. Points Scored/Game	7.8	14.0
First Downs	96	85
Opp. First Downs	39	43
3rd-Down Conversions Pct.	56.3	52.8
4th-Down Conversions Pct.	75.0	75.0
Rushing Attempts	206	137
Yards Rushing	995	653
Yards Rushing/Game	248.8	217.7
Opp. Rushing Attempts	90	99
Opp. Yards Rushing	122	190
Opp. Yards Rush/Game	30.5	63.3
Passes Attempted	115	100
Passes Completed	72	79
Completion Pct.	62.6	79.0
Yards Passing	697	1,017
Yards Passing/Game	174.2	339.0
Opp. Passes Attempted	124	97
Opp. Passes Completed	59	48
Opp. Completion Pct.	47.6	49.5
Opp. Yards Passing	610	508
Opp. Yards Pass/Game	152.5	169.3
Total Offensive Plays	321	237
Total Yards	1,692	1,670
Total Yards/Game	423.0	556.7
Avg. Yards/Play	5.3	7.0
Opp. Offensive Plays	214	196
Opp. Total Yards	732	698
Opp. Total Yards/Game	183.0	232.7
Opp. Avg. Yards/Play	3.4	3.6
Avg. Poss. Time/Game	37:13	30:26
Opp. Avg. Poss. Time/Game	22:47	29:34

**TCU - OKLAHOMA
TALE OF THE TAPE**

Average height and weight for both teams' starting lineups:

	TCU	OU
Offensive Line	6-4, 308	6-5, 311
Tight End	6-4, 261	6-6, 261
Quarterback	6-3, 210	6-4, 218
Running Back	5-11, 192	6-2, 220
Wide Receiver	6-1, 195	6-2, 197
Defensive Line	6-2, 269	6-4, 274
Linebacker	6-2, 230	6-2, 229
Secondary	6-0, 193	6-1, 206
Offensive System	Multiple	Multiple
Defensive System	4-2-5	4-3

FROG TIDBITS

HISTORIC TRIPS TO NORMAN

- ♦ TCU's last two trips to Norman coincided with their first games as new members of a conference.
- ♦ The 1996 season-opening 20-7 victory over Oklahoma came in the Frogs' first game as a member of the Western Athletic Conference. TCU played five seasons (1996-00) in the WAC before leaving for Conference USA (2001-04).
- ♦ A 17-10 win in 2005 came in the Frogs' debut as a Mountain West Conference member.

WHERE THEY'RE AT

- ♦ Included below is a look at where to find the TCU assistant coaches on game day:

Press Box - Offensive coordinator/quarterbacks coach Mike Schultz, running backs coach Justin Fuente, linebackers coach Tony Tademey, safeties coach Chad Glasgow.

Field - Defensive coordinator/defensive line coach Dick Bumpas, cornerbacks coach Clay Jennings, wide receivers coach Jarrett Anderson, tight ends/special teams coach Dan Sharp, offensive line coach/assistant head coach Eddie Williamson.

THE TURNOVER STORY

- ♦ TCU is tied with Florida for second in the nation in turnover margin at +3.0 per game. Wake Forest leads at +3.3. The Frogs have 13 takeaways while committing just one turnover.
- ♦ Over the last four seasons, TCU is 28-1 when ahead (25-1) or even (3-0) in turnover margin and 6-7 on the negative side.
- ♦ The Frogs have posted at least one takeaway in 41 of their last 45 contests.
- ♦ Since the start of the 2005 season, TCU is 34-8. In five of the eight defeats, the Frogs have been minus-2 or worse in turnover margin. TCU won at San Diego State last year despite being minus-3 for the game.
- ♦ At BYU last season, TCU lost for the first time since Oct. 15, 2004 at UAB when holding the edge in turnover margin.

BALL CONTROL

- ♦ The Frogs top the nation in time of possession with a mark of 37:13.
- ♦ TCU has won 24 consecutive games when holding the edge in time of possession.

BEST HOME RECORDS SINCE 2003

- ♦ TCU is tied for the eighth-best home record in the nation over the last six seasons:

Team	W-L	Pct.
1. Oklahoma	33-1	.971 (a 17-10 loss to TCU in 2005)
2. Boise State	32-1	.970
3. USC	29-1	.967
4. Ohio State	35-3	.921
5. LSU	34-3	.919
6. Wisconsin	31-4	.886
7. Texas	29-4	.879
8. TCU	27-4	.871
Louisville	27-4	.871
10. Virginia Tech	32-5	.865

BEST OVERALL RECORDS SINCE 2005

- ♦ TCU is tied for the seventh-best record in the nation over the last four seasons:

Team	W-L	Pct.
1. USC	36-5	.878
2. LSU	37-6	.860
3. Ohio State	36-6	.857
Texas	36-6	.857
5. Boise State	35-7	.833
6. West Virginia	34-7	.829
7. TCU	34-8	.810
Florida	34-8	.810
Wisconsin	34-8	.810
10. Virginia Tech	35-9	.795

CLOSE CALLS

- ◆ Dating back to the 2003 campaign, TCU is 18-7 in its last 25 games decided by seven points or less.

DEFENDING THEIR HOME

- ◆ Since 1999, TCU is 46-6 in its last 52 home games at Amon G. Carter Stadium.
- ◆ TCU has recorded three shutouts in its past 10 home dates.
- ◆ Dating back to the 2005 campaign, the Frogs have held the opposition without a touchdown in seven of their last 16 home games.
- ◆ In their last 11 home contests, the Frogs have outscored their opponents 377-94 (an average margin of 34-9).
- ◆ Only five of TCU's last 15 home opponents have rushed for more than 55 yards.
- ◆ In its last four home games, TCU has limited its opponents to 114 yards rushing (28.5 per game) on 94 attempts (1.2 per carry).

QUICK HITS

- ◆ The Frogs are 5-4 in short-week games under head coach Gary Patterson.
- ◆ TCU is 5-5 since the NCAA adopted overtime play in 1996.

QUICK STARTS

- ◆ TCU has scored first in 17 of its last 25 contests.
- ◆ The Frogs have scored in the first quarter in 30 of their last 39 games.
- ◆ Since 2002, TCU has tallied first in 70.9 percent (56-of-79) of its contests.
- ◆ Dating back to the 2006 campaign, the Frogs have allowed just 19 first-half touchdowns in their last 25 games.
- ◆ In the first half of those 25 contests, TCU has outscored its opponents 481-157 (an average margin of 19-6).

NFL DRAFT PICKS FROM MWC TEAMS

- ◆ TCU 165, San Diego State 133, BYU 132, Utah 125, Colorado State 94, Wyoming 76, New Mexico 60, UNLV 41, Air Force 7.

FROGS AND THE NFL

- ◆ In Gary Patterson's tenure as head coach, TCU has had 16 players drafted with a total of 36 in NFL camps.
- ◆ Nine former Frogs are active in the NFL: Drew Coleman (CB, New York Jets), David Hawthorne (LB, Seattle), Aaron Schobel (DE, Buffalo), Matt Schobel (TE, Philadelphia), Herb Taylor (OT, Kansas City), LaDainian Tomlinson (RB, San Diego), Michael Toudouze (OT, Indianapolis), Ryan Tucker (OT, Cleveland) and Marvin White (S, Cincinnati).

BRING ON SATURDAYS AND DAYLIGHT

- ◆ Since the start of the 2005 season, TCU is 33-3 when playing on any day of the week other than Thursday. The Frogs are 1-5 in Thursday games.
- ◆ Five of TCU's eight losses over the last four years have come in Thursday games.
- ◆ The Frogs are 16-1 in day games over the last four years and 18-7 at night. The only loss in a day contest was at Wyoming last season. The NCAA constitutes a night game as starting at 5 p.m.
- ◆ TCU is 30-3 in Saturday contests dating back to the start of the 2005 campaign. The Frogs saw a 19-game winning streak on Saturdays snapped at Texas last year (Sept. 8). It was TCU's first loss on a Saturday in nearly two full years.
- ◆ During their run of success on Saturdays, the Frogs are 3-5 on other days of the week (1-0 on Sundays, 1-0 on Tuesdays, 1-5 on Thursdays).

TCU'S MWC AND NCAA RANKS

Team Category	Number/ Average	MWC Rank	NCAA Rank
Time of Possession	37:13	1st	1st
Opponent First Downs	39	1st	1st
Total Defense (yards per game)	183.0	1st	1st
Rushing Defense (yards per game)	30.5	1st	1st
Turnover Margin	3.0	1st	T-2nd
Pass Defense Efficiency (rating)	81.3	1st	3rd
Scoring Defense (points per game)	7.8	1st	6th
Opponent Third-Down Conversions	23.5% (12-of-51)	1st	T-6th
Red Zone Defense (score % by opp.)	95.7% (22-of-23)	1st	9th
Scoring Offense (points per game)	43.0	T-1st	T-12th
Punt Returns (yards per attempt)	18.6	1st	14th
Fourth-Down Conversions	75.0% (3-of-4)	T-1st	T-14th
Third-Down Conversions	56.3% (40-of-71)	2nd	6th
Sacks By	14	2nd	T-8th
Rushing Offense (yards per game)	248.8	2nd	12th
Pass Defense (yards per game)	152.5	2nd	15th
First Downs	96	2nd	T-17th
Total Offense (yards per game)	423.0	2nd	38th
Red Zone Defense (score % by opp.)	60.0% (3-of-5)	2nd	N/A
Sacks Against	3	T-3rd	T-22nd
Opponent Fourth-Down Conversions	50.0% (2-for-4)	4th	T-52nd
Kickoff Coverage	45.6	4th	N/A
Pass Efficiency (rating)	117.5	5th	79th
Field-Goal Percentage	85.7% (6-of-7)	5th	N/A
Kickoff Returns (yards per attempt)	21.0	6th	66th
Pass Offense (yards per game)	174.2	6th	96th
PAT Kicking	95.2% (20-of-21)	6th	N/A
Penalties (yards per game)	76.0	8th	111th
Net Punting	29.8	9th	110th
Opponent Penalties (yards per game)	33.5	9th	N/A
Individuals			
Jerry Hughes (fumbles recovered)	0.75	1st	T-2nd
Stephen Coleman (passes defended)	1.75	1st	T-8th
Stephen Coleman (interceptions per game)	0.75	T-1st	T-8th
Jerry Hughes (fumbles forced)	0.50	T-2nd	T-20th
Ross Evans (scoring, kicking)	9.5	2nd	N/A
Matt Panfil (tackles for loss per game)	1.75	3rd	T-11th
Jeremy Kerley (punt return average)	18.6	3rd	T-16th
Matt Panfil (sacks per game)	0.88	3rd	T-19th
Ross Evans (scoring average per game)	9.5	3rd	T-28th
Andy Dalton (scoring, touchdowns)	7.5	T-3rd	N/A
Ross Evans (field goals)	1.5	4th	T-24th
Ross Evans (PAT kicking percentage)	95.2	4th	N/A
Jerry Hughes (sacks per game)	0.75	T-5th	T-29th
Cody Moore (sacks per game)	0.75	T-5th	T-29th
Anson Kelton (punting average per game)	41.9	5th	T-36th
C. Moore/J. Hughes (tackles for loss per game)	1.38	T-5th	T-37th
Andy Dalton (passing average per game)	151.5	6th	N/A
Andy Dalton (total offense)	197.5	6th	N/A
Jimmy Young (receptions per game)	5.0	T-7th	N/A
Jimmy Young (receiving yards per game)	59.2	8th	N/A

HOW TCU STACKS UP IN THE MOUNTAIN WEST

TCU has the top overall and league winning percentage in Mountain West Conference history.

Team	Overall	Pct.	MWC	Pct.
TCU	34-8	.810	19-6	.760
Utah	76-36	.679	44-24	.647
BYU	72-43	.626	47-20	.701
Air Force	61-50	.550	33-35	.485
Colorado St.	61-52	.540	37-29	.561
New Mexico	58-56	.509	38-29	.567
Wyoming	39-69	.361	19-49	.279
San Diego St.	37-71	.343	27-39	.409
UNLV	36-73	.330	17-50	.254

TOP RECORDS SINCE 1998 (PATTERSON ARRIVAL AT TCU)

No.	Team	Record	Pct.
1.	Boise State	105-24	.814
2.	Texas	105-25	.808
3.	Oklahoma	104-28	.788
4.	Ohio State	101-28	.783
5.	Georgia	101-30	.771
	Virginia Tech	101-30	.771
7.	Miami (Fla.)	96-30	.762
8.	USC	96-32	.750
9.	Florida	96-33	.744
10.	Michigan	94-33	.740
11.	Tennessee	94-35	.729
12.	TCU	91-35	.722
13.	Florida State	94-37	.718
14.	Wisconsin	93-37	.715
15.	LSU	92-37	.713
16.	Louisville	90-37	.709
17.	Oregon	87-40	.685
18.	Nebraska	89-41	.685
19.	Auburn	86-42	.672
20.	Boston College	85-42	.669

MOST WINS THE LAST SIX YEARS (2003-08)

No.	Team	Wins
1.	USC	61
2.	LSU	59
3.	Boise State	58
4.	Oklahoma	57
	Texas	57
6.	Ohio State	56
7.	Georgia	55
8.	Auburn	53
	Virginia Tech	53
10.	TCU	50
	West Virginia	50
	Wisconsin	50
13.	Boston College	49
	Florida	49
	Louisville	49
	Utah	49

HONORARY BIG 12 MEMBERS

- ♦ TCU had its five-game winning streak against Big 12 teams snapped at Texas last season. At the time, the run of five straight victories over Big 12 foes trailed only Oklahoma (eight).
- ♦ From 2005-07, the Frogs were 5-1 in a stretch with six out of 27 games against Big 12 opponents. TCU allowed just 13.0 points per game in that span.
- ♦ In a period of 15 games (Sept. 3, 2005 - Sept. 16, 2006), TCU was 4-0 against the Big 12. Only Texas, Texas Tech, Oklahoma and Colorado won more games against Big 12 opponents in that stretch.

THE BCS

- ♦ TCU (20) is second behind only Boise State (26) for most appearances in the BCS standings by a school playing in a conference without an automatic BCS bid.
- ♦ If the current BCS rules were in effect in 2005, TCU would have been in a BCS bowl. The Frogs were ahead of automatic qualifier Florida State.

FINDING THE SCOREBOARD

- ♦ At 194 games, TCU has the fifth-longest current streak in the nation for not being shut out. The Frogs haven't been blanked since a 32-0 defeat at Texas on Nov. 16, 1991:

Team	Games	Last Shutout
1. Michigan	291	Oct. 20, 1984 at Iowa (0-26)
2. Washington State	278	Sept. 15, 1984 at Ohio St. (0-44)
3. Florida	246	Oct. 29, 1988 vs. Auburn (0-16)
4. Colorado	240	Nov. 12, 1988 at Nebraska (0-7)
5. TCU	194	Nov. 16, 1991 at Texas (0-32)

- ♦ TCU's streak of 194 games without being blanked ranks 15th all-time.

CHECKING THE LEDGER

- ♦ After just three winning seasons in 13 years (1985-97), TCU has won 72.2 percent (91-35) of its games since 1998 when head coach Gary Patterson arrived as defensive coordinator. It's the 12th-best mark nationally in that stretch.
- ♦ TCU has an all-time record of 550-509-57 (.518) in its football history which began in 1896.

PATTERSON MILESTONES

- ♦ Should the Frogs play in a bowl this season, Gary Patterson would reach 100 career games coached at TCU. It would tie him with Jim Wacker (1983-91) for third on the Frogs' all-time list. Dutch Meyer is the leader with 201 (1934-52).
- ♦ Patterson's 66 wins are third all-time at TCU. Next on the list is Abe Martin with 74 (1953-66). Meyer ranks first with 109 victories.

WINNINGEST ACTIVE FBS (DIVISION I-A) COACHES

Coach	Record	Pct.
1. Pete Carroll, USC	78-14	.848
2. Urban Meyer, Florida	73-16	.820
3. Bob Stoops, Oklahoma	100-22	.820
4. Mark Richt, Georgia	76-19	.800
5. Phillip Fulmer, Tennessee	148-47	.759
6. Bobby Bowden, Florida State	375-120-4	.756
7. Joe Paterno, Penn State	376-125-3	.749
8. Jim Tressel, Ohio State	211-74-2	.739
9. Steve Spurrier, South Carolina	165-58-2	.738
10. Paul Johnson, Georgia Tech	110-40	.733
11. Brian Kelly, Cincinnati	150-55-2	.729
12. Gary Patterson, TCU	66-25	.725
13. Dan Hawkins, Colorado	103-40-1	.719
14. Dennis Erickson, Arizona State	160-70-1	.695

TCU BY THE NUMBERS**2**

TCU linebackers (Jason Phillips, Robert Henson) on the Butkus Award Watch List, making the Frogs one of only 11 teams to have more than one candidate.

3

Blocked punts by Daryl Washington last season, tying for the national lead.

4.32

Cornerback Greg McCoy's time in the 40, making him the fastest Frog.

13.3

Cost in millions to build TCU's new Dutch Meyer Athletic Complex and Abe Martin Academic Enhancement Center in the south end zone of Amon G. Carter Stadium.

39

Consecutive starts by linebacker Jason Phillips, which came to an end in the Stephen F. Austin game.

112

Years TCU has been playing football.

1873

Year TCU was founded as AddRan Male and Female Academy in Thorp Spring, Texas.

1896

Year TCU played its first football game, an 8-6 win over Toby's Business College.

ROAD WARRIORS

♦ TCU is 23-11 (.676) in road and neutral-site games since 2003, a mark that ranks ninth nationally.

ANY DAY OF THE WEEK

- ♦ Since the start of the 1996 season, the Frogs are 12-11 in non-Saturday, regular-season games.
- ♦ Under head coach Gary Patterson, TCU has played on every day of the week.
- ♦ TCU has played 19 of its 84 regular-season contests (22.6 percent) under Patterson on non-Saturdays.

GOOD STARTS

- ♦ The 26-3 win at New Mexico gave TCU its sixth consecutive season-opening victory, including four in a row on the road. The Frogs have allowed a combined 20 points in their last four season openers.
- ♦ With a 67-7 victory over Stephen F. Austin, TCU has won seven straight home openers. In five of those victories, the Frogs allowed 13 points or less.

GOOD OMENS

- ♦ The 26-3 win at New Mexico gave TCU its first victory in a Mountain West Conference opener since 2005, the last time it won the league championship. It was also TCU's first season in the MWC.

THE GRADUATES

- ♦ Tight end Shae Reagan and wide receivers Walter Bryant and William Cage already have their TCU degrees.
- ♦ TCU tops the Mountain West Conference in having the most players with a degree in hand. Included below is a list of teams with the most current players who have already received degrees:

- 13 - Miami (Fla.)
- 10 - Boston College, Virginia Tech
- 8 - Auburn, Clemson, Maryland
- 7 - Arizona State, Memphis, Ohio State, Penn State
- 6 - Northwestern
- 5 - Baylor, Florida State, Louisiana Tech, Ole Miss, UCF
- 4 - Kentucky, Missouri, Northern Illinois, Texas Tech
- 3 - TCU, Georgia Tech, Louisville, Notre Dame, Virginia

HOME GROWN

- ♦ With 82.0 percent of its roster being Texas natives, TCU ranks eighth in percentage of players from its home state:

- 96.1 - San Jose State
- 94.7 - Florida Atlantic
- 93.9 - Fresno State
- 91.3 - Texas A&M
- 90.2 - Texas
- 87.7 - Houston
- 85.2 - Baylor
- 82.0 - TCU

PRIVATE SCHOOLS

- ♦ TCU is one of 17 private schools in the 120-team Football Bowl Subdivision (FBS).
- ♦ The others are Baylor, Boston College, BYU, Duke, Miami (Fla.), Northwestern, Notre Dame, Rice, SMU, Stanford, Syracuse, Tulane, Tulsa, USC, Vanderbilt and Wake Forest.

FAMILY TIES

- ♦ Safety Stephen Hodge is defensive end Clarence Leatch's uncle. Hodge's sister is Leatch's mother.
- ♦ Tailback Joseph Turner and wide receiver Curtis Clay are cousins.

PLAYING STRAIGHT THROUGH

- ♦ TCU is playing 11 consecutive weeks before having an open date the weekend of Nov. 15.
- ♦ Things worked out well for the Frogs the last time they played 11 straight weeks to begin a campaign, posting a 10-1 regular-season record in 2005.

AVOIDING THE FRIENDLY SKIES

- ♦ After traveling to New Mexico for the 2008 season opener, TCU will be in an airplane just once over a two-month span.
- ♦ The Frogs are in an eight-game stretch that includes five home dates and bus trips to SMU and Oklahoma.
- ♦ TCU's only flight in September or October is an Oct. 11 trip to Colorado State.

BOUNCING BACK

- ♦ TCU is 16-6 in regular-season games following a loss under coach Gary Patterson.
- ♦ The Frogs have never lost three in a row under Patterson. TCU hasn't dropped three straight contests since a four-game skid in the 1998 campaign.

SELECT COMPANY

- ♦ TCU is one of 18 teams to appear in at least nine bowl games the last 10 seasons:

10
 Michigan
 Florida
 Florida State
 Georgia
 Georgia Tech
 Texas
 Virginia Tech

9
TCU
 Boston College
 Louisville
 Miami, Fla.
 Ohio State
 Oklahoma
 Oregon
 Purdue
 Southern Miss
 Tennessee
 Wisconsin

- ♦ TCU is one of only 11 programs to have a current bowl winning streak of at least three games:

8 - Boston College
 7 - Utah
 4 - Oregon State, Texas
3 - TCU, Cal, Cincinnati, LSU, Mississippi State, Penn State, West Virginia

HISTORIC WINS

- ♦ The 26-3 win at New Mexico on Aug. 30 was the earliest recorded victory in a calendar year for TCU and its first win in the month of August.
- ♦ The only other contest played earlier than the New Mexico game was head coach Gary Patterson's TCU debut, a 21-7 loss at No. 4 Nebraska on Aug. 25, 2001.

GOOD CALLS

- ♦ TCU has won the coin toss in all four games this season and deferred each time.
- ♦ In the first three contests, the opponent went 3-and-out on its opening series.
- ♦ Against SMU, the Frogs recorded a takeaway on the second play from scrimmage.



TCU BY THE NUMBERS

1

Opponents to crack the 200-yard mark in total offense against TCU in 2008.

4

10-win seasons in the last six years.

16

TCU players drafted by NFL teams during Gary Patterson's tenure as head coach.

45

Wins by TCU, compared to zero losses, when allowing 17 or fewer points under head coach Gary Patterson.

58

Percent of the TCU undergraduate student population that's female.

226

Joseph Turner's rushing yards at San Diego State last year.

406

LaDainian Tomlinson's NCAA single-game record for rushing yards (Nov. 20, 1999 vs. UTEP).

870

Pounds lifted in the squat by Blake Schlueter at TCU's 2007 Night of Champions, setting a new Horned Frog weight room record.

9,971

Songs downloaded into TCU football coach Gary Patterson's iPod.

2008 MOUNTAIN WEST STANDINGS

Team	MWC	Pct.	Overall	Pct.
Utah	2-0	1.000	4-0	1.000
TCU	1-0	1.000	4-0	1.000
BYU	1-0	1.000	4-0	1.000
Air Force	1-1	.500	3-1	.750
Colorado State	0-0	.000	2-1	.667
San Diego State	0-0	.000	0-3	.000
UNLV	0-1	.000	3-1	.750
New Mexico	0-1	.000	1-3	.250
Wyoming	0-2	.000	2-2	.500



2008 MOUNTAIN WEST CONFERENCE BOWL SCHEDULE

New Mexico Bowl

Mountain West vs. WAC
 Saturday, Dec. 20
 Albuquerque, N.M.
 1:30 p.m. (CT) - ESPN

Pioneer Las Vegas Bowl

Mountain West vs. Pac-10
 Saturday, Dec. 20
 Las Vegas, Nev.
 7 p.m. (CT) - ESPN

San Diego County Credit Union Poinsettia Bowl

Mountain West vs. Pac-10
 Tuesday, Dec. 23
 San Diego, Calif.
 7 p.m. (CT) - ESPN

Bell Helicopter Armed Forces Bowl

Mountain West vs. Conference USA
 Wednesday, Dec. 31
 Fort Worth, Texas
 11 a.m. (CT) - ESPN

CHARTING TCU'S 2008 OPPONENTS

Opponent	Record	This Week	Last Week's Result
New Mexico	1-3	at New Mexico State	L, 14-56 at Tulsa
Stephen F. Austin	1-2	vs. South Dakota State	L, 14-34 at Western Illinois
Stanford	2-2	at Washington	W, 23-10 vs. San Jose State
SMU	1-3	at Tulane (Thurs.)	L, 7-48 vs. TCU
No. 2 Oklahoma	3-0	vs. No. 23 TCU	Open
San Diego State	0-3	vs. Idaho	Open
Colorado State	2-1	at Cal	W, 28-25 vs. Houston
No. 11 BYU	4-0	vs. Wyoming	W, 44-0 vs. Wyoming
Wyoming	2-2	vs. Bowling Green	L, 0-44 at No. 11 BYU
UNLV	3-1	vs. Nevada	W, 34-31 (OT) vs. Iowa State
No. 17 Utah	4-0	vs. Weber State	W, 30-23 at Air Force
Air Force	3-1	Open	L, 23-30 vs. No. 20 Utah
Total	26-18		

MEDIA INFORMATION

INTERVIEWING PATTERSON

Schedule permitting, TCU head coach Gary Patterson is available for telephone interviews between 2 and 2:30 p.m. Tuesday through Thursday. Interviews are to be coordinated with TCU media relations director Mark Cohen at m.cohen@tcu.edu or (817) 257-5394.

INTERVIEWING PLAYERS

All interviews must be coordinated through TCU media relations. No player will miss class or be pulled from a meeting or practice to conduct an interview.

COVERING PRACTICE

TCU football normally conducts workouts between the hours of 3 and 6 p.m. Practices are open to the media, but those attending should contact Mark Cohen to confirm the times. TV crews and photographers are permitted to shoot individual drills during practice after receiving clearance from the media relations office. All Friday walk-through practices are closed.

WEEKLY NEWS CONFERENCES

Horned Frog coach Gary Patterson hosts a media luncheon each Tuesday at noon in the Dutch Meyer Athletic Complex and Abe Martin Academic Enhancement Center on the TCU campus. Frog players will be present at the luncheon to take questions from the media. Patterson's comments can also be heard live on GoFrogs.com.

If you plan on attending, please contact TCU media relations director Mark Cohen at m.cohen@tcu.edu or (817) 257-5394.

GARY PATTERSON SHOW

The Gary Patterson Show is heard weekly on 103.3 ESPN, 88.7 KTCU and GoFrogs.com from Railhead Smokehouse at 2900 Montgomery Street in Fort Worth.

Day	Date	Time
Thursday	Aug. 28	7-8 p.m.
Thursday	Sept. 4	7-8 p.m.
Thursday	Sept. 11	7-8 p.m.
Thursday	Sept. 18	7-8 p.m.
Thursday	Sept. 25	7-8 p.m.
Thursday	Oct. 2	7-8 p.m.
Tuesday	Oct. 14	7-8 p.m.
Wednesday	Oct. 29	7-8 p.m.
Tuesday	Nov. 4*	7-8 p.m.
Thursday	Nov. 20	7-8 p.m.

*replayed on ESPN on Wed. at 7 p.m.

TCU HEAD COACH GARY PATTERSON



Gary Patterson is the only coach in TCU history to record more than two 10-win seasons. He has four in the last six years and is also the fastest Horned Frog coach to reach 50 victories.

Patterson's 66-25 (.725) record is the best mark of any TCU head coach after 91 games. Dutch Meyer, coach of the 1935 and 1938 national championship teams, is second (.665, 58-28-5, 1934-40). Patterson's 66 wins are third on the Frogs' career victory list. His .725 winning percentage is second among TCU coaches with more than 20 games under their belt and 12th among active coaches in the Football Bowl Subdivision (formerly called Division I-A).

The Frogs have won four conference titles with Patterson on staff in addition to posting five of the school's nine 10-win seasons. He was TCU's defensive coordinator from 1998-00.

Patterson was the 2002 Conference USA and 2005 Mountain West Conference Coach of the Year. He was a 2003 finalist for Eddie Robinson and Bobby Dodd National Coach of the Year honors.

FROGS UNDER PATTERSON

Situation	Record
Score First	48-14
When Opp. Scores First	18-11
Lead at the Half	51-8
Trail at the Half	10-15
Tied at the Half	5-2
Lead After 3 Quarters	54-7
Trail After 3 Quarters	4-15
Tied After 3 Quarters	8-3
Games Decided in OT	4-4
300+ yards of Offense	55-19
100+ Rushing Yards	63-15
200+ Rushing Yards	32-2
200+ Passing Yards	33-15
300+ Passing Yards	8-5
Win Time of Possession	50-11
Opp. At or Under 300 Total Yards	41-5
Allow 300+ Total Yards	25-20
Opp. Under 100 Rush Yds.	48-5

CAREER COACHING WINS AT TCU

No. Coach	Wins
1. Dutch Meyer	109
2. Abe Martin	74
3. Gary Patterson	66
4. Francis Schmidt	47
5. Jim Wacker	40

CAREER GAMES COACHED AT TCU

No. Coach	Games
1. Dutch Meyer	201
2. Abe Martin	145
3. Jim Wacker	100
4. Gary Patterson	91
5. Pat Sullivan	67
6. F.A. Dry	66
7. Francis Schmidt	57
8. Madison A. Bell	55

PATTERSON VS. ALL OPPONENTS

Air Force	2-1
Arizona	1-0
Army	6-0
Baylor	2-0
Boise State	0-1
BYU	1-2
Cincinnati	1-2
Colorado State	4-0
East Carolina	0-2
Houston	5-0
Iowa State	1-0
Louisville	3-1
Memphis	1-0
Navy	1-0
Nebraska	0-1
New Mexico	4-0
North Texas	2-0
Northern Illinois	1-0
Northwestern	2-0
Northwestern State	0-1
Oklahoma	1-0
San Diego State	3-0
SMU	6-1
Southern Miss	3-2
Stanford	2-0
Stephen F. Austin	1-0
Texas	0-1
Texas A&M	0-1
Texas Tech	1-1
Tulane	2-2
UAB	1-2
UC Davis	1-0
UNLV	3-0
USF	1-1
Utah	1-2
Vanderbilt	1-0
Wyoming	2-1
Total	66-25

PATTERSON'S RECORD BREAKDOWN

vs. Conference Opponents	39-17
vs. Non-Conference Opponents	27-8
vs. Ranked Opponents	4-4
Home Games	35-6
Road Games	27-16
Neutral Site Games	4-3
August	1-1
September	24-8
October	19-7
November	16-6
December	6-3

2008 TCU DEPTH CHART

TCU OFFENSE

LT	70	Marshall Newhouse	6-3	317	Jr.
	71	Zach Roth OR	6-6	310	Jr.
	79	Nic Richmond	6-8	322	Jr.
	62	Jeff Olson	6-4	253	RFr.
LG	60	Preston Phillips OR	6-6	293	Sr.
	78	Josh Vernon	6-2	295	So.
	77	Spencer Thompson	6-4	270	RFr.
C	75	Blake Schlueter	6-3	284	Sr.
	76	Jake Kirkpatrick	6-3	273	So.
	50	Tyler Marrou	6-5	268	Jr.
RG	65	Giles Montgomery	6-5	295	Sr.
	72	Kyle Dooley	6-3	310	RFr.
RT	61	Marcus Cannon	6-5	350	So.
	79	Nic Richmond	6-8	322	Jr.
TE	86	Shae Reagan	6-4	261	Sr.
	84	Evan Frosch	6-4	235	So.
	80	Logan Brock	6-3	230	RFr.
FB	32	Justin Watts	5-10	195	Sr.
	48	Luke Shivers	6-0	205	RFr.
TB	18	Ryan Christian	5-11	188	Jr.
	23	Aaron Brown OR	6-1	196	Sr.
	24	Joseph Turner	6-1	226	Jr.
	36	Chris Smith	5-11	231	Jr.
QB	14	Andy Dalton	6-3	210	So.
	11	Marcus Jackson	6-1	216	Jr.
	12	Yogi Gallegos	6-1	192	Fr.
WR (Z)	1	Walter Bryant	6-4	206	Sr.
	2	Curtis Clay	6-0	180	So.
	81	Alonzo Adams	6-0	190	So.
WR (X)	88	Jimmy Young	6-1	200	So.
	83	Jonathan Jones	6-4	197	RFr.
	15	Kagen Elenburg	6-0	185	Jr.
WR (H)	6	Bart Johnson	6-1	190	So.
	15	William Cage	6-4	202	Sr.
	17	Tyler Luttrell	6-1	195	So.
WR (Y)	85	Jeremy Kerley	5-10	185	So.
	13	Antoine Hicks	6-2	193	Fr.

TCU SPECIALISTS

PK	37	Ross Evans	5-11	180	Fr.
H	85	Jeremy Kerley	5-10	185	So.
SSN	54	Clint Gresham	6-3	225	Jr.
KO	58	Drew Combs	6-3	225	Sr.
P	47	Anson Keltton	6-4	260	RFr.
LSN	54	Clint Gresham	6-3	225	Jr.
KR	23	Aaron Brown	6-1	196	Sr.
	29	Stephen Hodge	6-0	230	Sr.
	85	Jeremy Kerley	5-10	185	So.
	18	Ryan Christian	5-11	188	Jr.
PR	85	Jeremy Kerley	5-10	185	So.
	6	Bart Johnson	6-1	190	So.

TCU DEFENSE

LE	98	Jerry Hughes	6-2	248	Jr.
	96	Wayne Daniels	6-2	240	So.
	95	Clarence Leatch	6-4	238	So.
NT	56	Cody Moore	6-1	292	Sr.
	69	Kelly Griffin	6-1	280	So.
	94	Henry Niutei	6-4	292	So.
DT	55	James Vess	6-3	290	Sr.
	57	Cory Grant	6-2	303	So.
	90	John Fonua	5-10	270	Sr.
RE	42	Matt Panfil	6-2	245	Sr.
	52	Ross Forrest OR	6-4	230	Fr.
	99	Braylon Broughton	6-6	250	RFr.
SLB	41	Daryl Washington OR	6-3	228	Jr.
	51	Robert Henson	6-1	228	Sr.
	33	Kris Gardner	6-1	220	RFr.
MLB	39	Jason Phillips	6-1	234	Sr.
	43	Tank Carder	6-2	215	RFr.
SS	29	Stephen Hodge	6-0	230	Sr.
	28	Colin Jones	6-0	205	So.
	25	Sir Demarco Bledsoe	6-2	175	RFr.
	16	Andy Burrell	6-2	198	Sr.
FS	4	Steven Coleman	6-3	204	Sr.
	21	Johnny Fobbs	6-1	200	RFr.
	35	Chez Thomas	5-10	180	RFr.
WS	3	Tejay Johnson	6-1	195	So.
	30	Tekerrein Cuba	6-4	197	RFr.
	19	Corderra Hunter	6-2	202	Jr.
CB	20	Nick Sanders	5-10	174	Jr.
	9	Alex Ibiloye	6-0	170	So.
	27	Jason Teague	6-2	185	So.
CB	10	Rafael Priest	5-10	163	Jr.
	7	Greg McCoy	5-10	172	RFr.

Career Starts by TCU Players

No.	Player	Starts	No.	Player	Starts
1.	Jason Phillips, LB	41	17.	Robert Henson, LB	7
2.	Rafael Priest, CB	30		Joseph Turner, TB	7
	Nick Sanders, CB	30	19.	Walter Bryant, WR	6
4.	Blake Schlueter, C	29		Evan Frosch, TE	6
5.	Cody Moore, NT	20		Justin Watts, FB	6
6.	Giles Montgomery, OG	18	22.	Jerry Hughes, DE	5
7.	Marshall Newhouse, OT	17		Preston Phillips, OG	5
8.	Andy Dalton, QB	16	24.	Marcus Cannon, OT	4
9.	Aaron Brown, TB	15		Jimmy Young, WR	4
	James Vess, DT	15	26.	Tejay Johnson, S	3
11.	Steven Coleman, S	14	27.	Bart Johnson, WR	2
12.	Kelly Griffin, NT	13	28.	Ryan Christian, TB	1
	Nic Richmond, OT	13		Curtis Clay, WR	1
14.	Shae Reagan, TE	11		Tekerrein Cuba, S	1
15.	Matt Panfil, DE	10		Marcus Jackson, QB	1
16.	Stephen Hodge, S	9		Daryl Washington, LB	1

PRONUNCIATION GUIDE

Braylon Broughton, DE	Bray-Lunn BROT-tun
Jai Cavness, TB	Jay CAV-niss
Tekerrein Cuba, WS	Tuh-CARE-un
John Fonua, DT	fuh-NEW-uh
Evan Frosch, TE	FRAU-sh
Alex Ibiloye, CB	ee-BEE-loy-yeh
Tejay Johnson, S	T.J.
Tyler Marrou, OL	muh-ROE
Shae Reagan, TE	SHAY
Blake Schlueter, C	sh-LOO-ter
Luke Shivers, FB	SHIV-urs

2008 TCU TWO-DEEP PLAYER BRIEFS

TCU OFFENSE

LT	70	Marshall Newhouse	6-3	317	Jr.	Honorable-mention All-MWC in 2007; Cousin of former NFL fullback Robert Newhouse
	71	Zach Roth OR	6-6	310	Jr.	A transfer who earned All-America honors last year at Garden City (Kan.) Community College
	79	Nic Richmond	6-8	322	Jr.	Started all 13 games last season; Lettered in tennis at South Garland High School
LG	60	Preston Phillips OR	6-6	293	Sr.	In his first year as a starter; Appeared in all 13 games as a backup in 2007
	78	Josh Vernon	6-2	295	So.	Competed hard for a starting job in preseason camp; Played in two games last season
C	75	Blake Schlueter	6-3	284	Sr.	Preseason All-American on the Rimington Trophy Watch List; Blocked 13 kicks at Ganado HS
	76	Jake Kirkpatrick	6-3	273	So.	Did not play football until his senior year at Robert E. Lee HS
RG	65	Giles Montgomery	6-5	295	Sr.	Has started 17 consecutive games; First career start was in 2005 Houston Bowl win vs. Iowa State
	72	Kyle Dooley	6-3	310	RFr.	Totaled 127 pancake blocks as a high school senior
RT	61	Marcus Cannon	6-5	350	So.	In his first year as a starter; Ranked 59th nationally as a prep lineman by Rivals.com
	79	Nic Richmond	6-8	322	Jr.	Started all 13 games last season; Lettered in tennis at South Garland High School
TE	86	Shae Reagan	6-4	261	Sr.	Converted quarterback; His 18.6 career average yards per catch mark is just outside TCU's top five
	84	Evan Frosch	6-4	235	So.	All 13 of his career receptions have come in TCU victories; First TD catch came at SMU
	80	Logan Brock	6-3	230	RFr.	His father, Reb Brock, was a standout linebacker at Indiana (1982-85)
FB	32	Justin Watts	5-10	195	Sr.	Scored TCU's first points against Stanford with a 1-yard touchdown run; Started at TB against UNM
	48	Luke Shivers	6-0	205	RFr.	Converted from linebacker to fullback midway through last season; Has also worked with tight ends
TB	18	Ryan Christian	5-11	188	Jr.	TCU's top rusher with 189 yards; Back-to-back career-high rushing games vs. SFA and Stanford
	23	Aaron Brown OR	6-1	196	Sr.	Frogs' 12th-leading career rusher (2,100 yards); 157 all-purpose yards at SMU in first action of 2008
	24	Joseph Turner	6-1	226	Jr.	On Doak Walker Award Watch List; Team-best six rushing touchdowns on only 43 carries
	36	Chris Smith	5-11	231	Jr.	Ran for a career-high 32 yards on four attempts in the Stephen F. Austin game
QB	14	Andy Dalton	6-3	210	So.	TCU's second-leading rusher with 184 yards; 63.6 completion pct.; Just three picks in last 195 passes
	11	Marcus Jackson	6-1	216	Jr.	Has thrown TCU's only two TD passes this season; 115 yards rushing at SMU, including 79-yard TD
	12	Yogi Gallegos	6-1	192	Fr.	Completed 60.5 percent of his passes for 2,401 yards and 15 touchdowns as a high school senior
WR (Z)	1	Walter Bryant	6-4	206	Sr.	Tied for second on TCU with eight catches; Frogs' top returning receiver after a career-best 27 grabs
	2	Curtis Clay	6-0	180	So.	Made his first career start in the Stephen F. Austin game and had a 10-yard reception
	81	Alonzo Adams	6-0	190	So.	Tyler JC transfer; Second-leading receiver in Houston area with 71 catches as a high school senior
WR (X)	88	Jimmy Young	6-1	200	So.	TCU's top receiver with 20 catches, more than double the next-closest Frog
	83	Jonathan Jones	6-4	197	RFr.	Had a 14-yard grab against SFA for his first career touchdown; Two receptions on the season
	15	Kagen Elenburg	6-0	185	Jr.	His grandfather, Delzon Elenburg, played football at TCU (1955-57)
WR (H)	6	Bart Johnson	6-1	190	So.	Five receptions for 54 yards on the season; Scored three TDs on seven touches in 2007
	15	William Cage	6-4	202	Sr.	Two-year letterman who played in 10 games last season
	17	Tyler Luttrell	6-1	195	So.	Named TCU's Offensive Scout Team MVP in '07; His father, Mike, is TCU's 10th-leading career rusher
WR (Y)	85	Jeremy Kerley	5-10	185	So.	Has two rushing TDs to go with five receptions for 37 yards; Averaging 18.6 yards on punt returns
	13	Antoine Hicks	6-2	193	Fr.	Originally signed with Texas; Has two receptions for 17 yards

TCU DEFENSE

LE	98	Jerry Hughes	6-2	248	Jr.	Former high school tailback; Has three fumble recoveries and two picks, including 24-yard TD at SMU
	96	Wayne Daniels	6-2	240	So.	Redshirted last season after playing as a true freshman in 2006; Had his first career sack at SMU
	95	Clarence Leatch	6-4	238	So.	Nephew of TCU safety Stephen Hodge; 2006 Scout Team Defensive Most Valuable Player
NT	56	Cody Moore	6-1	292	Sr.	Started 17 straight games; Four TFLs, including two sacks, and his first career interception at SMU
	69	Kelly Griffin	6-1	280	So.	Last season saw him become the first true freshman to start in the Gary Patterson head-coaching era
DT	55	James Vess	6-3	290	Sr.	Has returned to action after sitting out last year; Had a sack in four of the final seven games in 2006
	57	Cory Grant	6-2	303	So.	Played in all 13 games last season; Posted a tackle for a loss against Stephen F. Austin
RE	42	Matt Panfil	6-2	245	Sr.	Gained over 60 pounds since being a high school safety; MWC Defensive POTW against Stanford
	52	Ross Forrest OR	6-4	230	Fr.	True freshman walk-on; His dad, Mike Forrest, was New Mexico's MVP at linebacker in 1979
	99	Braylon Broughton	6-6	250	RFr.	2008 Preseason Mountain West Conference Freshman of the Year; Had a TFL versus SFA
SLB	41	Daryl Washington OR	6-3	228	Jr.	Tied for the national lead with three punt blocks last season; Second on TCU with 18 tackles
	51	Robert Henson	6-1	228	Sr.	Three-time All-MWC selection; Appears on the Butkus Award Watch List; Team-high 23 stops
MLB	39	Jason Phillips	6-1	234	Sr.	Preseason All-American and MWC Defensive POTY; Team-high 10 tackles in win over Stanford
	43	Tank Carder	6-2	215	RFr.	Promising young player; Two tackles, including a TFL, with a PBU in SFA game
SS	29	Stephen Hodge	6-0	230	Sr.	Preseason All-American; Eight sacks led nation for defensive backs in '07; Two forced fumbles in '08
	28	Colin Jones	6-0	205	So.	6-yard sack, PBU and two tackles at UNM; Blocked a punt against SMU in 2007 which led to a TD
	25	Sir Demarco Bledsoe	6-2	175	RFr.	Received a medical redshirt in 2007 after a season-ending injury in the opening game
FS	4	Steven Coleman	6-3	204	Sr.	Team-high three interceptions while nine career picks top all active Frogs; Fumble recovery at SMU
	21	Johnny Fobbs	6-0	190	RFr.	TCU's Scout Team Defensive Most Valuable Player in 2007; Three tackles on the season
	35	Chez Thomas	5-10	180	RFr.	Has two cousins (Chad McCarty and Chance McCarty) who played football at TCU
WS	3	Tejay Johnson	6-1	195	So.	Made his first career start and had his first pick vs. SFA; One of four true freshmen to see action in '07
	30	Tekerrein Cuba	6-4	197	RFr.	Started at New Mexico in his collegiate debut; Totaled four tackles, including one for a loss
	19	Corderra Hunter	6-2	202	Jr.	Two-year letterman; Totaled a career-high three tackles against Stanford
CB	20	Nick Sanders	5-10	174	Jr.	Has made 30 consecutive starts; Team-high five pass break-ups, including three versus SFA
	9	Alex Ibiloye	6-0	170	So.	Also contributes on special teams; Lettered in a reserve role last year
CB	10	Rafael Priest	5-10	163	Jr.	Honorable-mention All-MWC in '07; Started all 30 games the last three seasons; Had a pick vs. SFA
	7	Greg McCoy	5-10	172	RFr.	Fastest member of the TCU team with a 4.32 time in the 40

TCU SPECIALISTS

PK	37	Ross Evans	5-11	180	Fr.	Kicked a 50-yard field goal on his first collegiate attempt at New Mexico; 6-of-7 on FGs for the season
LSN/SSN	54	Clint Gresham	6-3	225	Jr.	Transfer from Oklahoma who came to TCU as a walk-on and has since earned a scholarship
H	85	Jeremy Kerley	5-10	185	So.	In his first season as the holder; Also utilized on returns in addition to his role at wide receiver
KO	58	Drew Combs	6-3	225	Sr.	Born with a left arm that ends just below the elbow; Five touchbacks on 30 kickoffs this season
P	47	Anson Kelton	6-4	260	RFr.	All-Region prep defensive end; Averaging 41.9 yards with eight out of 15 punts inside the 20
PR	85	Jeremy Kerley	5-10	185	So.	Averaging 18.6 yards on nine punt returns with a long of 53 at New Mexico
KR	18	Ryan Christian	5-11	188	Jr.	Has a 21.5 average on a team-high four kickoff returns

FROG BIO UPDATES

1 • WALTER BRYANT, 6-4, 206, Sr., WR, San Angelo, Texas

- Tied for second on the team through four games in receptions.
- Totaled four receptions for 18 yards in the season opener at New Mexico.
- Pulled in three catches for 16 yards vs. Stanford.

Receiving

Opp.	No.	Yds	TD	Lg
UNM	4	18	0	8
SFA	0	0	0	0
STAN	3	16	0	6
SMU	1	5	0	5
Totals	8	39	0	8

3 • TEJAY JOHNSON, 6-1, 195, So., S, Garland, Texas

- Has started the last three games for TCU at weak safety.
- Claimed one of the team's eight interceptions this season, vs. SFA.

Defense

Opp.	Tkl (u-a)	TFL (yds)	Sks (yds)	FF	FR (yds)	Int (yds)	PBU
UNM	DNP						
SFA	4 (4-0)	0.0-0	0.0-0	0	0-0	1-6	1
STAN	0 (0-0)	0.0-0	0.0-0	0	0-0	0-0	0
SMU	0 (0-0)	0.0-0	0.0-0	0	0-0	0-0	1
Totals	4 (4-0)	0.0-0	0.0-0	0	0-0	1-6	2

4 • STEVEN COLEMAN, 6-3, 204, Sr., S, Dallas, Texas

- Has started each of TCU's four games at free safety.
- Tied for eighth nationally, and tied for first in the MWC, in INTs per game. Collected one in each of the first three games of the season.
- Ranks second on the team in pass breakups and eighth in tackles.

Defense

Opp.	Tkl (u-a)	TFL (yds)	Sks (yds)	FF	FR (yds)	Int (yds)	PBU
UNM	3 (1-2)	0-0	0-0	0	0-0	1-26	2
SFA	1 (1-0)	0-0	0-0	0	0-0	1-33	1
STAN	4 (1-3)	0-0	0-0	0	0-0	1-0	0
SMU	3 (3-0)	0-0	0-0	0	1-0	0-0	1
Totals	11 (6-5)	0-0	0-0	0	1-0	3-59	4

6 • BART JOHNSON, 6-1, 190, So., WR, Brownwood, Texas

- Has appeared in each game for TCU at wide receiver.
- Tied for sixth among Frogs in receptions.
- Has totaled at least one catch in three of four contests.

Receiving

Opp.	No.	Yds	TD	Lng
UNM	2	22	0	18
SFA	2	16	0	15
STAN	0	0	0	0
SMU	1	16	0	16
Totals	5	54	0	18

10 • RAFAEL PRIEST, 5-10, 163, Jr., CB, Dallas, Texas

- Has started a team-high 30 straight games for TCU at cornerback.
- Pulled in an interception vs. Stephen F. Austin.
- Registered a season-high three tackles vs. Stanford and at SMU.

Defense

Opp.	Tkl (u-a)	TFL (yds)	Sks (yds)	FF	FR (yds)	Int (yds)	PBU
UNM	0 (0-0)	0.0-0	0.0-0	0	0-0	0-0	0
SFA	1 (1-0)	0.0-0	0.0-0	0	0-0	1-2	0
STAN	3 (3-0)	0.0-0	0.0-0	0	0-0	0-0	0
SMU	3 (2-1)	0.0-0	0.0-0	0	0-0	0-0	1
Totals	7 (6-1)	0.0-0	0.0-0	0	0-0	1-2	1

11 • MARCUS JACKSON, 6-1, 216, Jr., QB, Houston, Texas

- Has seen action in three of four games at quarterback.
- Owns TCU's only two TD passes of the season (vs. SFA, at SMU).
- The only Frog to rush for 100 yards in a game this season (at SMU).
- Totaled 121 yards of offense vs. Stephen F. Austin.
- Registered 132 yards of offense in late action at SMU.
- Ripped off a career-long 79-yard TD run, TCU's longest since 2001 against Houston (Corey Connally). Also threw for a 1-yard TD in the win.

Passing

Opp.	C-A-I	Yds	TD	Lng	Rushing			
					No.	Yds	TD	Lng
UNM	0-0-0	0	0	0	0	0	0	0
SFA	6-11-0	74	1	21	8	47	0	22
STAN	DNP							
SMU	3-4-0	17	1	10	7	115	1	79
Totals	9-15-0	91	2	21	15	162	1	79

14 • ANDY DALTON, 6-3, 210, So., QB, Katy, Texas

- Has started each game for TCU this season at quarterback.
- Owns a streak of seven straight games with a rushing TD.
- Leads the team in total offense, while ranking second in rushing yards and rushing TDs.
- Led the team in rushing twice, vs. New Mexico and Stanford.
- Set career highs for rushing attempts vs. New Mexico and Stanford and rushing yards vs. Stanford.
- Threw for a season-high 210 yards during road win at SMU.

Passing

Opp.	C-A-I	Yds	TD	Lng	Rushing			
					No.	Yds	TD	Lng
UNM	16-25-1	120	0	18	17	56	2	13
SFA	11-13-0	131	0	31	3	16	1	14
STAN	20-36-0	145	0	14	17	91	1	19
SMU	16-25-0	210	0	29	4	21	1	9
Totals	63-99-1	606	0	31	41	184	5	19

FROG BIO UPDATES

18 • RYAN CHRISTIAN, 5-11, 188, Jr., TB, Aledo, Texas

- Leads TCU with 189 yards rushing.
- Has rushing TDs in two games this season.
- Rushed for a career-high 82 yards vs. Stanford, and added four receptions for 21 yards.

Rushing					Receiving			
Opp.	No.	Yds	TD	Lng	No.	Yds	TD	Lng
UNM	11	40	0	14	1	9	0	9
SFA	11	67	1	11	0	0	0	0
STAN	19	82	1	15	4	21	0	7
SMU	0	0	0	0	1	16	0	16
Totals	41	189	2	15	6	46	0	16

20 • NICK SANDERS, 5-10, 174, Jr., CB, Kilgore, Texas

- Has started a team-high 30 straight games for TCU at cornerback.
- Leads TCU in PBUs and ranks sixth in tackles.
- Three PBUs vs. Stephen F. Austin marked a team season-high.

Defense

Opp.	Tkl (u-a)	TFL (yds)	Sk (yds)	FF	FR (yds)	Int (yds)	PBU
UNM	3 (3-0)	0.0-0	0.0-0	0	0-0	0-0	1
SFA	5 (5-0)	0.0-0	0.0-0	0	0-0	0-0	3
STAN	4 (2-2)	0.0-0	0.0-0	0	0-0	0-0	1
SMU	1 (1-0)	0.0-0	0.0-0	0	0-0	0-0	0
Totals	13 (11-2)	0.0-0	0.0-0	0	0-0	0-0	5

24 • JOSEPH TURNER, 6-1, 226, Jr., TB, Austin, Texas

- Has started three of four games for TCU at tailback.
- Six rushing TDs on the season tie his career high set in 2007.
- Leads Frogs in rushing TDs; third in rushing yards.
- Tied for fourth in MWC in scoring.
- Three rushing TDs vs. Stephen F. Austin marked a team season-high.
- Added two rushing TDs in road win at SMU.

Rushing					Receiving			
Opp.	No.	Yds	TD	Lng	No.	Yds	TD	Lng
UNM	8	34	1	10	0	0	0	0
SFA	9	44	3	12	0	0	0	0
STAN	7	30	0	11	0	0	0	0
SMU	19	67	2	8	1	6	0	6
Totals	43	175	6	12	1	6	0	6

29 • STEPHEN HODGE, 6-0, 230, Sr., SS, Tatum, Texas

- Has started each game for TCU at strong safety.
- Fifth among Frogs in tackles.
- Forced fumbles in back-to-back games vs. Stanford; at SMU.

Defense

Opp.	Tkl (u-a)	TFL (yds)	Sk (yds)	FF	FR (yds)	Int (yds)	PBU
UNM	3 (0-3)	0.0-0	0.0-0	0	0-0	0-0	0
SFA	2 (2-0)	0.0-0	0.0-0	0	0-0	0-0	0
STAN	6 (4-2)	0.0-0	0.0-0	1	0-0	0-0	0
SMU	3 (2-1)	0.0-0	0.0-0	1	0-0	0-0	0
Totals	14 (8-6)	0.0-0	0.0-0	2	0-0	0-0	0

37 • ROSS EVANS, 5-8, 173, Fr., PK, Burnet, Texas

- Leads TCU in scoring.
- Drilled a 50-yard FG on his first career attempt.
- Has made five straight FG attempts, 19 straight PATs.

Kicking

Opp.	FG	Pct.	1-19	20-29	30-39	40-49	50+	Blk	XP	Pts
UNM	2-3	66.7	0-0	0-1	1-1	0-0	1-1	0	2-3	8
SFA	1-1	100.0	0-0	0-0	0-0	1-1	0-0	0	8-8	11
STAN	1-1	100.0	0-0	1-1	0-0	0-0	0-0	0	4-4	7
SMU	2-2	100.0	1-1	1-1	0-0	0-0	0-0	0	6-6	12
Totals	6-7	85.7	1-1	2-3	1-1	1-1	1-1	0	20-21	38

39 • JASON PHILLIPS, 6-1, 234, Sr., LB, Waller, Texas

- Has started three of four games for TCU at middle linebacker.
- Tied for third among Frogs in tackles and PBUs.
- Totaled a team season-best 10 tackles vs. Stanford.
- Matched a career high with two PBUs in road win at SMU.

Defense

Opp.	Tkl (u-a)	TFL (yds)	Sk (yds)	FF	FR (yds)	Int (yds)	PBU
UNM	4 (1-3)	1.5-5	0.5-3	0	0-0	0-0	0
SFA	DNP						
STAN	10 (8-2)	1.0-1	0.0-0	0	0-0	0-0	0
SMU	2 (2-0)	1.0-1	0.0-0	0	0-0	0-0	2
Totals	16 (11-5)	3.5-7	0.5-3	0	0-0	0-0	2

41 • DARYL WASHINGTON, 6-3, 228, Jr., LB, Irving, Texas

- Has started one game for TCU at linebacker, at New Mexico.
- Second among Frogs in tackles.
- Forced a fumble with seven stops, one sack and 1.5 TFLs vs. UNM.

Defense

Opp.	Tkl (u-a)	TFL (yds)	Sk (yds)	FF	FR (yds)	Int (yds)	PBU
UNM	7 (4-3)	1.5-10	1.0-9	1	0-0	0-0	0
SFA	4 (4-0)	0.0-0	0.0-0	0	0-0	0-0	0
STAN	2 (2-0)	0.0-0	0.0-0	0	0-0	0-0	0
SMU	5 (4-1)	0.0-0	0.0-0	0	0-0	0-0	0
Totals	18 (14-4)	1.5-10	1.0-9	1	0-0	0-0	0

42 • MATT PANFIL, 6-2, 245, Sr., DE, Fort Worth, Texas

- Has started each game for TCU at defensive end.
- MWC Co-Defensive Player of the Week (Sept. 15-Stanford).
- Leads TCU in TFLs and sacks; tied for sixth in tackles.
- Tied for 11th nationally in TFLs; tied for 19th in sacks.
- Fourth in MWC in both TFLs and sacks.
- Collected multiple sacks and TFLs in two of four games.
- Set team season-highs in TFLs and sacks vs. Stanford.

Defense

Opp.	Tkl (u-a)	TFL (yds)	Sk (yds)	FF	FR (yds)	Int (yds)	PBU
UNM	4 (1-3)	2.0-5	1.5-4	0	0-0	0-0	0
SFA	2 (2-0)	1.0-2	0.0-0	0	0-0	0-0	0
STAN	5 (4-1)	4.0-37	2.0-26	1	1-0	0-0	1
SMU	2 (1-1)	0.0-0	0.0-0	0	0-0	0-0	0
Totals	13 (8-5)	7.0-44	3.5-30	1	1-0	0-0	1

FROG BIO UPDATES

47 • ANSON KELTON, 6-4, 260, RFr., P, Fort Worth, Texas

- Ranks 36th nationally, and second in the MWC, in punting average.
- Has pinned the opponent inside its 20-yard line on more than half of his attempts.
- Recorded his first two career kicks of at least 50 yards vs. Stanford.
- Landed two of three attempts inside the 20 in road win at SMU.

Kicking

Opp.	No.	Yds	Avg.	Lng.	TB	FC	I20	50+	Blk
UNM	4	167	41.8	46	1	1	2	0	0
SFA	1	38	38.0	38	0	0	0	0	0
STAN	7	299	42.7	58	1	1	4	2	1
SMU	3	125	41.7	43	0	0	2	0	0
Totals	15	629	41.9	58	2	2	8	2	1

51 • ROBERT HENSON, 6-1, 228, Sr., LB, Longview, Texas

- Has started each game for TCU at linebacker.
- Leads TCU in tackles; ranks fourth in TFL.
- Collected at least five tackles in three of four games.
- Has led TCU in tackles in two of four games.

Defense

Opp.	Tkl (u-a)	TFL (yds)	Sk (yds)	FF	FR (yds)	Int (yds)	PBU
UNM	9 (4-5)	1.5-2	0.0-0	0	0-0	0-0	0
SFA	5 (4-1)	1.5-4	0.0-0	0	0-0	0-0	0
STAN	7 (3-4)	0.5-1	0.0-0	0	0-0	0-0	0
SMU	2 (2-0)	1.0-4	0.0-0	0	0-0	0-0	0
Totals	23 (13-10)	4.5-11	0.0-0	0	0-0	0-0	0

55 • JAMES VESS, 6-3, 282, Sr., DT, Fort Worth, Texas

- Has started each game for TCU at defensive tackle.
- Tied for 14th among Frogs in tackles.

Defense

Opp.	Tkl (u-a)	TFL (yds)	Sk (yds)	FF	FR (yds)	Int (yds)	PBU
UNM	1 (0-1)	0.5-2	0.0-0	0	0-0	0-0	0
SFA	0 (0-0)	0.0-0	0.0-0	0	0-0	0-0	0
STAN	2 (0-2)	0.5-1	0.0-0	0	0-0	0-0	0
SMU	1 (0-1)	0.0-0	0.0-0	0	0-0	0-0	0
Totals	4 (0-4)	1.0-3	0.0-0	0	0-0	0-0	0

56 • CODY MOORE, 6-1, 292, Sr., NT, Comfort, Texas

- Has made 17 straight starts for TCU.
- Tied for second among Frogs in sacks and TFLs.
- Set career highs with 5 stops, 2.0 sacks and 4.0 TFLs at SMU.
- Also notched his first career interception against the Mustangs.

Defense

Opp.	Tkl (u-a)	TFL (yds)	Sk (yds)	FF	FR (yds)	Int (yds)	PBU
UNM	0 (0-0)	0.0-0	0.0-0	0	0-0	0-0	0
SFA	1 (1-0)	1.0-6	1.0-6	0	0-0	0-0	0
STAN	2 (1-1)	0.5-0	0.0-0	0	0-0	0-0	0
SMU	5 (5-0)	4.0-14	2.0-10	0	0-0	1-6	0
Totals	8 (7-1)	5.5-20	3.0-16	0	0-0	1-6	0

60 • PRESTON PHILLIPS, 6-6, 293, Sr., OG, Amarillo, Texas

- Started each game for TCU at left guard this season.

61 • MARCUS CANNON, 6-5, 319, So., OT, Odessa, Texas

- Started each game for TCU at right tackle this season.

65 • GILES MONTGOMERY, 6-5, 295, Sr., OG, Sweetwater, Texas

- Has made 17 straight starts for TCU at right guard.

69 • KELLY GRIFFIN, 6-1, 280, So., NT, Irving, Texas

- Tied for 17th among Frogs in tackles.

Defense

Opp.	Tkl (u-a)	TFL (yds)	Sk (yds)	FF	FR (yds)	Int (yds)	PBU
UNM	1 (0-1)	0.0-0	0.0-0	0	0-0	0-0	0
SFA	2 (2-0)	1.0-2	0.0-0	0	0-0	0-0	0
STAN	DNP						
SMU	0 (0-0)	0.0-0	0.0-0	0	0-0	0-0	0
Totals	3 (2-1)	1.0-2	0.0-0	0	0-0	0-0	0

70 • MARSHALL NEWHOUSE, 6-3, 317, Jr, OT, Dallas, Texas

- Has made 17 straight starts for TCU at left tackle.

75 • BLAKE SCHLUETER, 6-3, 284, Sr, C, Ganado, Texas

- Has started 20 straight games in which he has played.
- Has made 11 straight starts overall at center.

83 • JONATHAN JONES, 6-4, 197, RFr., WR, Fort Worth, Texas

- Tied for 10th among Frogs in receptions.
- Made TCU's first TD catch of the season, against Stephen F. Austin.

Receiving

Opp.	No.	Yds	TD	Lng
UNM	1	4	0	4
SFA	1	14	1	14
STAN	0	0	0	0
SMU	0	0	0	0
Totals	2	18	1	14

84 • EVAN FROSCH, 6-4, 235, So., TE, Midland, Texas

- Has made three starts for TCU at tight end.
- Tied for second among Frogs this season in receptions.
- Set career highs for receptions and receiving yards against Stanford.
- Pulled in first career TD reception in road win at SMU.

Receiving

Opp.	No.	Yds	TD	Lng
UNM	1	7	0	7
SFA	1	7	0	7
STAN	3	23	0	12
SMU	3	17	1	10
Totals	8	54	1	12

FROG BIO UPDATES

85 • JEREMY KERLEY, 5-10, 185, So., WR, Hutto, Texas

- Tied for third among Frogs in rushing TDs; tied for sixth in receptions.
- Leads the MWC, and ranks 16th nationally, in punt return average.

Receiving					Rushing			
Opp.	No.	Yds	TD	Lng	No.	Yds	TD	Lng
UNM	1	7	0	7	0	0	0	0
SFA	1	9	0	9	2	9	1	6
STAN	2	14	0	9	4	18	1	6
SMU	1	7	0	7	1	3	0	3
Totals	5	37	0	9	7	30	2	6

Passing					Punt Returns			
Opp.	C-A-I	Yds	TD	Lng	No.	Yds	TD	Lng
UNM	0-1-0	0	0	0	2	57	0	53
SFA	0-0-0	0	0	0	4	74	0	28
STAN	0-0-0	0	0	0	2	28	0	17
SMU	0-0-0	0	0	0	1	8	0	8
Totals	0-1-0	0	0	0	9	167	0	53

86 • SHAE REAGAN, 6-4, 261, Sr., TE, Idalou, Texas

- Has started every game for TCU at tight end.
- Fourth among Frogs in receptions; second in receiving yards.
- Tied a career high with three receptions vs. SFA and Stanford.

Receiving				
Opp.	No.	Yds	TD	Lng
UNM	0	0	0	0
SFA	3	40	0	14
STAN	3	35	0	14
SMU	1	26	0	26
Totals	7	101	0	26

88 • JIMMY YOUNG, 6-1, 200, So., WR, Monroe, La.

- Has started each game for TCU at wide receiver.
- Leads TCU in receptions and receiving yards.
- Pulled in at least four receptions in each game.
- Receptions and yardage totals vs. SFA mark a team season high.
- Tied for seventh among MWC players in receptions per game.

Receiving				
Opp.	No.	Yds	TD	Lng
UNM	4	44	0	18
SFA	7	104	0	31
STAN	5	36	0	11
SMU	4	53	0	22
Totals	20	237	0	31

96 • WAYNE DANIELS, 6-2, 240, So., DE, Kilgore, Texas

- Tied for 13th among Frogs in tackles.
- Notched first career sack, TFL in road win at SMU.

Defense							
Opp.	Tkl (u-a)	TFL (yds)	Sks (yds)	FF	FR (yds)	Int (yds)	PBU
UNM	2 (1-1)	0.0-0	0.0-0	0	0-0	0-0	0
SFA	1 (1-0)	0.0-0	0.0-0	0	0-0	0-0	0
STAN	DNP						
SMU	2 (1-1)	1.0-5	1.0-5	0	0-0	0-0	0
Totals	5 (3-2)	1.0-5	1.0-5	0	0-0	0-0	0

98 • JERRY HUGHES, 6-2, 248, Jr., DE, Sugar Land, Texas

- Has started every game for TCU at defensive end.
- MWC Defensive Player of the Week (Sept. 1)
- Leads the MWC and tied for second nationally in fumbles recovered.
- Tied for second in MWC in forced fumbles; also tied for 5th in TFL and sacks.
- Has recorded three of TCU's five fumble recoveries this season.
- Totaled at least 1.5 TFL and one sack in three of four games.
- Leads Frogs in forced fumbles and second in TFL, sacks and interceptions.
- Set a career high with 2.5 TFL vs. Stanford.
- Pulled in second career interception vs. New Mexico.
- Scored first career TD on 24-yard interception return at SMU.

Defense							
Opp.	Tkl (u-a)	TFL (yds)	Sks (yds)	FF	FR (yds)	Int (yds)	PBU
UNM	6 (3-3)	1.5-9	1.0-7	1	1-0	1-8	0
SFA	4 (3-1)	1.5-4	1.0-4	0	1-0	0-0	0
STAN	5 (3-2)	2.5-8	1.0-5	1	1-0	0-0	0
SMU	1 (1-0)	0.0-0	0.0-0	0	0-0	1-24	0
Totals	16 (10-6)	5.5-21	3.0-16	2	3-0	2-32	0

	TCU	26
	NEW MEXICO	3

Aug. 30, 2008 • Attendance: 31,583
University Stadium • Albuquerque, N.M.

ALBUQUERQUE, N.M. (AP) - Andy Dalton ran for two touchdowns as TCU went on to a 26-3 win Aug. 30 in the season-opener for both teams.

The Horned Frogs scored on their first three possessions and needed a span of just over four minutes to build a 16-0 lead on the Lobos in the Mountain West Conference game.

Dalton scored on runs of 11 and 4 yards, the second TD set up by Jeremy Kerley's 53-yard punt return midway through the fourth quarter.

The Lobos only points came from a 28-yard field goal kick by Aho with 10:48 left in the third quarter.

A short punt by first year Lobo kicker Adam Miller gave the Horned Frogs the ball on the New Mexico 30 and set up a four-play drive that ended with Dalton's 11-yard scoring run.

The Lobos got off one play on their ensuing possession as Donovan Porterie's pass hit TCU safety Steven Coleman in the chest at the New Mexico 35 and Coleman returned it to the 9. Halfback Joseph Turner scored on second down from the 2.

TCU also got field goals of 50 and 39 yards from Ross Evans.

Evans missed a chance to extend TCU's 16-0 lead when he missed a 20-yard field goal attempt with 39 seconds left in the first half. That drive was set up by Porterie's fumble near midfield that was recovered by defensive end Jerry Hughes.

SCORE BY QUARTERS	1	2	3	4	SCORE
TCU	16	0	0	10	26
NEW MEXICO	0	0	3	0	3

SCORING SUMMARY

First Quarter

TCU - Evans, Ross 50-yard field goal, 10:21
TCU - Dalton, Andy 11-yard run (Evans kick), 6:52
TCU - Turner, Joseph 2-yard run (Evans kick failed), 6:01

Third Quarter

UNM - Aho, James 28-yard field goal, 10:48

Fourth Quarter

TCU - Evans, Ross 39-yard field goal, 9:08
TCU - Dalton, Andy 4-yard run (Evans kick), 7:57

TEAM STATS

	TCU	UNM
First Downs	20	9
Rushes-Yards (Net)	48-171	32-56
Passing Yards (Net)	120	130
Passes Att-Comp-Int.	16-26-1	7-24-2
Total Offense Plays-Yards	74-291	56-186
Fumble Returns-Yards-Touchdowns	0-0-0	0-0-0
Punt Returns-Yards-Touchdowns	3-57-0	2-1-0
Kickoff Returns-Yards-Touchdowns	0-0-0	4-85-0
Interception Returns-Yards-Touchdowns	2-34-0	1-0-0
Punts (Number-Avg)	6-38.8	9-35.3
Fumbles-Lost	1-0	4-1
Penalties-Yards	8-74	3-35
Possession Time	34:52	25:08
Third-Down Conversions	6-of-17	4-of-15
Fourth-Down Conversions	1-of-2	0-of-0
Red-Zone Scores-Chances	3-4	1-1
Sacks By: Number-Yards	5-29	2-15

INDIVIDUAL STATS

RUSHING

TCU - Dalton 17-56; Christian 11-40; Turner 8-34; Watts 7-28; Smith 5-13.

UNM - Ferguson 17-59; Baker 5-19; Gruner 3-minus 5; James 2-minus 8; Porterie 5-minus 9.

PASSING


TCU - Dalton 16-25-0-120; Kerley 0-1-0-0.

UNM - Gruner 3-14-1-93; Porterie 4-10-1-37; James 0-0-0-0.

RECEIVING

TCU - Young 4-44; Bryant 4-18; Johnson 2-22; Watts 2-9; Christian 1-9; Kerley 1-7; Frosch 1-7; Jones 1-4.

UNM - Hernandez 3-99; McQueen 3-29; Baker 1-2.



	STEPHEN F. AUSTIN	7
	TCU	67

Sept. 6, 2008 • Attendance: 27,074
Amon G. Carter Stadium • Fort Worth, Texas

FORT WORTH (AP) - Joseph Turner ran for three touchdowns as TCU scored on its first five possessions on the way to a 67-7 victory over Stephen F. Austin on Saturday night in its highest-scoring game in 76 years.

Turner had a 12-yard TD run and two 4-yard scores for the Frogs (2-0), whose 67 points were one short of the school record set against Austin College in 1932. TCU led 42-7 at halftime in its home opener.

Stephen F. Austin (1-1) was held to only 143 total yards, including three yards on 17 rushing attempts.

In its home opener seven years ago against Northwestern State, another team from the lower-tier Football Championship Subdivision, TCU was upset 27-24 in overtime. The Frogs weren't going to let that happen again.

Andy Dalton was 11 of 13 passing for 131 yards and ran for an 11-yard TD. He completed all eight of his passes on TCU's first four scoring drives.

TCU rolled up 525 total yards, 320 on the ground, led by Ryan Christian's 67 yards on 11 carries.

SCORE BY QUARTERS	1	2	3	4	SCORE
STEPHEN F. AUSTIN	0	7	0	0	7
TCU	14	28	18	7	67

SCORING SUMMARY

First Quarter

TCU - Turner, Joseph 12-yard run (Evans kick), 10:52
TCU - Turner, Joseph 4-yard run (Evans kick), 5:41

Second Quarter

TCU - Kerley, Jeremy 6-yard run (Evans kick), 14:54
TCU - Turner, Joseph 4-yard run (Evans kick), 13:44
SFA - Rhea, Aaron 1-yard pass from Moses, Jeremy (Long kick), 9:43
TCU - Christian, Ryan 7-yard run (Evans kick), 4:17
TCU - Coleman, Stephen 33-yard interception return (Evans kick), 1:01

Third Quarter

TCU - Dalton, Andy 11-yard run (Evans kick), 12:56
TCU - Evans, Ross 45-yard field goal, 9:27
TCU - Jones, Jonathon 14-yard pass from Jackson, Marcus (Kerley rush), 1:50

Fourth Quarter

TCU - Cavness, Jai 13-yard run (Evans kick), 7:40

TEAM STATS

	SFA	TCU
First Downs	10	29
Rushes-Yards (Net)	17-3	58-320
Passing Yards (Net)	140	205
Passes Att-Comp-Int.	21-40-3	17-24-0
Total Offense Plays-Yards	57-143	82-525
Fumble Returns-Yards-Touchdowns	0-0-0	0-0-0
Punt Returns-Yards-Touchdowns	1-3-0	5-74-0
Kickoff Returns-Yards-Touchdowns	9-116-0	2-56-0
Interception Returns-Yards-Touchdowns	0-0-0	3-41-1
Punts (Number-Avg)	7-38.9	2-29.0
Fumbles-Lost	2-1	0-0
Penalties-Yards	3-25	11-140
Possession Time	21:51	38:09
Third-Down Conversions	2-of-13	12-of-15
Fourth-Down Conversions	2-of-2	0-of-0
Red-Zone Scores-Chances	1-1	8-8
Sacks By: Number-Yards	1-9	3-10

INDIVIDUAL STATS

RUSHING

TCU - Christian 11-67; Cavness 11-59; Jackson 8-47; Turner 9-44; Watts 7-33; Smith 4-32; Dalton 3-16; Kerley 2-9; Hightower 1-8; Fort 2-5.

SFA - Reid 4-9; Pervis 4-7; Ross 1-3; Tarrant 3-3; Parks 1-minus 1; Moses 4-minus 18.

PASSING


TCU - Dalton 11-13-0-131; Jackson 6-11-0-74

SFA - Moses 20-38-3-142; D. Williams 1-2-0-minus 2

RECEIVING

TCU - Young 7-104; Reagan 3-40; Johnson 2-16; Jones 1-14; Clay 1-10; Kerley 1-9; Frosch 1-7; Hicks 1-5.

SFA - Edison 5-37; Brooks 4-20; Parks 3-39; Ross 3-27; T. Williams 3-20; Rhea 1-1; Pervis 1-minus 2; Tarrant 1-minus 2





STANFORD 14
TCU 31

Sept. 13, 2008 • Attendance: 25,531
Amon G. Carter Stadium • Fort Worth, Texas

FORT WORTH (AP) - Ryan Christian scored the go-ahead touchdown and Steven Coleman made a key interception to help TCU beat Stanford 31-14 Saturday in a game moved up six hours because of Hurricane Ike.

Christian, who rushed for 82 yards on 19 carries, gave TCU the lead for good on a 1-yard scoring run with six minutes left in the third.

Stanford appeared to tie the game early in the fourth on Doug Baldwin's 49-yard punt return for a touchdown. Officials reviewed the play and determined Baldwin stepped out of bounds at the TCU 13.

Three plays later, Coleman intercepted Tavita Pritchard's pass in the end zone to thwart Stanford's comeback attempt.

Kickoff was moved up to noon because of the hurricane that hit the Texas coast early Saturday. Despite the earlier start time, it began raining harder in the second half and winds from the outer edge of the storm gusted to more than 30 mph in the fourth quarter.

Richard Sherman returned a blocked punt 21 yards for a touchdown as Stanford rallied from a two-touchdown deficit to tie the game at 14 before halftime.

The Horned Frogs took the lead on their second possession in the second half. Their nine-play, 51-yard drive was capped by Christian's short run.

TCU quarterback Andy Dalton, who capped the scoring with a 10-yard run, passed for 145 yards and rushed for 91 more.

SCORE BY QUARTERS	1	2	3	4	SCORE
STANFORD	0	14	0	0	14
TCU	7	7	7	10	31

SCORING SUMMARY

First Quarter

TCU - Watts, Justin 1-yard run (Evans kick), 2:15

Second Quarter

TCU - Kerley, Jeremy 3-yard run (Evans kick), 10:17

STAN - Baldwin, Doug 38-yard run (Zagory kick), 8:36

STAN - Sherman, Richard 21-yard blocked punt return (Zagory kick), 6:18

Third Quarter

TCU - Christian, Ryan 1-yard run (Evans kick), 6:00

Fourth Quarter

TCU - Evans, Ross 23-yard field goal, 2:24

TCU - Dalton, Andy 10-yard run (Evans kick), 1:05

TEAM STATS

	STAN	TCU
First Downs	10	24
Rushes-Yards (Net)	29-71	53-233
Passing Yards (Net)	122	145
Passes Att-Comp-Int.	11-21-1	20-36-0
Total Offense Plays-Yards	50-193	89-378
Fumble Returns-Yards-Touchdowns	3-2-0	2-0-0
Punt Returns-Yards-Touchdowns	3-88-1	2-28-0
Kickoff Returns-Yards-Touchdowns	4-85-0	3-45-0
Interception Returns-Yards-Touchdowns	0-0-0	1-0-0
Punts (Number-Avg)	8-40.6	9-37.1
Fumbles-Lost	3-2	2-0
Penalties-Yards	5-27	7-46
Possession Time	20:31	39:29
Third-Down Conversions	2-of-12	9-of-21
Fourth-Down Conversions	0-of-1	2-of-2
Red-Zone Scores-Chances	0-1	5-5
Sacks By: Number-Yards	0-0	3-31

INDIVIDUAL STATS

RUSHING

TCU - Dalton 17-91; Christian 19-82; Turner 7-30; Kerley 4-18; Watts 6-12.

STAN - Gerhart 15-45; Baldwin 1-38; Kimble 3-7; Loukas 1-2; Pritchard 9-minus-21.

PASSING

TCU - Dalton 20-36-0-145.

STAN - Pritchard 11-21-1-122.

RECEIVING

TCU - Young 5-36; Christian 4-21; Reagan 3-35; Frosch 3-23; Bryant 3-16; Kerley 2-14.

STAN - Gerhart 3-42; Gunder 3-23; Baldwin 1-17; Whalen 1-12; Marecic 1-12; Kimble 1-9; Sherman 1-7.



TCU 48
SMU 7

Sept. 20, 2008 • Attendance: 30,923
Gerald J. Ford Stadium • Dallas, Texas

DALLAS (AP) - Joseph Turner ran for 67 yards and a pair of 4-yard touchdowns as TCU defeated SMU for the second consecutive season, 48-7.

The Horned Frogs outgained SMU 498-210 in total yards, including a 271-minus-8 advantage in rushing yardage.

TCU converted two turnovers into touchdowns less than six minutes into the game. Safety Steven Coleman recovered a fumble at the SMU 39-yard line on the second play of the game. Five plays later, Turner scored on a 4-yard run.

TCU extended its lead to 14-0 after defensive end Jerry Hughes intercepted a screen pass and returned it 24 yards for a touchdown with 9:15 left in the quarter.

Turner scored on another 4-yard run on the Horned Frogs' first possession of the second half. Later in the third quarter, following an interception by nose tackle Cody Moore, quarterback Andy Dalton scored on a 5-yard run to give TCU a 34-0 lead.

Dalton was 16-of-25 for 210 yards before sitting out the final quarter. Backup quarterback Marcus Jackson led all rushers with 115 yards on seven attempts, including a 79-yard touchdown run late in the fourth.

SMU quarterback Bo Levi Mitchell completed 20-of-36 passes for 218 yards with two interceptions and one touchdown. Mustangs receiver Emmanuel Sanders led all receivers with six receptions and 62 yards.

SCORE BY QUARTERS	1	2	3	4	SCORE
TCU	14	6	14	14	48
SMU	0	0	7	0	7

SCORING SUMMARY

First Quarter

TCU - Turner, Joseph 4-yard run (Evans kick), 12:21

TCU - Hughes, Jerry 24-yard interception return (Evans kick), 9:15

Second Quarter

TCU - Evans, Ross 19-yard field goal, 6:04

TCU - Evans, Ross 23-yard field goal, 0:19

Third Quarter

TCU - Turner, Joseph 4-yard run (Evans kick), 10:37

TCU - Dalton, Andy 5-yard run (Evans kick), 7:06

SMU - Loftin, Cole 4-yard pass from Mitchell, Bo Levi (Morstead kick), 5:25

Fourth Quarter

TCU - Frosch, Evan 1-yard pass from Jackson, Marcus (Evans kick), 9:33

TCU - Jackson, Marcus 79-yard run (Evans kick), 4:00

TEAM STATS

	TCU	SMU
First Downs	23	10
Rushes-Yards (Net)	47-271	12-(-8)
Passing Yards (Net)	227	218
Passes Att-Comp-Int.	19-29-0	20-39-2
Total Offense Plays-Yards	76-498	51-210
Fumble Returns-Yards-Touchdowns	0-0-0	0-0-0
Punt Returns-Yards-Touchdowns	1-8-0	3-2-0
Kickoff Returns-Yards-Touchdowns	2-46-0	6-142-0
Interception Returns-Yards-Touchdowns	2-30-1	0-0-0
Punts (Number-Avg)	3-41.7	5-38.8
Fumbles-Lost	0-0	1-1
Penalties-Yards	9-44	5-47
Possession Time	36:22	23:38
Third-Down Conversions	13-of-18	4-of-11
Fourth-Down Conversions	0-of-0	0-of-1
Red-Zone Scores-Chances	6-6	1-2
Sacks By: Number-Yards	3-15	0-0

INDIVIDUAL STATS

RUSHING

TCU - Jackson 7-115; Turner 19-67; Brown 11-51; Dalton 4-21; C. Smith 2-10; Cavness 3-4; Kerley 1-3.

SMU - Butler 2-5; Martin 3-0; Mitchell 7-minus-13.

PASSING

TCU - Dalton 16-25-0-210; Jackson 3-4-0-17.

STAN - Mitchell 20-36-2-218; Turner 0-3-0-0.

RECEIVING

TCU - Brown 4-60; Young 4-53; Frosch 3-17; Reagan 1-26; Johnson 1-16; Christian 1-16; Hicks 1-12; Watts 1-9; Kerley 1-7; Turner 1-6; Bryant 1-5.

SMU - Sanders 6-62; Loftin 5-52; Robinson 4-70; Wilkerson 3-19; Martin 2-15.



2008 TCU Football Statistics
TCU Game Results (as of Sep 22, 2008)
All games

Date	Opponent		Score	Overall	Conference	Time	Attend
* Aug 30, 2008	at New Mexico	W	26-3	1-0	1-0	2:44	31583
Sept 6, 2008	STEPHEN F. AUSTIN	W	67-7	2-0	1-0	3:10	27074
Sep 13, 2008	STANFORD	W	31-14	3-0	1-0	3:20	25531
Sep 20, 2008	at SMU	W	48-7	4-0	1-0	3:03	30923

2008 TCU Football Statistics
TCU Overall Team Statistics (as of Sep 20, 2008)
All games

Team Statistics	TCU	OPP
SCORING	172	31
Points Per Game	43.0	7.8
FIRST DOWNS	96	39
Rushing	52	10
Passing	39	22
Penalty	5	7
RUSHING YARDAGE	995	122
Yards gained rushing	1059	277
Yards lost rushing	64	155
Rushing Attempts	206	90
Average Per Rush	4.8	1.4
Average Per Game	248.8	30.5
TDs Rushing	18	1
PASSING YARDAGE	697	610
Att-Comp-Int	115-72-1	124-59-8
Average Per Pass	6.1	4.9
Average Per Catch	9.7	10.3
Average Per Game	174.2	152.5
TDs Passing	2	2
TOTAL OFFENSE	1692	732
Total Plays	321	214
Average Per Play	5.3	3.4
Average Per Game	423.0	183.0
KICK RETURNS: #-Yards	7-147	23-428
PUNT RETURNS: #-Yards	9-167	9-94
INT RETURNS: #-Yards	8-105	1-0
KICK RETURN AVERAGE	21.0	18.6
PUNT RETURN AVERAGE	18.6	10.4
INT RETURN AVERAGE	13.1	0.0
FUMBLES-LOST	3-0	10-5
PENALTIES-Yards	35-304	16-134
Average Per Game	76.0	33.5
PUNTS-Yards	20-750	29-1109
Average Per Punt	37.5	38.2
Net punt average	29.8	31.8
TIME OF POSSESSION/Game	37:13	22:47
3RD-DOWN Conversions	40/71	12/51
3rd-Down Pct	56%	24%
4TH-DOWN Conversions	3/4	2/4
4th-Down Pct	75%	50%
SACKS BY-Yards	14-85	3-24
MISC YARDS	0	0
TOUCHDOWNS SCORED	22	4
FIELD GOALS-ATTEMPTS	6-7	1-1
ON-SIDE KICKS	0-0	0-0
RED-ZONE SCORES	22-23 96%	3-5 60%
RED-ZONE TOUCHDOWNS	19-23 83%	2-5 40%
PAT-ATTEMPTS	20-21 95%	4-4 100%
ATTENDANCE	52605	62506
Games/Avg Per Game	2/26302	2/31253
Neutral Site Games		0/0

Score by Quarters	1st	2nd	3rd	4th	OT	Total
TCU	51	41	39	41	0	172
Opponents	0	21	10	0	0	31

2008 TCU Football Statistics
TCU Overall Individual Statistics (as of Sep 20, 2008)
All games

Rushing	gp	att	gain	loss	net	avg	td	lg	avg/g
CHRISTIAN, Ryan	4	41	199	10	189	4.6	2	15	47.2
DALTON, Andy	4	41	222	38	184	4.5	5	19	46.0
TURNER, Joseph	4	43	179	4	175	4.1	6	12	43.8
JACKSON, Marcus	3	15	166	4	162	10.8	1	79	54.0
WATTS, Justin	4	20	73	0	73	3.7	1	7	18.2
CAVNESS, Jai	4	14	66	3	63	4.5	1	13	15.8
SMITH, Chris	3	11	55	0	55	5.0	0	15	18.3
BROWN, Aaron	1	11	56	5	51	4.6	0	17	51.0
KERLEY, Jeremy	4	7	30	0	30	4.3	2	6	7.5
HIGHTOWER, Ryan	1	1	8	0	8	8.0	0	8	8.0
FORT, Jercell	1	2	5	0	5	2.5	0	3	5.0
Total	4	206	1059	64	995	4.8	18	79	248.8
Opponents	4	90	277	155	122	1.4	1	38	30.5

Passing	gp	effic	comp-att-int	pct	yds	td	lg	avg/g
DALTON, Andy	4	113.03	63-99-1	63.6	606	0	31	151.5
JACKSON, Marcus	3	154.96	9-15-0	60.0	91	2	21	30.3
KERLEY, Jeremy	4	0.00	0-1-0	0.0	0	0	0	0.0
Total	4	117.52	72-115-1	62.6	697	2	31	174.2
Opponents	4	81.32	59-124-8	47.6	610	2	81	152.5

Receiving	gp	no.	yds	avg	td	lg	avg/g
YOUNG, Jimmy	4	20	237	11.9	0	31	59.2
FROSCHE, Evan	4	8	54	6.8	1	12	13.5
BRYANT, Walter	4	8	39	4.9	0	8	9.8
REAGAN, Shae	4	7	101	14.4	0	26	25.2
CHRISTIAN, Ryan	4	6	46	7.7	0	16	11.5
JOHNSON, Bart	4	5	54	10.8	0	18	13.5
KERLEY, Jeremy	4	5	37	7.4	0	9	9.2
BROWN, Aaron	1	4	60	15.0	0	29	60.0
WATTS, Justin	4	3	18	6.0	0	9	4.5
JONES, Jonathan	4	2	18	9.0	1	14	4.5
HICKS, Antoine	3	2	17	8.5	0	12	5.7
CLAY, Curtis	4	1	10	10.0	0	10	2.5
TURNER, Joseph	4	1	6	6.0	0	6	1.5
Total	4	72	697	9.7	2	31	174.2
Opponents	4	59	610	10.3	2	81	152.5

Punt Returns	no.	yds	avg	td	lg
KERLEY, Jeremy	9	167	18.6	0	53
Total	9	167	18.6	0	53
Opponents	9	94	10.4	1	35

Interceptions	no.	yds	avg	td	lg
COLEMAN, Steven	3	59	19.7	1	33
HUGHES, Jerry	2	32	16.0	1	24
JOHNSON, Tejay	1	6	6.0	0	6
PRIEST, Rafael	1	2	2.0	0	2
MOORE, Cody	1	6	6.0	0	6
Total	8	105	13.1	2	33
Opponents	1	0	0.0	0	0

Kick Returns	no.	yds	avg	td	lg
CHRISTIAN, Ryan	4	86	21.5	0	41
BROWN, Aaron	2	46	23.0	0	25
BROCK, Logan	1	15	15.0	0	15
Total	7	147	21.0	0	41
Opponents	23	428	18.6	0	41

Fumble Returns	no.	yds	avg	td	lg
Total	0	0	0.0	0	0
Opponents	0	0	0.0	0	0

2008 TCU Football Statistics
TCU Overall Individual Statistics (as of Sep 20, 2008)
All games

Scoring	td	fg	PAT				dpx	saf	pts
			kick	rush	rcv	pass			
EVANS, Ross	-	6-7	20-21	-	-	-	-	-	38
TURNER, Joseph	6	-	-	-	-	-	-	-	36
DALTON, Andy	5	-	-	-	-	-	-	-	30
KERLEY, Jeremy	2	-	-	1-1	-	-	-	-	14
CHRISTIAN, Ryan	2	-	-	-	-	-	-	-	12
JONES, Jonathan	1	-	-	-	-	-	-	-	6
CAVNESS, Jai	1	-	-	-	-	-	-	-	6
WATTS, Justin	1	-	-	-	-	-	-	-	6
JACKSON, Marcus	1	-	-	-	-	-	-	-	6
FROSCHE, Evan	1	-	-	-	-	-	-	-	6
HUGHES, Jerry	1	-	-	-	-	-	-	-	6
COLEMAN, Steven	1	-	-	-	-	-	-	-	6
Total	22	6-7	20-21	1-1	-	-	-	-	172
Opponents	4	1-1	4-4	-	-	-	-	-	31

Total Offense	g	plays	rush	pass	total	avg/g
DALTON, Andy	4	140	184	606	790	197.5
JACKSON, Marcus	3	30	162	91	253	84.3
CHRISTIAN, Ryan	4	41	189	0	189	47.2
TURNER, Joseph	4	43	175	0	175	43.8
WATTS, Justin	4	20	73	0	73	18.2
CAVNESS, Jai	4	14	63	0	63	15.8
SMITH, Chris	3	11	55	0	55	18.3
BROWN, Aaron	1	11	51	0	51	51.0
KERLEY, Jeremy	4	8	30	0	30	7.5
HIGHTOWER, Ryan	1	1	8	0	8	8.0
FORT, Jercell	1	2	5	0	5	5.0
Total	4	321	995	697	1692	423.0
Opponents	4	214	122	610	732	183.0

Field Goals	fg	pct.	01-19	20-29	30-39	40-49	50-99	lg	blk
EVANS, Ross	6-7	85.7	1-1	2-3	1-1	1-1	1-1	50	0

FG Sequence	TCU	Opponents
New Mexico	(50),20,(39)	(28)
Stephen F. Austin	(45)	-
Stanford	(23)	-
SMU	(19),(23)	-

Numbers in (parentheses) indicate field goal was made.

Punting	no.	yds	avg	lg	tb	fc	i20	50+	blk
KELTON, Anson	15	629	41.9	58	2	2	8	2	1
DALTON, Andy	3	101	33.7	40	1	0	1	0	0
Team	1	0	0.0	0	0	0	0	0	0
JACKSON, Marcus	1	20	20.0	20	0	0	0	0	0
Total	20	750	37.5	58	3	2	9	2	1
Opponents	29	1109	38.2	57	1	11	7	2	0

Kickoffs	no.	yds	avg	tb	ob	retn	net	ydln
COMBS, Drew	30	1878	62.6	5	2			
SHARPLES, Kevin	2	109	54.5	0	2			
Total	32	1987	62.1	5	4	18.6	45.6	24
Opponents	9	559	62.1	2	0	21.0	41.3	28

2008 TCU Football Statistics
TCU Overall Individual Statistics (as of Sep 20, 2008)
All games

<u>All Purpose</u>	<u>g</u>	<u>rush</u>	<u>rcv</u>	<u>pr</u>	<u>kr</u>	<u>ir</u>	<u>total</u>	<u>avg/g</u>
CHRISTIAN, Ry	4	189	46	0	86	0	321	80.2
YOUNG, Jimmy	4	0	237	0	0	0	237	59.2
KERLEY, Jerem	4	30	37	167	0	0	234	58.5
DALTON, Andy	4	184	0	0	0	0	184	46.0
TURNER, Josep	4	175	6	0	0	0	181	45.2
JACKSON, Marc	3	162	0	0	0	0	162	54.0
BROWN, Aaron	1	51	60	0	46	0	157	157.0
REAGAN, Shae	4	0	101	0	0	0	101	25.2
WATTS, Justin	4	73	18	0	0	0	91	22.8
CAVNESS, Jai	4	63	0	0	0	0	63	15.8
COLEMAN, Stev	4	0	0	0	0	59	59	14.8
SMITH, Chris	3	55	0	0	0	0	55	18.3
FROSCHE, Evan	4	0	54	0	0	0	54	13.5
JOHNSON, Bart	4	0	54	0	0	0	54	13.5
BRYANT, Walter	4	0	39	0	0	0	39	9.8
HUGHES, Jerry	4	0	0	0	0	32	32	8.0
JONES, Jonatha	4	0	18	0	0	0	18	4.5
HICKS, Antoine	3	0	17	0	0	0	17	5.7
BROCK, Logan	4	0	0	0	15	0	15	3.8
CLAY, Curtis	4	0	10	0	0	0	10	2.5
HIGHTOWER, R	1	8	0	0	0	0	8	8.0
MOORE, Cody	4	0	0	0	0	6	6	1.5
JOHNSON, Teja	3	0	0	0	0	6	6	2.0
FORT, Jercell	1	5	0	0	0	0	5	5.0
PRIEST, Rafael	4	0	0	0	0	2	2	0.5
Total	4	995	697	167	147	105	2111	527.8
Opponents	4	122	610	94	428	0	1254	313.5

2008 TCU Football Statistics
TCU Overall Defensive Statistics (as of Sep 20, 2008)
All games

##	Defensive Leaders	gp	Tackles			tfl/yds	Sacks no-yds	Pass defense			Fumbles		blkd	
			ua	a	tot			int-yds	brup	qbh	rcv-yds	ff	kick	saf
51	HENSON, Robert	4	13	10	23	4.5-11
41	WASHINGTON, Dar	4	14	4	18	1.5-10	1.0-9	1	.	.
98	HUGHES, Jerry	4	10	6	16	5.5-21	3.0-16	2-32	.	.	3-0	2	.	.
39	PHILLIPS, Jason	3	11	5	16	3.5-7	0.5-3	.	2
29	HODGE, Stephen	4	8	6	14	2	.	.
20	SANDERS, Nick	4	11	2	13	.	.	.	5
42	PANFIL, Matt	4	8	5	13	7.0-44	3.5-30	.	1	.	1-0	1	.	.
4	COLEMAN, Steven	4	6	5	11	.	.	3-59	4	.	1-0	.	.	.
56	MOORE, Cody	4	7	1	8	5.5-20	3.0-16	1-6
10	PRIEST, Rafael	4	6	1	7	.	.	1-2	1
30	CUBA, Tekerrein	3	5	1	6	0.5-1
96	DANIELS, Wayne	3	3	2	5	1.0-5	1.0-5
19	HUNTER, Corderr	4	2	3	5
55	VESS, James	4	.	4	4	1.0-3
3	JOHNSON, Tejay	3	4	.	4	.	.	1-6	2
28	JONES, Colin	4	3	1	4	1.0-6	1.0-6	.	1
21	FOBBS, Johnny	4	3	.	3
69	GRIFFIN, Kelly	2	2	1	3	1.0-2
33	GARDNER, Kris	4	3	.	3
43	CARDER, Tank	3	2	1	3	1.0-1	.	.	1
2	CLAY, Curtis	4	2	.	2
13	HICKS, Antoine	3	2	.	2
95	LEATCH, Clarenc	4	2	.	2
9	IBILOYE, Alex	4	2	.	2
1	BRYANT, Walter	4	1	.	1
48	SHIVERS, Luke	4	1	.	1
57	GRANT, Cory	2	1	.	1	1.0-1
7	MCCOY, Greg	4	1	.	1
90	FONUA, John	3	1	.	1	1.0-2
99	BROUGHTON, Bray	3	1	.	1	1.0-2
54	GRESHAM, Clint	4	1	.	1
Total		4	136	58	194	36-136	14-85	8-105	17	.	5-0	6	.	.
Opponents		4	210	110	320	16-53	3-24	1-0	8	.	.	.	1	.

2008 TCU Football Statistics
TCU Team Game-by-Game (as of Sep 20, 2008)
All games

TEAM STATISTICS

Date	Opponent	Rushing				Receiving				Passing				Kick Returns				Punt Returns				tot off
		no.	yds	td	lg	no.	yds	td	lg	cmp-att-int	yds	td	lg	no.	yds	td	lg	no.	yds	td	lg	
Aug 30	at New Mexico	48	171	3	14	16	120	0	18	16-26-1	120	0	18	0	0	0	0	2	57	0	53	291
Sept 6	STEPHEN F. AUSTIN	58	320	7	22	17	205	1	31	17-24-0	205	1	31	2	56	0	41	4	74	0	28	525
Sep 13	STANFORD	53	233	4	19	20	145	0	14	20-36-0	145	0	14	3	45	0	19	2	28	0	17	378
Sep 20	at SMU	47	271	4	79	19	227	1	29	19-29-0	227	1	29	2	46	0	25	1	8	0	8	498
TCU		206	995	18	79	72	697	2	31	72-115-1	697	2	31	7	147	0	41	9	167	0	53	1692
		90	122	1	38	59	610	2	81	59-124-8	610	2	81	23	428	0	41	9	94	1	35	732

Games played: 4
 Avg per rush: 4.8
 Avg per catch: 9.7
 Pass efficiency: 117.52
 Kick ret avg: 21.0
 Punt ret avg: 18.6
 All purpose avg/game: 527.8
 Total offense avg/gm: 423.0

Date	Opponent	Tackles				Sacks no-yds	Fumble		Pass Defense			Blkd kick	PAT Attempts				pts		
		ua	a	total	tfl-yds		ff	fr-yds	int-yds	qbh	brup		kick	rush	rcv	saf			
Aug 30	at New Mexico	25	28	53	10.0-40	5.0-29	2	1-0	2-34	0	4	0	2-3	0	0	0	0	0	26
Sept 6	STEPHEN F. AUSTIN	44	2	46	10.0-24	3.0-10	0	1-0	3-41	0	6	0	8-8	1	0	0	0	0	67
Sep 13	STANFORD	35	20	55	9.0-48	3.0-31	3	2-0	1-0	0	2	0	4-4	0	0	0	0	0	31
Sep 20	at SMU	32	8	40	7.0-24	3.0-15	1	1-0	2-30	0	5	0	6-6	0	0	0	0	0	48
TCU		136	58	194	36.0-136	13.0-85	6	5-0	8-105	0	17	0	20-21	1	0	0	0	0	172
		210	110	320	16.0-53	3.0-24	0	0-0	1-0	0	8	1	4-4	0	0	0	0	0	31

Date	Opponent	Punting							Field Goals			Kickoffs						
		no.	yds	avg	long	blkd	tb	fc	50+	i20	md-att	long	blkd	no.	yds	avg	tb	ob
Aug 30	at New Mexico	6	233	38.8	46	0	1	1	0	3	2-3	50	0	6	410	68.3	2	0
Sept 6	STEPHEN F. AUSTIN	2	58	29.0	38	0	0	0	0	0	1-1	45	0	11	647	58.8	1	1
Sep 13	STANFORD	9	334	37.1	58	1	2	1	2	4	1-1	23	0	6	349	58.2	1	1
Sep 20	at SMU	3	125	41.7	43	0	0	0	0	2	2-2	23	0	9	581	64.6	1	2
TCU		20	750	37.5	58	1	3	2	2	9	6-7	50	0	32	1987	62.1	5	4
		29	1109	38.2	57	0	1	11	2	7	1-1	28	0	9	559	62.1	2	0

2008 TCU Football Statistics
TCU Opponent Game-by-Game (as of Sep 20, 2008)
All games

OPPONENT STATISTICS

Date	Opponent	Rushing				Receiving				Passing				Kick Returns				Punt Returns				tot off
		no.	yds	td	lg	no.	yds	td	lg	cmp-att-int	yds	td	lg	no.	yds	td	lg	no.	yds	td	lg	
Aug 30	at New Mexico	32	56	0	18	7	130	0	81	7-24-2	130	0	81	4	85	0	26	2	1	0	1	186
Sept 6	STEPHEN F. AUSTIN	17	3	0	14	21	140	1	29	21-40-3	140	1	29	9	116	0	27	1	3	0	3	143
Sep 13	STANFORD	29	71	1	38	11	122	0	20	11-21-1	122	0	20	4	85	0	33	3	88	1	35	193
Sep 20	at SMU	12	-8	0	7	20	218	1	50	20-39-2	218	1	50	6	142	0	41	3	2	0	6	210
Opponents		90	122	1	38	59	610	2	81	59-124-8	610	2	81	23	428	0	41	9	94	1	35	732
		206	995	18	79	72	697	2	31	72-115-1	697	2	31	7	147	0	41	9	167	0	53	1692

Games played: 4
 Avg per rush: 1.4
 Avg per catch: 10.3
 Pass efficiency: 81.32
 Kick ret avg: 18.6
 Punt ret avg: 10.4
 All purpose avg/game: 313.5
 Total offense avg/gm: 183.0

Date	Opponent	Tackles				Sacks	Fumble		Pass Defense			Blkd	PAT Attempts				
		ua	a	total	tfl-yds	no-yds	ff	fr-yds	int-yds	qbh	brup	kick	kick	rush	rcv	saf	pts
Aug 30	at New Mexico	36	42	78	6.0-22	2.0-15	0	0-0	1-0	0	2	0	0-0	0	0	0	3
Sept 6	STEPHEN F. AUSTIN	61	28	89	3.0-11	1.0-9	0	0-0	0-0	0	1	0	1-1	0	0	0	7
Sep 13	STANFORD	58	28	86	4.0-9	0.0-0	0	0-0	0-0	0	3	1	2-2	0	0	0	14
Sep 20	at SMU	55	12	67	3.0-11	0.0-0	0	0-0	0-0	0	2	0	1-1	0	0	0	7
Opponents		210	110	320	16.0-53	3.0-24	0	0-0	1-0	0	8	1	4-4	0	0	0	31
		136	58	194	36.0-136	13.0-85	6	5-0	8-105	0	17	0	20-21	1	0	0	172

Date	Opponent	Punting							Field Goals			Kickoffs						
		no.	yds	avg	long	blkd	tb	fc	50+	i20	md-att	long	blkd	no.	yds	avg	tb	ob
Aug 30	at New Mexico	9	318	35.3	57	0	1	3	1	0	1-1	28	0	2	140	70.0	2	0
Sept 6	STEPHEN F. AUSTIN	7	272	38.9	43	0	0	3	0	3	0-0	0	0	2	106	53.0	0	0
Sep 13	STANFORD	8	325	40.6	49	0	0	2	0	2	0-0	0	0	3	179	59.7	0	0
Sep 20	at SMU	5	194	38.8	52	0	0	3	1	2	0-0	0	0	2	134	67.0	0	0
Opponents		29	1109	38.2	57	0	1	11	2	7	1-1	28	0	9	559	62.1	2	0
		20	750	37.5	58	1	3	2	2	9	6-7	50	0	32	1987	62.1	5	4

2008 TCU Football Statistics
TCU By-Quarter Statistics (as of Sep 20, 2008)
All games

3rd-Down Conversions

Date	Opponent	Score	Overall	1st Qtr	2nd Qtr	3rd Qtr	4th Qtr	Overtime
Aug 30, 2008	at New Mexico	W 26-3	6-17 35.3	3-5 60.0	1-4 25.0	1-4 25.0	1-4 25.0	
Sept 6, 2008	STEPHEN F. AUSTIN	W 67-7	12-15 80.0	3-3 100.0	4-5 80.0	4-5 80.0	1-2 50.0	
Sep 13, 2008	STANFORD	W 31-14	9-21 42.9	3-5 60.0	1-5 20.0	4-6 66.7	1-5 20.0	
Sep 20, 2008	at SMU	W 48-7	13-18 72.2	2-3 66.7	5-7 71.4	4-5 80.0	2-3 66.7	
	TCU		40-71 56.3	11-16 68.8	11-21 52.4	13-20 65.0	5-14 35.7	0-0 0.0
	Opponents		12-51 23.5	4-14 28.6	3-13 23.1	2-11 18.2	3-13 23.1	0-0 0.0

4th-Down Conversions

Date	Opponent	Score	Overall	1st Qtr	2nd Qtr	3rd Qtr	4th Qtr	Overtime
Aug 30, 2008	at New Mexico	W 26-3	1-2 50.0	0-0 0.0	1-1 100.0	0-0 0.0	0-1 0.0	
Sept 6, 2008	STEPHEN F. AUSTIN	W 67-7	0-0 0.0	0-0 0.0	0-0 0.0	0-0 0.0	0-0 0.0	
Sep 13, 2008	STANFORD	W 31-14	2-2 100.0	1-1 100.0	0-0 0.0	0-0 0.0	1-1 100.0	
Sep 20, 2008	at SMU	W 48-7	0-0 0.0	0-0 0.0	0-0 0.0	0-0 0.0	0-0 0.0	
	TCU		3-4 75.0	1-1 100.0	1-1 100.0	0-0 0.0	1-2 50.0	0-0 0.0
	Opponents		2-4 50.0	0-0 0.0	2-2 100.0	0-0 0.0	0-2 0.0	0-0 0.0

Time of Possession

Date	Opponent	Score	Overall	1st Qtr	2nd Qtr	3rd Qtr	4th Qtr	Overtime
Aug 30, 2008	at New Mexico	W 26-3	34:52	8:30	8:12	9:38	8:32	
Sept 6, 2008	STEPHEN F. AUSTIN	W 67-7	38:09	10:28	7:54	9:58	9:49	
Sep 13, 2008	STANFORD	W 31-14	39:29	9:50	10:40	10:09	8:50	
Sep 20, 2008	at SMU	W 48-7	36:22	5:18	11:00	10:32	9:32	
	TCU	Total	148:52	34:06	37:46	40:17	36:43	0:00
		Avg.	37:13	8:31	9:26	10:04	9:10	0:00
	Opponents	Total	91:08	25:54	22:14	19:43	23:17	0:00
		Avg.	22:47	6:28	5:33	4:55	5:49	0:00

2008 TCU Football Statistics
TCU Red-Zone Results (as of Sep 20, 2008)
All games

TCU Inside Opponent Red-Zone

Date	Opponent	Score	Times In RZ	Times Scored	Total Pts	Rush TDs	Pass TDs	FGs Made	Failed to score inside RZ						
									FGA	Down	Int	Fumb	Half	Game	
Aug 30, 2008	at New Mexico	W 26-3	4	3	20	3	3	0	0	1	0	0	0	0	0
Sept 6, 2008	STEPHEN F. AUSTIN	W 67-7	8	8	57	8	7	1	0	0	0	0	0	0	0
Sep 13, 2008	STANFORD	W 31-14	5	5	31	4	4	0	1	0	0	0	0	0	0
Sep 20, 2008	at SMU	W 48-7	6	6	34	4	3	1	2	0	0	0	0	0	0
Totals			23	22	142	19	17	2	3	1	0	0	0	0	0
22 of 23 (95.7%)															

Opponents Inside TCU Red-Zone

Date	Opponent	Score	Times In RZ	Times Scored	Total Pts	Rush TDs	Pass TDs	FGs Made	Failed to score inside RZ						
									FGA	Down	Int	Fumb	Half	Game	
Aug 30, 2008	at New Mexico	W 26-3	1	1	3	0	0	0	1	0	0	0	0	0	0
Sept 6, 2008	STEPHEN F. AUSTIN	W 67-7	1	1	7	1	0	1	0	0	0	0	0	0	0
Sep 13, 2008	STANFORD	W 31-14	1	0	0	0	0	0	0	0	0	1	0	0	0
Sep 20, 2008	at SMU	W 48-7	2	1	7	1	0	1	0	0	1	0	0	0	0
Totals			5	3	17	2	0	2	1	0	1	1	0	0	0
3 of 5 (60.0%)															

2008 TCU Football Statistics
TCU Game Superlatives (as of Sep 20, 2008)
All games

INDIVIDUAL GAME HIGHS

Rushes	19	CHRISTIAN, Ryan vs Stanford (Sep 13, 2008)
	19	TURNER, Joseph at SMU (Sep 20, 2008)
Yards Rushing	115	JACKSON, Marcus at SMU (Sep 20, 2008)
TD Rushes	3	TURNER, Joseph vs Stephen F. Austin (Sept 6, 2008)
Long Rush	79	JACKSON, Marcus at SMU (Sep 20, 2008)
Pass attempts	36	DALTON, Andy vs Stanford (Sep 13, 2008)
Pass completions	20	DALTON, Andy vs Stanford (Sep 13, 2008)
Yards Passing	210	DALTON, Andy at SMU (Sep 20, 2008)
TD Passes	1	JACKSON, Marcus vs Stephen F. Austin (Sept 6, 2008)
	1	JACKSON, Marcus at SMU (Sep 20, 2008)
Long Pass	31	DALTON, Andy vs Stephen F. Austin (Sept 6, 2008)
Receptions	7	YOUNG, Jimmy vs Stephen F. Austin (Sept 6, 2008)
Yards Receiving	104	YOUNG, Jimmy vs Stephen F. Austin (Sept 6, 2008)
TD Receptions	1	JONES, Jonathan vs Stephen F. Austin (Sept 6, 2008)
	1	FROSCH, Evan at SMU (Sep 20, 2008)
Long Reception	31	YOUNG, Jimmy vs Stephen F. Austin (Sept 6, 2008)
Field Goals	2	EVANS, Ross at New Mexico (Aug 30, 2008)
	2	EVANS, Ross at SMU (Sep 20, 2008)
Long Field Goal	50	EVANS, Ross at New Mexico (Aug 30, 2008)
Punts	7	KELTON, Anson vs Stanford (Sep 13, 2008)
Punting Avg	42.7	KELTON, Anson vs Stanford (Sep 13, 2008)
Long Punt	58	KELTON, Anson vs Stanford (Sep 13, 2008)
Long Punt Return	53	KERLEY, Jeremy at New Mexico (Aug 30, 2008)
Long Kickoff Return	41	CHRISTIAN, Ryan vs Stephen F. Austin (Sept 6, 2008)
Tackles	10	PHILLIPS, Jason vs Stanford (Sep 13, 2008)
Sacks	2.0	PANFIL, Matt vs Stanford (Sep 13, 2008)
	2.0	MOORE, Cody at SMU (Sep 20, 2008)
Tackles For Loss	4.0	PANFIL, Matt vs Stanford (Sep 13, 2008)
	4.0	MOORE, Cody at SMU (Sep 20, 2008)
Interceptions	1	COLEMAN, Steven at New Mexico (Aug 30, 2008)
	1	HUGHES, Jerry at New Mexico (Aug 30, 2008)
	1	JOHNSON, Tejay vs Stephen F. Austin (Sept 6, 2008)
	1	COLEMAN, Steven vs Stephen F. Austin (Sept 6, 2008)
	1	PRIEST, Rafael vs Stephen F. Austin (Sept 6, 2008)
	1	COLEMAN, Steven vs Stanford (Sep 13, 2008)
	1	MOORE, Cody at SMU (Sep 20, 2008)
	1	HUGHES, Jerry at SMU (Sep 20, 2008)

2008 TCU Football Statistics
TCU Game Superlatives (as of Sep 20, 2008)
All games

TEAM GAME HIGHS

Rushes	58	vs Stephen F. Austin (Sept 6, 2008)
Yards Rushing	320	vs Stephen F. Austin (Sept 6, 2008)
Yards Per Rush	5.8	at SMU (Sep 20, 2008)
TD Rushes	7	vs Stephen F. Austin (Sept 6, 2008)
Pass attempts	36	vs Stanford (Sep 13, 2008)
Pass completions	20	vs Stanford (Sep 13, 2008)
Yards Passing	227	at SMU (Sep 20, 2008)
Yards Per Pass	8.5	vs Stephen F. Austin (Sept 6, 2008)
TD Passes	1	vs Stephen F. Austin (Sept 6, 2008)
	1	at SMU (Sep 20, 2008)
Total Plays	89	vs Stanford (Sep 13, 2008)
Total Offense	525	vs Stephen F. Austin (Sept 6, 2008)
Yards Per Play	6.6	at SMU (Sep 20, 2008)
Points	67	vs Stephen F. Austin (Sept 6, 2008)
Sacks By	5	at New Mexico (Aug 30, 2008)
First Downs	29	vs Stephen F. Austin (Sept 6, 2008)
Penalties	11	vs Stephen F. Austin (Sept 6, 2008)
Penalty Yards	140	vs Stephen F. Austin (Sept 6, 2008)
Turnovers	1	at New Mexico (Aug 30, 2008)
Interceptions By	3	vs Stephen F. Austin (Sept 6, 2008)

2008 TCU Football Statistics
TCU Game Superlatives (as of Sep 20, 2008)
All games

OPPONENT INDIVIDUAL GAME HIGHS

Rushes	17	FERGUSON, Rodne, at New Mexico (Aug 30, 2008)
Yards Rushing	59	FERGUSON, Rodne, at New Mexico (Aug 30, 2008)
TD Rushes	1	Baldwin, Doug, vs Stanford (Sep 13, 2008)
Long Rush	38	Baldwin, Doug, vs Stanford (Sep 13, 2008)
Pass attempts	38	Moses, Jeremy, vs Stephen F. Austin (Sept 6, 2008)
Pass completions	20	Moses, Jeremy, vs Stephen F. Austin (Sept 6, 2008)
	20	MITCHELL, B.L., at SMU (Sep 20, 2008)
Yards Passing	218	MITCHELL, B.L., at SMU (Sep 20, 2008)
TD Passes	1	Moses, Jeremy, vs Stephen F. Austin (Sept 6, 2008)
	1	MITCHELL, B.L., at SMU (Sep 20, 2008)
Long Pass	81	GRUNER, Brad, at New Mexico (Aug 30, 2008)
Receptions	6	SANDERS, E., at SMU (Sep 20, 2008)
Yards Receiving	99	HERNANDEZ, Chri, at New Mexico (Aug 30, 2008)
TD Receptions	1	Rhea, Aaron, vs Stephen F. Austin (Sept 6, 2008)
	1	LOFTIN, Cole, at SMU (Sep 20, 2008)
Long Reception	81	HERNANDEZ, Chri, at New Mexico (Aug 30, 2008)
Field Goals	1	AHO, James, at New Mexico (Aug 30, 2008)
Long Field Goal	28	AHO, James, at New Mexico (Aug 30, 2008)
Punts	9	MILLER, Adam, at New Mexico (Aug 30, 2008)
Punting Avg	40.6	Green, David, vs Stanford (Sep 13, 2008)
Long Punt	57	MILLER, Adam, at New Mexico (Aug 30, 2008)
Long Punt Return	35	Baldwin, Doug, vs Stanford (Sep 13, 2008)
Long Kickoff Return	41	HENDERSON, J., at SMU (Sep 20, 2008)
Tackles	11	CLARK, Ian, at New Mexico (Aug 30, 2008)
	11	Wiser, Sean, vs Stanford (Sep 13, 2008)
	11	Maynor, Pat, vs Stanford (Sep 13, 2008)
Sacks	1.0	CLARK, Ian, at New Mexico (Aug 30, 2008)
	1.0	FELDER, Herbert, at New Mexico (Aug 30, 2008)
	1.0	Choice, Derrick, vs Stephen F. Austin (Sept 6, 2008)
Tackles For Loss	2.0	Macaluso, Nick, vs Stanford (Sep 13, 2008)
Interceptions	1	LIGON, Blake, at New Mexico (Aug 30, 2008)

2008 TCU Football Statistics
TCU Game Superlatives (as of Sep 20, 2008)
All games

OPPONENT TEAM GAME HIGHS

Rushes	32	at New Mexico (Aug 30, 2008)
Yards Rushing	71	vs Stanford (Sep 13, 2008)
Yards Per Rush	2.4	vs Stanford (Sep 13, 2008)
TD Rushes	1	vs Stanford (Sep 13, 2008)
Pass attempts	40	vs Stephen F. Austin (Sept 6, 2008)
Pass completions	21	vs Stephen F. Austin (Sept 6, 2008)
Yards Passing	218	at SMU (Sep 20, 2008)
Yards Per Pass	5.8	vs Stanford (Sep 13, 2008)
TD Passes	1	vs Stephen F. Austin (Sept 6, 2008)
	1	at SMU (Sep 20, 2008)
Total Plays	57	vs Stephen F. Austin (Sept 6, 2008)
Total Offense	210	at SMU (Sep 20, 2008)
Yards Per Play	4.1	at SMU (Sep 20, 2008)
Points	14	vs Stanford (Sep 13, 2008)
Sacks By	2	at New Mexico (Aug 30, 2008)
First Downs	10	vs Stephen F. Austin (Sept 6, 2008)
	10	vs Stanford (Sep 13, 2008)
	10	at SMU (Sep 20, 2008)
Penalties	5	vs Stanford (Sep 13, 2008)
	5	at SMU (Sep 20, 2008)
Penalty Yards	47	at SMU (Sep 20, 2008)
Turnovers	4	vs Stephen F. Austin (Sept 6, 2008)
Interceptions By	1	at New Mexico (Aug 30, 2008)

2008 TCU Football Statistics
TCU Games Played (as of Sep 22, 2008)
All games

##	PLAYER	GP-GS	UNM	SFA	STAN	SMU
81	ADAMS, Alonzo	4/-	XXX	XXX	XXX	XXX
80	BROCK, Logan	4/-	XXX	XXX	XXX	XXX
99	BROUGHTON, Bray	3/-	XXX	XXX	...	XXX
23	BROWN, Aaron	1/-	XXX
1	BRYANT, Walter	4/3	START	XXX	START	START
16	BURRELL, Andy	1/-	...	XXX
31	CAGE, William	2/-	...	XXX	...	XXX
61	CANNON, Marcus	4/4	START	START	START	START
43	CARDER, Tank	3/-	XXX	XXX	...	XXX
26	CAVNESS, Jai	4/-	XXX	XXX	XXX	XXX
18	CHRISTIAN, Ryan	4/-	XXX	XXX	XXX	XXX
2	CLAY, Curtis	4/1	XXX	START	XXX	XXX
4	COLEMAN, Steven	4/4	START	START	START	START
58	COMBS, Drew	4/-	XXX	XXX	XXX	XXX
30	CUBA, Tekerrein	3/1	START	XXX	...	XXX
14	DALTON, Andy	4/4	START	START	START	START
96	DANIELS, Wayne	3/-	XXX	XXX	...	XXX
87	DECK, Robert	2/-	...	XXX	...	XXX
72	DOOLEY, Kyle	3/-	XXX	XXX	XXX	...
37	EVANS, Ross	4/-	XXX	XXX	XXX	XXX
21	FOBBS, Johnny	4/-	XXX	XXX	XXX	XXX
90	FONUUA, John	3/-	...	XXX	XXX	XXX
52	FORREST, Ross	3/-	XXX	XXX	...	XXX
22	FORT, Jercell	1/-	...	XXX
84	FROSCH, Evan	4/3	START	XXX	START	START
27	GALIFARO, Austi	1/-	...	XXX
33	GARDNER, Kris	4/-	XXX	XXX	XXX	XXX
5A	GORDON, Brenan	1/-	XXX
57	GRANT, Cory	2/-	XXX	XXX
54	GRESHAM, Clint	4/-	XXX	XXX	XXX	XXX
69	GRIFFIN, Kelly	2/-	XXX	XXX
51	HENSON, Robert	4/4	START	START	START	START
13	HICKS, Antoine	3/-	XXX	XXX	...	XXX
2C	HIGHTOWER, Ryan	1/-	...	XXX
29	HODGE, Stephen	4/4	START	START	START	START
98	HUGHES, Jerry	4/4	START	START	START	START
19	HUNTER, Corderr	4/-	XXX	XXX	XXX	XXX
9	IBILOYE, Alex	4/-	XXX	XXX	XXX	XXX
11	JACKSON, Marcus	3/-	XXX	XXX	...	XXX
6	JOHNSON, Bart	4/1	XXX	START	XXX	XXX
3	JOHNSON, Tejay	3/3	...	START	START	START
28	JONES, Colin	4/-	XXX	XXX	XXX	XXX
83	JONES, Jonathan	4/-	XXX	XXX	XXX	XXX
47	KELTON, Anson	4/-	XXX	XXX	XXX	XXX
85	KERLEY, Jeremy	4/-	XXX	XXX	XXX	XXX
76	KIRKPATRICK, Ja	4/-	XXX	XXX	XXX	XXX
95	LEATCH, Clarenc	4/-	XXX	XXX	XXX	XXX

2008 TCU Football Statistics
 TCU Games Played (as of Sep 22, 2008)
 All games

##	PLAYER	GP-GS	UNM	SFA	STAN	SMU
17	LUTTRELL, Tyler	4/-	XXX	XXX	XXX	XXX
50	MARROU, Tyler	2/-	...	XXX	...	XXX
7	MCCOY, Greg	4/-	XXX	XXX	XXX	XXX
65	MONTGOMERY, Gil	4/4	START	START	START	START
56	MOORE, Cody	4/4	START	START	START	START
70	NEWHOUSE, Marsh	4/4	START	START	START	START
62	OLSON, Jeff	1/-	...	XXX
42	PANFIL, Matt	4/4	START	START	START	START
39	PHILLIPS, Jason	3/3	START	...	START	START
60	PHILLIPS, Prest	4/4	START	START	START	START
10	PRIEST, Rafael	4/4	START	START	START	START
63	RAETZ, Heath	1/-	...	XXX
86	REAGAN, Shae	4/4	START	START	START	START
79	RICHMOND, Nic	4/-	XXX	XXX	XXX	XXX
20	SANDERS, Nick	4/4	START	START	START	START
75	SCHLUETER, Blak	4/4	START	START	START	START
3D	SHARPLES, Kevin	2/-	XXX	XXX
48	SHIVERS, Luke	4/-	XXX	XXX	XXX	XXX
36	SMITH, Chris	3/-	XXX	XXX	...	XXX
2B	TEAGUE, Jason	1/-	XXX
77	THOMPSON, Spenc	1/-	...	XXX
24	TURNER, Joseph	4/3	XXX	START	START	START
78	VERNON, Josh	4/-	XXX	XXX	XXX	XXX
55	VESS, James	4/4	START	START	START	START
41	WASHINGTON, Dar	4/1	XXX	START	XXX	XXX
32	WATTS, Justin	4/1	START	XXX	XXX	XXX
53	WYATT, Ryan	1/-	...	XXX
88	YOUNG, Jimmy	4/4	START	START	START	START

RED ZONE ANALYSIS (20 AND INSIDE)

TCU										
Opponent	No.	TDs	FG	Score Pct.	TD Pct.	TO	Dwn.	EOQ	MFG	
New Mexico	4	3	0	.750	.750	0	0	0	1	
SFA	8	8	0	1.000	1.000	0	0	0	0	
Stanford	5	4	1	1.000	.800	0	0	0	0	
SMU	6	4	2	1.000	.667	0	0	0	0	
Oklahoma										
San Diego St.										
Colorado St.										
BYU										
Wyoming										
UNLV										
Utah										
Air Force										
TOTALS	23	19	3	.956	.826	0	0	0	1	
OPPONENTS										
Team	No.	TDs	FG	Score Pct.	TD Pct.	TO	Dwn.	EOQ	MFG	
New Mexico	1	0	1	1.000	.000	0	0	0	0	
SFA	1	1	0	1.000	1.000	0	0	0	0	
Stanford	1	0	0	.000	.000	1	0	0	0	
SMU	2	1	0	.500	.500	0	1	0	0	
Oklahoma										
San Diego St.										
Colorado St.										
BYU										
Wyoming										
UNLV										
Utah										
Air Force										
TOTALS	5	2	1	.600	.400	1	1	0	0	

TO: Turnover; Dwn.: Loss of possession on downs or half/game ends; EOQ: End of quarter; MFG: Missed field goal

SPECIAL TEAMS TACKLES

PLAYER	UA	A	TT
Hodge	4	2	5
Clay	2	0	2
Henson	2	0	2
Gardner	1	0	1
Daniels	1	1	1
Washington	2	1	1
Ibiloye	1	0	1
Hunter	0	2	1
Carder	1	1	1
Fobbs	1	0	1
McCoy	1	0	1
Bryant	1	0	1
Leatch	1	0	1
Sanders	0	1	1
Gresham	0	1	1
Priest	1	0	1
C. Jones	1	0	1
Hicks	2	0	1
Cuba	1	0	1
Shivers	1	0	1

TCU BIG OFFENSIVE PLAYS (20+YARDS)

Run (2):

Jackson 22 yards vs. SFA
 Jackson 79 yards vs. SMU

Receiving (5):

Young 31 yards vs. SFA
 Young 21 yards vs. SFA
 Young 22 yards vs. SMU
 Brown 29 yards vs. SMU
 Young 20 yards vs. SMU

Returns (1):

Kerley 53 yards (PR) at New Mexico