



2011 BAYLOR FOOTBALL GAME NOTES

Baylor Athletic Communications • 1500 South University Parks Drive • Waco, TX 76706 • 254-710-2743
BaylorBears.com • Facebook: Facebook.com/BaylorAthletics • Twitter: @BaylorAthletics and @BUFootball

Game Information

Date / Time: Sat., Nov. 19, 2011 / 7 p.m. CST
Site: Waco, Texas / Floyd Casey Stadium (50,000)
TV: ABC
Talent: Joe Tessitore (p.x.p), Matt Millen (analyst), Heather Cox (sideline)
Radio: Baylor-IMG College / ESPN Central Texas
Talent: John Morris (p.x.p), J.J. Joe (analyst), Ricky Thompson (sideline)
Satellite Radio: Sirius 137 / XM 197
Live Stats/In-Game Blog: BaylorBears.com
Twitter Updates: @BUFootball
Series: Oklahoma leads, 20-0
Waco: Oklahoma leads, 10-0
Norman: Oklahoma leads, 10-0
Neutral: Never Met
First Meeting: Oct. 26, 1901 — OU, 17-6
Last Meeting: Nov. 20, 2010 — OU, 53-24

Baylor 6-3, 3-3 Big 12

Ranking 25 — AP, RV — Coaches, 22 — BCS
Last Game Nov. 12, 2011, in Lawrence def. Kansas, 31-30 (OT)
Head Coach Art Briles (Texas Tech, 1979)
Career Record 55-53 (9th season)
BU Record 21-25 (4th season)
vs. OU 0-4

Oklahoma 8-1, 5-1 Big 12

Ranking 5 — AP, 5 — Coaches, 5 — BCS
Last Game Nov. 5, 2011, in Norman def. Texas A&M, 41-25
Head Coach Bob Stoops
Career Record 137-32 (13th season)
OU Record 137-32 (13th season)
vs. BU 12-0

Baylor Coaching Staff

On the Field

Art Briles Head Coach
Phil Bennett Defensive Coordinator
Randy Clements Co-Offensive Coordinator
Chris Achuff Defensive Tackles
Dino Babers Wide Receivers
Kendal Briles Inside Receivers
Carlton Buckels Cornerbacks
Jim Gush Linebackers
Tate Wallis Graduate Assistant (Offense)

In the Press Box

Philip Montgomery Co-Offensive Coordinator
Brian Norwood Associate Head Coach
Adrian Haywood Graduate Assistant (Defense)

Baylor Athletic Communications

HEATH NIELSEN Assistant AD / Communications
254-710-3538 • 254-709-4237 • Heath_Nielsen@baylor.edu
BRAD SHEFFIELD Coordinator of New Media
254-710-3784 • 254-640-3175 • Bradley_Sheffield@baylor.edu
CHRIS YANDLE Associate Director
254-710-3638 • 254-652-9068 • Christopher_Yandle@baylor.edu
DAVID KAYE Assistant Director
254-710-4389 • 254-709-5147 • David_Kaye@baylor.edu

GAME 10



25/RV/22 **BAYLOR** (6-3, 3-3) vs. 5/5/5 **OKLAHOMA** (8-1, 5-1)

Nov. 19, 2011 • 7 p.m. CST • TV: ABC • Radio: ESPN Central Texas/Sirius 137/XM 197
Waco, Texas • Floyd Casey Stadium (50,000)

STORY LINES

- Baylor looks to improve on its 5-0 record in home games when the Bears host No. 5 Oklahoma at 7 p.m. Saturday.
- Baylor ranks second nationally in total offense (567.89), passing efficiency (189.33), and first downs (28.22), sixth in passing offense (356.89), 11th in scoring offense (40.33) and 20th in rushing offense (211.0).
- Baylor's current 5-game home winning streak is its longest since a 5-game streak spanning the 1993-94 seasons; the Bears last home winning streak longer than 5 games was a 7-game streak span during the 1992-93 seasons.
- Baylor's 13 wins over the last two seasons are its most over a two-year span since winning 14 games in 1994 (7) and 1995 (7).
- Baylor is the only FBS school averaging 300+ yds passing and 200+ yds rushing. Baylor & Texas A&M are the only 2 schools in the top 20 in both rushing & passing offense. The Bears rank 6th nationally in passing (356.89) and 20th in rushing (211.0).
- More than half of Baylor's timed scoring drives (28 of 52) have taken less than two minutes, including 14 scoring drives of less than 60 seconds. All 4 of the Bears' timed scoring drives at KU took less than two minutes (averaged 60.25 seconds each).
- Baylor has been ranked in 7 AP Top 25 polls this season — the most since being ranked 9 weeks in 1991.
- Baylor's 21 punts this season are by far the fewest in the nation. Stanford and Army are the closest with 27 punts each.
- Heisman Trophy candidate QB **Robert Griffin III** has completed 74.17 percent of his passes (224-of-302), which ranks 2nd nationally (.03 behind Case Keenum). He has thrown only 5 interceptions (all on road) in his last 363 pass attempts.
- RG3 is 1 of 4 players in FBS history with 9,000+ passing & 2,000+ rushing yards (Dan LeFevour, Colin Kaepernick, Tim Tebow).
- RG3 ranks 2nd nationally in total offense (396.78) and 3rd in yards per attempt (10.24).
- RG3 ranks 2nd nationally in points responsibility (22.89). He's also 3rd nationally in pass efficiency (188.58) and is on pace to break the NCAA single-season record (186.0 by Hawai'i QB Colt Brennan in 2006).
- IR **Kendall Wright** ranks 6th nationally in both receptions (9.0) and receiving yards per game (119.22).

TELEVISION COVERAGE

- Saturday's game will be televised nationally on ABC. **Joe Tessitore** (play-by-play), **Matt Millen** (analyst) and **Heather Cox** (sideline) will serve as the on-air talent. It is Baylor's eighth televised game this season.

EXTRA INFO ON RG3

- **BU-RG3.com** is an informative and interactive site to promote Baylor's Heisman Trophy candidate, **Robert Griffin III**. Baylor also launched the "RG3 for Heisman" Facebook page (<http://www.facebook.com/RG3forHeisman>) and "RG3 for Heisman" Twitter account (@RG3forHeisman).

2011 SCHEDULE / RESULTS

	Sept. 2	14 / 15 TCU	ESPN	W 50-48
		Baylor's first win over a ranked opponent since Oct. 30, 2004 ... Highest-ranked win since Sept. 14, 1991.		
	Sept. 17	STEPHEN F. AUSTIN		W 48-0
		Game halted after three quarters ... Baylor held opponent scoreless for first time since Sept. 23, 1995.		
	Sept. 24	RICE (Parents' Weekend)	FSSW	W 56-31
		Baylor started 3-0 for first time since 2005 ... RG3 completed 88 percent of his passes (29-of-33).		
	Oct. 1	at RV/RV Kansas State	ABC	L 35-36
		Kendall Wright set single-game school record with 201 receiving yards ... RG3 posted third 5-TD game in 2011.		
	Oct. 8	IOWA STATE	FSN	W 49-26
		Terrance Ganaway rushed for career-high 200 yards ... Baylor established school record with 37 first downs.		
	Oct. 15	at 21/23/17 Texas A&M	FX	L 28-55
		RG3 set single-record school record with 430 passing yards ... Baylor held under 30 points for first time in 2011.		
	Oct. 29	at 3/3/3 Oklahoma State	ABC	L 24-59
		Bears outgain OSU 622-601 as RG3 throws for 425 yards ... Baylor commits five turnovers		
	Nov. 5	NR/RV MISSOURI (Homecoming)	FSN	W 42-39
		School-record 686 yards offense ... RG3 3rd straight 400-yard passing game, Ganaway 186 rushing yards		
	Nov. 12	at Kansas		W 31-30 (OT)
		Down 24-3 entering 4th, largest 4th-quarter comeback in Baylor history ... PBU on 2-point pass clinches win.		
	Nov. 19	5/5/5 OKLAHOMA	ABC	7 p.m.
		Waco, Texas / Floyd Casey Stadium (50,000) / OU leads 20-0 (0-3 under Briles)		
	Nov. 26	vs. Texas Tech (Texas Farm Bureau Shootout)	FSN	6 p.m.
		Arlington, Texas / Cowboys Stadium (80,000) / TT leads 36-32-1 (0-3 under Briles)		
	Dec. 3	TEXAS	ABC	2:30/7 p.m.
		Waco, Texas / Floyd Casey Stadium (50,000) / UT leads 72-23-4 (1-2 under Briles)		

BAYLOR WEEKLY MEDIA PLANNER: OKLAHOMA GAME

14 MON	15 TUE	16 WED	17 THU	18 FRI	19 SAT	20 SUN
<p>Big 12 Teleconference Art Briles (11 a.m.) Contact Big 12 for number</p> <p>Media Luncheon XTO Room (Simpson Center) Lunch – 12:30 p.m. Art Briles – 1 p.m. Players – 1:30 p.m.</p>	<p>Interviews (3 p.m.) Highers Practice Fields</p> <p>Briles, players available to media prior to practice only</p>	<p>Interviews (3 p.m.) Highers Practice Fields</p> <p>Briles available to media prior to practice; no player availability</p>	No Media Availability	No Media Availability	<p>Baylor vs. Oklahoma 7 p.m.</p> <p>Postgame Press Conference <i>Baylor locker room is closed</i></p> <p>Art Briles, 20 minutes after conclusion of game; players one-on-one following Briles</p>	No Media Availability

BAYLOR MEDIA WEBSITE

An all-in-one-place media page is can be found at Baylor's website at: <http://www.BaylorBears.com/ot/bay-media.html>. Among the information available at the site are links and pdfs of statistics, game notes, quick facts and directions as well as photo/logo downloads and video FTP information.

BIG 12 TELECONFERENCE

Baylor head coach Art Briles will participate in the Big 12 Conference's weekly teleconference. The teleconferences will be conducted each Monday from Aug. 29 until Nov. 28 from 9:50 a.m. until 11:20 a.m. CT. Briles' scheduled time is 11 a.m. to 11:10 a.m. CT each Monday.

Media representatives wishing to participate in the teleconference should contact the league communications staff for further details. A replay of the briefing will be available after 4 p.m. CT.

MONDAY MEDIA LUNCHEONS

Head coach Art Briles and requested football student-athletes meet with the media each Monday preceding a game in the Simpson Center media room (XTO room). Lunch will be served at 12:30 p.m. followed by interviews with Coach Briles [video feed available] and requested players. **Interview requests for specific student-athletes or assistant coaches should be made to Brad Sheffield (Bradley_Sheffield@baylor.edu) by 2 p.m. Sunday preceding the media luncheon.**

PRACTICE INTERVIEWS / COVERAGE

In addition to Monday's media luncheon, Baylor student-athletes and coaches are available for in-person or phone interviews before practice Tuesday (players and coaches) and Wednesday (coaches only). **All interview requests must be directed to the Athletic Communications Office at least 24 hours in advance.** Student-athlete's phone numbers will not be given out. Video and still photographers may shoot the first 15 minutes of drills.

POSTGAME INTERVIEWS

Baylor's locker room is closed to the media at home and on the road. At Floyd Casey Stadium, the Baylor locker room is located inside the northeast ramp from the field. The visiting locker room is located beneath the east stands. Baylor coach Art Briles and requested players will be available in the team meeting room approximately 20 minutes following the game. Baylor University is committed to a policy of equal access for both male and female reporters and photographers.

BAYLOR VIDEO HIGHLIGHTS FTP SITE

Baylor provides broadcast-quality video of home-game postgame highlights and Monday press conferences via FTP download. First-half footage is available at the start of the third quarter, second-half footage is available after the game. Monday presser footage is available at approximately 4 p.m. CT. Contact Baylor Athletic Communications for more information.

QUICK HITS

- According to the latest strength of schedule rankings by the NCAA, Baylor has the 7th-toughest schedule in FBS.
- Baylor has four games of 600+ yards of total offense this season. The Bears had only seven games with 600+ yards of total offense in their previous 109 seasons, including two in 2010. Six of Baylor's 11 600-yard games have been in the Briles era.
- Baylor is 5-0 at home and 1-3 on the road this season. All three losses were to either then-ranked or currently ranked teams.
- Baylor has had 4 games decided by 3 pts or less this season; W vs. TCU 50-48, L at KSU 36-35, W vs. MU 42-39, W at KU 31-30.
- Baylor appears in the BCS rankings (No. 22) for the 2nd consecutive week – prior to this season, the Bears had only been ranked in the BCS poll twice (Oct. 24, 2010 – 25th; Oct. 31, 2010 – 21st).
- Baylor's 21-point 4th-quarter comeback at Kansas was the largest 4th-quarter deficit overcome in program history
- Baylor is bowl-eligible, and if extended a bowl invite, the Bears would go to bowls in consecutive years (1st time since 1991-92).
- Baylor won 11 Big 12 games in the league's first 12 years and has won 10 league games since Art Briles took over 4 years ago.
- Baylor is 4-0 this season when out-rushing its opponent (17-7 in Briles era) and 6-1 when rushing for 100+ yards as a team.
- Baylor leads the Big 12 in passing efficiency (189.3), total offense (567.9), 1st downs (28.2) and 4th down conversions (14).
- Baylor ranks 3rd in the Big 12 in scoring offense (40.3) and passing offense (356.9) and 4th in rushing offense (211.0).
- Baylor has played 4 of 6 Big 12 Conference games on the road this season (3-3). The Bears' final 3 games include 2 at home and 1 neutral-site (home game for BU vs. Tech at Cowboys Stadium).
- LB **Elliot Coffey** was named Big 12 Defensive Player of the Week (Nov. 6) after he had 2 INTs, 10 tackles and TFL at Kansas.
- S **Mike Hicks** has a team-leading 3 interceptions, the most by a Baylor player since Joe Pawelek had 6 in 2008.
- RB **Terrence Ganaway** ranks 30th nationally and fourth in the Big 12 with 98.78 rushing yards per game.
- IR **Kendall Wright** is 1 of 10 semifinalists for the Biletnikoff Award. He ranks 6th nationally in receiving yards per game (119.22) and receptions per game (9.0). He also ranks 45th nationally among all-purpose runners (127.67).
- QB **Robert Griffin III** has completed 74.17 percent of his passes (224-of-302), which ranks second nationally. He has thrown only five interceptions in his last 364 pass attempts and none in his last 171 pass attempts in home games.
- RG3 ranks in top 10 among active FBS players in 9 career categories – TD responsibility (4th), total yds/game (4th), total yds (5th), completion percentage (7th), passing eff. (7th), passing yds (9th), completions (9th), TD passes (t-10th), yards/play (10th).
- RG3 has thrown 29 TD passes – 2nd in Big 12 and tied for 4th nationally – that have totaled 983 yards (33.9 yards per TD).
- RG3 is completing 69.8 percent of his passes (30-of-43) on third down, tossing 18 for first downs and five for TDs.
- RG3 holds a share of 46 school records, including season and career passing: TDs, yards and consecutive games with a TD pass.
- In 37 career games, RG3 has accounted for 71 plays of 30+ yards, including 41 for touchdowns (36 pass, 5 run). In addition, Griffin III has tossed 24 passes of 50+ yards with 15 going for touchdowns, and 42 passes of 40+ yards (27 TDs).
- In five home games this season, RG3 has thrown for 1,580 yards with 17 TDs, 0 interceptions and a 77.6 completion percentage (118-152). He's thrown 171 passes in home games since his last interception at home (against Oklahoma on Nov. 20, 2010).
- RG3 is tied for 4th in BU history with 7 career 100+ yard rushing games – most of any QB.
- RG3 has thrown at least one pass of 60+ yards in 7 of 9 games this season.
- Wright has 3 of the top-5 single-season receptions totals in program history; his 81 catches this year are a school record.
- Wright ranks 4th in Big 12 history with 275 career receptions and 3,414 career receiving yards. Wright needs 6 TDs to break into the Big 12 top 10 for receiving TDs, and he's recorded a reception in all 46 games of his career.
- Wright's 9 receiving TDs are the 2nd-most in a single season in school history, while WR **Terrance Williams** is tied for 3rd-most with 8 receiving TDs and WR **Tevin Reese** is tied for 14th with 6 receiving TDs.
- RG3 and Wright are the most prolific QB/WR duo in Baylor history. 23 of Wright's 25 career TDs have been thrown by RG3.
- Redshirt freshman IR **Levi Norwood** ranks second in the Big 12 in punt return average (8.6).
- Ganaway has three 100-yard rushing games this season. He needs one more to tie for 6th on Baylor's single-season list.
- WRs **Linear Sampson** and Williams became the 21st and 22nd 1,000-yard receivers in program history at Oklahoma State, and Reese became the 23rd at Kansas. The Bears have four 1,000-yard receivers in the starting lineup.
- Williams has caught at least 1 TD pass in each of the last 4 games, and he has gone over 100 yards in 3 of those 4.
- Baylor has 3 receivers in the top 7 in the Big 12 in receiving yards per game: Wright (2nd, 119.2), Reese (6th, 78.6) and Williams (7th, 73.1). The same 3 receivers are among 6 players in the Big 12 with at least 4 100-yard receiving games this season.
- Wright (6), Williams (4) and Reese (4) have accounted for 14 of the 53 100-yard receiving games by Big 12 receivers this year.
- Four Baylor defenders rank in the top 20 among Big 12 tacklers – Hicks (8th, 7.8), Coffey (11th, 7.7), S **Sam Holl** (14th, 7.2) and NB **Ahmad Dixon** (18th, 6.7). Hicks leads the Big 12 in tackles per game among non-linebackers (7.8).
- Baylor has four receivers in the starting lineup with 1,000+ career receiving yards. Wright, Sampson, Williams and Reese all have more than 1,000 career receiving yards, giving Baylor 23 such receivers all-time.

OKLAHOMA SERIES HISTORY

- This is the 21st meeting between Baylor and Oklahoma; the Sooners have dominated the series, winning each of the first 20 meetings. The Sooners' margin of victory has been less than 10 points only three times: 28-24 in 1996, 24-23 in 1997 and 37-30 in double overtime in 2005.
- Baylor and Oklahoma first met Oct. 26, 1901; the Sooners left Waco that day with a 17-6 victory. The teams did not play again until 1973, a 42-14 Oklahoma victory in Waco. The Bears and Sooners met again the following season in Norman with OU winning 28-11. Baylor and Oklahoma met twice more before the inception of the Big 12 in 1996, playing at Norman during the 1984 and 1989 seasons.

SERIES NOTES: Oklahoma is the only Big 12 team Baylor has never defeated. In fact, Oklahoma is the only team Baylor has played at least five times without at least one win. ... This is the 11th time in the last 12 meetings that Oklahoma has been nationally ranked when playing Baylor. ... When Baylor faced top-ranked Oklahoma in 2000, it was the Bears' second game against the nation's top-ranked team in a 15-day span. Two weeks prior, Baylor played then-No. 1 Nebraska. ... Baylor held Oklahoma to 56 yards rushing in the 2003 meeting, a season low for the Sooners and the fewest yards rushing allowed by a Baylor team since 1995. In fact, Oklahoma had negative rushing yards until late in the third quarter. ... **Shaun Rochon's** 98-yard kickoff return for a touchdown at Oklahoma in 2005 is tied for the fourth-longest in program history.

RG3 RACKING UP THE RECORDS

- Junior QB **Robert Griffin III** owns or shares 46 Baylor single-game, single-season or career records. The record-setting QB owns 27 different passing records. RG3 set the Baylor single-game record with 430 passing yards on Oct. 15 at No. 21 Texas A&M, surpassing the record previously held by backup QB **Nick Florence** (427 at Missouri, 2009).
- RG3 also set the NCAA record for consecutive attempts without throwing an interception to start a career (209).
- RG3 is among the top 10 in Big 12 Conference history in seven career categories: 1st in interception percentage (1.5), 6th in completion percentage (67.1), 7th in total yards (11,199), 8th in passing yards (9,166), 9th in passing touchdowns (70) and total plays (1,558) and tied for 9th in completions (733).
- RG3 is tied with Shawn Bell for most consecutive games with a TD pass in Baylor history (season/career). RG3 has thrown a TD pass in all 9 games this season, tying Bell's 9 straight to start 2006, and 11 straight dating back to last season, tying Bell (2005-06).
- RG3 became the eighth 2,000-yard rusher in program history with 103 rushing yards at Kansas (2,033). By season's end, he could become the first 10,000-yard passer in program history. He needs 834 passing yards to reach the milestone.

RG3 NAMED MIDSEASON PLAYER OF YEAR BY SEVERAL OUTLETS

- Junior QB **Robert Griffin III** continues to be rated among the top 2011 Heisman Trophy hopefuls. At the midway point of the 2011 season, RG3 accumulated a considerable amount of national attention, midseason awards and has been named to numerous watch lists.

ROBERT GRIFFIN III MIDSEASON AWARDS LIST

Midseason Offensive Player of the Year (*Sporting News, Yahoo!/Rivals*), Midseason All-American, 1st team (*SI.com, Sporting News, CBSsports.com, CFN/FoxSports.com*), Midseason All-American, 2nd team (*Phil Steele*), Midseason Big 12 Offensive Player of the Year (*CBSsports.com*), "Halfway Heisman" (*SI.com*), Maxwell Award semifinalist, Walter Camp Award watch list, Davey O'Brien Award semifinalist, Manning Award watch list, Johnny Unitas Golden Arm Award finalist, Midseason All-Big 12, 2nd team (*Phil Steele*)

RG3 1 OF 4 ALL-TIME WITH 9,000+ PASSING & 2,000+ RUSHING

- RG3 is 1 of 4 players in FBS history with more than 9,000 career passing yards and more than 2,000 career rushing yards.

PLAYER, TEAM	SEASONS	PASS	RUSH	TOTAL
1. Dan Lefevour, Central Michigan	2006-09	12,905	2,948	15,853
2. Colin Kaepernick, Nevada	2007-10	10,098	4,112	14,210
3. Tim Tebow, Florida	2006-09	9,285	2,947	12,232
4. Robert Griffin III, Baylor	2008-pres.	9,166	2,033	11,199

NATION'S 2ND-MOST POWERFUL OFFENSE

- Baylor's is the only team in FBS to average at least 200 yards rushing and 300 yards passing per game. The Bears are one of two to rank in the top 20 nationally in rushing and passing offense (Texas A&M).
- Baylor ranks second nationally in passing efficiency (189.33), total offense (567.89) and first downs (28.22), sixth in passing offense (356.89), 11th in scoring offense (40.33) and 20th in rushing offense (211.0).
- Baylor's offense is averaging 40.3 points, 567.9 yards of total offense, 356.9 passing yards and 7.5 yards per play, while completing 74.0 percent of its passes; all five currently would stand as Baylor single-season records. Baylor has already broken the single-season school record for passing touchdowns (30).
- Baylor has four games of 600+ yards total offense this season. The Bears had only seven such games in their previous 109 seasons, with two of those coming last year. Six of the 11 600-yard games in program history have been in the **Art Briles** era.
- Baylor's offensive success can be attributed to its play-caller, co-offensive coordinator **Philip Montgomery**. Montgomery and head coach Art Briles are the architects of Baylor's potent offense.

WRIGHT NAMED BILETNIKOFF SEMIFINALIST

- Senior IR **Kendall Wright** is 1 of 10 semifinalists for the 2011 Biletnikoff Award (1 of 3 from Big 12).
- Wright owns or shares almost every major single-game, single-season and career receiving record in Baylor history. Wright is the career leader in receptions (275), receiving yards (3,414) and receiving touchdowns (25).
- Wright, the single-season leader in receptions, shares the Baylor single-game receptions (12) and receiving TDs (three) records and owns the mark for single-game receiving yards, which he set with 201 Oct. 1 at Kansas State.
- Wright has caught at least one pass in all 46 career games, tied for the third-longest streak in the nation among active players in FBS. Wright trails only Houston's Tyson Carrier (49) and Oklahoma's Ryan Broyles (47).
- Wright is the only 3,000-yard receiver in program history.

LAST MEETING

OKLAHOMA 53, BAYLOR 24

NOV. 20, 2010 • WACO, TEXAS

WACO, Texas — Baylor quarterback Robert Griffin threw for a season-low 124 yards on 20 of 33 passing, and ran 12 times for 83 yards, as No. 16/14 Oklahoma knocked off the Bears 53-24.

Facing fourth down at midfield on its first drive, Baylor ran a fake punt that likely would have picked up the first down but were penalized for a false start and punted the ball away.

On the second play after that, Landry Jones threw a pass to Murray, who caught the ball coming out of the backfield, turned up the left sideline and raced 76 yards untouched.

Jones completed 26 of 39 passes for 325 yards and three touchdowns while playing only the first three quarters. Ryan Broyles had 12 catches to push his season total to 106. He had 113 yards receiving, including a 5-yard TD.

Brad Taylor had a 12-yard TD catch in the second quarter, and Jarred Salubi ran for two TDs in the fourth quarter.

SCORE BY QUARTERS

	1	2	3	4	OT	F
Oklahoma	21	13	19	0	—	53
BAYLOR	0	7	3	14	—	24

SCORING SUMMARY

- 1Q 9:50 OU — Murray 76 pass from Jones (Stevens kick)
- 6:35 OU — Murray 13 run (Stevens kick)
- 1:22 OU — Finch 8 run (Stevens kick)
- 2Q 14:29 BU — Taylor 12 pass from Griffin III (Jones kick)
- 10:02 OU — Broyles 5 pass from Jones (Stevens kick)
- 5:38 OU — Stevens 28 FG
- :54 OU — Stevens 33 FG
- 3Q 14:13 OU — Ronnell 12 interception return (Stevens kick)
- 7:54 BU — Jones 44 FG
- 7:08 OU — Stills 49 pass from Jones (Stevens kick)
- 7:01 OU — team safety
- 1:33 OU — Stevens 25 FG
- 4th 12:07 BU — Salubi 4 run (Jones kick)
- 9:28 BU — Salubi 38 run (Jones kick)

TEAM STATISTICS

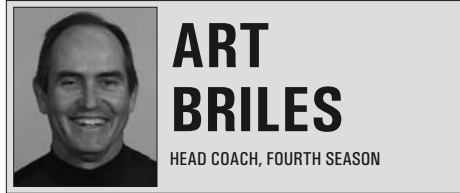
	OU	BU
First Downs	24	20
Rushing Att.-Yards	37-109	38-237
Passing Yards	353	124
Passing (C-A-I)	28-42-1	20-33-2
Total Offense	79-462	71-361
Fumbles-Lost	1-1	2-1
Penalties-Yards	3-35	11-99
Punts-Avg.	4-49.0	6-36.5
3rd-Down Conversions	9-of-18	3-of-15
4th-Down Conversions	1-of-2	2-of-4
Sacks-Yards	2-17	0-0
Time of Possession	34:17	25:43

INDIVIDUAL LEADERS

- RUSHING:** BU — Griffin III 12-83, Finley 17-82, Salubi 5-51 2 TD; OU — Murray 13-62 TD, Finch 10-33 TD, Clay 9-23.
- PASSING:** BU — Griffin III 20-33-2-124 TD; OU — Jones 26-39-1-325 3 TD, Allen 2-3-0-28.
- RECEIVING:** BU — Sampson 4-29, Reese 3-37, Wright 3-27, B. Taylor 2-10 TD; OU — Broyles 12-113 TD, Murray 6-120 TD, Stills 4-74 TD.
- TACKLES LEADERS (UA-A-T):** BU — Landor 7-3-10, P. Taylor 5-2-7 PBU, Atchison 5-1-6, Mason Jr. 0-0-0 INT; OU — Carter 8-2-10 .5 TFL, Wort 6-2-8 Sack, Jefferson 6-0-6 INT, Lewis 1-2-3 .5 TFL, INT.

TRACKING BAYLOR IN THE TOP 25

WEEK	AP	COACHES	BCS
PRESEASON	NR	NR	—
Sept. 4	20	RV	—
Sept. 11	19	24	—
Sept. 18	17	19	—
Sept. 25	15	16	—
Oct. 2	25	RV	—
Oct. 9	20	24	—
Oct. 16	RV	RV	NR
Oct. 23	RV	RV	NR
Oct. 30	NR	NR	NR
Nov. 6	RV	RV	25
Nov. 13	25	RV	22



ART BRILES

HEAD COACH, FOURTH SEASON

THE BRILES FILE

PERSONAL

Born: Dec. 3, 1955
Family: wife Jan, daughters Jancy and Staley, son Kendal, grandson Jaytn

EDUCATION

High School: Rule (Texas) High School
College: Texas Tech, 1979 (B.A.); Abilene Christian, 1984 (M.E.)

PLAYING EXPERIENCE

Rule (Texas) High School, All-State Quarterback
 University of Houston, Wide Receiver

COACHING EXPERIENCE

Career High School Record: 172-42-4 (.798)
1979 Sundown (Texas) H.S., assistant coach
1980-83 Sweetwater (Texas) H.S., assistant coach
1984-85 Hamlin (Texas) H.S., head coach/athletic director
1986-87 Georgetown (Texas) H.S., head coach/athletic director
1988-99 Stephenville (Texas) H.S., head coach/athletic director
2000-02 Texas Tech, running backs
2003-07 Houston, head coach
2008- Baylor, head coach

THE BRILES WORKSHEET

YEAR	SCHOOL	OVERALL RECORD	CONFERENCE RECORD, FINISH
2003	Houston	7-6	4-4, t4th (C-USA)
2004	Houston	3-8	3-5, t6th (C-USA)
2005	Houston	6-6	4-4, 3rd (C-USA)
2006	Houston	10-4	7-1, 1st (C-USA)
2007	Houston	8-4	6-2, t2nd (C-USA)
2008	Baylor	4-8	2-6, t5th (Big 12 South)
2009	Baylor	4-8	1-7, 6th (Big 12 South)
2010	Baylor	7-6	4-4, 4th (Big 12 South)
2011	Baylor	6-3	3-3
TOTALS	9 seasons	55-53	34-36
	UH	5 seasons	34-28
	BU	4 seasons	21-25

BRILES VS. ALL OPPONENTS

OPPONENT	UH			BU			OPPONENT	UH			BU		
	W-L	W-L	W-L	W-L	W-L	W-L		W-L	W-L	W-L	W-L	W-L	
Alabama	0-1	0-0	0-1	Oklahoma	0-1	0-3	0-4	0-1	0-3	0-4	0-4	0-4	
Army	2-0	0-0	2-0	Oklahoma State	1-0	0-4	1-4	1-0	0-4	1-4	1-4	1-4	
Buffalo	0-0	1-0	1-0	Oregon	0-2	0-0	0-2	0-2	0-0	0-2	0-2	0-2	
Colorado	0-0	1-0	1-0	Rice	4-1	2-0	6-1	4-1	2-0	6-1	2-0	6-1	
Colorado State	1-0	0-0	1-0	Sam Houston St.	1-0	1-0	2-0	1-0	1-0	2-0	1-0	2-0	
Connecticut	0-0	0-2	0-2	South Carolina	0-1	0-0	0-1	0-1	0-0	0-1	0-1	0-1	
East Carolina	2-1	0-0	2-1	SMU	2-1	0-0	2-1	2-1	0-0	2-1	0-0	2-1	
Grambling State	1-0	0-0	1-0	Southern Miss	2-3	0-0	2-3	2-3	0-0	2-3	0-0	2-3	
Hawai'i	0-1	0-0	0-1	Stephen F. Austin	0-0	1-0	1-0	0-0	1-0	1-0	1-0	1-0	
Illinois	0-0	0-1	0-1	TCU	0-2	1-1	1-3	0-2	1-1	1-3	1-1	1-3	
Iowa State	0-0	2-1	2-1	Texas	0-0	1-2	1-2	0-0	1-2	1-2	1-2	1-2	
Kansas	0-1	2-0	2-1	Texas A&M	0-0	1-3	1-3	0-0	1-3	1-3	1-3	1-3	
Kansas State	0-0	1-1	1-1	Texas Southern	1-0	0-0	1-0	1-0	0-0	1-0	0-0	1-0	
Kent State	0-0	1-0	1-0	Texas Tech	0-0	0-3	0-3	0-0	0-3	0-3	0-3	0-3	
La.-Lafayette	1-1	0-0	1-1	Tulane	5-0	0-0	5-0	5-0	0-0	5-0	0-0	5-0	
Louisville	0-2	0-0	0-2	Tulsa	2-1	0-0	2-1	2-1	0-0	2-1	0-0	2-1	
Marshall	1-0	0-0	1-0	UAB	2-1	0-0	2-1	2-1	0-0	2-1	0-0	2-1	
Memphis	1-3	0-0	1-3	UCF	1-1	0-0	1-1	1-1	0-0	1-1	0-0	1-1	
Miami (Fla.)	0-2	0-0	0-2	UTEP	2-1	0-0	2-1	2-1	0-0	2-1	0-0	2-1	
Michigan	0-1	0-0	0-1	Wake Forest	0-0	1-1	1-1	0-0	1-1	1-1	1-1	1-1	
Mississippi State	2-0	0-0	2-0	Washington State	0-0	1-0	1-0	0-0	1-0	1-0	1-0	1-0	
Missouri	0-0	2-1	2-1	UH TOTALS	34-28			UH TOTALS	34-28				
Nebraska	0-0	0-2	0-2	BU TOTALS	21-25			BU TOTALS	21-25				
Northwestern St.	0-0	2-0	2-0	CAREER TOTALS				CAREER TOTALS				55-53	

INSTANT OFFENSE IN TWO MINUTES (OR LESS)

- Baylor, which ranks 11th nationally in scoring offense (40.33 points per game) through nine games, is averaging 1:59 time of possession on 52 timed scoring drives. By comparison, Baylor averaged 2:27 on its scoring drives in 2010.
- 28 of Baylor's 52 timed scoring drives have taken less than two minutes, including 14 scoring drives of less than 60 seconds.
- Baylor has only 12 scoring drives that have taken three minutes or more — nine in the last five games.
- All four of Baylor's timed scoring drives at Kansas took less than two minutes (:26, 1:07, 1:53, :35).

A VERY BALANCED ATTACK

- All season long, Baylor's passing attack gets most of the attention for its high-power offense. However, Baylor owns one of the nation's most balanced offensive attacks.
- Baylor is the only team in FBS to average 300+ yards passing and 200+ yards rushing per game. Baylor is also one of only two schools in FBS to rank in the top 20 in both rushing offense and passing offense (Texas A&M). The Bears rank 6th nationally in passing and 20th in rushing.

HISTORIC COMEBACK MAKES BEARS BOWL-ELIGIBLE

- Baylor rallied from 24-3 down in the 4th quarter to win at Kansas and clinch bowl-eligibility for the 2nd straight season.
- The 21-point comeback was the largest 4th-quarter deficit overcome in program history. Baylor's previous best was 18 points against Kansas in 2006 and against Texas in 1936 — both home games.
- In the 4th quarter, RG3 was 10-of-11 passing for 197 yards and 2 TDs, and he scored a 49-yard rushing TD. His only incompletion was a Hail Mary as time expired in regulation.
- Baylor won when CB Joe Williams knocked away a two-point-conversion pass, giving the Bears their first OT win since a triple-overtime victory at Colorado in 2006 — it was also the Bears first road win of the season.

BEARS HAVE QUARTET OF 1,000-YARD RECEIVERS IN STARTING LINEUP

- WR Tevin Reese became Baylor's 23rd 1,000-yard receiver and the 4th current Bear with 1,000 career yards with a 12-yard catch in the first quarter at Kansas. WRs Lanear Sampson and Terrance Williams both eclipsed 1,000 career receiving yards at Oklahoma State. Sampson became the 21st 1,000-yard receiver in school history with a 41-yard grab in the third quarter, while Williams became the 22nd to reach 1,000 yards with a 72-yard TD reception in the fourth quarter.
- Reese, Sampson and Williams join Kendall Wright to give the Bears four 1,000-yard receivers in the starting lineup.

RECEIVER TRIO AMONG BIG 12'S BEST

- Baylor has three receivers ranked among the top 7 in the Big 12 in receiving yards per game.
- Kendall Wright (2nd, 119.2), Tevin Reese (6th, 78.6) and Terrance Williams (7th, 73.1) all rank among the Big 12's top 7.
- Wright (6), Williams (4) and Reese (4) have accounted for 14 of the 53 100-yard receiving games by Big 12 receivers this year.

TARGET PRACTICE

- Of the 15 different players to record a catch this season, only five Baylor players have more than 10 receptions through nine games. Led by QB Robert Griffin III's favorite target, Kendall Wright, Baylor's top four receivers have combined for 192 of the Bears' 230 total receptions (83.5 percent) — Wright (81), Terrance Williams (41), Tevin Reese (40) and Lanear Sampson (30).
- All 24 of RG3's 30+ yard passes this season have gone to 1 of those 4 receivers (Wright-9, Reese-7, Williams-5, Sampson-3).
- Baylor's top four receivers — Wright, Reese, Williams and Sampson — are each averaging more than 12 yards per reception.

STILL AMONG NATION'S BEST

- QB Robert Griffin III ranks 2nd nationally in completion percentage (74.17), points responsibility (22.89) and total offense (396.78) and 3rd in passing efficiency (188.58) and yards per attempt (10.24). He's also tied for 4th in passing TDs (29) and 6th in passing yards per game (343.67).

PIN-POINT ACCURACY

- QB Robert Griffin III, who is the Baylor single-season and career completion percentage leader, has completed 74.17 percent of his passes (224-of-302) through nine games. He also owns two Baylor single-game completion percentage records — 90.4 percent against Stephen F. Austin (19-of-21, minimum of 20 attempts) and 87.9 percent against Rice (29-of-33, minimum of 30 attempts).
- RG3 ranks third nationally in passing efficiency (188.58) and is on pace to break the NCAA single-season record (186.00).

FIRST, SECOND AND THIRD (DOWN) OPTION

- Senior IR Kendall Wright has always had a knack for being on the receiving end of a big pass play. Robert Griffin III's favorite target, Wright accounts for 40 percent of RG3's first-down completions (48 of 120), 29 percent of his second-down completions (21 of 72) and 33 percent of his third-down completions (10 of 30).

GANAWAY ON TRACK TO BECOME 8TH 1,000-YARD RUSHER

- Senior RB Terrance Ganaway, who ranks 21st in Baylor history with 1,384 career rushing yards, has 889 rushing yards on 148 carries through 9 games. His 889 rushing yards currently rank as the 10th-best single-season total in program history. Ganaway needs 111 yards to post the eighth 1,000-yard rushing season in program history.
- If Ganaway reaches the millennium mark, Baylor will have 1,000-yard rushers in back-to-back seasons for only the second time in program history. Steve Beaird (1,104) and Cleveland Franklin (1,112) rushed for 1,000 yards in 1974 and 1975, respectively. Last season, Jay Finley rushed for a school-record 1,218 yards.

THE WRIGHT NCAA STUFF

- RG3 is not the only Baylor player currently ranked among the active FBS career leaders. His favorite target, senior IR Kendall Wright, ranks in the top 20 of five career categories — 275 receptions (3rd), 3,414 receiving yards (4th), 25 receiving TDs (10th), 6.0 receptions per game (10th) and 74.2 receiving yards per game (13th).

MAKING IT LOOK EASY

- QB **Robert Griffin III** has tossed 64 career passes of 30+ yards, accumulating 2,951 total yards (46.1 yards per pass). More than 32 percent of RG3's career passing production has come from passes of 30+ yards (2,951 of 9,166 yards).
- During Baylor's 2010 Texas Bowl run, RG3 completed 21 passes of 30+ yards, totaling 1,005 yards (47.9 yards per pass). This season, RG3 has 24 passes of 30+ yards, totaling 1,135 yards (47.3 yards per pass).
- After breaking the Baylor single-game passing yards record with 430 at Texas A&M, RG3 threw for 425 yards at Oklahoma State and 406 yards against Missouri, giving him three straight games of 400-plus passing yards. He is credited with 4 of Baylor's 8 all-time 400-yard passing games.

RG3 AIRING IT OUT

- QB **Robert Griffin III** has thrown at least one pass of 60+ yards in 7 of 9 games this season – all for touchdowns.
- RG3 has thrown 9 passes of 50+ yards (77, 72, 68, 67, 66, 64, 64, 52, 50).
- RG3 has hit 4 different receivers for plays of 60+ yards (**Terrance Williams, Tevin Reese, Kendall Wright, Lanear Sampson**).

THERE'S NO PLACE LIKE HOME FOR RG3

- Robert Griffin III** has put up impressive numbers in leading Baylor to a 5-0 record at Floyd Casey Stadium this season. RG3 has completed 77.6 percent of his passes (118-of-152) and thrown 17 TDs without an interception in five home games in 2011. His passing efficiency in those games is 201.86.
- RG3's last interception at home was nearly a year ago – Nov. 20, 2010 vs. Oklahoma. He's thrown 171 straight passes at home without an interception.
- In four road games, RG3 has completed 70.7 percent of his passes (106-of-150) for 1,513 yards with 12 TDs and five interceptions. His passing efficiency in road games is 175.13, and he's averaging just over 378.25 passing yards per game.

ELLIOTT MAKING BIG PLAYS

- Sophomore DE **Tevin Elliott**, a preseason All-Big 12 selection who had 9.0 tackles-for-loss and five sacks last season, leads the team with 7.0 TFLs and 3.0 sacks through 9 games. But his biggest plays thus far have been an interception at Texas A&M and two fumble recoveries, the latter of the two resulting in an 86-yard TD return in a win over Iowa State.
- On three straight plays at Kansas, Elliott had a QB hurry that resulted in an interception, a 5-yard sack and a 1-yard TFL.

DEFENSIVE RETURNS IN THE BIG 12 ERA

- DE **Tevin Elliott's** 86-yard fumble return for a touchdown Oct. 8 vs. Iowa State is Baylor's longest defensive scoring play in the Big 12 era and the longest fumble return for a score since **Keith Caldwell's** 86-yard return Oct. 10, 1992, at TCU.
- Elliott's fumble return for a TD was the first by a Baylor player since the late **Anthony Arline** returned a fumble 40 yards for a score Sept. 16, 2006, vs. Washington State in Seattle.
- Baylor has 13 fumble returns for TDs in the Big 12 era, and 28 total defensive returns for TDs (13 fumble, 15 interception).
- Baylor's defense has forced at least one turnover in all nine games this season.

UNASSISTED SECONDARY

- Five Baylor secondary members have recorded 10 or more unassisted tackles than assisted tackles. S **Mike Hicks** (50-20) leads the team with 70 total tackles. S **Chance Casey** has 48 total tackles – including 40 solo stops – a team-leading 51 of S **Sam Holl's** 65 tackles have been of the unassisted variety, CB **K.J. Morton** has gone solo on 31 of his 41 tackles and CB **Joe Williams** has recorded solo stops on 26 of his 30 total tackles.

SPREAD OFFENSE

- 10 different Bears have scored an offensive touchdown through nine games – RB **Terrance Ganaway** (11), IR **Kendall Wright** (9), WR **Terrance Williams** (8), IR **Tevin Reese** (6), QB **Robert Griffin III** (5), WR **Lanear Sampson** (3), RB **Glasco Martin** (2), TE **Jerod Monk** (2), TE **Jordan Najvar** (1), and RB **Jarred Salubi** (1).

RG3 AMONG BAYLOR'S WINNINGEST QUARTERBACKS

- Arguably the most dynamic player in program history, junior QB **Robert Griffin III** is among Baylor's 10 all-time winningest signal-callers. RG3 ranks second all-time with an 19-17 overall record. Griffin III, the winningest Baylor quarterback in the Big 12 era, needs four wins to tie **J.J. Joe** (1990-93) for the career school record (Joe was 23-15-1 in four seasons).

STARTING LINEUP STABILITY

- Through nine games, there have been 11 Baylor players to start every game this season – six on offense (QB **Robert Griffin III**, LT **Cyril Richardson**, LG **Cameron Kaufhold**, C **Philip Blake**, RG **Ivory Wade** and RT **Robert T. Griffin**) and five on defense (LB **Elliot Coffey**, NB **Ahmad Dixon**, DE **Terrance Lloyd**, S **Mike Hicks** and NT **Nicolas Jean-Baptiste**).

ROSTER LOADED WITH FORMER QUARTERBACKS

- In addition to the four QBs listed, seven former signal-callers are on Baylor's roster, including two that were originally recruited to play quarterback out of high school. Defensive back **Joe Williams** played QB in high school, but moved to defense in college.
- Six other Bears played the QB position in high school – IR **Darius Jones**, TE **Jerod Monk**, TE **Jordan Najvar**, LB **Matt Ritchey**, LB **Brody Trahan** and IR **Kendall Wright**.

BAYLORBears.COM

- Baylor's official athletic web site can be found at www.BaylorBears.com. The comprehensive site, which includes releases, photos, biographical sketches, blogs and audio broadcasts, is part of the CBS College Sports network. CBS College Sports currently hosts sites for more than 100 universities, including nine Big 12 schools.

RECORD BREAKDOWN

Current Streak	Won 2
Current Home Streak	Won 5
Current Road Streak	Won 1
Last Win	31-30 (OT) at Kansas (11/12/11)
Last Road Win	31-30 (OT) at Kansas (11/12/11)
Last Loss	24-59 at Oklahoma State (10/29/11)
Last Road Loss	24-59 at Oklahoma State (10/29/11)

	2011	BRILES ERA
Home	5-0	15-9
Away	1-3	6-15
Natural Grass	0-1	1-9
Artificial Turf	6-2	20-16
Day Games	1-3	6-18
Night Games	5-0	15-7
Televised Games	4-3	13-20
vs. Ranked Opponents	1-2	2-15

August	0-0	0-1
September	3-0	10-3
October	1-3	7-11
November	2-0	4-9
December	0-0	0-1

Leading at Halftime	4-1	16-5
Trailing at Halftime	2-2	5-19
Tied at Halftime	0-0	0-1
Scoring First	3-2	11-8
Opponent Scoring First	3-1	10-17

Score < 20 Points	0-0	0-12
Score 20+ Points	6-3	21-13
Score 30+ Points	6-1	19-3
Score 40+ Points	5-0	11-0
Opponent Scores < 20 Points	1-0	10-0
Opponent Scores 20+ Points	5-3	11-25
Opponent Scores 30+ Points	4-3	6-22
Opponent Scores 40+ Points	1-2	2-11

Gain < 20 First Downs	0-0	2-15
Gain 20+ First Downs	6-3	19-10
Opponent Gains < 20 First Downs	2-0	10-1
Opponent Gains 20+ First Downs	4-3	11-24

More Rushing Yards Than Opponent	4-0	17-7
Fewer Rushing Yards Than Opponent	2-3	4-18
Rush For < 100 Yards	0-2	1-12
Rush For 100+ Yards	6-1	20-13
Opponent Rushes For < 100 Yards	1-0	9-1
Opponent Rushes For 100+ Yards	5-3	12-24

More Passing Yards Than Opponent	5-3	15-9
Fewer Passing Yards Than Opponent	1-0	6-16
Pass For < 200 Yards	0-0	2-9
Pass For 200+ Yards	6-3	19-16
Opponent Passes For < 200 Yards	2-1	10-6
Opponent Passes For 200+ Yards	4-2	11-19

More Total Yards Than Opponent	6-2	18-5
Fewer Total Yards Than Opponent	0-1	3-20
Gain < 300 Total Yards	0-0	0-11
Gain 300+ Total Yards	6-3	21-14
Opponent Gains < 300 Total Yards	1-0	8-1
Opponent Gains 300+ Total Yards	5-3	13-24

Commit No Turnovers	0-0	5-6
Commit < 3 Turnovers	5-1	19-15
Commit 3+ Turnovers	1-2	2-10
Force < 3 Turnovers	5-3	14-24
Force 3+ Turnovers	1-0	7-1

Commit < 6 Penalties	2-1	4-4
Commit 6+ Penalties	4-2	17-21

3rd Down % < 25	0-0	1-8
3rd Down % 25-49	2-2	10-12
3rd Down % 50+	4-1	10-5
Opponent 3rd Down % < 25	0-0	1-0
Opponent 3rd Down % 25-49	4-1	14-10
Opponent 3rd Down % 50+	2-2	6-15

Trail Time of Possession	5-2	13-20
Lead Time of Possession	1-1	8-5

GAME 10 – OKLAHOMA 2011 BAYLOR IN-SEASON HONORS

PHILIP BLAKE

Rimington Trophy watch list
Midseason All-Big 12, 2nd team (*Phil Steele*)

CHANCE CASEY

Midseason All-Big 12, 3rd team (*Phil Steele*)

ELLIOT COFFEY

Big 12 Defensive Player of the Week, Nov. 14

TERRENCE GANAWAY

Midseason All-Big 12, 3rd team (*Phil Steele*)

ROBERT GRIFFIN III

Midseason Offensive Player of the Year (*Sporting News, Yahoo!Rivals*)

Midseason All-American, 1st team (*SI.com, Sporting News, CBSSports.com, CollegeFootballNews.com*)

Midseason All-American, 2nd team (*Phil Steele*)

Midseason Big 12 Offensive Player of the Year (*CBSsports.com*)
"Halfway Heisman" (*SI.com*)

Capital One Academic All-District VII (CoSIDA)

Maxwell Award semifinalist

Davey O'Brien Award semifinalist

Johnny Unitas Golden Arm Award finalist (1 of 5)

Walter Camp Award watch list

Manning Award watch list

All-American Player of the Week, Sept. 4 (AT&T)

National Player of the Week, Sept. 4 (*Yahoo!Rivals, HeismanPundit.com*)

National Offensive Player of the Week, Sept. 4 (Walter Camp)

National Impact Performer of the Week, Sept. 4 (Capital One Cup)

National Impact Performer of the Week, Sept. 28 (Capital One Cup)

National Impact Performer of the Week, Nov. 9 (Capital One Cup)

National QB of the Week, Sept. 4 (Davey O'Brien Award)

Manning Award Star of the Week, Nov. 14

Midseason All-Big 12, 2nd team (*Phil Steele*)

Big 12 Offensive Player of the Week, Sept. 6

Big 12 Player of the Week, Sept. 4 (*Yahoo!Rivals*)

ESPN College Football Final Helmet Sticker, Sept. 4

2011 Allstate AFCA Good Works Team

ROBERT T. GRIFFIN

Midseason All-American, honorable mention (*Phil Steele*)

Midseason All-Big 12, 1st team (*Phil Steele*)

MIKE HICKS

Midseason All-Big 12, 2nd team (*Phil Steele*)

NICOLAS JEAN-BAPTISTE

Midseason All-Big 12, 2nd team (*Phil Steele*)

AARON JONES

Lou Groza Award watch list

Big 12 co-Special Teams Player of the Week, Sept. 6

GARY MASON JR.

Midseason All-Big 12, 3rd team (*Phil Steele*)

LEVI NORWOOD

Midseason All-Big 12, 1st team (*Phil Steele*)

CYRIL RICHARDSON

2011 All-Spring Team (*Rivals.com*)

KENDALL WRIGHT

Midseason All-American, 1st team (*Phil Steele*)

Midseason All-American, 3rd team (*CollegeFootballNews.com*)

Biletnikoff Award semifinalist

Midseason All-Big 12, 1st team (*Phil Steele*)

Paul Hornung Award Weekly Honor Roll, Sept. 5

A TRADITION OF EXCELLENCE ON THE FIELD

- In the Big 12's 15-year history, Baylor has won a combined 42 regular-season and tournament conference championships in eight sports; 13 more than it won in 81 years of Southwest Conference membership. Baylor's 42 all-time Big 12 titles ranks fifth overall (and No. 4 among the current 10-school league line-up behind Texas, Texas A&M and Oklahoma).
- Over the last eight academic years (2003-04 thru 2010-11), Baylor has won a combined 33 Big 12 regular-season and tournament championships in six sports, which ranks third behind Texas (58) and Texas A&M (39) in that period, and ahead of Nebraska (29) and Oklahoma (28).
- In that same span, Baylor has won two NCAA team championships (2004 men's tennis and 2005 women's basketball) and 13 NCAA individual titles, while registering seven of its 10 highest finishes in the Learfield Directors' Cup all-sports standings.
- Seventeen of Baylor's 19 sports' teams have made at least one postseason appearance over the last eight years with men's basketball reaching the 2009-10 Elite 8; women's basketball advancing to a pair of Final Fours (2004-05 national champions and 2009-10), baseball making the 2005 College World Series, softball advancing to the 2007 and 2011 (fourth-place) Women's College World Series, men's tennis advancing to nine consecutive Elite 8's (including the 2004 NCAA team championship, which started a run of four straight Final Four appearances) and women's tennis's five Elite 8's which includes a pair of Final Four appearances in 2008 and 2011.
- Prominent Baylor athletes include Olympic gold medalists **Michael Johnson** and **Jeremy Wariner**; **Mike Singletary**, NFL Hall of Famer; **Ted Lyons**, MLB Hall of Famer; 2007 NBA Finals participants **David Wesley** and **Melvin Hunt**; 2007 NFL Super Bowl XLI participants **Fred Miller** and **Justin Snow**; Current MLB players include **David Murphy** and **Kelly Shoppach**.
- Baylor has produced some top NFL prospects in recent years. **Phil Taylor** (Cleveland Browns) and **Danny Watkins** (Philadelphia Eagles) were selected in the first round of the 2011 NFL Draft, while **Jason Smith** (St. Louis Rams) was the number two overall pick in the 2009 NFL Draft. Baylor has produced at least one NFL Draft selection in 69 of 75 all-time NFL Drafts, including 37 consecutive years with at least pick from 1937-73).

A TRADITION OF EXCELLENCE OFF THE FIELD

- The combined GPA of all 400+ Baylor student-athletes during the 2010-11 academic year was a school-record 3.20.
- Sixteen of Baylor's 19 teams registered a 2011 spring semester GPA of at least a 3.00; and 15 programs had at least a 3.00 team GPA for both the fall 2010 and spring 2011 terms.
- A school record 578 Baylor student-athletes earned 2010-11 Big 12 Commissioner's Honor Roll status
- A school record 115 Baylor student-athletes received 2010-11 Academic All-Big 12 recognition in their respective spot.

BAYLOR FOOTBALL ON THE RADIO

- Baylor football is aired live via the Baylor-IMG College Radio Network on ESPN Central Texas and flagship station 1660 AM ESPN Radio (KRZI) in Waco and worldwide on Sirius XM Radio. All games are broadcast by the "Voice of the Bears" **John Morris** and former Baylor standouts **J.J. Joe** (analyst) and **Ricky Thompson** (sideline reporter). Morris is in his 25th year in the Baylor broadcast booth, while Thompson and Joe are in their 12th and 8th years, respectively.
- The radio call from all of Baylor's games can be heard free of charge live on the Internet at www.BaylorBears.com.
- In addition to the flagship radio station, 2011 Baylor football games will also air in Abilene (KSLI 1280 AM), Amarillo, Arlington (KSKY 95.5 FM), Austin (KZKN 1530 AM / KWNX 1260 AM), Dallas (KSKU 92.9 FM), Dallas / Fort Worth (KSKY 630 AM), Fort Worth (KSKY 99.9 FM), Houston (KNTH 1070 AM), Killeen (KHLE 106.9 FM), Lubbock (KFYO 790 AM / KKAN 1340 AM), Lufkin (KYBI 100.1 FM), San Antonio (KSLR 630 AM) and Tyler (KPXI 100.7 FM).

BAYLOR HOME-ROAD SPLITS

	HOME (5-0)	ROAD (1-3)
POINTS PER GAME	49.0	29.5
OPPONENT POINTS PER GAME	28.8	45.0
RUSHING YARDS PER GAME	279.4	125.5
OPPONENT RUSHING YARDS PER GAME	178.0	274.8
PASSING YARDS PER GAME	335.6	383.5
OPPONENT PASSING YARDS PER GAME	240.4	235.8
PASSING (COMP-ATT-INT-TD)	123-158-0-17	107-153-5-12
OPPONENT PASSING (COMP-ATT-INT-TD)	111-182-4-13	79-129-5-12
TOTAL OFFENSE PER GAME	615.0	509.0
OPPONENT TOTAL OFFENSE PER GAME	418.4	510.5
3RD-DOWN CONVERSIONS	28-56 (50%)	22-53 (42%)
OPPONENT 3RD-DOWN CONVERSIONS	31-77 (40%)	37-65 (57%)
4TH-DOWN CONVERSIONS	3-5 (60%)	11-15 (73%)
OPPONENT 4TH-DOWN CONVERSIONS	4-8 (50%)	5-5 (100%)
SACKS BY-YARDS	10-67	4-33
OPPONENT SACKS BY-YARDS	8-55	12-61
RED-ZONE SCORES	20-27 (74%)	8-13 (62%)
RED-ZONE TOUCHDOWNS	18-27 (67%)	6-13 (46%)

SCORE BY QUARTERS	1ST	2ND	3RD	4TH	OT	TOTAL
BAYLOR-HOME	45	89	80	31	-	245
OPPONENTS-HOME	30	38	13	63	-	144
BAYLOR-ROAD	14	24	31	42	7	118
OPPONENTS-ROAD	37	41	38	24	6	150

DEPTH CHART

OFFENSE

WR	3	LANEAR SAMPSON (5-11, 200, JR.)
	7	Darius Jones (5-10, 180, So.)
IR	16	TEVIN REESE (5-10, 160, SO.)
	42	Levi Norwood (6-2, 180, RFr.)
LT	68	CYRIL RICHARDSON (6-5, 330, SO.)
	77	Kelvin Palmer (6-4, 270, So.)
LG	71	CAMERON KAUFHOLD (6-4, 315, JR.)
	63	John Jones (6-4, 320, Sr.)
C	74	PHILIP BLAKE (6-3, 320, SR.)
	61	Tim Smith (6-4, 285, RFr.)
RG	79	ROBERT T. GRIFFIN (6-6, 330, SR.)
	70	Jake Jackson (6-3, 300, Jr.)
RT	78	IVORY WADE (6-4, 300, JR.)
	75	Troy Baker (6-6, 300, RFr.)
TE	18	JORDAN NAJVAR (6-6, 260, SO.)
or	20	JEROD MONK (6-5, 260, JR.)
IR	1	KENDALL WRIGHT (5-10, 190, SR.)
	23	Clay Fuller (6-1, 195, Fr.)
WR	2	TERRANCE WILLIAMS (6-3, 190, JR.)
	5	Antwan Goodley (5-10, 210, RFr.)
QB	10	ROBERT GRIFFIN III (6-2, 220, JR.)
	14	Bryce Petty (6-3, 220, RFr.)
TB	24	TERRANCE GANAWAY (6-0, 240, SR.)
	8	Glasco Martin (6-1, 205, So.)
UB	21	JARRED SALUBI (5-9, 210, JR.)
FB	48	ERIK WOLFE (6-1, 255, SO.)

DEFENSE

DE	11	TERRANCE LLOYD (6-3, 230, SO.)
	18	Tevin Elliott (6-3, 250, So.)
	92	Jared Edwards (6-4, 270, Jr.)
DT	13	TRACY ROBERTSON (6-4, 280, SR.)
	76	Nick Johnson (6-1, 295, Jr.)
NG	90	NICOLAS JEAN-BAPTISTE (6-2, 335, SR.)
	49	Kaeron Johnson (6-2, 320, Jr.)
DE	10	GARY MASON JR. (6-4, 265, JR.)
	31	Chris McAllister (6-2, 250, So.)
WLB	26	RODNEY CHADWICK (6-0, 235, JR.)
	15	Brody Trahan (5-11, 215, So.)
MLB	4	ELLIOT COFFEY (6-0, 235, SR.)
	44	Bryce Hager (6-1, 230, RFr.)
NB	6	AHMAD DIXON (6-0, 200, SO.)
	19	LeQuince McCall (6-1, 220, So.)
CB	22	JOE WILLIAMS (5-9, 190, SO.)
	24	T.C. Robinson (5-10, 180, RFr.)
DS	25	SAM HOLL (6-1, 200, SO.)
	33	Josh Wilson (6-0, 190, Jr.)
CS	17	MIKE HICKS (5-11, 195, JR.)
	38	Collin Brence (5-11, 190, Fr.)
CB	8	K.J. MORTON (5-10, 185, SO.)
	27	Tyler Stephenson (5-11, 160, So.)

SPECIAL TEAMS

PK	43	AARON JONES (6-3, 185, SO.)
	40	Ben Parks (6-1, 210, Sr.)
P	36	SPENCER ROTH (6-4, 230, FR.)
	40	Ben Parks (6-1, 210, Sr.)
KR	5	ANTWAN GOODLEY (5-10, 210, RFR.)
	7	DARIUS JONES (5-10, 180, SO.)
PR	42	LEVI NORWOOD (6-2, 180, RFR.)
	1	Kendall Wright (5-10, 190, Sr.)
DS/K	50	JIMMY LANDES (6-0, 215, FR.)
	65	Zach Northern (6-1, 270, So.)
DS/P	65	ZACH NORTHERN (6-1, 270, SO.)
	50	Jimmy Landes (6-0, 215, Fr.)
H	15	BRODY TRAHAN (5-11, 215, SO.)
	36	Spencer Roth (6-4, 230, Fr.)

CAREER STARTS

38	Kendall Wright
36	Robert Griffin III
33	Philip Blake
29	Ivory Wade
28	Laneer Sampson
24	Tracy Robertson
22	Chance Casey, Cameron Kaufhold
19	Robert T. Griffin
18	Elliot Coffey, Nicolas Jean-Baptiste
17	Terrance Williams
16	Gary Mason Jr.
13	Terrance Lloyd, Cyril Richardson
10	Tevin Reese
9	Terrance Ganaway, Ahmad Dixon, Mike Hicks
8	Tevin Elliott
7	Nick Florence, Rodney Chadwick, K.J. Morton
6	Sam Holl,
5	Jordan Najvar, Tyler Stephenson, Jarred Salubi, Joe Williams
4	Kaeron Johnson
2	Chris McAllister, Brody Trahan
1	Antwan Goodley, Jerod Monk, Josh Wilson

CONSECUTIVE STARTS

34	Philip Blake
29	Ivory Wade
22	Robert Griffin III

CAREER GAMES PLAYED

46	Ben Parks, Kendall Wright
45	Nicolas Jean-Baptiste
43	Elliot Coffey
40	Tracy Robertson
37	Robert Griffin III
34	Philip Blake, Terrance Ganaway, Cameron Kaufhold, Jarred Salubi, Laneer Sampson, Terrance Williams
33	Kaeron Johnson, John Jones
32	Mike Hicks, Ivory Wade
31	Gary Mason Jr., Jerod Monk
30	Chance Casey
29	Rodney Chadwick
27	Jared Edwards
26	Jake Jackson
22	Tevin Elliott, Robert T. Griffin, Aaron Jones, Darius Jones, Chris McAllister, Tevin Reese, Brody Trahan
21	LeQuince McCall, Cyril Richardson
20	Ahmad Dixon, Sam Holl, Prince Kent
19	Zach Northern
17	Travis McClain
16	Nick Florence, Erik Wolfe
15	Marcus Santa Cruz, Terrance Lloyd
14	Kelvin Palmer
13	Isaac Williams
12	Tyler Stephenson, Glasco Martin
10	Anthony Moore
9	Reggie Rice, Collin Brence, Clay Fuller, Cordarius Golston, Bryce Hager, Jordan Najvar, Levi Norwood, Matt Ritchey, Robert Singletary, Joe Williams
8	Stefan Huber, Jimmy Landes, K.J. Morton, Josh Wilson
7	Spencer Roth
6	Michael Valdez, Antwan Goodley, Nick Johnson
4	Alex Bonilla, Demetri Goodson, Bryce Petty
3	Rhett Butler, Clarence Lee, Jeremie Roberts
2	Thomas Draper, Tim Smith, Bryan Swindoll
1	Luke Burleson, Christian Coggan, Jeff LePak

PRONUNCIATION GUIDE

TUSWANI Copeland	too-SWAH-nee
DEVANTE Davis	dih-VAHN-tay
KEDRICK Dial	KEY-drick
DEMETRI Goodson	duh-MEE-tree
Sam HOLL	HALL
DESMINE Hilliard	DEZ-mihn
STEFAN HUBER	stuh-FAWN HUE-buhr
Nicolas JEAN-BAPTISTE	ZHAN-bap-TEEST
KAERON Johnson	KAY-ron
Cameron KAUFHOLD	COUGH-old
SULEIMAN MASUMBUKO	SUE-luh-muhn mah-soom-BOO-koh
LEQUINCE McCall	luh-KWINCE
Jordan NAJVAR	NYE-vuhr (like "diver")
Jarred SALUBI	suh-LOOB-ee
LACHE Seastrunk	"lake"
CYRIL Richardson	SEER-ull
LANEAR Sampson	luh-NEER
Brody TRAHAN	TRAW-hawn

SINGLE-SEASON RECORDS CHARTS – BAYLOR

RUSHING – INDIVIDUAL

YARDS				
PLAYER	SEASON	ATT	AVG	YDS
1. Jay Finley	2010	195	6.25	1,218
2. Walter Abercrombie	1980	229	5.18	1,187
3. Jerod Douglas	1995	211	5.28	1,114
4. Cleveland Franklin	1975	200	5.56	1,112
5. Steve Beaird	1974	267	4.13	1,104
6. Rashad Armstrong	2003	258	4.16	1,074
7. Alfred Anderson	1983	231	4.53	1,046
8. Walter Abercrombie	1981	218	4.27	931
9. Brandell Jackson	1993	171	5.26	899
10. Terrance Ganaway	2011	148	6.01	889

TOUCHDOWNS

PLAYER	SEASON	ATT	YDS	TD
1. Steve Beaird	1974	267	1,104	13
Robert Griffin III	2008	173	843	13
3. Jay Finley	2010	195	1,218	12
4. Don Trull	1963	98	119	10
Alfred Anderson	1983	231	1,046	10
Terrance Ganaway	2011	148	889	10
7. L.G. Dupre	1952	80	453	9
Gary Lacy	1973	146	666	9
Walter Abercrombie	1980	229	1,187	9
10. Cleveland Franklin	1975	200	1,112	8
Gary Blair	1976	225	857	8
Alfred Anderson	1982	201	837	8
Jerod Douglas	1995	211	1,114	8
Jonathan Golden	2002	112	392	8
Robert Griffin III	2010	149	635	8

PASSING – INDIVIDUAL

YARDS					
PLAYER	SEASON	ATT	CMP	PCT	YDS
1. Robert Griffin III	2010	454	304	.670	3,501
2. Robert Griffin III	2011	302	224	.742	3,093
3. Blake Szymanski	2007	461	264	.573	2,844
4. Shawn Bell	2006	383	241	.629	2,582
5. Cody Carlson	1986	287	157	.547	2,284

COMPLETIONS

PLAYER	SEASON	ATT	YDS	CMP
1. Robert Griffin III	2010	454	3,501	304
2. Blake Szymanski	2007	461	2,844	264
3. Shawn Bell	2006	383	1,582	241
4. Robert Griffin III	2011	302	3,093	224
5. Shawn Bell	2005	320	1,964	190

COMPLETION PCT MINIMUM 125 ATTEMPTS

PLAYER	SEASON	ATT	CMP	PCT
1. Robert Griffin III	2011	302	224	.742
2. Robert Griffin III	2010	454	304	.670
3. Shawn Bell	2006	383	241	.629
4. Nick Florence	2009	266	165	.620
5. Robert Griffin III	2008	267	160	.599

TOUCHDOWNS

PLAYER	SEASON	ATT	CMP	YDS	TD
1. Robert Griffin III	2011	302	224	3,093	29
2. Blake Szymanski	2007	461	264	2,844	22
Robert Griffin III	2008	454	304	3,501	22
4. Shawn Bell	2006	383	241	2,582	19
5. Terry Southall	1966	337	173	1,986	16

TD-INT RATIO

PLAYER	SEASON	TD	INT	PCT
1. Shawn Bell	2004	6	0	6.000
2. Robert Griffin III	2011	29	5	5.800
3. Robert Griffin III	2008	15	3	5.000
4. Robert Griffin III	2010	22	8	2.750
5. Adrian Burk	1949	14	6	2.333

PASSING – INDIVIDUAL

PASSING EFFICIENCY MINIMUM 100 ATTEMPTS

PLAYER	SEASON	CMP	ATT	PCT	YDS	TD	INT	RATING
1. Robert Griffin III	2011	224	302	.742	3,093	29	5	188.55
2. Robert Griffin III	2010	304	454	.670	3,501	22	8	144.20
3. Tom Muecke	1985	86	156	.551	1,448	11	10	143.55
4. Cody Carlson	1983	98	180	.544	1,617	12	8	143.02
5. Robert Griffin III	2008	160	267	.599	2,091	15	3	142.00
6. Adrian Burk	1949	110	191	.576	1,428	14	6	138.30
7. J.J. Joe	1992	88	189	.466	1,765	14	13	135.69
8. Tom Muecke	1983	57	110	.518	838	8	4	132.54
9. J.J. Joe	1991	109	206	.529	1,853	7	8	131.92
10. Jeff Watson	1996	67	127	.528	858	10	3	130.77

NOTE: Passing Efficiency is determined by the following formula – completion percentage plus (yards per attempt times 8.4) plus (percentage of attempts for touchdown times 3.3) minus (percentage of attempts times two).

RECEIVING – INDIVIDUAL

RECEPTIONS				
PLAYER	SEASON	YDS	AVG	REC
1. Kendall Wright	2011	1,073	13.25	81
2. Kendall Wright	2010	952	12.21	78
3. Reggie Newhouse	2002	1,140	15.20	75
4. Lawrence Elkins	1963	873	12.47	70
5. Kendall Wright	2009	740	11.21	66
6. Gerald McNeil	1983	1,034	16.68	62
7. Reggie Newhouse	2001	706	11.57	61
8. Brandon Whitaker	2007	425	7.33	58
9. Harlan Lane	1965	643	11.48	56
10. Dominique Zeigler	2004	536	9.75	55
Terrance Williams	2011	658	16.05	41
Tevin Reese	2011	707	17.68	40

YARDS

PLAYER	SEASON	REC	AVG	YDS
1. Reggie Newhouse	2002	75	15.20	1,140
2. Kendall Wright	2011	81	13.25	1,073
3. Gerald McNeil	1983	62	16.68	1,034
4. Kendall Wright	2010	78	12.21	952
5. Charles Dancer	1973	53	17.49	927
6. Lawrence Elkins	1963	70	12.47	873
7. Lawrence Elkins	1964	50	17.02	851
8. Melvin Bonner	1991	34	24.59	836
9. Gerald McNeil	1982	52	15.81	822
10. Melvin Bonner	1992	39	20.97	818
Tevin Reese	2011	40	17.68	707
Terrance Williams	2011	41	16.05	658

TOUCHDOWNS

PLAYER	SEASON	REC	YDS	TD
1. Melvin Bonner	1992	39	818	11
2. Kendall Wright	2011	81	1,073	9
3. Lawrence Elkins	1963	70	873	8
Gerald McNeil	1983	62	1,034	8
Bruce Davis	1983	42	755	8
Reggie Newhouse	2001	61	706	8
Trent Shelton	2006	53	802	8
Thomas White	2007	34	475	8
Terrance Williams	2011	41	658	8
Tevin Reese	2011	40	707	6

YARDS PER RECEPTION

PLAYER	SEASON	REC	YDS	AVG
1. Melvin Bonner	1991	34	836	24.59
2. Melvin Bonner	1992	39	818	20.97
3. Marvin Callies	1993	22	435	19.77
4. Matt Clark	1985	29	540	18.62
5. Glenn Pruitt	1984	32	586	18.31
6. Matt Clark	1986	23	418	18.17
7. Bruce Davis	1983	42	755	17.98
8. Tevin Reese	2011	40	707	17.68
9. Charles Smith	1952	21	370	17.62
10. Charles Dancer	1973	53	927	17.49

TOTAL OFFENSE – INDIVIDUAL

TOTAL PLAYS				
PLAYER	SEASON	RUSH	PASS	PLAYS
1. Robert Griffin III	2010	149	454	603
2. Blake Szymanski	2007	61	461	522
3. Robert Griffin III	2008	173	267	440
4. Robert Griffin III	2011	117	302	419
5. Shawn Bell	2006	27	383	410

TOTAL YARDS

PLAYER	SEASON	RUSH	PASS	YDS
1. Robert Griffin III	2010	635	3,501	4,136
2. Robert Griffin III	2011	478	3,093	3,571
3. Blake Szymanski	2007	98	2,844	2,942
4. Robert Griffin III	2008	843	2,091	2,934
5. Cody Carlson	1986	356	2,284	2,640

YARDS PER PLAY MINIMUM 100 PLAYS

PLAYER	SEASON	PLAYS	YDS	AVG
1. Robert Griffin III	2011	419	3,571	8.523
2. Cody Carlson	1983	209	1,577	7.545
3. Robert Griffin III	2010	603	4,136	6.859
4. Cody Carlson	1986	394	2,640	6.701
5. Robert Griffin III	2008	440	2,934	6.668

TD RESPONSIBILITY PASSING & RUSHING

PLAYER	SEASON	RUSH	PASS	TD
1. Robert Griffin III	2011	5	29	34
2. Robert Griffin III	2010	8	22	30
3. Robert Griffin III	2008	13	15	28
4. Blake Szymanski	2007	1	22	23
5. Don Trull	1963	10	12	22

SCORING – INDIVIDUAL

POINTS					
PLAYER	SEASONS	TD	FG	PAT	PTS
1. Wesley Bradshaw	1921	14	6	17	119
2. Aaron Jones	2010	0	19	46	103
3. Steve Beaird	1974	16	–	–	96
4. Jack Wilson	1929	14	1	–	85
5. Robert Griffin III	2008	13	–	–	78
6. Jeff Ireland	1989	–	18	21	75
7. Jarvis Van Dyke	1994	–	9	46	73
8. Jay Finley	2010	12	–	–	72
8. Ryan Havens	2005	–	16	22	70
9. Jarvis Van Dyke	1995	–	13	30	69
10. Marty Jimmersson	1981	–	15	23	68
Terrance Ganaway	2011	11	–	–	66
Aaron Jones	2011	–	5	46	61
Kendall Wright	2011	9	–	–	54
Terrance Williams	2011	8	–	–	48

* – two-point conversions

SINGLE-SEASON RECORDS CHARTS – BAYLOR

POINTS, KICKING

PLAYER	SEASONS	FG	PAT	PTS
1. Aaron Jones	2010	19	46	103
2. Jeff Ireland	1989	18	21	75
3. Jarvis Van Dyke	1994	9	46	73
4. Ryan Havens	2005	16	22	70
5. Jarvis Van Dyke	1995	13	30	69
6. Marty Jimmerson	1981	15	23	68
7. Trey Weir	1992	10	36	66
8. Robert Bledsoe	1979	13	26	65
Terry Syler	1986	12	29	65
Ryan Havens	2006	11	32	65
Aaron Jones	2011	5	46	61

PAT KICKS MADE

PLAYER	SEASONS	PCT	XPA	XPM
1. Jarvis Van Dyke	1994	1.000	46	46
Aaron Jones	2010	.979	47	46
Aaron Jones	2011	.939	49	46
4. Ben Parks	2008	.886	44	39
5. Trey Weir	1992	1.000	36	36

PAT KICKS ATTEMPTED

PLAYER	SEASONS	XPM	PCT	XPA
1. Aaron Jones	2011	46	.939	49
2. Aaron Jones	2010	46	.979	47
3. Jarvis Van Dyke	1994	46	1.000	46
4. Ben Parks	2008	39	.886	44
5. Trey Weir	1992	36	1.000	36
Kyle Atteberry	1996	35	.972	36
7. Henry Dickerson	1949	26	.765	34
Robert Bledsoe	1980	33	.971	34
Jarvis Van Dyke	1993	34	1.000	34
10. C.O. Brocato	1951	23	.697	33
Jeff Ireland	1991	31	.939	33
Ryan Havens	2006	32	.970	33

ALL-PURPOSE – INDIVIDUAL

TOTAL NET YARDS

PLAYER	SEASON	RU	REC	RET	YDS
1. Jerod Douglas	1995	1,114	81	399	1,594
2. Brandell Jackson	1993	899	91	357	1,347
3. Steve Beaird	1974	1,104	233	0	1,327
4. Jay Finley	2010	1,218	76	0	1,294
5. Rashad Armstrong	2003	1,074	216	0	1,290
6. Walter Abercrombie	1980	1,187	77	0	1,264
7. L.G. Dupre	1953	593	143	514	1,250
8. Matthew Williams	1970	711	1	513	1,225
9. Gerald McNeil	1983	0	1,034	179	1,213
10. Cleveland Franklin	1975	1,112	75	0	1,187
Kendall Wright	2011	44	1,073	32	1,149
Terrance Ganaway	2011	889	47	0	936

RUSHING – TEAM

YARDS		
1.	3,266	1980
2.	2,722	1975
3.	2,641	1992
4.	2,604	1991
5.	2,586	1979
6.	2,537	1990
7.	2,530	2010
8.	2,457	1993
9.	2,452	1977
10.	2,409	1994
	1,899	2011

YARDS PER ATTEMPT

1.	5.41	2010
2.	5.15	2011
3.	4.90	2008
4.	4.75	1980
5.	4.63	1992
6.	4.57	1975
7.	4.54	1954
8.	4.44	1994
9.	4.41	1997
10.	4.38	1991

YARDS PER GAME

1.	296.9	1980
2.	247.5	1975
3.	240.1	1992
4.	236.7	1991
5.	235.1	1979
6.	230.6	1990
7.	223.4	1993
8.	223.1	1954
9.	222.9	1977
10.	219.0	1994
	211.0	2011

TOUCHDOWNS

1.	30	1980
	30	1993
3.	29	1991
	29	1994
	29	2008
6.	25	1954
	25	1995
	25	2010
9.	24	1983
	24	1992
	18	2011

PASSING – TEAM

YARDS		
1.	3,649	2010
2.	3,300	2006
3.	3,281	2007
4.	3,212	2011
5.	2,908	2009
6.	2,778	2002
7.	2,577	1986
8.	2,468	1983
9.	2,362	2001
10.	2,342	2004

YARDS PER GAME

1.	356.9	2011
2.	280.7	2010
3.	275.0	2006
4.	273.4	2007
5.	242.3	2009

ATTEMPTS

1.	561	2007
2.	510	2006
3.	471	2010
4.	437	2001
5.	431	2009
6.	400	2002
7.	395	2004
8.	392	2005
9.	363	1966
10.	359	2000
	311	2011

COMPLETIONS

1.	313	2010
2.	309	2007
3.	307	2006
4.	267	2009
5.	235	2004
6.	234	2001
7.	230	2011
8.	224	2002
9.	222	2005
10.	195	2003

COMPLETION PERCENTAGE

1.	73.95	2011
2.	66.45	2010
3.	61.95	2009
4.	60.20	2006
5.	59.49	2004

TOUCHDOWNS

1.	30	2011
2.	24	2006
3.	23	2007
	23	2010
5.	20	1983

TOTAL OFFENSE

TOTAL PLAYS

1.	939	2010
2.	901	1980
3.	892	1986
4.	859	2007
5.	853	1976
6.	847	2002
7.	846	2001
8.	840	1984
9.	823	1983
10.	822	2003
	680	2011

TOTAL YARDS

1.	6,179	2010
2.	5,111	2011
3.	4,848	1980
4.	4,827	1986
5.	4,552	1991

FIRST DOWNS

1.	309	2010
2.	254	1986
	254	1983
	254	2011
5.	237	2008

YARDS PER PLAY

1.	7.52	2011
2.	6.58	2010
3.	5.90	2008
4.	5.84	1992
5.	5.59	1991

YARDS PER GAME

1.	567.9	2011
2.	475.3	2010
3.	440.7	1980
4.	438.8	1986
5.	413.8	1991

CAREER RECORDS CHARTS – BAYLOR

RUSHING

ATTEMPTS

PLAYER	SEASONS	YDS	AVG	ATT
1. Walter Abercrombie	1978-81	3,665	5.01	732
2. Alfred Anderson	1980-83	2,424	4.38	554
3. Jerod Douglas	1994-97	2,811	5.39	522
4. Darrell Bush	1997-00	2,249	4.47	503
5. Jay Finley	2007-10	2,660	5.56	478
6. Robert Griffin III	2008-pres.	2,033	4.36	466
7. Pinkie Palmer	1966-68	1,554	3.50	444
8. Eldwin Raphael	1987-90	1,921	4.42	435
9. Robert Strait	1990-93	1,856	4.34	428
10. Rashad Armstrong	2002-03	1,721	4.13	417

YARDS

PLAYER	SEASONS	ATT	AVG	YDS
1. Walter Abercrombie	1978-81	732	5.01	3,665
2. Jerod Douglas	1994-97	522	5.39	2,811
3. Jay Finley	2007-10	478	5.56	2,660
4. Alfred Anderson	1980-83	554	4.38	2,424
5. Darrell Bush	1997-00	503	4.47	2,249
6. Dennis Gentry	1977, 79-81	414	5.39	2,231
7. David Mims	1989-92	364	5.66	2,060
8. Robert Griffin III	2008-pres.	466	4.36	2,033
9. Eldwin Raphael	1987-90	435	4.42	1,921
10. Robert Strait	1990-93	428	4.34	1,856
11. Rashad Armstrong	2002-03	417	4.13	1,721
12. Paul Mosley	2003-06	408	4.21	1,718
13. Larry Hickman	1956-58	388	4.41	1,713
14. Pinkie Palmer	1966-68	444	3.50	1,554
15. Cleveland Franklin	1973-76	303	5.08	1,538
16. Jerry Coody	1951-53	345	4.45	1,536
17. Brandell Jackson	1992-94	290	5.11	1,482
18. Pat McNeil	1973-75	277	5.28	1,462
19. Steve Beaird	1973-74	335	4.33	1,449
20. L.G. Dupre	1952-54	311	4.58	1,423
21. Terrance Ganaway	2009-pres.	264	5.24	1,384
22. John Henry	1990-93	285	4.82	1,375
23. Ronnie Bull	1959-61	295	4.59	1,354
24. Del Shofner	1954-56	220	6.12	1,346
25. Gary Lacy	1972-73	314	4.25	1,335

TOUCHDOWNS

PLAYER	SEASONS	ATT	YDS	TD
1. Alfred Anderson	1980-83	554	2,424	35
2. Robert Strait	1990-93	428	1,856	32
3. Robert Griffin III	2008-pres.	466	2,033	28
4. Walter Abercrombie	1978-81	732	3,665	24
5. Jay Finley	2007-10	478	2,660	22
6. L.G. Dupre	1952-54	311	1,423	19
Jerod Douglas	1994-97	522	2,811	19
8. Don Trull	1961-63	208	358	18
9. John Henry	1990-93	285	1,375	17
Paul Mosley	2003-06	408	1,718	17
Terrance Ganaway	2009-pres.	264	1,384	17

YARDS PER GAME

PLAYER	SEASONS	YDS	G	YPG
1. Walter Abercrombie	1978-81	3,665	39	94.00
2. Jerod Douglas	1994-97	2,811	37	75.97
3. Steve Beaird	1973-74	1,449	20	72.45
4. Rashad Armstrong	2002-03	1,721	24	71.71
5. Gary Lacy	1972-73	1,335	22	60.68
6. Jay Finley	2007-10	2,660	46	57.83
7. Larry Hickman	1956-58	1,713	30	57.10
8. Darrell Bush	1997-00	2,249	40	56.23
9. Matthew Williams	1970-71	1,180	21	56.19
10. Robert Griffin III	2008-pres.	2,033	37	54.95

PASSING EFFICIENCY MINIMUM 300 ATTEMPTS

PLAYER	SEASONS	CMP	ATT	PCT	YDS	TD	INT	RATING
1. Robert Griffin III	2008-pres.	733	1,092	.671	9,166	70	16	155.94
2. J.J. Joe	1990-93	347	665	.522	5,995	31	28	134.87
3. Shawn Bell	2003-06	559	914	.612	5,666	38	17	123.23
4. Adrian Burk	1948-49	172	312	.551	2,024	20	13	122.44
5. Cody Carlson	1983-86	366	705	.519	5,411	32	34	121.72
6. Tom Muecke	1982-85	240	487	.493	3,688	29	27	121.46
7. Aaron Karas	2001-04	321	543	.591	3,799	21	25	121.45
8. Don Trull	1961-63	299	537	.557	3,784	23	24	120.07
9. Jay Jeffrey	1980-81	183	360	.508	2,739	17	25	116.44
10. Jeff Watson	1994-97	425	802	.530	5,531	30	27	116.53

NOTE: Passing Efficiency is determined by the following formula — completion percentage plus (yards per attempt times 8.4) plus (percentage of attempts for touchdown times 3.3) minus (percentage of attempts times two).

9,000-YARD PASSERS / 2,000-YARD RUSHINGS QBs NCAA DIVISION I FBS HISTORY

PLAYER, TEAM	SEASONS	PASS	RUSH	TOTAL
1. Dan LeFevour, Central Michigan	2006-09	12,905	2,948	15,853
2. Colin Kaepernick, Nevada	2007-10	10,098	4,112	14,210
3. Tim Tebow, Florida	2006-09	9,285	2,947	12,232
4. Robert Griffin III, Baylor	2008-pres.	9,166	2,033	11,199

YARDS PER ATTEMPT MINIMUM 300 ATTEMPTS

PLAYER	SEASONS	YDS	ATT	AVG
1. David Mims	1989-92	2,060	364	5.66
2. Jay Finley	2007-10	2,660	478	5.56
3. Dennis Gentry	1977, 79-81	2,231	414	5.39
4. Jerod Douglas	1994-97	2,811	522	5.39
5. Cleveland Franklin	1973-76	1,538	303	5.08
6. Walter Abercrombie	1978-81	3,665	732	5.01
7. L.G. Dupre	1952-54	1,423	311	4.58
8. Darrell Bush	1997-00	2,249	503	4.47
9. Jerry Coody	1951-53	1,536	345	4.45
10. Robert Griffin III	2008-pres.	2,033	466	4.36
Terrance Ganaway	2009-pres.	1,384	264	5.24

100-YARD GAMES

PLAYER	SEASONS	ATT	YDS	100
1. Walter Abercrombie	1978-81	732	3,665	19
2. Jerod Douglas	1994-97	522	2,811	10
3. Jay Finley	2007-10	478	2,660	8
4. Alfred Anderson	1980-83	554	2,424	7
5. Robert Griffin III	2008-pres.	466	2,033	7

PASSING

YARDS

PLAYER	SEASONS	ATT	CMP	PCT	YDS
1. Robert Griffin III	2008-pres.	1,092	733	.671	9,166

ATTEMPTS

PLAYER	SEASONS	CMP	YDS	ATT
1. Robert Griffin III	2008-pres.	733	9,166	1,092

YARDS PER ATTEMPT MINIMUM 200 ATTEMPTS

PLAYER	SEASONS	ATT	YDS	YPA
1. J.J. Joe	1990-93	665	5,995	9.015
2. Robert Griffin III	2008-pres.	1,092	9,166	8.393
3. Cody Carlson	1983-86	705	5,411	7.675
4. Jay Jeffrey	1980-81	360	2,739	7.608
5. Tom Muecke	1982-85	487	3,688	7.573

COMPLETIONS

PLAYER	SEASONS	ATT	YDS	CMP
1. Robert Griffin III	2008-pres.	1,092	9,166	733

COMPLETION PCT MINIMUM 250 ATTEMPTS

PLAYER	SEASONS	ATT	CMP	PCT
1. Robert Griffin III	2008-pres.	1,092	733	.671

TOUCHDOWNS

PLAYER	SEASONS	YDS	INT	TD
1. Robert Griffin III	2008-pres.	9,166	16	70

TD-INT RATIO MINIMUM 15 TOUCHDOWNS

PLAYER	SEASONS	TD	INT	PCT
1. Robert Griffin III	2008-pres.	70	16	4.375

INTERCEPTION PERCENTAGE

PLAYER	SEASONS	INT	ATT	PCT
1. Robert Griffin III	2008-pres.	16	1,092	0.0147

RECEIVING

RECEPTIONS

PLAYER	SEASONS	YDS	AVG	REC
1. Kendall Wright	2008-pres.	3,414	12.41	275
2. Reggie Newhouse	1999-02	2,552	13.95	183
3. Dominique Zeigler	2003-06	1,923	11.58	166
4. Gerald McNeil	1980-83	2,651	16.26	163
5. Trent Shelton	2003-06	1,978	12.76	155
6. Lawrence Elkins	1962-64	2,094	14.54	144
7. Robert Quiroga	2000-03	1,478	11.28	131
8. Brandon Whitaker	2003-07	782	6.52	120
9. David Gettis	2006-09	1,555	13.41	116
10. Laneer Sampson	2009-pres.	1,058	10.47	101
11. Kalief Muhammad	1993-96	1,300	13.27	98
12. Melvin Bonner	1989-92	1,984	21.57	92
13. Marques Roberts	2001-04	1,222	13.43	91
14. Harlan Lane	1964-65	1,036	11.77	88
Tommy Davidson	1974-77	1,121	12.74	88
16. Charles Dancer	1972-73	1,390	15.98	87
Terrance Williams	2009-pres.	1,203	13.83	87
18. Tevin Reese	2010-pres.	1,108	13.04	85

CAREER RECORDS CHARTS – BAYLOR

YARDS

PLAYER	SEASONS	REC	AVG	YDS
1. Kendall Wright	2008-pres.	275	12.41	3,414
2. Gerald McNeil	1980-83	163	16.26	2,651
3. Reggie Newhouse	1999-02	183	13.95	2,552
4. Lawrence Elkins	1962-64	144	14.54	2,094
5. Melvin Bonner	1989-92	92	21.57	1,984
6. Trent Shelton	2003-06	155	12.76	1,978
7. Dominique Zeigler	2003-06	166	11.58	1,923
8. David Gettis	2006-09	116	13.41	1,555
9. Matt Clark	1984-87	81	18.27	1,480
10. Robert Quiroga	2000-03	131	11.28	1,478
11. Bruce Davis	1980-83	71	19.62	1,393
12. Charles Dancer	1972-73	87	15.98	1,390
13. Kalief Muhammad	1993-96	98	13.27	1,300
14. Marques Roberts	2001-04	91	13.43	1,222
15. Terrance Williams	2009-pres.	87	13.83	1,203
16. Morris Anderson	1995-98	83	14.13	1,173
17. Tommy Davidson	1974-77	88	12.74	1,121
18. Tevin Reese	2010-pres.	85	13.04	1,108
19. Derek Davis	1968-70	74	14.95	1,106
20. Harold Riley	1948, 50-51	77	14.31	1,102
21. Derrius Thompson	1996-98	78	13.95	1,088
22. Robert Holt	1978-80	59	18.03	1,064
23. Lanear Sampson	2009-pres.	101	10.47	1,058

TOUCHDOWNS

PLAYER	SEASONS	REC	YDS	TD
1. Kendall Wright	2008-pres.	275	3,414	25
2. Lawrence Elkins	1962-64	144	2,094	19
Melvin Bonner	1989-92	92	1,984	19
4. Gerald McNeil	1980-83	163	2,651	17
5. Reggie Newhouse	1999-2002	183	2,552	15
6. Trent Shelton	2003-06	155	1,978	14
7. Bruce Davis	1980-83	71	1,393	13
Dominique Zeigler	2003-06	166	1,923	13
9. Terrance Williams	2009-pres.	87	1,203	12
10. Stanley Williams	1949-51	65	1,029	11
George Cheshire	1965-67	81	1,034	11
Marques Roberts	2001-04	91	1,222	11

TOTAL OFFENSE

TOTAL PLAYS

PLAYER	SEASONS	RUSH	PASS	PLAYS
1. Robert Griffin III	2008-pres.	466	1,092	1,558

TOTAL YARDS

PLAYER	SEASONS	RUSH	PASS	YDS
1. Robert Griffin III	2008-pres.	2,033	9,166	11,199

TD RESPONSIBILITY PASSING & RUSHING

PLAYER	SEASONS	RUSH	PASS	TD
1. Robert Griffin III	2008-pres.	28	70	98

SCORING

POINTS

PLAYER	SEASONS	TD	FG	PAT	PTS
1. Alfred Anderson	1980-83	36	0	* 2	220
2. Terry Saylor	1985-88	0	38	101	215
3. Jeff Ireland	1988-91	0	45	78	213
4. Robert Bledsoe	1977-80	0	31	111	204
5. Jarvis Van Dyke	1993-95	0	29	110	197
6. Robert Strait	1990-93	32	0	* 1	194
7. Wesley Bradshaw	1921-22	NA	11	NA	182
8. Marty Jimmerson	1981-84	0	31	88	181
9. Robert Griffin III	2008-pres.	28	0	* 2	172
10. Kendall Wright	2008-pres.	27	0	* 1	164
Aaron Jones	2010-pres.	0	24	92	164

* – two-point conversions

ALL PURPOSE

TOTAL NET YARDS

PLAYER	SEASONS	RUSH	REC	KR	PR	YDS
1. Gerald McNeil	1980-83	7	2,651	473	886	4,017
2. Jerod Douglas	1994-97	2,811	333	837	23	4,004
3. Walter Abercrombie	1978-81	3,665	335	0	0	4,000
4. Kalief Muhammad	1993-96	1,004	1,300	1,425	208	3,937
5. Kendall Wright	2008-pres.	397	3,414	8	37	3,856
6. Jay Finley	2007-10	2,660	416	0	0	3,076
7. Alfred Anderson	1980-83	2,424	543	12	0	2,979
Dennis Gentry	1977-81	2,231	356	309	0	2,896
9. Del Shofner	1954-56	1,346	608	334	309	*2,814
10. Willie Andrews	2002-05	7	0	1,647	949	*2,654
Terrance Williams	2009-pres.	3	1,203	1,180	162	2,548

Note: Schofner's career total includes 217 interception return yards; Andrews' career total includes 51 interception return yards.

POINTS, KICKING

PLAYER	SEASONS	FG	PAT	PTS
1. Terry Saylor	1985-88	38	101	215
2. Jeff Ireland	1988-91	45	78	213
3. Robert Bledsoe	1977-80	31	111	204
4. Jarvis Van Dyke	1993-95	29	110	197
5. Marty Jimmerson	1981-84	31	88	181
6. Aaron Jones	2010-pres.	24	92	164

FIELD GOALS MADE

PLAYER	SEASONS	PCT	FGA	FGM
1. Jeff Ireland	1988-91	.563	80	45
2. Terry Saylor	1985-88	.731	52	38
3. Robert Bledsoe	1977-80	.492	63	31
Marty Jimmerson	1981-84	.721	43	31
5. Jarvis Van Dyke	1993-95	.592	49	29
6. Ryan Havens	2003-06	.730	37	27
7. Aaron Jones	2010-pres.	.632	38	24
8. Matt Bryant	1997-98	.724	29	21
9. Bubba Hicks	1973-75	.625	32	20
10. Mike Conratt	1970-72	.576	33	19

FIELD GOALS ATTEMPTED

PLAYER	SEASONS	FGM	PCT	FGA
1. Jeff Ireland	1988-91	45	.563	80
2. Robert Bledsoe	1977-80	31	.492	63
3. Terry Saylor	1985-88	38	.731	52
4. Jarvis Van Dyke	1993-95	29	.592	49
5. Marty Jimmerson	1981-84	31	.721	43
6. Aaron Jones	2010-pres.	24	.632	38
7. Ryan Havens	2003-06	27	.730	37
8. Mike Conratt	1970-72	19	.576	33
9. Bubba Hicks	1973-75	20	.625	32
10. Matt Bryant	1997-98	21	.724	29

FIELD GOAL PERCENTAGE MINIMUM 8 MADE

PLAYER	SEASONS	FGM	FGA	PCT
1. Terry Saylor	1985-88	38	52	.731
2. Ryan Havens	2003-06	27	37	.730
3. Matt Bryant	1997-98	21	29	.724
4. Marty Jimmerson	1981-84	31	43	.721
5. Carl Choate	1961-62	8	12	.667
6. Kenny Webb	2001-04	18	28	.643
7. Aaron Jones	2010-pres.	24	38	.632
8. Bubba Hicks	1973-75	20	32	.625
9. Jarvis Van Dyke	1993-95	29	49	.592
10. Ben Parks	2008-pres.	10	17	.588

PAT KICKS MADE

PLAYER	SEASONS	PCT	XPA	XPM
1. Robert Bledsoe	1977-80	.982	113	111
2. Jarvis Van Dyke	1993-95	.991	111	110
3. Terry Saylor	1985-88	.971	104	101
4. Aaron Jones	2010-pres.	.958	96	92
5. Marty Jimmerson	1981-84	.967	91	88
6. Jeff Ireland	1988-91	.929	84	78
7. Hank Dickerson	1947-50	.684	98	67
8. Bubba Hicks	1973-75	.968	63	61
9. Ryan Havens	2003-06	.947	54	57
10. Ben Parks	2008-pres.	.903	62	56

PAT KICKS ATTEMPTED

PLAYER	SEASONS	XPM	PCT	XPA
1. Robert Bledsoe	1977-80	111	.982	113
2. Jarvis Van Dyke	1993-95	110	.991	111
3. Terry Saylor	1985-88	101	.971	104
4. Hank Dickerson	1947-50	67	.684	98
5. Aaron Jones	2010-pres.	92	.958	96
6. Marty Jimmerson	1981-84	88	.967	91
7. Jeff Ireland	1988-91	78	.929	84
8. Bubba Hicks	1973-75	61	.968	63
9. Ben Parks	2008-pres.	56	.903	62
10. Ryan Havens	2003-06	54	.947	57

PAT KICK PERCENTAGE MINIMUM 35 MADE

PLAYER	SEASONS	XPM	XPA	PCT
1. Matt Bryant	1997-98	42	42	1.000
2. Jarvis Van Dyke	1993-95	110	111	.991
3. Robert Bledsoe	1977-80	111	113	.982
4. Kenny Webb	2001-04	51	52	.981
5. Terry Saylor	1985-88	101	104	.971
6. Bubba Hicks	1973-75	61	63	.968
7. Marty Jimmerson	1981-84	88	91	.967
8. Aaron Jones	2010-pres.	92	96	.958
9. Carl Choate	1961-62	39	41	.951
10. Ryan Havens	2003-06	54	57	.947

DEFENSE

SACKS

PLAYER	SEASONS	SACKS
1. Daryl Gardener	1992-95	15.0
2. Scotty Lewis	1990, 92-94	14.0
3. James Francis	1986-89	13.5
Matthew Pearson	1991-92	13.5
5. John Garrett	2000-03	13.0
6. Santana Dotson	1988-91	12.0
Glenn Coy	1994-97	12.0
8. Albert Fontenot	1991-92	10.0
9. Jason Lamb	2006-09	9.5
10. Ray Berry	1983-86	9.0
Steve Strahan	1991-94	9.0
Khari Long	2001-04	9.0
Tevin Elliott	2010-pres.	8.0

CAREER RECORDS CHARTS – BIG 12

TOTAL OFFENSE

TOTAL PLAYS

PLAYER, SCHOOL	SEASONS	PLAYS
1. Brad Smith, MU	2002-05	2,283
2. Kliff Kingsbury, TTU	1999-02	2,156
3. Graham Harrell, TTU	2005-08	2,124
4. Colt McCoy, UT	2006-09	2,092
5. Chase Daniel, MU	2005-08	1,972
6. Bret Meyer, ISU	2004-07	1,923
7. Todd Reesing, KU	2006-09	1,796
8. Landry Jones, OU	2009-pres.	1,562
9. Robert Griffin III, BU	2008-pres.	1,558
10. Jerrod Johnson, TAMU	2007-10	1,425
Zac Robinson, OSU	2006-09	1,425

TOTAL YARDS

PLAYER, SCHOOL	SEASONS	YDS
1. Graham Harrell, TTU	2005-08	15,611
2. Colt McCoy, UT	2006-09	14,824
3. Chase Daniel, MU	2005-08	13,486
4. Brad Smith, MU	2002-05	13,088
5. Kliff Kingsbury, TTU	1999-02	12,263
6. Todd Reesing, KU	2006-09	11,840
7. Robert Griffin III, BU	2008-pres.	11,199
8. Landry Jones, OU	2009-pres.	11,056
8. Bret Meyer, ISU	2004-07	10,422
10. Zac Robinson, OSU	2006-09	10,175

PASSING

YARDS

PLAYER, SCHOOL	SEASONS	YDS
1. Graham Harrell, TTU	2005-08	15,793
2. Colt McCoy, UT	2006-09	13,253
3. Chase Daniel, MU	2005-08	12,515
4. Kliff Kingsbury, TTU	1999-02	12,429
5. Landry Jones, OU	2009-pres.	11,265
6. Todd Reesing, KU	2006-09	11,194
7. Bret Meyer, ISU	2004-07	9,499
8. Robert Griffin III, BU	2008-pres.	9,166
9. Brad Smith, MU	2002-05	8,799
10. Major Applewhite, UT	1998-01	8,353

ATTEMPTS

PLAYER, SCHOOL	SEASONS	ATT
1. Graham Harrell, TTU	2005-08	2,011
2. Kliff Kingsbury, TTU	1999-02	1,883
3. Colt McCoy, UT	2006-09	1,645
4. Chase Daniel, MU	2005-09	1,609
5. Brad Smith, MU	2002-05	1,484
6. Todd Reesing, KU	2006-09	1,461
7. Bret Meyer, ISU	2004-07	1,414
8. Landry Jones, OU	2009-pres.	1,412
9. Cody Hawkins, CU	2006-10	1,253
10. Josh Freeman, KSU	2006-08	1,151
Robert Griffin III, BU	2008-pres.	1,092

COMPLETIONS

PLAYER, SCHOOL	SEASONS	CMP
1. Graham Harrell, TTU	2005-08	1,403*
2. Kliff Kingsbury, TTU	1999-02	1,231
3. Colt McCoy, UT	2006-09	1,157
4. Chase Daniel, MU	2005-08	1,094
5. Todd Reesing, KU	2006-09	932
6. Landry Jones, OU	2009-pres.	920
7. Brad Smith, MU	2002-05	835
8. Bret Meyer, ISU	2004-07	820
9. Taylor Potts, TTU	2007-10	733
Robert Griffin III, BU	2008-pres.	733

* – NCAA Record

COMPLETION PCT MINIMUM 100 ATT, 2 SEASONS

PLAYER, SCHOOL	SEASONS	PCT
1. Colt McCoy, UT	2006-09	70.3
2. Graham Harrell, TTU	2005-08	69.8
3. Brandon Weeden, OSU	2008-pres.	68.5
4. Chase Daniel, MU	2005-08	68.0
5. Sam Bradford, OU	2007-09	67.6
6. Robert Griffin III, BU	2008-pres.	67.1
7. Cody Hodges, TTU	2002-05	66.4
8. Taylor Potts, TTU	2007-10	66.3
9. Sonny Cumbie, TTU	2001-04	65.6
10. Kliff Kingsbury, TTU	1999-02	65.4

TOUCHDOWNS

PLAYER, SCHOOL	SEASONS	TD
1. Graham Harrell, TTU	2005-08	134
2. Colt McCoy, UT	2006-09	112
3. Chase Daniel, MU	2005-08	101
4. Kliff Kingsbury, TTU	1999-02	95
5. Landry Jones, OU	2009-pres.	92
6. Todd Reesing, KU	2006-09	90
7. Sam Bradford, OU	2007-09	86
8. Jason White, OU	2000-04	81
9. Robert Griffin III, BU	2008-pres.	70
10. Jerrod Johnson, TAMU	2007-10	66

INTERCEPTION PERCENTAGE

PLAYER, SCHOOL	SEASONS	PCT
1. Robert Griffin III, BU	2008-pres.	1.5
2. Stephen McGee, TAMU	2005-08	1.6
3. Graham Harrell, TTU	2005-08	1.7
4. Shawn Bell, BU	2003-06	1.9
Scott Frost, NU	1996-97	1.9
Zebbie Lethridge, TTU	1996-97	1.9
7. Kliff Kingsbury, TTU	1999-02	2.1
Brian Kavanagh, KSU	1996	2.1
Brannndon Stewart, TAMU	1996-98	2.1

RECEIVING

RECEPTIONS

PLAYER, SCHOOL	SEASONS	REC
1. Ryan Broyles, OU	2008-pres.	349
2. Taurean Henderson, TTU	2002-05	303
3. Rashaun Woods, OSU	2000-03	293
4. Kendall Wright, BU	2008-pres.	275
5. Wes Welker, TTU	2000-03	259
6. Jordan Shipley, UT	2006-09	248
7. Chase Coffman, MU	2005-08	247
8. Roy Williams, UT	2000-03	241
9. Detron Lewis, TTU	2007-10	238
10. Michael Crabtree, TTU	2007-08	231

YARDS

PLAYER, SCHOOL	SEASONS	YDS
1. Ryan Broyles, OU	2008-pres.	4,586
2. Rashaun Woods, OSU	2000-03	4,414
3. Roy Williams, UT	2000-03	3,866
4. Kendall Wright, BU	2008-pres.	3,414
5. Mark Clayton, OU	2001-04	3,231
6. Dezmon Briscoe, KU	2007-09	3,235
7. Jordan Shipley, UT	2006-09	3,191
8. Michael Crabtree, TTU	2007-08	3,127
9. Todd Blythe, ISU	2004-07	3,096
10. Wes Welker, TTU	2000-03	3,069

TOUCHDOWNS

PLAYER, SCHOOL	SEASONS	TD
1. Ryan Broyles, OU	2008-pres.	45
2. Rashaun Woods, OSU	2000-03	42
3. Michael Crabtree, TTU	2007-08	41
4. Roy Williams, KU	2000-03	36
5. Jordan Shipley, UT	2006-09	33
6. Lyle Leong, TTU	2007-10	32
7. Mark Clayton, OU	2001-04	31
Todd Blythe, ISU	2004-07	31
Dezmon Briscoe, KU	2007-09	31
Jeff Fuller, TAMU	2008-pres.	31
Kendall Wright, BU	2008-pres.	25



RG3 / 10 ROBERT GRIFFIN III

RG3 QUOTABLES

"ALLOW ME TO INTRODUCE THE HEISMAN VOTERS TO ROBERT GRIFFIN III"
 – *Trey Wingo, ESPN*

"MICHAEL VICK WON'T LIKE IT, BUT GREATEST ATHLETE PLAYING QUARTERBACK IN FOOTBALL IN THE COUNTRY"
 – *Rod Gilmore, ESPN*

"UNSTOPPABLE...A TERRELLE PRYOR WITH TOUCH...AND BRAINS"
 – *Dennis Dodd, CBSSports.com*

"GET READY TO CRANK UP THE HEISMAN MACHINE FOR ROBERT GRIFFIN III...CLASSY, CLASSY KID"
 – *Kirk Herbstreit, ESPN*

"SIMPLY, THERE IS NOT A MORE EXCITING FOOTBALL PLAYER IN THE COUNTRY, AND THERE ISN'T A BETTER QUARTERBACK IN THE STATE OF TEXAS. (THAT INCLUDES SCHAUB AND ROMO)..."
 – *Jerome Solomon, Houston Chronicle*

"THE BACK OF GRIFFIN'S BAYLOR JERSEY IS STITCHED 'GRIFFIN III.' IT OUGHT TO READ: 'GRIFFIN !!!'"
 – *John McGrath, The News Tribune*

"THIS KID WILL WIN THE HEISMAN THIS YEAR IF VOTERS PICK THE BEST PLAYER IN COLLEGE FOOTBALL, BECAUSE THAT'S HIM."
 – *Greg Doyle, CBSSports.com*

"AS EXCITING AS THERE IS IN COLLEGE FOOTBALL"
 – *Bob Davie, ESPN*

"ABSOLUTELY AMAZING"
 – *Mack Brown, Texas head coach*

"FASTEST MAN TO EVER PLAY QUARTERBACK IN COLLEGE FOOTBALL"
 – *Bruce Feldman, ESPN.com*

"THIS KID IS ALMOST TOO GOOD TO BELIEVE"
 – *Matt Millen, ESPN*

"MIGHT JUST BE THE BEST ATHLETE EVER TO PLAY QUARTERBACK IN COLLEGE FOOTBALL"
 – *Michael David Smith, Fanhouse.com*

"ONE OF THE GREATEST I HAVE EVER SEEN AS A PLAYER AND A COACH"
 – *David Bailiff, Rice head coach*

"PROBABLY AS GOOD A QUARTERBACK AS THERE IS IN THE UNITED STATES AT ANY LEVEL WITH THE NUMBERS HE HAS...HE'S JIM THORPE ALL OVER AGAIN BUT WITH A HECK OF A LOT MORE SPEED."
 – *Bill Snyder, Kansas State head coach*

"HE'S MORE ATHLETIC ANYBODY WE'VE SEEN...HE'LL CAUSE SOME SLEEPLESS NIGHTS FOR A COACH, I'LL TELL YOU THAT MUCH."
 – *Bo Pelini, Nebraska head coach*

"FIND THE CREATE-A-PLAYER OPTION IN YOUR FAVORITE VIDEO GAME AND MAX OUT EVERY ATTRIBUTE. THAT'S GRIFFIN."
 – *Austin Meek, Topeka Capital-Journal*

"I CAN'T IMAGE THERE'S A BETTER OVERALL QUARTERBACK IN THE COUNTRY. HE'S GOT THE HEIGHT OF (TIM) TEBOW AND HE'S GOT THE ATHLETIC ABILITY OF (MICHAEL) VICK."
 – *Tommy Tuberville, Texas Tech head coach*

HONORS

- REGULAR SEASON**
 MIDSEASON OFFENSIVE PLAYER OF THE YEAR (SPORTING NEWS, YAHOO! RIVALS, CFN/FOXSPORTS.COM)
 MIDSEASON ALL-AMERICAN, FIRST TEAM (SI.COM, SPORTING NEWS, CBSSPORTS.COM, CFN/FOXSPORTS.COM)
 MIDSEASON ALL-AMERICAN, SECOND TEAM (PHIL STEELE)
 MIDSEASON BIG 12 OFFENSIVE PLAYER OF THE YEAR (CBSSPORTS.COM)
 "HALFWAY HEISMAN" (SI.COM)
 CAPITAL ONE ACADEMIC ALL-DISTRICT VII (CoSIDA)
 MAXWELL AWARD SEMIFINALIST
 WALTER CAMP AWARD WATCH LIST
 DAVEY O'BRIEN AWARD SEMIFINALIST
 MANNING AWARD WATCH LIST
 JOHNNY UNITAS GOLDEN ARM AWARD FINALIST (1 OF 5)
 ALL-AMERICA PLAYER OF THE WEEK, SEPT. 4 (AT&T)
 NATIONAL PLAYER OF THE WEEK, SEPT. 4 (YAHOO! RIVALS, HEISMANPUNDIT.COM)
 NATIONAL OFFENSIVE PLAYER OF THE WEEK, SEPT. 4 (WALTER CAMP)
 NATIONAL IMPACT PERFORMER OF THE WEEK, SEPT. 28 (CAPITAL ONE CUP)
 NATIONAL IMPACT PERFORMER OF THE WEEK, SEPT. 28 (CAPITAL ONE CUP)
 NATIONAL IMPACT PERFORMER OF THE WEEK, NOV. 9 (CAPITAL ONE CUP)
 NATIONAL QB OF THE WEEK, SEPT. 4 (DAVEY O'BRIEN AWARD)
 MANNING AWARD STAR OF THE WEEK, NOV. 14
 MIDSEASON ALL-BIG 12, 2ND TEAM (PHIL STEELE)
 BIG 12 OFFENSIVE PLAYER OF THE WEEK, SEPT. 6
 BIG 12 PLAYER OF THE WEEK, SEPT. 4 (YAHOO! RIVALS)
 ESPN COLLEGE FOOTBALL FINAL HELMET STICKER, SEPT. 4
 2011 ALLSTATE AFCA GOOD WORKS TEAM

RG3 NOTES

- 2nd nationally in completion percentage (74.17), 3rd in passing efficiency (188.58). Also ranks 2nd nationally in points responsibility (22.89) and total offense (396.78), tied for 4th in passing TDs (29) and 6th in passing yards per game (343.67)
- 1 of 4 players in FBS history with 9,000+ passing yards & 2,000+ rushing yards (Dan LeFevour, Colin Kaepernick, Tim Tebow)
- On pace to break NCAA season pass efficiency record
- Leads Big 12 in pass efficiency and total offense
- Owns or shares 46 Baylor records
- Broke own school record for 2nd straight week with 459 yards total offense vs. Missouri (406 passing, 53 rushing)
- Missouri game was 3rd straight 400-yard passing game and 4th of career – has 4 of 8 400-yard passing games in Baylor history
- Threw for school-record 430 yards – second career 400-yard passing game – Oct. 15 at Texas A&M – also threw for 425 yards at Oklahoma State in next game
- Recorded reception on third-and-long on eventual game-winning drive in upset win of TCU in season opener
- Fourth-year junior, athletic, play-making dual-threat quarterback made successful comeback from season-ending knee surgery to earn 2010 All-Big 12 honors
- Baylor career leader in 16 categories
- Big 12 leader in career INT percentage
- Ranks 6th in Big 12 history in completion percentage, 7th in total offense yards, 8th in passing yards, 9th in passing TDs
- 64 career passes of 30+ yards, accumulating 2,951 yards
- Has three five-TD games this season
- Threw 170 consecutive attempts without an INT until throwing a fourth-quarter interception at Kansas State
- Career TD-INT ratio is 70-16 (4.375, best in school history)
- 36 career starts, second-most on team
- Earned freshman All-America and Big 12 top freshman honors (as 18-year-old) in 2008
- Been referred to as fastest QB in college football history
- World-class hurdler
- Earned All-America status in outdoor T&F during spring 2008 (early enrollee) before freshman season of football
- Selected to Texas UIL All-Century Boys Track and Field prep team in May 2010
- 2010 Academic All-District VI and Academic All-Big 12 first team
- Seven-time member of Big 12 Commissioner's Honor Roll and three-time Dean's List honoree
- Graduated from Baylor in December 2010 with a degree in political science three years after enrolling at Baylor

RECORDS

- NCAA RECORDS**
 Consecutive pass attempts without INT to start career: 209
- SCHOOL RECORDS**
Rushing (8): Rushing yards by freshman, rushing yards by QB, rushing yards per attempt (game), rushing TDs (season), rushing TDs by QB (season/career), 100-yard rushing games by QB (season/career)
- Passing (28):** Consecutive attempts without INT (season/career), Pass efficiency (season/career), Passing yards (game/season/career), 200-yard games (season/career), 300-yard games (season/career), Consecutive 300-yard games, Attempts (career), Completions (season/career), Longest pass from scrimmage, Completion percentage (game/season/career), Passing TDs (season/career), TD-INT ratio (career), INT percentage (career), Consecutive games with TD (season/career)
- Total Offense (10):** Total plays (season/career), total yards (game/season), total yards by freshman (season), total yards by junior (season), total yards (career), yards-per-play (career), TD responsibility (season/career)

CAREER STATISTICS

PASSING							
YEAR	G/GS	CMP	ATT	PCT	YDS	INT	TD
2008	12/11	160	267	59.9	2091	3	15
2009	3/3	45	69	65.2	481	0	4
2010	13/13	304	454	67.0	3,501	8	22
2011	9/9	224	302	74.2	3,093	5	29
CAREER	37/36	733	1,092	67.1	9,166	16	70

RUSHING					
YEAR	G/GS	ATT	TD	AVG	TD
2008	12/11	173	843	4.9	13
2009	3/3	27	77	2.9	2
2010	13/13	149	635	4.3	8
2011	9/9	117	478	4.1	5
CAREER	37/36	466	2,033	4.4	28

CAREER BESTS

PASSING		RUSHING	
Attempts:	50 at Oklahoma State (10/29/11)	Attempts:	24 vs. Iowa State (10/8/11)
Completions:	33 at Oklahoma State (10/29/11)	Yards:	217 vs. Washington State (9/12/08)
Yards:	430 at Texas A&M (10/15/11)	Touchdowns:	2, five times
Touchdowns:	5, three times	Longest Rush:	71 vs. Texas A&M (11/13/10)
Longest Pass:	94 vs. Kansas (10/2/10)		

TOTAL OFFENSE	
Yards:	459 vs. Missouri (11/5/11)
Touchdowns Produced:	6 vs. Rice (9/24/11)

PLAYER SPOTLIGHTS

74 • PHILIP BLAKE C

6-3 • 320 • Sr. • 2L • Toronto, Ontario

- 2nd team Midseason All-Big 12 (*Phil Steele*)
- Started all 34 games in Baylor career – longest streak on team and 3rd-highest total starts on team
- Totaled 55 knockdowns through first 8 games of season
- Led team in knockdowns and grade in 3 straight games
- Averaging team-leading 85.4% coaches grade through 8 games; led team with 8 knockdowns in first 2 games & 91% grade in SFA game
- Started all 12 games at RT in 2009, then moved to center
- Leads o-line that ranks 4th in Big 12 and 20th nationally in rushing offense (211.0)
- O-Line has allowed only 20 sacks in 680 offensive plays this season
- Named to 2011 preseason Rimington Trophy watch list
- Preseason All-Big 12 selection by *Blue Ribbon, Rivals.com, Sports Illustrated, Lindy's, Phil Steele* and *Athlon Sports*
- Named 1st-team All-Texas in *Dave Campbell's Texas Football* preseason publication
- Selected 23rd overall in 2011 CFL Canadian Draft by Montreal Alouettes
- Graduated from Baylor in August 2011 with a degree in sociology

9 • CHANCE CASEY CB/S

5-11 • 185 • Jr. • 2L • Crosby, Texas

- 3rd Team Midseason All-Big 12 (*Phil Steele*)
- Third-year junior has started 20 games at cornerback, two at safety
- Sat out Kansas game with injury, missing 1st game of season
- Tied for 14th in Big 12 with 0.75 passes defended per game
- T-26th in Big 12 with 6.0 tackles per game
- Tied for team lead with 6 PBUs, ranks 3rd with 40 solo tackles
- Tied for team lead with 6 tackles in first start as safety at OSU
- Had game-high 10 tackles and 2 PBUs at Kansas State
- Led team with career-high 10 tackles (9 solo) in win vs. TCU; also had PBU and forced fumble
- Named preseason third-team All-Big 12 by *Phil Steele*
- Former All-Big 12 freshman honoree as true freshman in 2009
- Runs for Baylor track team, former state champion prep hurdler
- Earned Baylor's Off-Season MVP Award
- Earned All-Big 12 honors in 400-meter hurdles at 2011 outdoor track and field championships

CAREER STATISTICS

DEFENSE

YEAR	G/GS	UT	AT	TT	TFL-YD	QBS-YD	FF/FR	PBU	INT-YD
2009	12/6	22	14	36	1.0-3	0.0-0	0/0	4	2-66
2010	10/9	38	10	48	2.5-6	0.0-0	1/0	4	1-7
2011	8/7	40	8	48	0.0-0	0.0-0	1/0	6	0-0
Career	30/22	100	32	131	3.5-9	0.0-0	2/0	14	3-73

CAREER BESTS

Tackles: 10 vs. TCU (9/2/11); at Kansas State (10/1/11)

Solo Tackles: 9 vs. TCU (9/2/11)

Interceptions: 1, three times

Passes Broken Up: 3 vs. Kent State (10/3/09)

Touchdowns: 1 vs. Northwestern State (9/26/09)

4 • ELLIOT COFFEY LB

6-0 • 235 • Sr. • 3L • Sugar Land, Texas

- 4th-year senior, starting middle linebacker
- Quarterback of defense, calls defensive plays
- Second on team with 69 tackles and 2 INT, also has 3 PBU
- Name Big 12 Defensive Player of Week (Nov. 14) after he had 2 interceptions, 10 tackles and TFL in win at Kansas
- Had 11 tackles (10 solo) and forced fumble in win over Missouri
- Recovered fumble and returned 22 yards at OSU
- Had game-high 13 tackles at Texas A&M
- Had 8 tackles, including 0.5 sack vs. Iowa State
- Tied game-high with 10 tackles and had 1 PBU at KSU
- Had 2 of team's 3 tackles for loss in win vs. TCU
- Father, Ken, played safety for Washington Redskins
- Graduated in May 2011 with degree in speech communication

CAREER STATISTICS

DEFENSE

YEAR	G/GS	UT	AT	TT	TFL-YD	QBS-YD	FF/FR	PBU	INT-YD
2007 – redshirt									
2008	12/0	8	6	14	1.0-1	0.0-0	0/0	1	0-0
2009	12/0	18	17	35	2.0-10	1.0-8	1/0	2	1-0
2010	10/9	33	28	61	4.5-9	0.0-0	0/0	2	1-1
2011	9/9	37	32	69	3.5-8	0.5-4	1/1	3	2-34
Career	43/18	96	83	179	10.0-28	1.5-12	2/1	8	3-35

CAREER BESTS

Tackles: 13 vs. Texas Tech (10/9/10); at Texas A&M (10/15/11)

Solo Tackles: 11 vs. Texas Tech (10/9/10)

Interceptions: 2 at Kansas (11/12/11)

Passes Broken Up: 1, eight times

6 • AHMAD DIXON NB

6-0 • 200 • So. • 1L • Waco, Texas

- Second-year sophomore defensive back, starter at nicleback position
- 4th on team with 60 tackles, also has INT, 2.5 TFL, 2 PBU and FR
- 18th in Big 12 with 6.7 tackles per game
- 1 of 5 defensive players to start all 9 games this season
- Posted 9 tackles and had fumble recovery in win over Missouri
- Had career-high 11 tackles at Texas A&M
- Posted 6 tackles, including 1.5 TFL vs. Iowa State
- Had then-career-high 9 tackles and 6-yard TFL at KSU
- Led team with 9 tackles and returned 1st career interception 55 yards for TD vs. Rice
- Made 1st career start and had 5 tackles against TCU
- Made switch from safety to hybrid nickel position during spring drills
- Played 11 of 13 games in highly publicized true freshman season at hometown college
- Former prep All-America from nearby Midway High School
- Baylor's highest-rated signee in recent memory (No. 15 national recruit by ESPN 150)

CAREER STATISTICS

DEFENSE

YEAR	G/GS	UT	AT	TT	TFL-YD	QBS-YD	FF/FR	PBU	INT-YD
2010	11/0	11	5	16	0.0-0	0.0-0	1/0	0	0-0
2011	8/8	32	22	54	2.5-11	0.0-0	0/1	2	1-55
Career	19/8	43	27	70	2.5-11	0.0-0	1/1	2	1-55

CAREER BESTS

Tackles: 11 at Texas A&M (10/15/11)

Solo Tackles: 6 at Kansas State (10/1/11); at Texas A&M (10/15/11)

Interceptions: 1 vs. Rice (9/24/11)

Touchdowns: 1 vs. Rice (9/24/11)

18 • TEVIN ELLIOTT DE

6-3 • 250 • So. • 1L • Mount Pleasant, Texas

- Third-year sophomore d-lineman earned All-Big 12 honorable-mention and Big 12 All-Freshman honors last season
- Leads team with 16.0 career tackles for loss
- Leads team, t-17th in Big 12 with 7.0 TFL (34 yards) this season
- Tied for team lead and 18th in Big 12 with 3.0 sacks on season
- Had sack, 2.0 TFL and QBH that led to interception in win at KU
- Intercepted pass on Texas A&M's opening drive at BU 27-yd line
- Has 2 of team's 5 fumble recoveries (86 return yards) and 1 of 6 forced fumbles on season
- In 1st start of season, had 1.5 sacks, 5 tackles, PBU and 86-yard fumble return TD vs. ISU
- Delivered jarring hit on kickoff coverage against Rice, forcing and recovering fumble to give Baylor possession at Rice 21-yard line
- Had half a sack and 1.5 tackles for loss vs. SFA
- Sat out spring recovering from shoulder injury
- Named to *Phil Steele's* 2010 Postseason All-Freshman 3rd team
- Also earned 2010 3rd-team Freshman All-America honors from *CollegeFootballNews.com*
- Selected 2011 preseason All-Big 12 by *Blue Ribbon, Lindy's, Phil Steele* and *Athlon Sports*
- Named 1st-team All-Texas by *Dave Campbell's Texas Football* preseason publication

CAREER STATISTICS

DEFENSE

YEAR	G/GS	UT	AT	TT	TFL-YD	QBS-YD	FF/FR	PBU	INT-YD
2009 – redshirt									
2010	13/6	24	12	36	9.0-55	5.0-42	2/0	2	0-0
2011	9/2	12	7	19	7.0-34	3.0-23	1/1	1	1-0
Career	22/8	36	19	55	16.0-89	8.0-65	3/1	3	1-0

CAREER BESTS

Tackles: 8 vs. Sam Houston State (9/4/10)

Solo Tackles: 7 vs. Sam Houston State (9/4/10)

Sacks: 2 vs. Kansas (10/2/10)

Quarterback Hurries: 2 vs. K-State (10/23/10); at Kansas (11/12/11)

Touchdowns: 1 vs. Iowa State (10/8/11)

Interceptions: 1 at Texas A&M (10/15/11)

PLAYER SPOTLIGHTS

24 • TERRANCE GANAWAY RB

6-0 • 240 • Sr. • 2L • DeKalb, Texas

- 3rd Team Midseason All-Big 12 (*Phil Steele*)
- Senior in 3rd season at Baylor (former transfer from Houston)
- Leads team with 889 rushing yards and 10 rushing TDs
- 4th in Big 12, 30th nationally with 98.8 rushing ypg
- 5th in Big 12 among non-kickers with 7.3 points per game
- Recorded 5th 200+ yard rushing game in program history when he carried 23 times for 200 yards and 3 TDs vs. ISU
- Only 200+ rushing performance in Big 12 Conference game this season
- 30th player in program history with 1,000 career rushing yards at BU
- 10 TDs this season tie 4th-best single-season total in BU history
- 889 yards are 10th-best single-season total in program history; can become BU's 8th 1,000-yard rusher in a season with 111 more yards.
- 21st in program history with 1,384 career rushing yards
- Ran 12 times for 186 yards and 2 TDs in win over Missouri
- Carried 23 times for team-leading 88 yards and TD at OSU
- 4-yr TD run in 3rd QTR cut Baylor's deficit to 34-28 at Texas A&M
- Rushed for 80+ yards and TD in each of first 3 games in 2011
- Carried 18 times for 89 yards and TD vs. Rice; also had 2 receptions for 15 yards and 1st-career receiving TD
- Ran 9 times for team-high 85 yards, including 41-yard TD vs. SFA
- Made 2nd career start and rushed career-high 24 times for career-best 120 yards and TD in season-opening win over TCU
- Has squatted 630 pounds, benched 415 pounds and hang-cleaned 410 pounds, 24 reps in 225-pound bench press
- 2-time Dean's List and 4-time Big 12 Commissioner's Honor Roll selection
- Graduated from Baylor in Dec. 2010 with degree in general studies
- Traveled to Kenya for mission trip with Baylor student-athletes in May 2010 and again in May 2011.
- 1st-team Academic All-District VI from ESPN/CoSIDA in 2010
- Honored as 1st-team Academic All-Big 12 member in 2010
- Turned in one of most memorable plays of year with onside kick return for TD vs. Texas Tech in 2010 (online clip on YouTube has more than 4.3 million views)

CAREER STATISTICS

RUSHING — BAYLOR ONLY

YEAR	G/GS	ATT	YD	AVG	TD
2009	12/1	68	200	2.9	5
2010	13/0	46	295	6.4	2
2011	9/8	148	889	6.0	10
Career	34/9	262	1,384	5.3	17

RECEIVING — BAYLOR ONLY

YEAR	G/GS	REC	YD	AVG	TD
2009	12/1	2	37	18.5	0
2010	13/0	4	44	11.0	0
2011	9/8	5	47	9.4	1
Totals	34/9	11	128	11.6	1

CAREER BESTS

RUSHING

Attempts: 24 vs. TCU (9/2/11)

Yards: 200 vs. Iowa State (10/8/11)

Touchdowns: 3 vs. Northwestern State (9/26/09); vs. ISU (10/8/11)

Longest Rush: 80 vs. Missouri (11/5/2011)

RECEIVING

Receptions: 2 vs. Sam Houston State (9/4/10); vs. Rice (9/24/11)

Yards: 24 vs. Texas Tech (11/28/09); vs. Sam Houston State (9/4/10)

Longest Reception: 24 vs. Texas Tech (11/28/09)

Touchdowns: 1 vs. Rice (9/24/11)

79 • ROBERT T. GRIFFIN RG

6-6 • 330 • Sr. • 1L • Euless, Texas

- Honorable Mention Midseason All-American (Phil Steele)
- 1st Team Midseason All-Big 12 (Phil Steele)
- Big, aggressive 2nd-year offensive lineman, returning starter at RG
- 2nd on team with 52 knockdowns through first 8 games
- 1 of 6 offensive players to start all 9 games this season
- Averaging 83.3% coaches grade through first 8 games — 2nd on team
- Anchors o-line that ranks 4th in Big 12 and 20th nationally in rushing offense (211.0)
- O-Line has allowed only 20 sacks in 680 offensive plays this season
- Earned 80% coaches grade or better and posted at least 5 knockdowns in 7 of first 8 games this season
- Led team in knockdowns 3 straight games, including only 9-knockdown game of season by any o-lineman vs. SFA
- Named preseason All-Big 12 by *Phil Steele*
- JuCo transfer enrolled in Jan. 2010 and participated in spring drills
- No relation to quarterback Robert Griffin III

17 • MIKE HICKS S

5-11 • 195 • Jr. • 2L • China Spring, Texas

- 2nd Team Midseason All-Big 12 (*Phil Steele*)
- Third-year junior, starter in all 9 games at safety this season
- Leads team with 70 tackles, 8th in Big 12 with 7.8 tackles per game
- Leads team with 3 interceptions, 1-5th in Big 12 with .33 per game
- Leads Big 12 in tackles per game among non-linebackers (7.8)
- 3 INTs this year are most by BU player since Joe Pawelek (6, 2008)
- Had 7 tackles, 0.5 TFL, INT and PBU at Kansas
- Posted career-best 13 tackles and had TFL in win vs. Missouri
- Had then-career-high 12 tackles at Texas A&M
- Had Baylor's first 2 interceptions of season, 1 in each of first 2 games
- Record 8 tackles (7 solo) and PBU in win vs. Iowa State
- Returned interception 28 yards and had tackle for loss vs. SFA
- Had game-clinching interception with 2 seconds remaining and tied for team lead with 10 tackles in win vs. TCU
- Made 1st career start vs. TCU. Played 23 games in first 2 seasons as reserve safety and special teams regular
- From nearby China Spring, Texas

CAREER STATISTICS

DEFENSE

YEAR	G/GS	UT	AT	TT	TFL-YD	QBS-YD	FF/FR	PBU	INT-YD
2009	10/0	19	10	29	0.0-0	0.0-0	0/0	2	0-0
2010	13/0	20	8	28	1.0-1	0.0-0	0/0	3	1-2
2011	9/9	50	20	70	2.5-8	0.0-0	0/0	2	3-39
Career	32/9	89	38	127	3.5-9	0.0-0	0/0	7	4-41

CAREER BESTS

Tackles: 13 vs. Missouri (11/5/11)

Solo Tackles: 10 vs. Missouri (11/5/11)

Interceptions: 1, four times

Passes Broken Up: 1, seven times

25 • SAM HOLL S

6-1 • 200 • So. • 1L • Katy, Texas

- 2nd-year sophomore, starting down safety in 6 of 9 games this year
- 51 of 65 tackles this season are solo, most solo tackles on team
- 3rd on team with 65 tackles, 14th in Big 12 with 7.2 per game
- 21 tackles at Kansas tied 10th-most in single game in BU history
- Had 10 tackles and TFL in win against Missouri
- Led team with career-high 11 tackles (9 solo) vs. Iowa State
- Had 1st career interception and career-high 9 tackles at K-State
- Had then-career-high 4 tackles vs. TCU and again vs. SFA

CAREER STATISTICS

DEFENSE

YEAR	G/GS	UT	AT	TT	TFL-YD	QBS-YD	FF/FR	PBU	INT-YD
2010	11/0	2	0	2	0.0-0	0.0-0	0/0	0	0-0
2011	9/6	51	14	65	2.0-2	0.0-0	0/0	0	1-1
Career	20/6	53	14	67	2.0-2	0.0-0	0/0	0	1-1

CAREER BESTS

Tackles: 21 at Kansas (11/12/11)

Solo Tackles: 13 at Kansas (11/12/11)

Interceptions: 1 at Kansas State (10/1/11)

90 • NICOLAS JEAN-BAPTISTE NG

6-2 • 335 • Sr. • 3L • Stafford, Texas

- 2nd Team Midseason All-Big 12 (*Phil Steele*)
- Former walk-on, earned starting DT spot during junior season in 2010
- 1 of 5 defensive players to start all 9 games this year
- 4th on team with 4.5 TFL (15 yards) this season
- Had half a sack for 4-yard loss in win over Missouri
- Had 4 tackles including 0.5 TFL in win vs. Iowa State
- Batted down a pair of passes at line of scrimmage at K-State
- Recovered fumble inside own 5-yard line, had 8-yard sack and recorded team-high and career-high 7 tackles (5 solo) vs. SFA
- Had 4 tackles, 1 TFL, 1 PBU and blocked kick in win vs. TCU
- Has played 45 of 46 career games (missed 2010 Texas Bowl with injury)
- Has squatted 600 pounds
- Graduated from Baylor in May 2011 with degree in general studies

CAREER STATISTICS

DEFENSE

YEAR	G/GS	UT	AT	TT	TFL-YD	QBS-YD	FF/FR	PBU	INT-YD
2007 — redshirt									
2008	12/0	4	5	9	0.5-0	0.0-0	0/0	0	0-0
2009	12/0	5	13	18	2.0-6	0.5-3	0/0	0	0-0
2010	12/9	20	11	31	1.5-6	0.5-2	1/0	1	0-0
2011	9/9	16	10	26	4.5-15	1.5-12	1/0	3	0-0
Career	45/18	45	39	84	8.5-27	2.5-17	2/0	4	0-0

CAREER BESTS

Tackles: 7 vs. Oklahoma (11/20/10); vs. SFA (9/17/11)

Solo Tackles: 5 vs. SFA (9/17/11)

Passes Broken Up: 2 at Kansas State (10/1/11)

43 • AARON JONES PK

6-3 • 185 • So. • 1L • Crowley, Texas

- Strong-legged 3rd-year sophomore place kicker
- Semifinalist for 2010 Lou Groza Award, named to 2011 Lou Groza Award watch list
- 7th in program history with 63.2 career FG percentage
- Ranks 7th among Big 12 kickers with 6.8 points per game
- Ranks 6th in program history with 164 career kicking points; also 7th with 24 career field goals and 4th with 92 career PATs
- 46 PATs tied for most in single-season in BU history
- Made 37-yard FG as time expired in 1st half at Kansas; 5th career FG as time expired in 1st half
- Connected on all 8 PAT attempts to set career-high vs. Rice
- Successful on all 8 kicks, totaling 12 points vs. SFA; made field goals from 48 and 30 yards, as well as 6-6 on PATs
- Made 37-yard game-winning field goal with 1:04 remaining to give Baylor 50-48 win over TCU
- Broke kicking records and named All-Big 12 and Big 12 All-Freshman as rookie in 2010
- Named to *Phil Steele's* Postseason All-Freshman 2nd team
- Also earned honorable-mention Freshman All-American honors from *CollegeFootballNews.com*
- Owns or shares 5 single-season school kicking records
- Named preseason All-Big 12 by *Phil Steele*
- Former walk-on, nickname is "Stork"

CAREER STATISTICS

KICKING

Year	G	PAT-ATT	PCT	FG-ATT	PCT	TP
2009 — redshirt						
2010	13	46-47	97.9	19-27	70.4	103
2011	9	46-49	93.9	5-11	45.5	61
Career	22	92-96	95.8	24-38	63.2	164

CAREER BESTS

Points: 13 vs. Kansas (10/2/10)

PATs Attempted: 8 vs. Rice (9/24/11)

PATs Made: 8 vs. Rice (9/24/11)

FGA: 4, three times

FGM: 3 at Rice (9/25/10); at Colorado (10/16/10)

Longest FG: 50 vs. Kansas (10/2/10); at Colorado (10/16/10)

PLAYER SPOTLIGHTS

71 • CAMERON KAUFHOLD LG

6-4 • 315 • Jr. • 2L • Friendswood, Texas

- Versatile 4th-year junior lineman, starting LG in all 9 games this year
- Anchors o-line that ranks 4th in Big 12 and 20th nationally in rushing offense (211.0)
- O-Line has allowed only 20 sacks in 680 offensive plays this season
- Had totaled 36 knockdowns and averaged 82% coaches grade through first 8 games
- Multiple starts at both guard spots in 2010, starter at left guard in 2011
- Played all 34 games in Baylor career
- Recorded 17 reps in 225-pound bench press
- 3-time Big 12 Commissioner's Honor Roll selection

11 • TERRANCE LLOYD DE

6-3 • 230 • So. • 1L • Houston, Texas

- Athletic 3rd-year sophomore, starting DE in all 9 games this year
- 2nd on team with 6.5 TFL (32 yds), 3rd with 2.5 sacks (14 yds)
- Had 2.5 TFL (14 yds) and half sack in win over Missouri
- Recorded Baylor's only TFL at Oklahoma State
- Had 3-yard sack among 3 tackles vs. Iowa State
- Posted career-best 5 tackles at Kansas State
- Recorded 2 tackles for loss, including 7-yard sack vs. Rice
- Had 3 of team's 6 QB hurries in win over TCU
- Broad jump measured at 10 feet, 4 inches

CAREER STATISTICS

DEFENSE

YEAR	G/GS	UT	AT	TT	TFL-YD	QBS-YD	FF/FR	PBU	INT-YD
2009 – redshirt									
2010	6/4	7	6	13	2.0-11	1.0-10	0/1	0	0-0
2011	9/9	17	10	27	6.5-32	2.5-14	0/0	0	0-0
Career	14/12	24	16	40	8.5-43	3.5-24	0/1	0	0-0

CAREER BESTS

- Tackles:** 6 vs. Missouri (11/5/11)
- Solo Tackles:** 4 vs. Missouri (11/5/11)
- Sacks:** 1, three times
- Quarterback Hurries:** 3 vs. TCU (9/2/11)

8 • GLASCO MARTIN RB

6-1 • 205 • So. • 1L • Round Rock, Texas

- Third-year sophomore all-purpose runner saw limited action in crowded 2010 backfield
- Averaging 7.4 yards per carry, 3rd on team with 251 rushing yards
- Had 8 carries for 28 yards at Oklahoma State
- Rushed 9 times for 47 yards and TD vs. Iowa State
- Ran 5 times for career-high 83 yards, including career-long 33-yard dash vs. Rice
- Carried 5 times for 61 yards, including 18-yard TD vs. SFA
- Played in 3 games during redshirt freshman season in return from off-season knee surgery

CAREER STATISTICS

RUSHING

YEAR	G/GS	ATT	YD	AVG	TD
2009 – redshirt					
2010	3/0	9	21	2.3	1
2011	9/0	34	251	7.4	2
Career	12/0	43	272	6.3	3

CAREER BESTS

RUSHING

- Attempts:** 9 vs. Iowa State (10/8/11)
- Yards:** 83 vs. Rice (9/24/11)
- Touchdowns:** 1, three times
- Longest Rush:** 33 vs. Rice (9/24/11)

10 • GARY MASON JR. DE

6-4 • 265 • Jr. • 1L • Waxahachie, Texas

- 3rd Team Midseason All-Big 12 (Phil Steele)
- Fourth-year junior, starter at DE in 7 of 9 games this season
- 3rd on team with 6.0 TFL (24 yards) on season
- Forced fumble that was returned 86 yards for TD vs. Iowa State
- Had sack for 9-yard loss and pass break up at Kansas State
- Posted career-best 2.5 tackles for loss and tied career-high with 4 tackles vs. Rice
- Recorded 4 tackles, half a sack and 1.5 tackles for loss vs. SFA
- Had 3 tackles and 2 QB hurries in win over TCU
- Sat out spring drills nursing injured leg

CAREER STATISTICS

DEFENSE

YEAR	G/GS	UT	AT	TT	TFL-YD	QBS-YD	FF/FR	PBU	INT-YD
2008 – redshirt									
2009	9/0	0	3	3	0.0-0	0.0-0	0/0	0	0-0
2010	13/11	13	8	21	3.0-10	1.0-2	0/1	1	1-21
2011	8/6	10	7	17	6.0-24	1.5-16	1/0	1	0-0
Career	30/17	23	18	41	9.0-34	2.5-18	1/1	2	1-21

CAREER BESTS

- Tackles:** 4 vs. SFA (9/17/11); vs. Rice (9/24/11); at Kansas (11/12/11)
- Solo Tackles:** 3 vs. Rice (9/24/11)
- Sacks:** 1, twice
- Quarterback Hurries:** 2 vs. Kansas State (10/23/10); vs. TCU (9/2/11)

20 • JEROD MONK TE

6-5 • 260 • Jr. • 2L • Wylie, Texas

- Third-year junior tight end, has started once this season
- Caught 21-yard pass from Brody Trahan on fake punt at OSU
- Had 2 receptions for 10 yards, including 5-yard TD at K-State
- Had career-high 3 receptions and 39 yards with TD vs. SFA
- 1 of 5 Baylor players with multiple TD receptions on season
- Former high school QB and multi-purpose back with career TDs receiving, rushing and passing (rush and pass as freshman in 2009)

CAREER STATISTICS

RECEIVING

YEAR	G/GS	REC	YD	AVG	TD
2009	10/0	0	0	0.0	0
2010	13/1	8	69	8.6	2
2011	9/1	8	85	10.6	2
Career	32/2	16	154	9.6	4

CAREER BESTS

- Receptions:** 3 vs. SFA (9/17/11)
- Receiving Yards:** 39 vs. SFA (9/17/11)
- Touchdown Receptions:** 1, four times
- Longest Reception:** 21 at Oklahoma State (10/29/11)

18 • JORDAN NAJVAR TE

6-6 • 260 • So. • SQ • Spring, Texas

- Sophomore transfer, starter at tight end in 5 of 8 games this season
- Last name pronounced NYE-vuhr (like "diver")
- 5th on team with 13 receptions & 130 yards – both tops among TEs
- Had 2 catches for career-high 25 yards in win over Missouri
- Caught 2 passes for then-career-high 24 yards at Texas A&M
- Established career highs with 3 receptions and 21 rec. yards at KSU
- Made 1st career start and had 14-yard reception vs. SFA
- Caught 2 passes for 18 yards, including 14-yard TD vs. TCU
- Transfer from Stanford, practiced during 2010 season at Baylor, three seasons of eligibility beginning in 2011
- 2-time member of Big 12 Commissioner's Honor Roll

CAREER STATISTICS

RECEIVING

YEAR	G/GS	REC	YD	AVG	TD
2010 – redshirt					
2011	9/6	13	130	10	1
Career	9/6	13	130	10	1

CAREER BESTS

- Receptions:** 3 at Kansas State (10/1/11)
- Receiving Yards:** 25 vs. Missouri (11-5-2011)
- Touchdown Receptions:** 1 vs. TCU (9/2/11)
- Longest Reception:** 16 at Texas A&M (10/15/11)

42 • LEVI NORWOOD IR

6-2 • 180 • RFr. • SQ • Woodway, Texas

- 1st Team Midseason All-Big 12 as punt returner (Phil Steele)
- Redshirt freshman, primary punt returner, reserve inside receiver
- Has returned 10 punts for 86 yards; 8.6-yard avg. ranks 2nd in Big 12
- Caught 2 passes for 23 yards at OSU
- Had career-long 31-yard punt return vs. ISU
- 1st career reception went for 25 yards against Rice
- Son of Baylor associate head coach Brian Norwood
- Joined BU basketball squad in 2010-11 after football season

CAREER STATISTICS

RECEIVING

YEAR	G/GS	REC	YD	AVG	TD
2010 – redshirt					
2011	9/0	4	57	14.2	0
Career	9/0	4	57	14.2	0

PUNT RETURNS

YEAR	G/GS	RET	YD	AVG	TD
2010 – redshirt					
2011	9/0	10	86	8.6	0
Career	9/0	10	86	8.6	0

CAREER BESTS

RECEIVING

- Receptions:** 2 at Oklahoma State (10/29/11)
- Receiving Yards:** 25 vs. Rice (9/24/11)
- Longest Reception:** 25 vs. Rice (9/24/11)

PUNT RETURNS

- Returns:** 3 vs. Rice (9/24/11)
- Yards:** 39 vs. Iowa State (10/8/11)
- Longest Return:** 31 vs. Iowa State (10/8/11)

16 • TEVIN REESE IR

5-10 • 160 • So. • 1L • Temple, Texas

- Quick 2nd-year sophomore inside receiver, starter in 4 of 7 this year
- 6th in Big 12 with 78.6 receiving yards per game
- Became 23rd 1,000-yard receiver in BU history with 127 yds at KU
- 1 of 6 Big 12 receivers with 4 or more 100-yard games this season
- Leads team with 17.7 yards per catch
- 2nd on team with 707 rec. yards, 3rd with 40 receptions & 6 TDs
- Had 6 catches for 127 yds & 2 TDs at Kansas, including 67-yd TD to tie game with 3:35 remaining and game-winning 14-yd TD in OT
- Caught passes for 52 and 68 yards on way to 7 catches for career-best 163 yards and TD in win over Missouri
- Tied then-career-high with 106 rec. yards on 4 catches at Texas A&M, including 43-yard TD and 50-yard reception
- Hauled in 5 catches for 86 yards, including 42-yard TD at KSU
- Caught 1st-career touchdown on career-long 64-yard reception and had then-career-high 106 yards receiving against Rice
- Had 2 catches for 44 yards, including 27-yard gain vs. SFA
- Had 2nd-most receptions on team as true freshman in 2010
- Timed at 4.3 in 40-yard dash
- Vertical jump measured at 42.8 inches, broad jump at 11 feet
- Also runs track and field at Baylor
- Nickname is "sweet feet"

CAREER STATISTICS

RECEIVING

YEAR	G/GS	REC	YD	AVG	TD
2010	13/4	45	401	8.9	0
2011	9/6	40	707	17.7	6
Career	22/10	85	1,108	13.0	6

CAREER BESTS

- Receptions:** 9 at Colorado (10/16/10)
- Receiving Yards:** 163 vs. Missouri (11/5/11)
- Touchdown Receptions:** 2 at Kansas (11/12/11)
- Longest Reception:** 68 vs. Missouri (11/5/11)

PLAYER SPOTLIGHTS

68 • CYRIL RICHARDSON LT

6-5 • 330 • So. • 1L • Fort Worth, Texas

- Third-year sophomore, starter at LT in all 9 games this season
- Anchors o-line that ranks 4th in Big 12 and 20th nationally in rushing offense (211.0)
- O-Line has allowed only 20 sacks in 680 offensive plays this season
- Recorded 39 knockdowns and averaged 80% coaches grade through first 8 games of season
- Played left guard as redshirt freshman in 2010 rookie season, earned Big 12 All-Freshman honors
- Named preseason All-Big 12 by *Phil Steele*
- Selected to *Rivals.com* 2011 All-Spring team
- Named to *Phil Steele's* 2010 Postseason All-Freshman fifth team

13 • TRACY ROBERTSON DT

6-4 • 280 • Sr. • 3L • Houston, Texas

- Fourth-year senior, 40 career games, 24 career starts
- Starter at defensive tackle, with starting experience at defensive end
- Tied for 18th in Big 12 with 0.33 sacks per game
- T-team lead with 3.0 sacks (22 yards), 5th with 4.0 TFL (24 yards)
- Had 3-yard sack vs. Iowa State
- Recorded 2 sacks for 19 total yards lost at Kansas State
- Had both of Baylor's quarterback hurries vs. Rice
- Has squated 600 pounds

CAREER STATISTICS

DEFENSE

YEAR	G/GS	UT	AT	TT	TFL-YD	QBS-YD	FF/FR	PBU	INT-YD
2008	9/0	2	3	5	0.0-0	0.0-0	0/0	0	0-0
2009	12/7	15	7	22	5.0-35	3.0-31	0/1	1	0-0
2010	10/9	7	10	17	2.5-4	0.0-0	0/0	0	0-0
2011	8/7	5	4	9	4.0-24	3.0-22	0/0	0	0-0
Career	39/23	29	24	53	11.5-63	6.0-53	0/1	1	0-0

CAREER BESTS

Tackles: 5, twice

Solo Tackles: 5 at Missouri (11/7/09)

Tackles For Loss: 3.0 at Missouri (11/7/09)

Quarterback Hurries: 3 vs. Buffalo (9/11/10)

Sacks: 2.0 at Missouri (11/7/09); at Kansas State (10/11/11)

36 • SPENCER ROTH P

6-4 • 230 • Fr. • HS • Knoxville, Tenn.

- Big, strong-legged punter from Catholic High School in Knoxville, Tenn., takes over for departed All-American Derek Epperson
- 3 punts for 46.0 average, including 1 inside 20 at Kansas
- 3 punts for 43.7 average, including 1 inside 20 at Texas A&M
- Punted 4 times for 43.0-yard average, including 58-yard boot vs. ISU
- Averaged 36.2 yards on 4 punts in collegiate debut vs. TCU
- Did not see action in SFA or Rice games as Baylor's only punt in those games was a RG3 quick-kick against Rice
- Only action in OSU game came as decoy on successful fake punt
- Rated nation's No. 7 punter prospect by *Scout.com* and No. 15 by *ESPN.com*
- 2010 Class 5A Tennessee All-State selection by Tennessee Sports Writer Association as senior
- Named 2010 1st-team All-PrepXtra by *Knoxville News-Sentinel*
- Averaged 40.3 yards-per-punt on 33 attempts and downed 8 kicks inside the 20-yard line (long of 72 yards) as senior in 2010

CAREER STATISTICS

PUNTING

YEAR	G	P	YD	AVG	TB	FC	50+	I-20
2011	7	19	720	37.9	2	3	2	4
Career	7	19	720	37.9	2	3	2	4

CAREER BESTS

Punts: 4 vs. TCU (9/2/11); vs. Iowa State (10/8/11)

Average (min. 4 punts): 43.0 vs. Iowa State (10/8/11)

50-plus Punts: 1 vs. Iowa State (10/8/11); 1 at Kansas (11/12/11)

Inside 20: 1, four times

Long Punt: 58 vs. Iowa State (10/8/11)

21 • JARRED SALUBI RB

5-9 • 210 • Jr. • 2L • Waco, Texas

- Last name pronounced *suh-LOOB-ee*
- Fourth-year junior, elusive runner and returner
- Had 8 carries for 38 yards in win over Missouri
- Rushed 8 times for 48 yards and had 8 receiving yards vs. Rice
- Carried 5 times for 44 yards and TD, had 13-yard reception and 29-yard kickoff return vs. SFA
- Has played all 34 games of career
- Traveled to Kenya for mission trip with BU student-athletes in May 2010

CAREER STATISTICS

RUSHING

YEAR	G/GS	ATT	YD	AVG	TD
2008 – redshirt					
2009	12/3	50	298	6.0	2
2010	13/10	26	215	8.3	2
2011	9/2	41	193	4.7	1
Totals	34/5	117	706	6.0	5

RECEIVING

YEAR	G/GS	REC	YD	AVG	TD
2008 – redshirt					
2009	12/3	19	153	8.1	0
2010	13/10	6	35	5.8	0
2011	9/2	1	22	13.0	0
Career	34/5	26	210	8.1	0

CAREER BESTS

RUSHING

Attempts: 17 vs. Kent State (10/3/09)

Yards: 131 vs. Northwestern State (9/26/09)

Touchdowns: 2 vs. Oklahoma (11/20/10)

Longest Rush: 76 vs. Northwestern State (9/26/09)

RECEIVING

Receptions: 4 at Iowa State (10/17/09)

Receiving Yards: 28 at Oklahoma (10/10/09)

Touchdown Receptions: none

Longest Reception: 23 vs. Sam Houston State (9/4/10)

3 • LANEAR SAMPSON WR

5-11 • 200 • Jr. • 2L • Mesquite, Texas

- First name pronounced *luh-NEER*
- 4th-year junior and 3rd-year starter at receiver, also returns kicks
- 10th in program history with 101 career receptions; became 10th in program history with 100 career receptions with 3 at Kansas
- Played in all 34 career games at Baylor, starter in 28
- Caught 6 passes for 82 yards at OSU, becoming 21st 1,000-yard career receiver in program history
- Had season-high 6 receptions for 76 yards at Texas A&M
- Caught TD pass in 3rd straight game with 3 catches for 31 yards and TD vs. Rice; had 29-yard TD catch
- Had 5 catches for 32 yards, including 15-yard TD vs. SFA
- Caught career-long 64-yard TD pass vs. TCU
- Has caught pass in 22 straight games
- Named to 2009 All-Big 12 Freshman team
- Timed at 4.3 in 40-yard dash
- Named to *Rivals.com* All-Big 12 freshman team
- Traveled to Kenya for mission trip with BU student-athletes in May 2010

CAREER STATISTICS

RECEIVING

YEAR	G/GS	REC	YD	AVG	TD
2008 – redshirt					
2009	12/11	29	297	10.2	2
2010	13/10	42	390	9.3	0
2011	9/7	30	371	12.4	3
Career	34/28	101	1,058	10.5	5

CAREER BESTS

Receptions: 9 vs. Kansas (10/2/10)

Receiving Yards: 85 at Missouri (11/7/09)

Touchdown Receptions: 1, five times

Longest Reception: 64 vs. TCU (9/2/11)

15 • BRODY TRAHAN LB

5-11 • 215 • So. • 1L • Dickinson, Texas

- Third-year sophomore, Will linebacker
- Completed 21-yard pass on fake punt at OSU
- Had 2 tackles and forced fumble inside own 5-yard line vs. SFA
- Came off bench and had 6 tackles at Kansas State
- In 1st career start at linebacker, had 7 tackles (6 solo) vs. TCU
- Multi-purpose athlete moved to linebacker during spring 2011
- As redshirt freshman in 2010 utilized on several special teams including primary holder as well as reserve quarterback and backup punter
- Recorded 20 reps in 225-pound bench press
- Earned 2010 second-team Academic All-Big 12 honors

CAREER STATISTICS

DEFENSE

YEAR	G/GS	UT	AT	TT	TFL-YD	QBS-YD	FF/FR	PBU	INT-YD
2010 – redshirt									
2011	9/3	15	9	24	0.0-0	0.0-0	1/0	1	0-0
Career	9/3	15	9	24	0.0-0	0.0-0	1/0	1	0-0

CAREER BESTS

Tackles: 7 vs. TCU (9/2/11)

Solo Tackles: 6 vs. TCU (9/2/11)

Passes Broken Up: 1 vs. TCU (9/2/11)

78 • IVORY WADE RT

6-4 • 300 • Jr. • 2L • Dickinson, Texas

- Third-year junior and 3-year starter on offensive line
- Returning starter at right tackle, has started all 9 games this season
- Right tackle on o-line that ranks 4th in Big 12 and 20th nationally in rushing offense (211.0)
- O-Line has allowed only 20 sacks in 680 offensive plays this season
- 32 career games played, 29 starts
- Averaged 81% coaches grade and totaled 38 knockdowns through first 8 games of season
- Named preseason All-Texas by *Dave Campbell's Texas Football*
- Moved from guard to tackle prior to sophomore season
- Earned Freshman All-America and Big 12 All-Freshman honors in 2009
- Recorded team-high 35 reps in 225-pound bench press

PLAYER SPOTLIGHTS

2 • TERRANCE WILLIAMS WR

6-3 • 190 • Jr. • 2L • Dallas, Texas

- Fourth-year junior starting wide receiver
- 7th in Big 12 with 73.1 receiving yards per game
- 1 of 6 Big 12 receivers with 4 or more 100-yard games this season
- 2nd on team with 41 receptions & 7 TDs, 3rd with 658 rec. yards
- 2nd on team with 16.0 yards per catch
- T-9th in program history with 12 career rec. TDs, 15th with 1,203 career yards, t-16th with 87 career receptions
- 8 TDs this season are tied for 3rd-most in BU single-season
- Has at least one TD catch in each of last 4 games (5 total TDs)
- Had 3rd straight 100-yard game with 7 catches for 100 yards and 2 TDs in win over Missouri
- Established career-high for second straight game with 154 yards on 8 catches at OSU; had 72-yard TD catch
- Became 22nd 1,000-yard career receiver in program history at OSU
- Caught 8 passes for then-career-high 146 yards at Texas A&M, including Baylor's longest play this season, 77-yard TD
- Sat out SFA game due to injury, but returned vs. Rice
- 2nd on team with 5 catches and 46 yards vs. Iowa State
- Had 2 receptions for 25 yards and TD vs. Rice
- Caught 6 passes for career-high 126 yards and 2 TDs vs. TCU
- Has caught at least one pass in 20 straight games played
- Former KR ranks among school's career kickoff return leaders – 6th in yardage (1,173), 7th in average (23.00) and 8th in returns (51)

CAREER STATISTICS

RECEIVING

YEAR	G/GS	REC	YD	AVG	TD
2008 – redshirt					
2009	12/0	3	61	20.3	0
2010	13/10	43	484	11.3	4
2011	8/7	41	658	16.0	8
Career	33/17	87	1,203	13.8	12

KICK RETURNS

YEAR	G/GS	RET	YD	AVG	TD
2008 – redshirt					
2009	12/0	31	746	24.1	0
2010	13/10	20	427	21.4	0
2011	8/7	2	7	3.5	0
Career	33/17	53	1,180	22.3	0

CAREER BESTS

RECEIVING

Receptions: 8, three times
Receiving Yards: 156 at Oklahoma State (10/29/11)
Touchdown Receptions: 2, three times
Longest Reception: 77 at Texas A&M (10/15/11)

KICK RETURNS

Returns: 7 at Texas A&M (11/21/09)
Yards: 121 at Texas A&M (11/21/09)
Longest Return: 51 vs. Northwestern State (9/26/09)

1 • KENDALL WRIGHT IR

5-10 • 190 • Jr. • 2L • Pittsburg, Texas

- 1st Team Midseason All-American (*Phil Steele*)
- Biletnikoff Award Semifinalist
- Paul Hornung Award Weekly Honor Roll (Sept. 6)
- All-Big 12 in 2009 and 2010, 4th-year starter at inside receiver
- Quick, athletic playmaker; record-setting senior receiver
- Needs 68 yards to break BU single-season record (Reggie Newhouse, 1,140 in 2002)
- First 3,000-yard receiver in BU history
- 81 receptions this season are BU single-season record; holds 3 of top 5 single-season receptions totals in program history
- Had 7 straight games with receiving TD from 2010 Texas Bowl through game at Texas A&M; streak snapped in Stillwater
- Has had at least 7 catches & 67 yards in every game this season
- Started year with 100+ receiving yards and TD in first 4 games
- 9 receiving TDs this season are tied for 11th nationally; also 2nd-best single-season total in program history
- 6th nationally with both 9.0 receptions per game and 119.22 receiving yards per game
- Ranks 4th in Big 12 history in career receptions and 6th in career receiving yards
- 5th in program history with 3,856 career all-purpose yards
- T-10th in program history with 164 career points scored
- Owns or shares 9 school receiving records, including career (275) and single-season (81 in 2011) receptions, career (3,414) and single-game (201) yards, career 100-yard games (16) and career receiving TDs (25)
- 1 of 3 Big 12 receivers with 6 100-yard receiving gms this season
- Accounts for more than 33% of Baylor's receptions and rec. yards
- Had 102 yards on 8 catches in win at Kansas, giving him 1 of 3 1,000-yard receiving seasons in program history
- Racked up 97 yards on 7 catches in win over Missouri
- Caught 11 passes for 117 yards at Oklahoma State
- Had 7 receptions for 67 yards and TD at Texas A&M
- Caught 8 passes for 69 yards and TD vs. ISU
- Broke school record with 201 receiving yards on 9 catches and caught 3 TDs at Kansas State
- Had 8 catches for 123 yards, including career-long 66-yard TD vs. SFA; 3rd straight 100-yard receiving game, 12th of career
- Became school's all-time receiving yards leader when he passed Gerald McNeil (2,651) with 8th catch in SFA game
- Tied school record with 12 receptions for career-high 189 yards and 2 TDs vs. TCU; Also completed both pass attempts, including a 40-yard TD to Terrance Williams
- 38 career starts, most on team (has played all 46 games of career)
- Caught at least one pass in all 46 games of career (3rd-longest active streak nationally)
- Member of preseason Biletnikoff Award watch list
- Named preseason All-Big 12 by *Rivals.com*, *Sports Illustrated*, *Lindy's*, *Phil Steele* and *Athlon Sports*
- Selected 1st-team All-Texas by *Dave Campbell's Texas Football* preseason publication
- 1 of 2 BU players (**Jerod Monk**) with pass, rec. and rush TD
- 1st BU player with 100+ career catches by end of soph. season
- Established Baylor freshman records for receptions and receiving yards
- Former member of Baylor basketball squad
- Has squated 550 pounds and has 40-inch vertical leap

CAREER STATISTICS

RECEIVING

YEAR	G/GS	REC	YD	AVG	TD
2008	12/8	50	649	13.0	5
2009	12/12	66	740	11.2	4
2010	13/11	78	952	12.2	7
2011	9/8	81	1,073	13.2	9
Career	46/38	275	3,414	12.4	25

RUSHING

YEAR	G/GS	ATT	YD	AVG	TD
2008	12/8	29	168	5.8	1
2009	12/12	28	132	4.7	1
2010	13/11	8	53	6.6	0
2011	9/8	5	46	9.2	0
Career	46/38	70	399	5.7	2

PASSING

YEAR	G/GS	CMP	ATT	PCT	YDS	INT	TD
2008	12/8	0	3	0.0	0	0	0
2009	12/11	0	4	0.0	0	2	0
2010	13/11	2	2	100.0	59	0	1
2011	9/8	2	3	66.7	55	0	1
Career	46/38	4	12	33.3	114	2	2

CAREER BESTS

RECEIVING

Receptions: 12 vs. Illinois (12/29/10); vs. TCU (9/2/11)
Receiving Yards: 201 at Kansas State (10/1/11)
Touchdown Receptions: 3 at Kansas State (10/1/11)
Longest Reception: 66 vs. SFA (9/17/11)

RUSHING

Attempts: 5 vs. Missouri (11/1/08)
Yards: 53 at Texas (11/8/08)
Touchdowns: 1, twice
Longest Rush: 37 at Wake Forest (9/5/09)

2011 SEASON STATISTICS

OVERALL: 6-3 (HOME 5-0, ROAD 1-3, NEUTRAL 0-0) | BIG 12 CONFERENCE: 3-3 (HOME 2-0, ROAD 1-3, NEUTRAL 0-0)

RESULTS 6-3 (3-3 BIG 12)

DATE	OPPONENT	RESULT	SCORE	ATTEND.	AP RANK	TV
Sept. 2	TCU	W	50-48	43,753	— 14	ESPN
Sept. 17	Stephen F. Austin	W	48-0	43,090	19 —	—
Sept. 24	Rice	W	56-31	40,088	17 —	FSSW
Oct. 1	at Kansas State	L	35-36	49,399	15 <i>rv</i>	ABC
Oct. 8	Iowa State	W	49-26	35,625	25 —	FSN
Oct. 15	at Texas A&M	L	28-55	87,361	20 21	FX
Oct. 29	at Oklahoma State	L	24-59	58,274	3 <i>rv</i>	ABC
Nov. 5	Missouri	W	42-39	40,194	— —	FSN
Nov. 12	at Kansas	W	OT 31-30	35,188	<i>rv</i> —	—
Nov. 19	Oklahoma					
Nov. 26	vs. Texas Tech					
Dec. 3	Texas					

TEAM STATISTICS

	BAYLOR	OPPONENTS
SCORING	363	324
Points Per Game	40.3	36.0
FIRST DOWNS	254	216
Rushing	114	93
Passing	125	100
Penalty	15	23
RUSHING YARDAGE	1899	1979
Yards gained rushing	2090	2167
Yards lost rushing	191	188
Rushing Attempts	369	362
Average Per Rush	5.1	5.5
Average Per Game	211.0	219.9
TDs Rushing	18	17
PASSING YARDAGE	3212	2145
Comp-Att-Int	230-311-5	190-311-9
Average Per Pass	10.3	6.9
Average Per Catch	14.0	11.3
Average Per Game	356.9	238.3
TDs Passing	30	25
TOTAL OFFENSE	5111	4124
Total Plays	680	673
Average Per Play	7.5	6.1
Average Per Game	567.9	458.2
KICK RETURNS: #-Yards	40-754	41-859
PUNT RETURNS: #-Yards	13-118	8-94
INT RETURNS: #-Yards	9-138	5-78
KICK RETURN AVERAGE	18.9	21.0
PUNT RETURN AVERAGE	9.1	11.8
INT RETURN AVERAGE	15.3	15.6
FUMBLES-LOST	25-15	10-5
PENALTIES-Yards	59-571	61-488
Average Per Game	63.4	54.2
PUNTS-Yards	21-791	34-1458
Average Per Punt	37.7	42.9
Net punt average	31.3	37.1
TIME OF POSSESSION/Game	27:29	30:31
3RD-DOWN Conversions	50/109	68/142
3rd-Down Pct	46%	48%
4TH-DOWN Conversions	14/20	9/13
4th-Down Pct	70%	69%
SACKS BY-Yards	14-100	20-116
MISC YARDS	0	0
TOUCHDOWNS SCORED	50	42
FIELD GOALS-ATTEMPTS	5-11	11-15
ON-SIDE KICKS	0-0	0-0
RED-ZONE SCORES	(28-40) 70%	(39-45) 87%
RED-ZONE TOUCHDOWNS	(24-40) 60%	(30-45) 67%
PAT-ATTEMPTS	(46-49) 94%	(33-36) 92%
ATTENDANCE	202750	230222
Games/Avg Per Game	5/40550	4/57556
Neutral Site Games		0/0

SCORE BY QUARTERS	1st	2nd	3rd	4th	OT	Total
Baylor	59	113	111	73	7	363
Opponents	70	93	58	97	6	324

RUSHING

	GP	ATT.	GAIN	LOSS	NET	AVG.	TD	LONG	YPG
Ganaway, Terrance	9	148	897	8	889	6.0	10	80	98.8
Griffin III, Robert	9	117	634	156	478	4.1	5	49	53.1
Martin, Glasco	9	34	252	1	251	7.4	2	33	27.9
Salubi, Jarred	9	41	209	16	193	4.7	1	14	21.4
Wright, Kendall	9	6	46	2	44	7.3	0	19	4.9
Williams, Isaac	7	12	30	1	29	2.4	0	5	4.1
Petty, Bryce	4	4	15	0	15	3.8	0	11	3.8
Reese, Tevin	9	2	7	0	7	3.5	0	4	0.8
TEAM	9	5	0	7	-7	-1.4	0	0	-0.8
Total.....	9	369	2090	191	1899	5.1	18	80	211.0
Opponents.....	9	362	2167	188	1979	5.5	17	81	219.9

PASSING

	G	EFF	CMP-ATT-I	PCT	YDS	TD	LONG	AVG/G
Griffin III, Robert	9	188.58	224-302-5	74.2	3093	29	77	343.7
Petty, Bryce	4	165.30	3-4-0	75.0	43	0	25	10.8
Wright, Kendall	9	330.67	2-3-0	66.7	55	1	40	6.1
Reese, Tevin	9	0.00	0-1-0	0.0	0	0	0	0.0
Trahan, Brody	9	276.40	1-1-0	100.0	21	0	21	2.3
Total.....	9	189.33	230-311-5	74.0	3212	30	77	356.9
Opponents.....	9	139.77	190-311-9	61.1	2145	25	68	238.3

RECEIVING

	G	NO	YDS	AVG	TD	LONG	AVG/G
Wright, Kendall	9	81	1073	13.2	9	66	119.2
Williams, Terrance	9	41	658	16.0	8	77	73.1
Reese, Tevin	9	40	707	17.7	6	68	78.6
Sampson, Lanear	9	30	371	12.4	3	64	41.2
Najvar, Jordan	9	13	130	10.0	1	16	14.4
Monk, Jerod	9	8	85	10.6	2	21	9.4
Ganaway, Terrance	9	5	47	9.4	1	17	5.2
Norwood, Levi	9	4	57	14.2	0	25	6.3
Salubi, Jarred	9	2	27	13.5	0	13	3.0
Jones, Darius	9	1	21	21.0	0	21	2.3
Griffin III, Robert	9	1	15	15.0	0	15	1.7
Goodley, Antwan	6	1	14	14.0	0	14	2.3
Fuller, Clay	9	1	4	4.0	0	4	0.4
Wade, Ivory	9	1	2	2.0	0	2	0.2
Martin, Glasco	9	1	1	1.0	0	1	0.1
Total.....	9	230	3212	14.0	30	77	356.9
Opponents.....	9	190	2145	11.3	25	68	238.3

TOTAL OFFENSE

	G	PLAYS	RUSH	PASS	TOTAL	AVG/G
Griffin III, Robert	9	419	478	3093	3571	396.8
Ganaway, Terrance	9	148	889	0	889	98.8
Martin, Glasco	9	34	251	0	251	27.9
Salubi, Jarred	9	41	193	0	193	21.4
Wright, Kendall	9	9	44	55	99	11.0
Petty, Bryce	4	8	15	43	58	14.5
Williams, Isaac	7	12	29	0	29	4.1
Trahan, Brody	9	1	0	21	21	2.3
Reese, Tevin	9	3	7	0	7	0.8
TEAM	9	5	-7	0	-7	-0.8
Total.....	9	680	1899	3212	5111	567.9
Opponents.....	9	673	1979	2145	4124	458.2

2011 SEASON STATISTICS

OVERALL: 6-3 (HOME 5-0, ROAD 1-3, NEUTRAL 0-0) | BIG 12 CONFERENCE: 3-3 (HOME 2-0, ROAD 1-3, NEUTRAL 0-0)

SCORING

	TD	FGS	PATs					SAF	PTS
			KICK	RUSH	RCV	PASS	DXP		
Ganaway, Terrance	11	0-0	0-0	0-0	0	0-0	0	0	66
Jones, Aaron	0	5-11	46-49	0-0	0	0-0	0	0	61
Wright, Kendall	9	0-0	0-0	0-0	0	0-0	0	0	54
Williams, Terrance	8	0-0	0-0	0-0	0	0-0	0	0	48
Reese, Tevin	6	0-0	0-0	0-0	0	0-0	0	0	36
Griffin III, Robert	5	0-0	0-0	1-1	0	0-0	0	0	32
Sampson, Lanear	3	0-0	0-0	0-0	0	0-0	0	0	18
Martin, Glasco	2	0-0	0-0	0-0	0	0-0	0	0	12
Monk, Jerod	2	0-0	0-0	0-0	0	0-0	0	0	12
Elliott, Tevin	1	0-0	0-0	0-0	0	0-0	0	0	6
Dixon, Ahmad	1	0-0	0-0	0-0	0	0-0	0	0	6
Salubi, Jarred	1	0-0	0-0	0-0	0	0-0	0	0	6
Najvar, Jordan	1	0-0	0-0	0-0	0	0-0	0	0	6
Total.....	50	5-11	46-49	1-1	0	0-0	0	0	363
Opponents.....	42	11-15	33-36	2-2	1	1-3	0	0	324

PUNT RETURNS

	NO	YDS	AVG	TD	LONG
Norwood, Levi	10	86	8.6	0	31
Wright, Kendall	3	32	10.7	0	19
Total.....	13	118	9.1	0	31
Opponents.....	8	94	11.8	0	30

KICK RETURNS

	NO	YDS	AVG	TD	LONG
Jones, Darius	12	241	20.1	0	55
Salubi, Jarred	7	135	19.3	0	29
Goodley, Antwan	7	164	23.4	0	49
Martin, Glasco	4	66	16.5	0	21
Goodson, Demetri	3	100	33.3	0	42
Norwood, Levi	2	37	18.5	0	24
Williams, Terrance	2	7	3.5	0	6
McAllister, Chris	1	0	0.0	0	0
Trahan, Brody	1	0	0.0	0	0
Najvar, Jordan	1	4	4.0	0	0
Total.....	40	754	18.9	0	55
Opponents.....	41	859	21.0	0	73

INTERCEPTIONS

	NO	YDS	AVG	TD	LONG
Hicks, Mike	3	39	13.0	0	28
Coffey, Elliot	2	34	17.0	0	33
Elliott, Tevin	1	0	0.0	0	0
Dixon, Ahmad	1	55	55.0	1	55
Holl, Sam	1	1	1.0	0	1
McCall, LeQuince	1	9	9.0	0	9

FUMBLE RETURNS

	NO	YDS	AVG	TD	LONG
Elliott, Tevin	1	86	86.0	1	86
Coffey, Elliot	1	22	22.0	0	22
Total.....	2	108	54.0	1	86
Opponents.....	2	51	25.5	0	47

ALL-PURPOSE YARDS

	G	RUSH	REC	PR	KOR	IR	TOT	AVG/G
Wright, Kendall	9	44	1073	32	0	0	1149	127.7
Ganaway, Terrance	9	889	47	0	0	0	936	104.0
Reese, Tevin	9	7	707	0	0	0	714	79.3
Williams, Terrance	9	0	658	0	7	0	665	73.9
Griffin III, Robert	9	478	15	0	0	0	493	54.8
Sampson, Lanear	9	0	371	0	0	0	371	41.2
Salubi, Jarred	9	193	27	0	135	0	355	39.4
Martin, Glasco	9	251	1	0	66	0	318	35.3
Jones, Darius	9	0	21	0	241	0	262	29.1
Norwood, Levi	9	0	57	86	37	0	180	20.0
Goodley, Antwan	6	0	14	0	164	0	178	29.7
Najvar, Jordan	9	0	130	0	4	0	134	14.9
Goodson, Demetri	4	0	0	0	100	0	100	25.0
Monk, Jerod	9	0	85	0	0	0	85	9.4
Dixon, Ahmad	9	0	0	0	0	55	55	6.1
Hicks, Mike	9	0	0	0	0	39	39	4.3
Coffey, Elliot	9	0	0	0	0	34	34	3.8
Williams, Isaac	7	29	0	0	0	0	29	4.1
Petty, Bryce	4	15	0	0	0	0	15	3.8
McCall, LeQuince	9	0	0	0	0	9	9	1.0
Fuller, Clay	9	0	4	0	0	0	4	0.4
Wade, Ivory	9	0	2	0	0	0	2	0.2
Holl, Sam	9	0	0	0	0	1	1	0.1
TEAM	9	-7	0	0	0	0	-7	-0.8
Total.....	9	1899	3212	118	754	138	6121	680.1
Opponents.....	9	1979	2145	94	859	78	5155	572.8

PUNTING

	NO	YDS	AVG	LONG	TB	FC	I20	BLKD
Roth, Spencer	19	720	37.9	58	2	3	4	0
Griffin III, Robert	2	71	35.5	39	0	0	1	0

FIELD GOALS

	FGM-FGA	PCT	01-19	20-29	30-39	40-49	50-99	LG	BLK
Jones, Aaron	5-11	45.5	0-0	0-1	4-5	1-4	0-1	48	0

KICKOFFS

	NO	YDS	AVG	TB	OB	RETN	NET	YDLN
Parks, Ben	39	2450	62.8	12	1			
Jones, Aaron	24	1578	65.8	9	0			
Total.....	63	4028	63.9	21	1	859	43.6	26
Opponents.....	60	3742	62.4	18	2	754	43.8	26

2011 SEASON STATISTICS

OVERALL: 6-3 (HOME 5-0, ROAD 1-3, NEUTRAL 0-0) | BIG 12 CONFERENCE: 3-3 (HOME 2-0, ROAD 1-3, NEUTRAL 0-0)

DEFENSIVE STATISTICS

	GP	SOLO	AST	TOTAL	TFL-YDS	SACKS-YDS	Int-Yds	PBU	QBH	FR-YDS	FF	BLOCK	SAFETY
Hicks, Mike	9	50	20	70	2.5-8	.	3-39	2
Coffey, Elliot	9	37	32	69	3.5-8	0.5-4	2-34	3	1	1-22	1	.	.
Holl, Sam	9	51	14	65	2.0-2	.	1-1
Dixon, Ahmad	9	37	23	60	2.5-11	.	1-55	2	.	1-0	.	.	.
Casey, Chance	8	40	8	48	.	.	.	6	.	.	1	.	.
Chadwick, Rodney	9	31	11	42	2.0-5	.	.	4	1
Morton, K.J.	8	31	10	41	.	.	.	6
Williams, Joe	9	26	4	30	1.5-2	.	.	6	.	.	1	.	.
Lloyd, Terrance	9	17	10	27	6.5-32	2.5-14	.	.	3
Jean-Baptiste, N.	9	16	10	26	4.5-15	1.5-12	.	3	.	1-0	.	1	.
Trahan, Brody	9	15	9	24	.	.	.	1	.	.	1	.	.
Mason Jr., Gary	9	12	9	21	6.0-24	1.5-16	.	1	2	.	1	.	.
Elliott, Tevin	9	12	7	19	7.0-34	3.0-23	1-0	1	2	2-86	1	.	.
Robertson, Tracy	9	7	5	12	4.0-24	3.0-22	.	.	2
Hager, Bryce	9	7	2	9
McAllister, Chris	9	4	3	7	1.5-8	1.5-8
Wilson, Josh	8	4	3	7
Johnson, Nick	7	3	2	5	1.5-2	0.5-1
Brence, Collin	9	1	3	4
Golston, Cordarius	9	3	1	4
Fuller, Clay	9	3	1	4
McCall, LeQuince	9	4	.	4	.	.	1-9
Parks, Ben	8	2	1	3
Jones, Darius	9	1	1	2
Johnson, Kaeron	9	2	.	2
Najvar, Jordan	9	1	1	2
Ganaway, Terrance	9	2	.	2
Salubi, Jarred	9	1	.	1
Stephenson, Tyler	2	.	1	1
Williams, Terrance	9	1	.	1
Sampson, Lanear	9	1	.	1
Monk, Jerod	9	1	.	1
Kaufhold, Cameron	9	1	.	1
Williams, Isaac	7	1	.	1
Singletary, Robert	9	1	.	1
Ritchey, Matt	9	.	1	1
Jones, Aaron	9	1	.	1
Goodson, Demetri	4	1	.	1
Total.....	9	428	192	620	45-175	14-100	9-138	35	11	5-108	6	1	.
Opponents.....	9	471	201	672	39.0-174	20-116	5-78	18	11	15-51	19	2	.

2011 SEASON STATISTICS

OVERALL: 6-3 (HOME 5-0, ROAD 1-3, NEUTRAL 0-0) | BIG 12 CONFERENCE: 3-3 (HOME 2-0, ROAD 1-3, NEUTRAL 0-0)

GAME-BY-GAME TEAM STATS

GAME	FINAL SCORE	QUARTERS					1ST DOWNS R-P-PE TOT	RUSHING NO-YDS-TD	PASSING C-A-I YDS TD	TOT OFF ATT-YDS NO-AVG	PUNTS NO-AVG	PEN F-FL NO-YDS	3RD DNS	4TH DNS	RED ZONE	SACKS NO-YDS	FIELD GOALS	POSSESSION TIME							
		1	2	3	4	OT												1	2	3	4	TOT			
Baylor	50	14	20	13	3	9-16-0	25	36-150-1	23-29-0	414	6	65-564	4-36.2	1-1	11-1116	4-10	0-0	1-1	10:12	5:36	2:48	8:18	26:54		
TCU	48	16	7	0	25	8-13-4	25	38-215-2	25-40-1	251	4	78-466	2-35.0	1-0	6-47	6-16	1-2	6-7	1-5	2-4	4:48	9:24	12:12	6:42	33:06
Baylor	48	10	21	17	-	13-11-1	25	31-266-3	20-23-0	279	3	54-545	0-0.0	2-1	5-35	3-6	0-0	5-6	2-22	2-2	6:05	6:47	*7:17	*—	*20:09
SFA	0	0	0	0	-	4-5-1	10	26-85-0	13-22-1	122	0	48-207	5-43.0	1-1	9-52	3-11	1-2	0-1	1-1	0-0	8:55	8:13	*4:43	*—	*21:51
Baylor	56	21	14	21	0	16-14-3	33	50-306-2	31-35-0	367	5	85-673	1-39.0	4-2	6-73	5-10	1-3	5-6	2-10	0-0	8:48	6:18	4:26	9:55	29:27
Rice	31	0	17	7	7	8-12-4	24	38-156-1	23-39-1	260	3	77-416	4-43.8	2-1	9-75	9-19	0-0	4-4	0-0	1-2	6:12	8:42	10:34	5:05	30:33
Baylor	35	7	14	14	0	9-11-1	21	30-83-0	23-32-1	346	5	62-429	2-27.0	4-2	8-103	3-11	4-5	1-1	3-28	0-1	2:50	6:12	5:57	6:14	21:13
at Kansas State	36	13	6	7	10	13-8-3	24	51-210-2	13-28-1	146	2	79-356	3-44.0	1-0	4-35	9-19	1-1	7-8	5-26	3-8	12:10	8:48	9:03	8:46	38:47
Baylor	49	0	21	14	14	24-11-2	37	67-395-5	22-30-0	212	1	97-607	4-43.0	2-2	2-20	8-15	1-1	5-7	5-27	0-1	8:44	7:45	7:36	11:55	36:00
at Iowa State	26	7	7	6	6	8-8-1	17	33-181-1	17-35-1	244	3	68-425	8-42.6	1-1	7-31	6-16	1-1	2-3	3-23	0-0	6:16	7:15	7:24	3:05	24:00
Baylor	28	7	7	14	0	6-17-1	24	31-50-1	28-40-1	430	3	71-480	3-43.7	2-0	10-83	7-13	1-2	2-4	0-0	0-1	8:53	8:29	7:28	3:58	28:48
at Texas A&M	55	3	21	17	14	14-17-4	35	45-266-1	25-38-1	415	6	83-681	0-0.0	0-0	7-56	10-13	0-0	5-5	5-26	2-2	6:07	6:31	7:32	11:02	31:12
Baylor	24	0	0	3	21	13-19-4	36	54-176-2	34-51-2	446	1	105-622	0-0.0	3-28	3-28	7-18	5-7	3-6	0-0	1-2	9:49	10:18	9:59	8:48	38:54
vs. Oklahoma State	59	21	14	14	10	10-12-1	23	27-327-5	24-36-0	274	3	63-601	2-49.5	1-1	7-80	8-13	1-1	7-8	2-9	1-1	5:11	4:42	5:01	6:12	21:06
Baylor	42	0	13	15	14	13-16-2	31	42-280-3	27-41-0	406	3	82-686	4-28.0	3-1	8-85	8-15	1-1	2-5	1-8	0-2	6:41	10:30	7:21	4:50	29:22
Missouri	39	7	7	0	25	13-187-2	32	40-243-2	33-46-0	325	3	86-568	4-37.2	3-1	6-57	7-15	1-3	5-5	3-26	1-1	8:19	4:30	7:39	10:10	30:38
Baylor	31	0	3	0	21	11-10-1	22	28-193-1	22-30-1	312	3	58-505	3-46.0	3-3	6-39	5-11	1-1	2-2	1-5	1-1	4:08	3:29	4:55	4:00	16:32
at Kansas	30	3	14	7	0	15-8-3	26	64-296-3	17-27-3	108	1	91-404	5-46.2	0-0	6-55	10-20	3-3	3-4	0-0	1-1	10:52	11:31	10:05	11:00	43:28

Baylor

Oklahoma

Baylor

vs. Texas Tech

Baylor

Texas

*-due to weather, SFA game 12-min. 3Q & no 4Q

GAME-BY-GAME OFFENSIVE STARTERS

OPPONENT	WR	LT	LG	C	RG	RT	TE	IR	IR	WR	QB	RB
TCU	Sampson	Richardson	Kaufhold	Blake	Griffin	Wade		Wright	Reese	T. Williams	Griffin III	Ganaway
SFA	Sampson	Richardson	Kaufhold	Blake	Griffin	Wade	Najvar			Goodley	Griffin III	Ganaway Salubi (RB)
Rice		Richardson	Kaufhold	Blake	Griffin	Wade	Najvar	Wright		T. Williams	Griffin III	Ganaway Monk (TE)
at Kansas State	Sampson	Richardson	Kaufhold	Blake	Griffin	Wade	Najvar	Wright		T. Williams	Griffin III	Ganaway
Iowa State		Richardson	Kaufhold	Blake	Griffin	Wade	Najvar	Wright	Reese	T. Williams	Griffin III	Ganaway
at Texas A&M	Sampson	Richardson	Kaufhold	Blake	Griffin	Wade	Najvar	Wright	Reese		Griffin III	Ganaway
at Oklahoma State	Sampson	Richardson	Kaufhold	Blake	Griffin	Wade		Wright	Reese	T. Williams	Griffin III	Ganaway
Missouri	Sampson	Richardson	Kaufhold	Blake	Griffin	Wade		Wright	Reese	T. Williams	Griffin III	Salubi
at Kansas	Sampson	Richardson	Kaufhold	Blake	Griffin	Wade		Wright	Reese	T. Williams	Griffin III	Ganaway

Oklahoma

vs. Texas Tech

Texas

GAME-BY-GAME DEFENSIVE STARTERS

OPPONENT	DE	DT	NG	DE	CB	WLB	MLB	NB	CS	DS	CB
TCU	Mason	Robertson	Jean-Baptiste	Lloyd	Casey	Trahan	Coffey	Dixon	Hicks	Wilson	Stephenson
SFA	Mason	Robertson	Jean-Baptiste	Lloyd	Casey	Trahan	Coffey	Dixon	Hicks	Holl	J. Williams
Rice	Mason	Robertson	Jean-Baptiste	Lloyd	Casey	Trahan	Coffey	Dixon	Hicks	Holl	Morton
at Kansas State	Mason	Robertson	Jean-Baptiste	Lloyd	Casey	Chadwick	Coffey	Dixon	Hicks	Holl	Morton
Iowa State	Elliott	Robertson	Jean-Baptiste	Lloyd	Casey	Chadwick	Coffey	Dixon	Hicks	Holl	Morton
at Texas A&M	Elliott	Johnson	Jean-Baptiste	Lloyd	J. Williams	Chadwick	Coffey	Dixon	Hicks	Holl	Morton
at Oklahoma State	Mason	Robertson	Jean-Baptiste	Lloyd	J. Williams	Chadwick	Coffey	Dixon	Hicks	Casey	Morton
Missouri	Mason	Robertson	Jean-Baptiste	Lloyd	J. Williams	Chadwick	Coffey	Dixon	Hicks	Casey	Morton
at Kansas	Mason	Robertson	Jean-Baptiste	Lloyd	J. Williams	Chadwick	Coffey	Dixon	Hicks	Holl	Morton

Oklahoma

vs. Texas Tech

Texas

2011 SEASON STATISTICS

OVERALL: 6-3 (HOME 5-0, ROAD 1-3, NEUTRAL 0-0) | BIG 12 CONFERENCE: 3-3 (HOME 2-0, ROAD 1-3, NEUTRAL 0-0)

GAME-BY-GAME PASSING

ROBERT GRIFFIN III	COMP	ATT	INT	PCT	YDS	TD	LONG	SACKS	EFF.	BRYCE PETTY	COMP	ATT	INT	PCT	YDS	TD	LONG	SACKS	EFF.
TCU	21	27	0	77.8	359	5	64	1	250.58	TCU	DNP								
SFA	19	21	0	90.5	265	3	66	1	243.62	SFA	1	2	0	50.0	14	0	14	0	108.80
Rice	29	33	0	87.9	338	5	64	0	223.92	Rice	2	2	0	100.0	29	0	25	0	221.80
at Kansas State	23	31	1	74.2	346	5	43	5	214.72	at Kansas State	DNP								
Iowa State	22	30	0	73.3	212	1	25	3	143.69	Iowa State	0	0	0	—	0	0	—	0	—
at Texas A&M	28	40	1	70.0	430	3	77	5	180.05	at Texas A&M	DNP								
at Oklahoma State	33	50	2	66.0	425	1	72	2	136.00	at Oklahoma State	DNP								
Missouri	27	41	0	65.9	406	3	68	2	173.18	Missouri	0	0	0	—	0	0	—	0	—
at Kansas	22	29	1	75.9	312	3	67	0	193.48	at Kansas	DNP								
Oklahoma																			
vs. Texas Tech																			
Texas																			

GAME-BY-GAME RUSHING (No.-Yards-TDs)

PLAYER	NO-YDS-TD	TCU	SFA	Rice	at KSU	ISU	at TAMU	at OSU	MU	at KU	OU	vs. Tech	UT
Ganaway, Terrance	148-899-10	24-120-1	9-80-1	18-89-1	13-38-0	23-200-3	16-34-1	23-88-1	12-186-2	9-45-0			
Griffin III, Robert	117-478-5	10-38-0	8-78-0	6-51-1	12-6-0	24-107-1	12-15-0	16-27-1	19-53-1	10-103-1			
Martin, Glasco	34-251-2	0-0-0	5-61-1	5-83-0	1-6-0	9-47-1	1-1-0	8-28-0	2-5-0	3-20-0			
Salubi, Jarred	41-193-1	1-(-7)-0	5-35-1	8-48-0	3-14-0	4-18-0	2-0-0	5-20-0	8-38-0	5-27-0			
Wright, Kendall	6-44-0	0-0-0	1-3-0	0-0-0	1-19-0	2-15-0	0-0-0	1-9-0	0-0-0	1-(-2)-0			
Williams, Isaac	12-29-0	0-0-0	2-0-0	8-25-0	DNP	2-4-0	0-0-0	0-0-0	0-0-0	0-0-0			
Petty, Bryce	4-15-0	DNP	0-0-0	3-12-0	DNP	1-3-0	DNP	DNP	0-0-0	DNP			
Reese, Tevin	2-7-0	0-0-0	0-0-0	0-0-0	0-0-0	1-3-0	0-0-0	1-4-0	0-0-0	0-0-0			

GAME-BY-GAME RECEIVING (No.-Yards-TDs)

PLAYER	NO-YDS-TD	TCU	SFA	Rice	at KSU	ISU	at TAMU	at OSU	MU	at KU	OU	vs. Tech	UT
Wright, Kendall	81-1,073-9	12-189-2	8-123-1	11-108-1	9-201-3	8-69-1	7-67-1	11-117-0	7-97-0	8-102-0			
Williams, Terrance	41-658-8	6-126-2	0-0-0	2-25-1	1-9-0	5-46-0	8-146-1	8-154-1	7-100-2	4-52-1			
Reese, Tevin	40-707-6	1-2-0	2-44-0	7-106-1	5-86-1	3-41-0	4-106-1	5-32-0	7-163-1	6-127-2			
Sampson, Lanear	30-371-3	1-64-1	4-32-1	3-31-1	2-18-0	3-34-0	6-76-0	6-82-0	2-8-0	3-26-0			
Najivar, Jordan	13-130-1	2-18-1	1-14-0	2-18-0	3-21-0	1-10-0	2-24-0	0-0-0	2-25-0	0-0-0			
Monk, Jerod	8-85-2	0-0-0	3-39-1	1-5-0	2-10-1	1-10-0	0-0-0	1-21-0	0-0-0	0-0-0			
Ganaway, Terrance	5-47-1	0-0-0	0-0-0	2-15-1	0-0-0	0-0-0	1-11-0	1-17-0	1-4-0	0-0-0			
Norwood, Levi	4-57-0	0-0-0	0-0-0	1-25-0	0-0-0	0-0-0	0-0-0	2-23-0	1-9-0	0-0-0			
Salubi, Jarred	2-27-0	0-0-0	1-13-0	0-9-0	0-0-0	0-0-0	0-0-0	0-0-0	0-0-0	1-5-0			
Jones, Darius	1-21-0	0-0-0	0-0-0	1-21-0	0-0-0	0-0-0	0-0-0	0-0-0	0-0-0	0-0-0			
Griffin III, Robert	1-15-0	1-15-0	0-0-0	0-0-0	0-0-0	0-0-0	0-0-0	0-0-0	0-0-0	0-0-0			
Goodley, Antwan	1-14-0	0-0-0	1-14-0	DNP	DNP	0-0-0	0-0-0	0-0-0	0-0-0	0-0-0			
Fuller, Clay	1-4-0	0-0-0	0-0-0	1-4-0	0-0-0	0-0-0	0-0-0	0-0-0	0-0-0	0-0-0			
Martin, Glasco	1-1-0	0-0-0	0-0-0	0-0-0	1-1-0	0-0-0	0-0-0	0-0-0	0-0-0	0-0-0			

GAME-BY-GAME PUNTING

SPENCER ROTH	NO	YDS	AVG	LONG	I20	TB	50+	60+
TCU	4	145	36.2	43	0	0	0	0
SFA	DNP							
Rice	DNP							
at Kansas State	2	54	27.0	40	0	0	0	0
Iowa State	4	172	43.0	58	1	1	1	0
at Texas A&M	3	131	43.7	45	1	1	0	0
at Oklahoma State	0	0	—	—	0	0	0	0
Missouri	3	80	26.7	41	1	0	0	0
at Kansas	3	138	46.0	51	1	0	1	0
Oklahoma								
vs. Texas Tech								
Texas								

GAME-BY-GAME KICKING

AARON JONES	PAT	ATT	PCT	FG	ATT	PCT	LONG	PTS
TCU	4	6	66.7	1	1	100.0	37	7
SFA	6	6	100.0	2	2	100.0	48	12
Rice	8	8	100.0	0	0	—	—	8
at Kansas State	5	5	100.0	0	1	0.0	—	5
Iowa State	6	6	100.0	0	1	0.0	—	6
at Texas A&M	4	4	100.0	0	1	0.0	—	4
at Oklahoma State	3	3	100.0	1	2	50.0	36	6
Missouri	4	5	80.0	0	2	0.0	—	4
at Kansas	4	4	100.0	1	1	100.0	37	7
Oklahoma								
vs. Texas Tech								
Texas								

2011 SEASON STATISTICS OVERALL: 6-3 (HOME 5-0, ROAD 1-3, NEUTRAL 0-0) | BIG 12 CONFERENCE: 3-3 (HOME 2-0, ROAD 1-3, NEUTRAL 0-0)

GAME-BY-GAME TACKLES (UT-AT-TOT)

PLAYER	UT-AT-TOT	TCU	SFA	Rice	at KSU	ISU	at TAMU	at OSU	MU	at KU	OU	vs. Tech	UT
Hicks, Mike	50-20-70	8-2-10	2-0-2	5-3-8	4-1-5	7-1-8	7-5-12	5-0-5	10-3-13	2-5-7			
Coffey, Elliot	37-32-69	4-2-6	0-1-1	5-3-8	2-8-10	3-5-8	4-9-13	2-0-2	10-1-11	7-3-10			
Holl, Sam	41-14-65	4-0-4	4-0-4	2-0-2	7-2-9	9-2-11	0-1-1	3-0-3	9-1-10	13-8-21			
Dixon, Ahmad	37-23-60	1-4-5	2-1-3	5-4-9	6-3-9	5-1-6	6-5-11	2-0-2	5-4-9	5-1-6			
Casey, Chance	40-8-48	9-1-10	4-0-4	6-0-6	8-2-10	2-3-5	4-2-6	6-0-6	1-0-1	DNP			
Chadwick, Rodney	31-11-42	0-0-0	3-0-3	3-0-3	2-2-4	3-1-4	2-2-4	5-0-5	5-3-8	8-3-11			
Morton, K.J.	31-10-41	DNP	0-0-0	3-2-5	3-1-4	2-0-2	8-3-11	6-0-6	3-1-4	6-3-9			
Williams, Joe	26-4-30	5-1-6	2-0-2	1-0-1	0-0-0	0-0-0	5-1-6	6-0-6	4-0-4	3-2-5			
Lloyd, Terrance	17-10-27	2-0-2	0-0-0	3-1-4	3-2-5	1-2-3	0-2-2	2-0-2	4-2-6	2-1-3			
Jean-Baptiste, Nicholas	16-10-26	2-2-4	5-2-7	1-1-2	1-1-2	2-2-4	1-0-1	1-0-1	0-2-2	3-0-3			
Trahan, Brody	15-9-24	6-1-7	1-1-2	0-2-2	2-4-6	1-0-1	2-1-3	0-0-0	2-0-2	1-0-1			
Elliott, Tevin	12-7-19	0-0-0	1-1-2	3-2-5	0-0-0	3-2-5	2-1-3	0-0-0	1-0-1	2-1-3			
Mason, Gary	10-7-17	1-2-3	1-3-4	3-1-4	1-1-2	1-0-1	1-0-1	1-0-1	1-0-1	2-2-4			
Robertson, Tracy	7-5-12	0-1-1	0-1-1	0-1-1	3-1-4	1-0-1	1-0-1	0-0-0	0-0-0	2-1-3			
Hager, Bryce	7-2-9	0-0-0	2-1-3	1-1-2	0-0-0	1-0-1	2-0-2	1-0-1	0-0-0	0-0-0			
Wilson, Josh	4-3-7	1-1-2	0-0-0	1-0-1	DNP	0-0-0	2-2-4	0-0-0	0-0-0	0-0-0			
McAllister, Chris	4-3-7	2-0-2	0-1-1	0-2-2	0-0-0	1-0-1	0-0-0	0-0-0	0-0-0	1-0-1			
Johnson, Nick	3-2-5	DNP	0-0-0	1-1-2	DNP	0-0-0	0-0-0	0-0-0	0-1-1	2-0-2			
McCall, LeQuince	4-0-4	1-0-1	1-0-1	1-0-1	0-0-0	0-0-0	0-0-0	0-0-0	0-0-0	1-0-1			
Fuller, Clay	3-1-4	1-0-1	0-0-0	0-1-1	1-0-1	0-0-0	0-0-0	1-0-1	0-0-0	0-0-0			
Golston, Cordarius	3-1-4	0-0-0	1-0-1	0-0-0	0-0-0	0-1-1	1-0-1	0-0-0	1-0-1	0-0-0			
Brence, Collin	2-2-4	0-0-0	0-0-0	0-1-1	0-1-1	0-0-0	0-0-0	0-0-0	1-0-1	0-1-1			
Parks, Ben	2-1-3	1-1-2	0-0-0	0-0-0	DNP	0-0-0	0-0-0	1-0-1	0-0-0	0-0-0			
Johnson, Kaeron	2-0-2	1-0-1	1-0-1	0-0-0	0-0-0	0-0-0	0-0-0	0-0-0	0-0-0	0-0-0			
Jones, Darius	1-1-2	1-1-2	0-0-0	0-0-0	DNP	0-0-0	0-0-0	0-0-0	0-0-0	0-0-0			
Najivar, Jordan	1-1-2	0-0-0	0-0-0	0-0-0	1-0-1	0-0-0	0-0-0	0-0-0	0-0-0	0-1-1			
Sampson, Lanear	1-0-1	1-0-1	0-0-0	0-0-0	0-0-0	0-0-0	0-0-0	0-0-0	0-0-0	0-0-0			
Goodson, Demetri	1-0-1	DNP	1-0-1	0-0-0	0-0-0	0-0-0	DNP	DNP	DNP	DNP			
Singletary, Robert	1-0-1	0-0-0	1-0-1	0-0-0	0-0-0	0-0-0	0-0-0	0-0-0	0-0-0	0-0-0			
Jones, Aaron	1-0-1	0-0-0	0-0-0	1-0-1	0-0-0	0-0-0	0-0-0	0-0-0	0-0-0	0-0-0			
Salubi, Jarred	1-0-1	0-0-0	0-0-0	0-0-0	0-0-0	1-0-1	0-0-0	0-0-0	0-0-0	0-0-0			
Williams, Isaac	1-0-1	0-0-0	0-0-0	0-0-0	DNP	0-0-0	1-0-1	0-0-0	0-0-0	0-0-0			
Stephenson, Tyler	0-1-1	0-1-1	DNP	DNP	DNP	DNP	DNP	DNP	0-0-0	DNP			
Ritchey, Matt	0-1-1	0-0-0	0-0-0	0-0-0	0-1-1	0-0-0	0-0-0	0-0-0	0-0-0	0-0-0			

GAME-BY-GAME TACKLES FOR LOSS (TFL-YDS)

PLAYER	TFL-YDS	TCU	SFA	Rice	at KSU	ISU	at TAMU	at OSU	MU	at KU	OU	vs. Tech	UT
Elliott, Tevin	7-0-34	0-0-0	1.5-9	1.0-4	0-0-0	1.5-11	0-0-0	0-0-0	1.0-4	2.0-6			
Lloyd, Terrance	6.5-32	0-0-0	0-0-0	2.0-14	0-0-0	1.0-3	0-0-0	1.0-1	2.5-14	0-0-0			
Mason, Gary	6.0-24	0-0-0	1.5-8	2.5-6	1.0-9	0-0-0	1-0-1	0-0-0	0-0-0	0-0-0			
Jean-Baptiste, Nicholas	4.5-15	1.0-1	1.0-8	0.5-0	0-0-0	0.5-1	1.0-1	0-0-0	0.5-4	0-0-0			
Robertson, Tracy	4.0-24	0-0-0	0-0-0	0-0-0	2.0-19	1.0-3	1-0-2	0-0-0	0-0-0	0-0-0			
Coffey, Elliot	3.5-8	2.0-3	0-0-0	0-0-0	0-0-0	0.5-4	0-0-0	0-0-0	0-0-0	1.0-1			
Chadwick, Rodney	3.0-10	0-0-0	1.0-3	0-0-0	0-0-0	0-0-0	0-0-0	0-0-0	1.0-5	1.0-2			
Dixon, Ahmad	2.5-11	0-0-0	0-0-0	0-0-0	1.0-6	1.5-5	0-0-0	0-0-0	0-0-0	0-0-0			
Hicks, Mike	2.5-8	0-0-0	1.0-6	0-0-0	0-0-0	0-0-0	0-0-0	0-0-0	1.0-1	0.5-1			
Holl, Sam	2-0-2	0-0-0	1-0-1	0-0-0	0-0-0	0-0-0	0-0-0	0-0-0	1-0-1	0-0-0			
McAllister, Chris	1.5-8	0-0-0	0-0-0	0.5-2	0-0-0	1.0-6	0-0-0	0-0-0	0-0-0	0-0-0			
Williams, Joe	1.5-2	0-0-0	0-0-0	1.0-1	0-0-0	0-0-0	0-0-0	0-0-0	0-0-0	0.5-1			
Johnson, Nick	1.5-2	DNP	0-0-0	0.5-1	DNP	0-0-0	0-0-0	0-0-0	0-0-0	1.0-1			

GAME-BY-GAME SACKS (SACKS-YDS)

PLAYER	SACKS-YDS	TCU	SFA	Rice	at KSU	ISU	at TAMU	at OSU	MU	at KU	OU	vs. Tech	UT
Elliott, Tevin	3.0-23	0-0-0	0.5-7	0-0-0	0-0-0	1.5-11	0-0-0	0-0-0	0-0-0	1.0-5			
Robertson, Tracy	3.0-22	0-0-0	0-0-0	0-0-0	2.0-19	1.0-3	0-0-0	0-0-0	0-0-0	0-0-0			
Lloyd, Terrance	2.5-14	0-0-0	0-0-0	1.0-7	0-0-0	1.0-3	0-0-0	0-0-0	0.5-4	0-0-0			
Mason, Gary	1.5-16	0-0-0	0.5-7	0-0-0	1.0-9	0-0-0	0-0-0	0-0-0	0-0-0	0-0-0			
Jean-Baptiste, Nicholas	1.5-12	0-0-0	1.0-8	0-0-0	0-0-0	0-0-0	0-0-0	0-0-0	0.5-4	0-0-0			
McAllister, Chris	1.5-8	0-0-0	0-0-0	0.5-2	0-0-0	1.0-6	0-0-0	0-0-0	0-0-0	0-0-0			
Coffey, Elliot	0.5-4	0-0-0	0-0-0	0-0-0	0-0-0	0.5-4	0-0-0	0-0-0	0-0-0	0-0-0			
Johnson, Nick	0.5-1	DNP	0-0-0	0.5-1	DNP	0-0-0	0-0-0	0-0-0	0-0-0	0-0-0			

2011 SEASON STATISTICS OVERALL: 6-3 (HOME 5-0, ROAD 1-3, NEUTRAL 0-0) | BIG 12 CONFERENCE: 3-3 (HOME 2-0, ROAD 1-3, NEUTRAL 0-0)

SCORING DRIVES

OPPONENT	PLAYS	YDS	DRIVE TIME	QTR/CLOCK	DRIVE START	DRIVE PLAY
TCU	6	72	2:17	1st/12:43	BU27	Williams 40 pass from Griffin III
TCU	7	80	2:44	1st/03:02	BU80	Wright 35 pass from Griffin III
TCU	7	72	2:37	2nd/14:25	BU28	Wright 28 pass from Griffin III
TCU	3	39	0:50	2nd/11:42	TC39	Najvar 14 pass from Griffin III
TCU	8	76	2:22	2nd/00:50	BU24	Ganaway 2 run
TCU	3	76	1:16	3rd/08:49	BU24	Sampson 64 pass from Griffin III
TCU	3	46	1:32	3rd/06:10	TC46	Williams 42 pass from Griffin III
TCU	11	60	3:23	4th/01:04	BU20	Jones 37 FG
SFA	9	45	3:44	1st/07:28	BU24	Jones 48 FG
SFA	8	63	2:21	1st/02:53	BU37	Sampson 9 pass from Griffin III
SFA	8	96	2:27	2nd/11:00	BU04	Monk 10 pass from Griffin III
SFA	7	65	1:46	2nd/08:06	BU35	Salubi 6 run
SFA	4	80	0:50	2nd/03:14	BU20	Wright 66 pass from Griffin III
SFA	2	50	0:39	3rd/11:21	50	Ganaway 41 run
SFA	5	61	1:21	3rd/07:52	BU39	Martin 18 run
SFA	7	51	2:17	3rd/03:12	BU37	Jones 30 FG
Rice	8	63	2:00	1st/08:26	BU37	Williams 4 pass from Griffin III
Rice	3	43	0:35	1st/06:15	RU43	Sampson 29 pass from Griffin III
Rice	2	21	0:41	1st/05:34	RU21	Wright 17 pass from Griffin III
Rice	11	91	4:06	2nd/14:56	BU09	Ganaway 4 run
Rice	9	78	2:05	2nd/10:52	BU22	Ganaway 10 pass from Griffin III
Rice				3rd/10:30		Dixon 55 interception return
Rice	3	87	0:51	3rd/06:00	BU13	Reese 64 pass from Griffin III
Rice	7	72	2:17	3rd/00:54	BU28	Griffin III 4 run
at Kansas St.	7	48	1:48	1st/13:12	KS48	Monk 5 pass from Griffin III
at Kansas St.	6	77	1:48	2nd/13:40	BU23	Wright 43 pass from Griffin III
at Kansas St.	2	75	0:20	2nd/03:23	BU25	Reese 42 pass from Griffin III
at Kansas St.	5	60	1:08	3rd/12:29	BU40	Wright 34 pass from Griffin III
at Kansas St.	8	79	2:36	3rd/03:08	BU21	Wright 35 pass from Griffin III
Iowa St.	10	87	3:16	2nd/13:22	BU13	Griffin III 1 run
Iowa St.	9	70	2:48	2nd/07:31	BU30	Wright 15 pass from Griffin III
Iowa St.	7	58	1:47	2nd/04:30	BU42	Martin 1 run
Iowa St.	7	50	1:54	3rd/08:08	50	Ganaway 3 run
Iowa St.				3rd/06:18		Elliott 86 fumble return
Iowa St.	12	77	3:33	4th/12:26	BU23	Ganaway 2 run
Iowa St.	7	74	3:43	4th/04:19	BU26	Ganaway 22 run
at Texas A&M	12	73	4:31	1st/04:42	BU27	Wright 6 pass from Griffin III
at Texas A&M	1	77	0:17	2nd/07:59	BU23	Williams 77 pass from Griffin III
at Texas A&M	2	46	0:41	3rd/09:57	AM46	Reese 43 pass from Griffin III
at Texas A&M	11	78	4:04	3rd/03:50	BU22	Ganaway 4 run
at Oklahoma St.	10	53	3:56	3rd/09:14	BU28	Jones 36 FG
at Oklahoma St.	4	73	1:39	4th/14:56	BU27	Ganaway 18 run
at Oklahoma St.	2	80	0:31	4th/14:03	BU20	Williams 72 pass from Griffin III
at Oklahoma St.	21	80	8:12	4th/01:06	BU20	Griffin III 1 run
Missouri	12	68	4:11	2nd/12:33	BU32	Williams 6 pass from Griffin III
Missouri	14	80	3:37	2nd/00:01	BU20	Griffin III 1 run
Missouri	4	73	1:48	3rd/13:12	BU27	Williams 28 pass from Griffin III
Missouri	2	51	0:26	3rd/01:24	BU49	Ganaway 38 run
Missouri	4	82	1:36	4th/08:22	BU18	Reese 68 pass from Griffin III
Missouri	1	80	0:12	4th/06:53	BU20	Ganaway 80 run
at Kansas	3	60	0:26	2nd/00:00	BU20	Jones 37 FG
at Kansas	5	89	1:07	4th/11:45	BU11	Griffin III 49 run
at Kansas	6	98	1:53	4th/07:58	BU02	Williams 36 pass from Griffin III
at Kansas	3	80	0:35	4th/03:32	BU20	Reese 67 pass from Griffin III
at Kansas	3	25	—	OT	KU25	Reese 14 pass from Griffin III
AVERAGE DRIVE	6.2	65.4	1:59			

LONG PLAYS (25-plus yards, from scrimmage)

YDS	PLAY	OPPONENT (QTR)
86	Elliott fumble return [TD]	ISU (3rd)
80	Ganaway run [TD]	Missouri (4th)
77	Williams pass from Griffin III [TD]	at A&M (2nd)
72	Williams pass from Griffin III [TD]	at OSU (4th)
68	Reese pass from Griffin III [TD]	Missouri (4th)
67	Reese pass from Griffin III [TD]	at Kansas (4th)
66	Wright pass from Griffin III [TD]	SFA (2nd)
64	Reese pass from Griffin III [TD]	Rice (3rd)
64	Sampson pass from Griffin III [TD]	TCU (3rd)
55	Dixon interception return [TD]	Rice (3rd)
52	Reese pass from Griffin III	Missouri (3rd)
50	Reese pass from Griffin III	at A&M (3rd)
49	Griffin III run [TD]	at Kansas (4th)
43	Reese pass from Griffin III [TD]	at A&M (3rd)
43	Wright pass from Griffin III [TD]	at KSU (2nd)
42	Reese pass from Griffin III [TD]	at KSU (2nd)
42	Williams pass from Griffin III [TD]	TCU (3rd)
41	Sampson from Griffin III	at OSU (3rd)
41	Ganaway run [TD]	SFA (3rd)
40	Williams pass from Wright [TD]	TCU (1st)
39	Williams pass from Griffin III	at OSU (3rd)
38	Ganaway run [TD]	Missouri (3rd)
36	Williams pass from Griffin III [TD]	at Kansas (4th)
36	Wright pass from Griffin III	TCU (2nd)
35	Griffin III run	SFA (2nd)
35	Wright pass from Griffin III [TD]	at KSU (3rd)
35	Wright pass from Griffin III [TD]	TCU (1st)
34	Wright pass from Griffin	at OSU (2nd)
34	Wright pass from Griffin III [TD]	at KSU (3rd)
33	Coffey interception return	at Kansas (2nd)
33	Wright pass from Griffin III	at KSU (2nd)
33	Martin run	Rice (4th)
32	Wright pass from Griffin III	TCU (1st)
31	Martin run	Rice (3rd)
30	Sampson pass from Griffin III	at A&M (3rd)
29	Sampson pass from Griffin III [TD]	Rice (1st)
28	Reese pass from Griffin III	at Kansas (2nd)
28	Williams pass from Griffin III [TD]	Missouri (3rd)
28	Reese pass from Griffin III	at KSU (2nd)
28	Hicks interception return	SFA (1st)
28	Wright pass from Griffin III [TD]	TCU (2nd)
27	Reese pass from Griffin III	SFA (1st)
26	Griffin III run	Rice (2nd)
26	Ganaway run	SFA (2nd)
26	Martin run	SFA (3rd)
25	Wright pass from Griffin III	at Kansas (4th)
25	Reese pass from Griffin III	ISU (4th)
25	Norwood pass from Petty	Rice (4th)

DRIVES SUPERLATIVES

MOST PLAYS:	21 (TD at OSU)	FEWEST PLAYS:	1 (TDs at A&M & vs. MU)
MOST YARDS:	98 (TD at KU)	FEWEST YARDS:	21 (TD vs. Rice)
LONGEST TIME:	8:12 (TD at OSU)	SHORTEST TIME:	0:12 (TD vs. MU)

2011 SEASON STATISTICS OVERALL: 6-3 (HOME 5-0, ROAD 1-3, NEUTRAL 0-0) | BIG 12 CONFERENCE: 3-3 (HOME 2-0, ROAD 1-3, NEUTRAL 0-0)

BAYLOR SUPERLATIVES

INDIVIDUAL		
Rushes	24	Ganaway, Terrance vs TCU (Sep 02, 2011) Griffin III, Robert vs Iowa State (Oct 08, 2011)
Yards Rushing	200	Ganaway, Terrance vs Iowa State (Oct 08, 2011)
TD Rushes	3	Ganaway, Terrance vs Iowa State (Oct 08, 2011)
Long Rush	80	Ganaway, Terrance vs Missouri (Nov 05, 2011)
Pass attempts	50	Griffin III, Robert at Oklahoma State (Oct 29, 2011)
Pass completions	33	Griffin III, Robert at Oklahoma State (Oct 29, 2011)
Yards Passing	430	Griffin III, Robert at Texas A&M (Oct 15, 2011)
TD Passes	5	three times
Long Pass	77	Griffin III, Robert at Texas A&M (Oct 15, 2011)
Receptions	12	Wright, Kendall vs TCU (Sep 02, 2011)
Yards Receiving	201	Wright, Kendall at Kansas State (Oct 01, 2011)
TD Receptions	3	Wright, Kendall at Kansas State (Oct 01, 2011)
Long Reception	77	Williams, Terrance at Texas A&M (Oct 15, 2011)
Field Goals	2	Jones, Aaron vs Stephen F. Austin (Sep 17, 2011)
Long Field Goal	48	Jones, Aaron vs Stephen F. Austin (Sep 17, 2011)
Punts	4	Roth, Spencer vs TCU (Sep 02, 2011) Roth, Spencer vs Iowa State (Oct 08, 2011)
Punting Avg	46.0	Roth, Spencer at Kansas (Nov 12, 2011)
Long Punt	58	Roth, Spencer vs Iowa State (Oct 08, 2011)
Punts inside 20	1	five times
Long Punt Return	31	Norwood, Levi vs Iowa State (Oct 08, 2011)
Long Kickoff Return	55	Jones, Darius vs TCU (Sep 02, 2011)
Tackles	21	Holl, Sam at Kansas (Nov 12, 2011)
Sacks	2.0	Robertson, Tracy at Kansas State (Oct 01, 2011)
Tackles For Loss	2.5	Mason Jr., Gary vs Rice (Sep 24, 2011) Lloyd, Terrance vs Missouri (Nov 05, 2011)
Interceptions	2	Coffey, Elliot at Kansas (Nov 12, 2011)

TEAM

Rushes	67	vs Iowa State (Oct 08, 2011)
Yards Rushing	395	vs Iowa State (Oct 08, 2011)
Yards Per Rush	8.6	vs Stephen F. Austin (Sep 17, 2011)
TD Rushes	5	vs Iowa State (Oct 08, 2011)
Pass attempts	51	at Oklahoma State (Oct 29, 2011)
Pass completions	34	at Oklahoma State (Oct 29, 2011)
Yards Passing	446	at Oklahoma State (Oct 29, 2011)
Yards Per Pass	14.3	vs TCU (Sep 02, 2011)
TD Passes	6	vs TCU (Sep 02, 2011)
Total Plays	105	at Oklahoma State (Oct 29, 2011)
Total Offense	686	vs Missouri (Nov 05, 2011)
Yards Per Play	10.1	vs Stephen F. Austin (Sep 17, 2011)
Points	56	vs Rice (Sep 24, 2011)
Sacks By	5	vs Iowa State (Oct 08, 2011)
First Downs	37	vs Iowa State (Oct 08, 2011)
Penalties	11	vs TCU (Sep 02, 2011)
Penalty Yards	116	vs TCU (Sep 02, 2011)
Turnovers	5	at Oklahoma State (Oct 29, 2011)
Interceptions By	3	at Kansas (Nov 12, 2011)
Punts	4	three times
Punting Avg	46.0	at Kansas (Nov 12, 2011)
Long Punt	58	vs Iowa State (Oct 08, 2011)
Punts inside 20	2	vs Missouri (Nov 05, 2011)
Long Punt Return	31	vs Iowa State (Oct 08, 2011)

OPPONENT SUPERLATIVES

INDIVIDUAL		
Rushes	25	Klein, Collin, at Kansas State (Oct 01, 2011)
Yards Rushing	152	Randle, Joseph, at Oklahoma State (Oct 29, 2011)
TD Rushes	4	Randle, Joseph, at Oklahoma State (Oct 29, 2011)
Long Rush	81	Sims, Herschel, at Oklahoma State (Oct 29, 2011)
Pass attempts	46	Franklin, James, vs Missouri (Nov 05, 2011)
Pass completions	33	Franklin, James, vs Missouri (Nov 05, 2011)
Yards Passing	415	Tannehill, Ryan, at Texas A&M (Oct 15, 2011)
TD Passes	6	Tannehill, Ryan, at Texas A&M (Oct 15, 2011)
Long Pass	68	Tannehill, Ryan, at Texas A&M (Oct 15, 2011)
Receptions	13	Blackmon, J., at Oklahoma State (Oct 29, 2011)
Yards Receiving	206	Swope, Ryan, at Texas A&M (Oct 15, 2011)
TD Receptions	4	Swope, Ryan, at Texas A&M (Oct 15, 2011)
Long Reception	68	Swope, Ryan, at Texas A&M (Oct 15, 2011)
Field Goals	3	Cantele, A., at Kansas State (Oct 01, 2011)
Long Field Goal	47	Bullock, Randy, at Texas A&M (Oct 15, 2011)
Punts	8	Van Der Kamp, K., vs Iowa State (Oct 08, 2011)
Punting Avg	49.5	Sharp, Quinn, at Oklahoma State (Oct 29, 2011)
Long Punt	67	Van Der Kamp, K., vs Iowa State (Oct 08, 2011)
Punts inside 20	3	Martens, Kyle, vs Rice (Sep 24, 2011)
Long Punt Return	30	Dawson, Skye, vs TCU (Sep 02, 2011) Beshears, D.J., at Kansas (Nov 12, 2011)
Long Kickoff Return	73	Mccoy, Greg, vs TCU (Sep 02, 2011)
Tackles	18	Knott, Jake, vs Iowa State (Oct 08, 2011)
Sacks	1.5	Brown, Arthur, at Kansas State (Oct 01, 2011) Moore, Damontre, at Texas A&M (Oct 15, 2011) Hamilton, Domin, vs Missouri (Nov 05, 2011)
Tackles For Loss	2.5	Moore, Damontre, at Texas A&M (Oct 15, 2011)
Interceptions	1	five times

TEAM


Rushes	64	at Kansas (Nov 12, 2011)
Yards Rushing	327	at Oklahoma State (Oct 29, 2011)
Yards Per Rush	12.1	at Oklahoma State (Oct 29, 2011)
TD Rushes	5	at Oklahoma State (Oct 29, 2011)
Pass attempts	46	vs Missouri (Nov 05, 2011)
Pass completions	33	vs Missouri (Nov 05, 2011)
Yards Passing	415	at Texas A&M (Oct 15, 2011)
Yards Per Pass	10.9	at Texas A&M (Oct 15, 2011)
TD Passes	6	at Texas A&M (Oct 15, 2011)
Total Plays	91	at Kansas (Nov 12, 2011)
Total Offense	681	at Texas A&M (Oct 15, 2011)
Yards Per Play	9.5	at Oklahoma State (Oct 29, 2011)
Points	59	at Oklahoma State (Oct 29, 2011)
Sacks By	5	at Kansas State (Oct 01, 2011)
First Downs	35	at Texas A&M (Oct 15, 2011)
Penalties	9	vs Stephen F. Austin (Sep 17, 2011)
Penalty Yards	80	at Oklahoma State (Oct 29, 2011)
Turnovers	3	at Kansas (Nov 12, 2011)
Interceptions By	2	at Oklahoma State (Oct 29, 2011)
Punts	8	vs Iowa State (Oct 08, 2011)
Punting Avg	49.5	at Oklahoma State (Oct 29, 2011)
Long Punt	67	vs Iowa State (Oct 08, 2011)
Punts inside 20	3	vs Rice (Sep 24, 2011)
Long Punt Return	30	vs TCU (Sep 02, 2011) at Kansas (Nov 12, 2011)

RED ZONE

OPPONENT	SCORE	TIMES IN		POINTS	TDS	RUSH TDS	PASS TDS	FGS	FAILED TO SCORE INSIDE 20				HALF	GAME
		RED ZONE	SCORES						FGA	DOWN	INT	FUM		
TCU	50-48	3	3	16	2	1	1	1	0	0	0	0	0	0
SFA	48-0	6	5	31	4	2	2	1	0	0	0	1	0	0
Rice	56-31	6	5	35	5	2	3	0	0	1	0	1	0	0
Kansas State	35-36	1	1	7	1	0	1	0	0	0	0	0	0	0
Iowa State	49-26	7	5	35	5	4	1	0	0	0	0	1	1	0
Texas A&M	28-55	4	2	14	2	1	1	0	1	1	0	0	0	0
Oklahoma State	24-59	6	3	17	2	2	0	1	0	1	1	1	0	0
Missouri	42-39	5	2	13	2	1	1	0	1	0	0	1	1	0
Kansas	31-30	2	2	10	1	0	1	1	0	0	0	0	0	0
Totals	363-324	40	28	178	24	13	11	4	2	3	1	4	2	0
Opponents	324-363	45	39	236	30	13	17	9	2	0	1	3	0	0

SEASON PCT. (OVERALL):	28 of 40 (70.0%)
SEASON PCT. (TDS):	24 of 40 (60.0%)
SEASON PCT. (FGS):	4 of 40 (10.0%)
SEASON PCT. (NO SCORE):	12 of 40 (30.0%)

GAME RECAPS

GAME 1 • SEPT. 2 • WACO, TEXAS • FLOYD CASEY STADIUM (43,753)			
	14/15 TCU	48	0-1
	NR/NR BAYLOR	50	1-0

GAME NOTES

- It was Baylor's first win over a ranked opponent since Oct. 30, 2004, when it knocked off No. 16 Texas A&M, 35-34, in double overtime in Waco.
- It was Baylor's highest-ranked win since Sept. 14, 1991, when it defeated defending national champion and 12th-ranked Colorado, 16-14, in Boulder.
- The second-largest opening crowd attendance in Floyd Casey Stadium history was on hand (43,753).
- It was the 107th series meeting, but only the fourth since both left the Southwest Conference in 1996.
- Baylor's 50 points scored were the fourth-highest against TCU in the 107-game series.
- Baylor's 50 points scored were the most against a ranked opponent in program history.
- QB Robert Griffin III established a career high with five touchdown passes.
- IR Kendall Wright tied his own school record with 12 receptions, while establishing a new career high with 189 receiving yards.
- Wright became the first receiver in school history to surpass the 200-reception plateau.
- WR Terrance Williams established a new career high with 126 receiving yards.
- TE Jordan Najvar recorded his career-first catch on a 14-yard TD pass from Griffin III.
- RB Terrance Ganaway rushed for a career-high 120 yards, his career-first 100-yard rushing game.
- PK Aaron Jones provided the game-winner with a 37-yard FG with 1:04 remaining. Jones' game-winning kick was the first by a Baylor player since Ryan Havens' 22-yard FG at Colorado in 2006
- S Mike Hicks clinched Baylor's win with an interception in the waning seconds of the game.

SCORING BY QUARTERS	1	2	3	4	F
TCU	16	7	0	25	48
Baylor	14	20	13	3	50

SCORING SUMMARY

1st	12:43	BU	T. Williams 40 yd pass from Wright (Jones kick)
	11:53	TC	Pachall 9 yd run (Evans kick blocked)
	5:46	TC	Tucker 4 yd run (Evans kick)
	3:02	BU	Wright 35 yd pass from Griffin III (Jones kick)
	2:02	TC	Evans 44 yd field goal
2nd	14:25	BU	Wright 28 yd pass from Griffin III (Jones kick)
	12:32	TC	Brock 23 yd pass from Pachall (Evans kick)
	11:42	BU	Najvar 14 yd pass from Griffin III (Jones kick blocked)
	5:00	BU	Ganaway 2 yd run (Jones kick)
3rd	08:49	BU	Sampson 64 yd pass from Griffin III (Jones kick failed)
	6:10	BU	T. Williams 42 yd pass from Griffin III (Jones kick)
4th	14:23	TC	Brock 1 yd pass from Pachall (Pachall rush)
	11:05	TC	Boyce 9 yd pass from Pachall (Boyce pass from Pachall)
	7:11	TC	Porter 19 yd pass from Pachall (Pachall pass failed)
	4:27	TC	Evans 27 yd field goal
	1:04	BU	Jones 37 yd field goal

TEAM STATISTICS	TC	BU
First Downs	25	25
Rushes-Yds (Net)	38-215	36-150
Passing Yds (Net)	251	414
Passes Att-Comp-Int	40-25-1	29-23-0
Total Offense Yards-Plays	78-466	65-564
Fumble Returns-Yards	0-0	0-0
Punt Returns-Yards	2-29	1-9
Kickoff Returns-Yards	8-257	7-167
Interception Returns-Yards	0-0	1-11
Punts (No.-Avg.)	2-35.0	4-36.2
Fumbles-Lost	1-0	1-1
Penalties-Yards	6-47	11-116
Possession Time	33:06	26:54
Third-Down Conversions	6 of 16	4 of 10
Fourth-Down Conversions	1 of 2	0 of 0
Red-Zone Scores-Chances	6-7	3-3
Sacks By: Number-Yards	1-5	0-0

INDIVIDUAL STATISTICS

RUSHING: TCU — James 6-64; Dawson 3-44; Tucker 12-43; Wesley 6-36; Pachall 9-23; Dean 1-4; Boyce 1-1. Baylor — Ganaway 24-120; Griffin III 10-38; TEAM 1(-1); Salubi 1(-7).

PASSING: TCU — Pachall 25-39-1-251; TM 0-1-0-0. Baylor — Griffin III 21-27-0-359; Wright 2-2-0-55.


RECEIVING: TCU — Boyce 9-96; Brock 4-41; Dawson 2-18; Jones 2-16; White 2-14; James 2-8; Tucker 1-30; Porter 1-19; Carter 1-6; Shivers 1-3. Baylor — Wright 12-189; T. Williams 6-126; Najvar 2-18; Sampson 1-64; Griffin III 1-15; Reese 1-2.

INTERCEPTIONS: TCU — None. Baylor — Hicks 1-11.

FUMBLES: TCU — Shivers 1-0. Baylor — Griffin III 1-1.

SACKS (UA-A): TCU — Yendrey 1-0. Baylor — None.

TACKLES (UA-A): TCU — Cuba 7-2; White 7-1; Carder 6-1; Maoponga 3-2; Gardner 3-1; Battle 3-0; Verrett 3-0; Yendrey 2-2; Carter 2-2; Cain 2-1. Baylor — Casey 9-1; Hicks 8-2; Trahan 6-1; J. Williams 5-1; Coffey 4-2; Holl 4-0; Jean-Baptiste 2-2; Dixon 1-4.

GAME 2 • SEPT. 17 • WACO, TEXAS • FLOYD CASEY STADIUM (43,090)			
	STEPHEN F. AUSTIN	0	1-2
	19/24 BAYLOR	48	2-0

GAME NOTES

- Lightning forced a 41-minute weather delay in the second quarter (suspended at 7:26 p.m. and resumed at 8:07 p.m.). Because of the delay, the remaining third and fourth quarters were shortened to 12 minutes each with no halftime. Officials later called the game at the end of third quarter at 8:42 p.m., making the game official. All-told, the game-time was officially 42 minutes (12-minute third quarter).
- It was Baylor's first win as a Top 25 team since Oct. 30, 2010, when the 25th-ranked Bears defeated Texas, 30-22, in Austin.
- It was Baylor's first non-conference win as a Top 25 team since Sept. 19, 1991, when the 14th-ranked Bears defeated Missouri, 47-21.
- It was Baylor's first home win as a Top 25 team since Oct. 16, 1991, when the 22nd-ranked Bears defeated TCU, 26-9, on Homecoming.
- Baylor held an opponent scoreless for the first time since Sept. 23, 1995 (def. N.C. State, 14-0).
- Baylor held an opponent scoreless at home for the first time since Oct. 26, 1985 (def. TCU, 45-0).
- Six different players scored an offensive touchdown, the most by a Baylor team since Nov. 24, 2001, against Southern Illinois. Six different players also scored an offensive touchdown during Baylor's 56-12 win (Aaron Karas, Jonathan Golden, Derek Lagway, Ryan Long, Marques Roberts, Reggie Newhouse).
- QB Robert Griffin III set the school single-game record (minimum 20 attempts) with a 90.5 completion percentage, completing 19-of-21 passes.
- IR Kendall Wright became Baylor's all-time leader in receiving yards, surpassing Gerald McNeil.
- Wright tied a Baylor school record with his 19th career TD reception.

SCORING BY QUARTERS	1	2	3	4	F
Stephen F. Austin	0	0	0	—	0
Baylor	10	21	17	—	48

SCORING SUMMARY

1st	7:28	BU	Jones 48 yd field goal
	2:53	BU	Sampson 9 yd pass from Griffin III (Jones kick)
2nd	11:00	BU	Monk 10 yd pass from Griffin III (Jones kick)
	8:06	BU	Salubi 6 yd run (Jones kick)
	3:14	BU	Wright 66 yd pass from Griffin III (Jones kick)
3rd	11:21	BU	Ganaway 41 yd run (Jones kick)
	7:52	BU	Martin 18 yd run (Jones kick)
	3:12	BU	Jones 30 yd field goal

TEAM STATISTICS	SFA	BU
First Downs	10	25
Rushes-Yds (Net)	26-85	30-266
Passing Yds (Net)	122	279
Passes Att-Comp-Int	22-13-1	23-20-0
Total Offense Yards-Plays	48-207	54-545
Fumble Returns-Yards	0-0	0-0
Punt Returns-Yards	0-0	3-17
Kickoff Returns-Yards	4-55	1-29
Interception Returns-Yards	0-0	1-28
Punts (Number-Avg)	5-43.0	0-0.0
Fumbles-Lost	1-1	2-1
Penalties-Yards	9-52	5-35
Possession Time	27:51	20:09
Third-Down Conversions	3 of 11	3 of 6
Fourth-Down Conversions	1 of 2	0 of 0
Red-Zone Scores-Chances	0-1	5-6
Sacks By: Number-Yards	1-1	2-22

INDIVIDUAL STATISTICS

RUSHING: SFA — Barnes 5-57; Ford 9-28; Lawson 4-21; Roberson 1-5; Johnson 2-2; TEAM 1-0; Attaway 1-0; McQueen 1(-6); Williams 2(-22). BU — Ganaway 9-80; Griffin III 8-78; Martin 5-61; Salubi 5-44; Wright 1-3; I. Williams 2-0.

PASSING: SFA — Attaway 8-13-1-101; Williams 5-9-0-21. BU — Griffin III 19-21-0-265; Petty 1-2-0-14.

RECEIVING: SFA — Brooks 3-7; Roberson 2-43; Gambel 2-15; Lott 1-24; Crawford 1-17; Smith 1-10; Scott 1-5; Ford 1-4; Lawson 1(-3). BU — Wright 8-123; Sampson 4-32; Monk 3-39; Reese 2-44; Goodley 1-14; Najvar 1-14; Salubi 1-13.

INTERCEPTIONS: SFA — None. BU — Hicks 1-28.


FUMBLES: SFA — Johnson 1-1. BU — Monk 1-1; Griffin III 1-0.

SACKS (UA-A): SFA — Choice 0-1; Epperson 0-1. BU — Elliott 0-1; Mason Jr. 0-1; Jean-Baptiste 1-0.

TACKLES (UA-A): SFA — Epperson 5-3; Aubrey 5-0; Miles 3-1; Wells 3-0; Aubrey 2-2; Choice 2-1.

BU — Jean-Baptiste 5-2; Holl 4-0; Casey 4-0; Chadwick 3-0; Hager 2-1; Dixon 2-1; Mason Jr. 1-3.

GAME RECAPS

GAME 3 • SEPT. 24 • WACO, TEXAS • FLOYD CASEY STADIUM (40,088)			
	NR/NR RICE	31	1-2
	17/19 BAYLOR	56	3-0

GAME NOTES

- Baylor started the season 3-0 for the first time since 2005 — the 15th 3-0 start in school history.
- Baylor's 56 points were the most scored by either team in the 79-game series.
- With attendance of 40,088, it marked the third time in the 62-year history of Floyd Casey Stadium that Baylor drew three straight 40,000+ crowds to open the season (1975 and 1995).
- Baylor scored 40+ points in three consecutive games for the first time in school history.
- Baylor's 673 yards of total offense were the third-most in school history and the most since setting the school record (683) against Kansas State in 2010.
- QB **Robert Griffin III** set his 41st school record, becoming the Baylor career completions leader. RG3 surpassed Shawn Bell (559) and now has 579 career completions.
- Griffin III set his 42nd school record, establishing a Baylor single-game record for completion percentage (minimum 30 attempts) — 87.9 percent (29-of-33).
- With his first-quarter score, **Kendall Wright** set the Baylor school record with his 20th career TD reception.
- IR **Tevin Reese** posted his career-first 100-yard receiving game (106) and his career-first receiving TD.
- NB **Ahmad Dixon** recorded his career-first interception, returning it 55 yards for a TD. It was Baylor's first INT returned for a TD since Tim Atchison's 14-yard score vs. Kansas in 2010.

SCORING BY QUARTERS	1	2	3	4	F
Rice	0	17	7	7	31
Baylor	21	14	21	0	56

SCORING SUMMARY

- 1st 08:26 BU T. Williams 4 yd pass from Griffin III (Jones kick)
 06:15 BU Sampson 29 yd pass from Griffin III (Jones kick)
 05:34 BU Wright 17 yd pass from Griffin III (Jones kick)
 2nd 14:56 BU Ganaway 4 yd run (Jones kick)
 12:57 RICE Eddington 2 yd run (Boswell kick)
 10:52 BU Ganaway 10 yd pass from Griffin III (Jones kick)
 07:25 RICE Boswell 31 yd field goal
 04:46 RICE McDonald 5 yd pass from McHargue (Boswell kick)
 3rd 10:30 BU Dixon 55 yd interception return (Jones kick)
 06:00 BU Reese 64 yd pass from Griffin III (Jones kick)
 03:11 RICE Gautreaux 19 yd pass from McHargue (Boswell kick)
 00:54 BU Griffin III 4 yd run (Jones kick)
 4th 06:10 RICE McDonald 24 yd pass from McHargue (Boswell kick)

TEAM STATISTICS	RU	BU
First Downs	24	33
Rushes-Yds (Net)	38-156	50-288
Passing Yds (Net)	260	367
Passes Att-Comp-Int	39-23-1	35-31-0
Total Offense Yards-Plays	77-416	85-655
Fumble Returns-Yards	0-0	0-0
Punt Returns-Yards	0-0	2-0
Kickoff Returns-Yards	5-76	6-112
Interception Returns-Yards	0-0	1-55
Punts (Number-Avg)	4-43.8	1-39.0
Fumbles-Lost	2-1	4-2
Penalties-Yards	9-93	6-73
Possession Time	30:33	29:27
Third-Down Conversions	9 of 19	5 of 10
Fourth-Down Conversions	0 of 0	1 of 3
Red-Zone Scores-Chances	4-4	5-6
Sacks By: Number-Yards	0-0	2-10

INDIVIDUAL STATISTICS

- RUSHING:** Rice — Petersen 7-51; McHargue 14-44; McGuffie 9-24; Smith 3-23; Eddington, 4-14; TEAM 1-0. Baylor — Ganaway 17-78; Martin 6-76; Griffin III 6-51; Salubi 8-48; Williams 8-25; Petty 3-12; TEAM 2-(-2).
PASSING: Rice — McHargue 23-38-1-260; Petersen 0-1-0-0. Baylor — Griffin III 29-33-0-338; Petty 2-2-0-29.
RECEIVING: Rice — McDonald 6-59; Willson 5-52; Gautreaux 2-33; Moore 2-17; Smith 2-14; McGuffie 2-2; Kitchens 1-42; Cook 1-19; Petersen 1-12; Hull 1-10. Baylor — Wright 11-108; Reese 7-106; Sampson 3-31; T. Williams 2-25; Najvar 2-18; Ganaway 2-15; Norwood 1-25; Jones 1-21; Monk 1-5; Fuller 1-4; Salubi 0-9.
INTERCEPTIONS: Rice — None. Baylor — Dixon 1-55.
FUMBLES: Rice — Ross 1-1; Eddington 1-0. Baylor — Jones 2-1; Griffin III 1-1; Salubi 1-0.
SACKS (UA-A): Rice — None. Baylor — Lloyd 1-0; Burleson 0-1; McAllister 0-1.
TACKLES (UA-A): Rice — Allen 7-2; Nwosu 6-3; Solomon 6-0; Frazier 4-3; Klare 5-0; Jammer 5-0; Webb 4-2; Prater 3-3. Baylor — Dixon 5-4; Hicks 5-3; Coffey 5-3; Casey 6-0; Elliott 3-2; Morton 3-2.

GAME 4 • OCT. 1 • MANHATTAN, KAN. • BILL SNYDER FAMILY STADIUM (49,399)			
	15/16 BAYLOR	35	3-1, 0-1
	RV/RV KANSAS STATE	36	4-0, 1-0

GAME NOTES

- IR **Kendall Wright** set a single-game school record with 201 receiving yards, breaking the previous record held by **Gerald McNeil** (197 at Arkansas, 1981).
- Wright tied a single-game school record with a career-high three TD receptions.
- QB **Robert Griffin III** tied a career high with five TD passes — his third five-TD game of the season.
- Griffin III's streak of 170 consecutive attempts without an interception was snapped in the fourth quarter.
- LB **Sam Holl** recorded his career-first interception.
- Four of Baylor's five scoring drives at Kansas State took less than two minutes.
- Baylor trailed in time of possession for the sixth straight game.
- Kansas State sacked Griffin III five times; Baylor QBs were sacked twice in first three games.

SCORING BY QUARTERS	1	2	3	4	F
Baylor	7	14	14	0	35
Kansas State	13	6	7	10	36

SCORING SUMMARY


- 1st 13:12 BU Monk 5 yd pass from Griffin III (Jones kick)
 5:47 KS Hubert 15 yd pass from Klein (Cantele kick)
 3:05 KS Cantele 28 yd field goal
 0:28 KS Cantele 37 yd field goal
 2nd 13:40 BU Wright 43 yd pass from Griffin III (Jones kick)
 3:23 BU Reese 42 yd pass from Griffin III (Jones kick)
 1:37 KS Harper 24 yd pass from Klein (Pease pass failed)
 3rd 13:37 KS Pease 12 yd run (Cantele kick)
 12:29 BU Wright 34 yd pass from Griffin III (Jones kick)
 3:08 BU Wright 35 yd pass from Griffin III (Jones kick)
 4th 5:43 KS Klein 1 yd run (Cantele kick)
 3:10 KS Cantele 31 yd field goal

TEAM STATISTICS	BU	KS
First Downs	21	24
Rushes-Yds (Net)	30-83	51-210
Passing Yds (Net)	346	146
Passes Att-Comp-Int	32-23-1	28-13-1
Total Offense Yards-Plays	62-429	79-356
Fumble Returns-Yards	0-0	0-0
Punt Returns-Yards	1-19	0-0
Kickoff Returns-Yards	6-133	4-86
Interception Returns-Yards	1-1	1-10
Punts (Number-Avg)	2-27.0	3-44.0
Fumbles-Lost	4-2	1-0
Penalties-Yards	8-103	4-35
Possession Time	21:13	38:47
Third-Down Conversions	3 of 11	9 of 19
Fourth-Down Conversions	4 of 5	1 of 1
Red-Zone Scores-Chances	1-1	7-8
Sacks By: Number-Yards	3-28	5-26

INDIVIDUAL STATISTICS

- RUSHING:** BU — Ganaway 13-38, Wright 1-19, Salubi 3-14, Griffin III 12-6, Martin 1-6; KSU — Klein 25-113 1 TD, Hubert 16-57, Pease 5-33 1 TD, Harper 1-8, Lockett 1-4, TEAM 3-(-5).
PASSING: BU — Griffin III 23-31-1-346 5 TD, Wright 0-1-0-0; KSU — Klein 13-28-1-146 2 TD.
RECEIVING: BU — Wright 9-201 3 TD, Reese 5-86 1 TD, Najvar 3-21, Sampson 2-18, Monk 2-10 1 TD, T. Williams 1-9, Martin 1-1; KSU — Harper 6-67 1 TD, Hubert 3-47 1 TD, McDonald 2-27, Lockett 1-5, Smith 1-0.
INTERCEPTIONS: BU — Holl 1-1; KSU — Brown 1-10.
FUMBLES: BU — Griffin 2-0, Reese 1-1, Martin 1-1; KSU — Klein 1-0.
SACKS (UA-A): BU — Robertson 2-0, Mason Jr. 1-0; KSU — Brown 1-1, Voelker 1-0, Williams 1-0. Garrett 0-1
TACKLES (UA-A): BU — Casey 8-2, Coffey 2-8, Holl 7-2, Dixon 6-3, Trahan 2-4, Hicks 4-1, Lloyd 3-2; KSU — Brown 5-3, Childs 4-3, Lamur 1-6, Malone 4-2, Hartman 3-3, Lutui 1-4, Garrett 1-4.

GAME RECAPS

GAME 5 • OCT. 8 • WACO, TEXAS • FLOYD CASEY STADIUM (35,625)			
	IOWA STATE	26	3-2, 0-2
	25/RV BAYLOR	49	4-1, 1-1

GAME NOTES

- Baylor started 4-0 at home for the second consecutive season and for the fourth time in the 62-year history of Floyd Casey Stadium.
- Baylor established a school record with 37 first downs, eclipsing the previous mark of 35 set Oct. 14, 1995, at Houston.
- Baylor racked up 600+ yards of total offense for the second time this season (and fourth game with 500+ yards of total offense).
- Baylor rushed for a season-high 391 yards, the most since Sept. 12, 2008, vs. Washington State (426).
- Baylor rushed for 208 yards in the first half, its first 200-yard rushing half since Oct. 16, 2010, at Colorado (208), and most since 2008 vs. Washington State (223).
- RB **Terrance Ganaway** rushed for a career-high 200 yards, his second career 100-yard rushing game, and tied a career high with three TDs.
- Ganaway posted the fifth 200-yard rushing game in school history, becoming the first 200-yard Baylor rusher since **Jay Finley's** school-record 250 yards against Kansas State on Oct. 23, 2010.
- DE **Tevin Elliott's** 86-yard fumble return for a TD was the first by a Baylor player since the late **Anthony Arline** returned a fumble 40 yards for a score Sept. 16, 2006, vs. Washington State in Seattle. Elliott's return is the longest since **Keith Caldwell** also had an 86-yard return Oct. 10, 1992, at TCU.
- QB **Robert Griffin III** became the school's career leader in passing attempts, passing Shawn Bell (914). RG3 now owns 43 school records and is the career leader in 16 categories.

SCORING BY QUARTERS	1	2	3	4	F
Iowa State	7	7	6	6	26
Baylor	0	21	14	14	49

SCORING SUMMARY

1st	11:13	ISU	Reynolds 10 yd pass from Jantz (Mahoney kick)
2nd	13:22	BU	Griffin III 1 yd run (Jones kick)
	10:19	ISU	Branderhorst 1 yd pass from Jantz (Mahoney kick)
	7:31	BU	Wright 15 yd pass from Griffin III (Jones kick)
	4:30	BU	Martin 1 yd run (Jones kick)
3rd	8:08	BU	Ganaway 3 yd run (Jones kick)
	6:18	BU	Elliott 86 yd fumble return (Jones kick)
	5:32	ISU	White 76 yd run (kick failed)
4th	12:26	BU	Ganaway 2 yd run (Jones kick)
	8:08	ISU	Reynolds 28 yd pass from Jantz (kick failed)
	4:19	BU	Ganaway 22 yd run (Jones kick)

TEAM STATISTICS

	ISU	BU
First Downs	17	37
Rushes-Yds (Net)	33-181	67-395
Passing Yds (Net)	244	212
Passes Att-Comp-Int	35-17-1	30-22-0
Total Offense Yards-Plays	68-425	97-607
Fumble Returns-Yards	0-0	1-86
Punt Returns-Yards	2-15	2-39
Kickoff Returns-Yards	5-88	4-72
Interception Returns-Yards	0-0	1-9
Punts (No.-Avg.)	8-42.6	4-43.0
Fumbles-Lost	1-1	2-2
Penalties-Yards	7-31	2-20
Possession Time	24:00	36:00
Third-Down Conversions	6 of 16	8 of 15
Fourth-Down Conversions	1 of 1	1 of 1
Red-Zone Scores-Chances	2-3	5-7
Sacks By: Number-Yards	3-23	5-27

INDIVIDUAL STATISTICS

RUSHING: Iowa State — White 15-148 1 TD; Jantz 15-24; Woody 2-9; Hollis 1-0. Baylor — Ganaway 23-200 3 TD; Griffin III 24-107 1 TD; Martin 9-47 1 TD; Wright 2-15; Salubi 4-18; I. Williams 2-4; Petty 1-3; Reese 1-3; TEAM 1(-2).

PASSING: Iowa State — Jantz 17-35-1-244 3 TD. Baylor — Griffin III 22-30-0-212 1 TD.


RECEIVING: Iowa State — Reynolds 7-178 2 TD; Lenz 2-39; Horne 2-11; White 2-7; Branderhorst 2-3 1 TD; West 1-3; Darks 1-3. Baylor — Wright 8-69 1 TD; T. Williams 5-46; Reese 3-41; Sampson 3-34; Monk 1-10; Navjvar 1-10; Wade 1-2.

INTERCEPTIONS: Iowa State — None. Baylor — McCall 1-9.

FUMBLES: Iowa State — Jantz 1-1. Baylor — Ganaway 1-1; Salubi 1-1.

SACKS (UA-A): Iowa State — Klein 1-0; Lattimer 1-0; Benton 0-1; Ruempolhamer 0-1. Baylor — Elliott 1-1; Lloyd 1-0; McAllister 1-0; Robertson 1-0; Coffey 0-1.

TACKLES (UA-A): Iowa State — Knott 12-6; Johnson 9-3; Givens 7-3; Washington 7-2; Benton 6-3; Reeves 7-1; Scott 3-3. Baylor — Holl 9-2; Hicks 7-1; Coffey 3-5; Dixon 5-1; Elliott 3-2; Casey 2-3; Chadwick 3-1.

GAME 6 • OCT. 15 • COLLEGE STATION, TEXAS • KYLE FIELD (87,361)			
	20/24 BAYLOR	28	4-2, 1-2
	21/23 TEXAS A&M	55	4-2, 2-1

GAME NOTES

- It was the 108th "Battle of the Brazos" series meeting between Baylor and Texas A&M, the most-played series in Baylor football history, and only the seventh time that both Baylor and Texas A&M were ranked in the Top 25.
- Baylor was held to under 30 points for the first time this season.
- Baylor trailed at the half for the first time this season.
- QB **Robert Griffin III** etched his name on his 44th school record, setting the single-game mark for passing yards with 430. RG3's record breaks the previous mark of 427 by current backup QB **Nick Florence** (427 yards at Missouri, 2009).
- With three passing TDs, **Griffin III** tied his own school record for passing TDs in a single season with 22.
- WR **Terrance Williams** established a single-game career high with 146 receiving yards and tied a single-game career high with eight receptions.

SCORING BY QUARTERS	1	2	3	4	F
Baylor	7	7	14	0	28
Texas A&M	3	21	17	14	55

SCORING SUMMARY

1st	4:42	BU	Wright 6 yd pass from Griffin III (Jones kick)
	1:24	TAM	Bullock 35 yd field goal
2nd	8:16	TAM	Swope 68 yd pass from Tannehill (Bullock kick)
	7:59	BU	T. Williams 77 yd pass from Griffin III (Jones kick)
	6:21	TAM	Michael 7 yd pass from Tannehill (Bullock kick)
	0:33	TAM	Swope 8 yd pass from Tannehill (Bullock kick)
3rd	10:38	TAM	Swope 5 yd pass from Tannehill (Bullock kick)
	9:57	BU	Reese 43 yd pass from Griffin III (Jones kick)
	7:54	TAM	Bullock 47 yd field goal
	3:50	BU	Ganaway 4 yd run (Jones kick)
	2:43	TAM	Swope 68 yd pass from Tannehill (Bullock kick)
4th	9:46	TAM	Nwachukwu 47 yd pass from Tannehill (Bullock kick)
	5:44	TAM	Michael 4 yd run (Bullock kick)

TEAM STATISTICS

	BU	TAM
First Downs	24	35
Rushes-Yds (Net)	31-50	45-266
Passing Yds (Net)	430	415
Passes Att-Comp-Int	40-28-1	38-25-1
Total Offense Yards-Plays	71-480	83-681
Fumble Returns-Yards	0-0	0-0
Punt Returns-Yards	0-0	2-13
Kickoff Returns-Yards	6-129	4-91
Interception Returns-Yards	1-0	1-0
Punts (No.-Avg.)	3-43.7	0-0
Fumbles-Lost	2-0	0-0
Penalties-Yards	10-83	7-56
Possession Time	28:48	31:12
Third-Down Conversions	7 of 13	10 of 13
Fourth-Down Conversions	1 of 2	0 of 0
Red-Zone Scores-Chances	2-4	5-5
Sacks By: Number-Yards	0-0	5-26

INDIVIDUAL STATISTICS

RUSHING: Baylor — Ganaway 16-34 1 TD; Griffin III 12-15; Martin 1-1; Salubi 2-0. Texas A&M — Michael 21-105 1 TD; Tannehill 5-55; Gray 12-42; Nwachukwu 2-34; Malena 4-33; TEAM 1(-3).

PASSING: Baylor — Griffin III 28-40-1-430 3 TD. Texas A&M — Tannehill 25-37-1-415 6 TD; Gray 0-1-0-0.

RECEIVING: Baylor — T. Williams 8-146 1 TD; Wright 7-67 1 TD; Sampson 6-76; Reese 4-106 1 TD; Navjvar 2-24; Ganaway 1-11. Texas A&M — Swope 11-206 4 TD; Fuller 5-71; Nwachukwu 4-94 1 TD; Gray 2-17; Michael 2-8 1 TD; Kennedy 1-19.


INTERCEPTIONS: Baylor — Elliott 1-0. Texas A&M — Harris 1-0.

FUMBLES: Baylor — Navjvar 1-0; T. Williams 1-0. Texas A&M — None.

SACKS (UA-A): Baylor — None. Texas A&M — Moore 1-1; Porter 1-0; Russell 1-0; Stewart 1-0; Nealy 0-1.

TACKLES (UA-A): Baylor — Coffey 4-9; Hicks 7-5; Morton 8-3; Dixon 6-5; J. Williams 5-1; Casey 4-2. Texas A&M — Nealy 4-3; Smith 4-1; Frederick 4-0; G. Williams 3-1; Porter 2-2; Moore 2-2; Stewart 2-2.

GAME RECAPS

GAME 7 • OCT. 29 • STILLWATER, OKLA. • BOONE PICKENS STADIUM (58,274)			
	RV/RV BAYLOR	24	4-3, 1-3
	3/4 OKLAHOMA STATE	59	8-0, 5-0

GAME NOTES

- Baylor was held scoreless in the first half for the first time since the 2010 Texas Bowl (Dec. 29, 2010). It was the first time Baylor was held scoreless in a regular-season game since Nov. 6, 2010, at Oklahoma State.
- Baylor committed a season-high five turnovers — the most since Aug. 28, 2008, against Wake Forest (five).
- Baylor set a single-game school passing record for 446 yards (previous mark was 434 vs. Kansas, 2010).
- Baylor ran a season-high 105 offensive plays.
- QB **Robert Griffin III** established the Baylor single-season record for passing TDs, breaking the single-season mark he shared with **Blake Szymanski**.
- Griffin III posted his second consecutive 400-yard passing game and third of his career. RG3 threw for 425 yards — five shy of his school record — and set personal career bests for pass completions (33) and pass attempts (50). It was his ninth career 300-yard passing performance.
- Griffin III broke his own school mark for yards of total offense in a single game, tallying 452 yards.
- IR **Kendall Wright** posted his fifth 100-yard receiving game of the season..
- PR **Aaron Jones**’ third-quarter 36-yard FG snapped his streak of four consecutive missed FG attempts.
- Junior DB **Chance Casey** made his career-first start as a safety after making 20 starts at cornerback.

SCORING BY QUARTERS	1	2	3	4	F
Baylor	0	0	3	21	24
Oklahoma State	21	14	14	10	59

SCORING SUMMARY

1st	04:55	OSU	Randle 2 yd run (Sharp kick)
	04:37	OSU	Staley 18 yd pass from Weeden (Sharp kick)
	00:54	OSU	Randle 62 yd run (Sharp kick)
2nd	04:44	OSU	Blackmon 8 yd pass from Weeden (Sharp kick)
	00:40	OSU	Randle 7 yd run (Sharp kick)
3rd	13:10	OSU	Randle 7 yd run (Sharp kick)
	09:14	BU	Jones 36 yd field goal
	01:34	OSU	Blackmon 2 yd pass from Weeden (Sharp kick)
4th	14:55	BU	Ganaway 18 yd run (Jones kick)
	14:34	OSU	Sims 81 yd run (Sharp kick)
	14:03	BU	T. Williams 72 yd pass from Griffin III (Jones kick)
	09:18	OSU	Sharp 36 yd field goal
	01:06	BU	Griffin III 1 yd run (Jones kick)

TEAM STATISTICS

	BU	OSU
First Downs	36	23
Rushes-Yds (Net)	54-176	27-327
Passing Yds (Net)	446	274
Passes Att-Comp-Int	51-34-2	36-24-0
Total Offense Yards-Plays	105-622	63-601
Fumble Returns-Yards	1-22	1-47
Punt Returns-Yards	1-3	0-0
Kickoff Returns-Yards	6-124	3-56
Interception Returns-Yards	0-0	2-61
Punts (Number-Avg)	0-0	2-49.5
Fumbles-Lost	4-3	1-1
Penalties-Yards	3-28	7-80
Possession Time	38:54	21:06
Third-Down Conversions	7 of 18	8 of 13
Fourth-Down Conversions	5 of 7	1 of 1
Red-Zone Scores-Chances	3-6	7-8
Sacks By: Number-Yards	0-0	2-9

INDIVIDUAL STATISTICS

RUSHING: Baylor — Ganaway 23-88 1 TD; Martin 8-28; Griffin III 16-27 1 TD; Salubi 5-20; Wright 1-9; Reese 1-4. OSU — Randle 14-152 4 TD; Sims 8-104 1 TD; Smith 3-77; TEAM 2-(-6).

PASSING: Baylor — Griffin III 33-50-2-425 1 TD; Trahan 1-1-0-21. OSU — Weeden 24-36-0-274 3 TD.


RECEIVING: Baylor — Wright 11-117; T. Williams 8-154 1 TD; Sampson 6-82; Reese 5-32; Norwood 2-23; Monk 1-21; Ganaway 1-17. OSU — Blackmon 13-172 2 TD; Chelf 3-14; Moore 2-52; Staley 1-18 1 TD; Anderson 1-8; Cooper 1-4; Stewart 1-3; Randle 1-2; Harrison 1-1.

INTERCEPTIONS: Baylor — None. OSU — Gilbert 1-27; Lowe 1-34.

FUMBLES: Baylor — Norwood 1-1; Ganaway 1-0; Martin 1-1; Reese 1-1. OSU — Harrison 1-1.

SACKS (UA-A): Baylor — None. OSU — Blatnick 1-0-6; Thomas 1.0-3.

TACKLES (UA-A): Baylor — Morton 6-0; J. Williams 6-0; Casey 6-0; Chadwick 5-0; Hicks 5-0; Holl 3-0. OSU — Elkins 9-0; Lowe 8-1; Thomas 6-2; Lavey 6-0; Johnson 6-0; Imade 5-1; Craig 5-0.

GAME 8 • NOV. 5 • WACO, TEXAS • FLOYD CASEY STADIUM (40,194)			
	NR/RV MISSOURI	39	4-5, 2-4
	NR/NR BAYLOR	42	5-3, 2-3

GAME NOTES

- It was the 80th Homecoming game in school history and the 102nd anniversary of the first Homecoming in 1909.
- Baylor set a single-game school record with 686 yards of total offense, breaking previous mark of 683 set in 2010 against Kansas State.
- Baylor gained 600+ yards of total offense for the second straight game and fourth time this season (only seven games with 600+ total yards in previous 109 seasons).
- Baylor had three receivers with 7+ receptions for the first time since 2004 against Iowa State (**Trent Shelton** [10], **Marques Roberts** [8], **Dominique Zeigler** [7]).
- QB **Robert Griffin III** posted his 10th career 300-yard and third consecutive — and fourth career — 400-yard passing performance.
- **Griffin III** broke his own Baylor single-game record for total offense yards with 459. He broke his previous mark last week at Oklahoma State (452).
- **Griffin III** recorded his third consecutive 400-yard passing game.
- RB **Terrance Ganaway** became only the second player in program history with multiple games with 180+ rushing yards (**Jerod Douglas**).
- IR **Tevin Reese** set a career high with 163 receiving yards.

SCORING BY QUARTERS	1	2	3	4	F
Missouri	7	7	0	25	39
Baylor	0	13	15	14	42

SCORING SUMMARY

1st	08:04	MU	Josey 6 run (Barrow kick)
2nd	12:33	BU	T. Williams 6 yd pass from Griffin III (Jones kick)
	03:38	MU	Josey 2 run (Barrow kick)
	00:01	BU	Griffin III 1 yd run (Jones kick blocked)
3rd	13:12	BU	T. Williams 28 yd pass from Griffin III (Griffin III rush)
	01:24	BU	Ganaway 38 yd run (Jones kick)
4th	13:46	MU	Barrow 30 yd field goal
	08:22	BU	Reese 68 yd pass from Griffin III (Jones kick)
	07:05	MU	Lucas 24 yd pass from Franklin (Lawrence rush)
	06:53	BU	Ganaway 80 yd run (Jones kick)
	03:55	MU	Moe 17 yd pass from Franklin (Barrow kick)
	01:59	MU	Washington 15 yd pass from Franklin (Barrow kick)

TEAM STATISTICS

	MU	BU
First Downs	32	31
Rushes-Yds (Net)	40-253	42-280
Passing Yds (Net)	325	406
Passes Att-Comp-Int	46-33-0	41-27-0
Total Offense Plays-Yards	86-578	83-686
Fumbles Returns-Yards	0-0	0-0
Punt Returns-Yards	0-0	0-0
Kickoff Returns-Yards	5-26	4-13
Interception Returns-Yards	0-0	0-0
Punts (Number-Avg)	4-34.8	4-28.0
Fumbles-Lost	3-1	3-1
Penalties-Yards	6-57	8-85
Possession Time	30:38	29:22
Third-Down Conversions	7 of 15	8 of 15
Fourth-Down Conversions	1 of 3	1 of 1
Red-Zone Scores-Chances	5-5	2-5
Sacks By: Number-Yards	2-15	1-8

INDIVIDUAL STATISTICS

RUSHING: Missouri — Josey 15-132 2 TD; Lawrence 9-64; Franklin 16-57. Baylor — Ganaway 12-186 2 TD; Griffin III 19-53 1 TD; Salubi 8-38; Martin 2-5; TEAM 1-(-2).

PASSING: Missouri — Franklin 33-46-0-325 3 TD. Baylor — Griffin III 27-41-0-406 3 TD.

RECEIVING: Missouri — Egnew 12-69; Lucas 4-80 1 TD; Washington 4-52 1 TD; Moe 3-31 1 TD; Gerau 3-29; Kemp 3-20; Jackson 1-22; Josey 1-11; McGaffie 1-7; Lawrence 1-4. Baylor — Reese 7-163 1 TD; T. Williams 7-100 2 TD; Wright 7-97; Najvar 2-25; Sampson 2-8; Norwood 1-9; Ganaway 1-4.

INTERCEPTIONS: Missouri — None. Baylor — None.


FUMBLES: Missouri — Egnew 1-2; Lawrence 1-0. Baylor — Griffin III 3-1.

SACKS (UA-A): Missouri — Hamilton 1-5-10; Richardson 0.5-5. Baylor — Lloyd 0.5-4; Jean-Baptiste 0.5-4.

TACKLES (UA-A): Missouri — Jackson 7-2; Hamilton 4-5; Wilson 5-2; White 5-2; Gaines 4-3; Gooden 5-1; Richardson 4-1; Edwards 4-0. Baylor — Hicks 10-3; Coffey 10-1; Holl 9-1; Dixon 5-4; Chadwick 5-3; Lloyd 4-2; J. Williams 4-0.

GAME RECAPS

GAME 9 • NOV. 12 • LAWRENCE, KAN. • MEMORIAL STADIUM (35,188)

	RV/RV BAYLOR	31	6-3, 3-3
	NR/NR KANSAS	30	2-8, 0-7

GAME NOTES

- Baylor's 21-point fourth-quarter comeback was the largest fourth-quarter comeback in program history. Baylor's previous best was a tie between the 18-point comeback from 35-17 down at home against Kansas in 2006 and the 1936 game in which Texas led 18-0 only to see Baylor win 21-18.
- Baylor's win was the first time the road team has won in eight series meetings in Big 12 play.
- Baylor played its first overtime game since a 34-31 triple-overtime win at Colorado in 2006.
- QB **Robert Griffin III** posted his second 100-yard rushing game of the season.
- Griffin III tossed 300+ passing yards for the seventh game of the season.
- S **Sam Holl** had a career-high 21 tackles – tied for 10th-most in a single game in program history.
- IR **Kendall Wright** broke his own school record for single-season receptions with 80 (78 in 2010).
- Wright became the third receiver in program history to have 1,000 or more receiving yards in a single-season (1,073), joining **Reggie Newhouse (1,140 in 2002)** and **Gerald McNeil (1,034 in 1983)**.
- WR **Lanear Sampson** became the 10th receiver in program history with 100 or more career receptions.

SCORING BY QUARTERS	1	2	3	4	OT	F
Baylor	0	3	0	21	7	31
Kansas	3	14	7	0	6	30

SCORING SUMMARY

1st	09:42	KU	Doherty 37 yd field goal
2nd	12:50	KU	Matthews 2 yd run (Mueller kick)
	00:26	KU	Sims 2 yd run (Mueller kick)
	00:00	BU	Jones 37 yd field goal
3rd	03:31	KU	Pierson 34 yd run (Mueller kick)
4th	11:45	BU	Griffin III 49 yd run (Jones kick)
	07:58	BU	T. Williams 36 yd pass from Griffin III (Jones kick)
	03:32	BU	Reese 67 yd pass from Griffin III (Jones kick)
OT	15:00	BU	Reese 14 yd pass from Griffin III (Jones kick)
	15:00	KU	Biere 25 yd pass from Webb

TEAM STATISTICS

	BU	KU
First Downs	22	26
Rushes-Yds (Net)	28-193	64-296
Passing Yds (Net)	312	108
Passes Att-Comp-Int	30-22-1	27-17-3
Total Offense Yards-Plays	58-505	91-404
Fumble Returns-Yards	0-0	0-0
Punt Returns-Yards	2-3	2-37
Kickoff Returns-Yards	1-3	3-56
Interception Returns-Yards	3-34	1-7
Punts (Number-Avg)	3-46.0	5-46.2
Fumbles-Lost	3-3	0-0
Penalties-Yards	6-39	6-55
Possession Time	16:32	43:28
Third-Down Conversions	5 of 11	10 of 20
Fourth-Down Conversions	1 of 1	3 of 3
Red-Zone Scores-Chances	2-2	3-4
Sacks By: Number-Yards	1-5	0-0

INDIVIDUAL STATISTICS

RUSHING: Baylor — Griffin III 10-103 1 TD; Ganaway 9-45; Salubi 5-27; Morton 2-16; Martin 1-4; Wright 1-(-2). Kansas — Miller 24-147; Pierson 8-70 1 TD; Sims 24-64 1 TD; Matthews 4-15 1 TD; Webb 4-0.

PASSING: Baylor — Griffin III 22-29-1-312 3 TD. Kansas — Webb 17-27-3-108 1 TD.

RECEIVING: Baylor — Wright 8-102; Reese 6-127 2 TD; T. Williams 4-52 1 TD; Sampson 3-26; Salubi 1-5. Kansas — Beshears 7-20; Pick 5-39; Biere 3-47 1 TD; Pierson 1-4; Lewis 1-(-2).

INTERCEPTIONS: Baylor — Coffey 2-34; Hicks 1-0. Kansas — Davis 1-7.

FUMBLES: Baylor — Reese 1-1; Coffey 1-1; Griffin III 1-1. Kansas — None.

SACKS (UA-A): Baylor — Elliott 1-0. Kansas — None.

TACKLES (UA-A): Baylor — Holl 13-8; Chadwick 8-3; Coffey 7-3; Morton 6-3; Dixon 5-1; Hicks 2-5; J. Williams 3-2. Kansas — McDougald 8-3; Johnson 3-7; Willis 4-4; Terry 4-3; Barfield 4-0.

DRESS ROSTER

NUMERICAL ROSTER

NO	PLAYER	POS	HT	WT	CL	EXP	HOMETOWN (HIGH SCHOOL/PREVIOUS COLLEGE)
1	Kendall Wright	IR	5-10	190	Sr.	3L	Pittsburg, Texas (Pittsburg HS)
2	Terrance Williams	WR	6-3	190	Jr.	2L	Dallas, Texas (W.T. White HS)
3	Lanear Sampson	WR	5-11	200	Jr.	2L	Mesquite, Texas (North Mesquite HS)
4	Elliot Coffey	LB	6-0	235	Sr.	3L	Sugar Land, Texas (Clements HS)
4	Isaac Williams	RB	6-0	200	Sr.	1L	Los Angeles, Calif. (Locke HS / LA Southwest Coll. / El Camino Coll.)
5	Antwan Goodley	WR	5-10	210	RFr.	SQ	Midland, Texas (Midland HS)
5	Prince Kent	LB	6-2	215	So.	1L	Norcross, Ga. (Norcross HS / Hargrave Military Academy)
6	Ahmad Dixon	NB	6-0	200	So.	1L	Waco, Texas (Midway HS)
7	Darius Jones	WR	5-10	180	So.	1L	Marshall, Texas (Marshall HS)
8	Glasco Martin	RB	6-1	205	So.	1L	Round Rock, Texas (Stony Point HS)
8	K.J. Morton	S	5-10	185	So.	TR	Warner Robins, Ga. (Northside HS / College of the Sequoias)
9	Chance Casey	CB	5-11	185	Jr.	2L	Crosby, Texas (Crosby HS)
10	Robert Griffin III	QB	6-2	220	Jr.	2L	Copperas Cove, Texas (Copperas Cove HS)
10	Gary Mason Jr.	DE	6-4	265	Jr.	2L	Waxahachie, Texas (Waxahachie HS)
11	Nick Florence	QB	6-1	205	Jr.	2L	Garland, Texas (South Garland HS)
11	Terrance Lloyd	DE	6-3	230	So.	1L	Houston, Texas (Stratford HS)
12	Cordarius Golston	LB	6-1	215	So.	TR	Lancaster, Texas (Lancaster HS / Arizona / Kilgore College)
13	Tracy Robertson	DT	6-4	280	Sr.	3L	Houston, Texas (Lamar HS)
13	Michael Valdez	IR	5-10	190	Jr.	SQ	Humble, Texas (Atascocita HS)
14	Bryce Petty	QB	6-3	230	RFr.	SQ	Midlothian, Texas (Midlothian HS)
15	Brody Trahan	LB	5-11	215	So.	1L	Dickinson, Texas (Dickinson HS)
16	Tevin Reese	IR	5-10	160	So.	1L	Temple, Texas (Temple HS)
17	Mike Hicks	S	5-11	195	Jr.	2L	China Spring, Texas (China Spring HS)
18	Tevin Elliott	DE	6-3	250	So.	1L	Mount Pleasant, Texas (Mount Pleasant HS)
18	Jordan Najvar	TE	6-6	260	So.	SQ	Spring, Texas (Klein Oak HS / Stanford)
19	LeQuince McCall	NB	6-1	220	So.	1L	San Antonio, Texas (Ronald Reagan HS)
20	Jerod Monk	TE	6-5	260	Jr.	2L	Wylie, Texas (Wylie HS)
21	Jarred Salubi	RB	5-9	210	Jr.	2L	Waco, Texas (Waco HS)
22	Joe Williams	CB	5-9	190	So.	TR	St. Louis, Mo. (Riverview Gardens HS / Fort Scott CC)
23	Clay Fuller	IR	6-1	195	Fr.	HS	Bulverde, Texas (Smithson Valley)
24	Terrance Ganaway	RB	6-0	240	Sr.	2L	DeKalb, Texas (DeKalb HS / Houston / Texarkana College)
24	T.C. Robinson	DB	5-10	180	RFr.	SQ	Abilene, Texas (Cooper HS)
25	Sam Holl	S	6-1	200	So.	1L	Katy, Texas (Katy HS)
26	Rodney Chadwick	LB	6-0	235	Jr.	2L	Carthage, Texas (Carthage HS)
27	Tyler Stephenson	CB	5-11	160	SO	1L	Lancaster, Texas (Lancaster HS)
27	Bryan Swindoll	TE	6-3	230	Sr.	SQ	Miami, Fla. (Westminster Christian)
31	Chris McAllister	DE	6-2	250	So.	1L	Converse, Texas (Judson HS)
33	Josh Wilson	S	6-0	190	Jr.	TR	Humble, Texas (Humble HS / Kilgore College)
34	Marcus Santa Cruz	DS	6-3	240	Jr.	1L	Phoenix, Ariz. (Shadow Mountain HS/Phoenix College)
36	Spencer Roth	P	6-4	230	Fr.	HS	Knoxville, Tenn. (Catholic HS)
38	Collin Brence	LB	5-11	190	Fr.	HS	Plano, Texas (Plano HS)
40	Ben Parks	PK	6-1	210	Sr.	3L	Argyle, Texas (Argyle HS)
42	Levi Norwood	IR	6-2	180	RFr.	SQ	Woodway, Texas (Midway HS)
43	Aaron Jones	PK	6-3	185	So.	1L	Crowley, Texas (Crowley HS)
43	Reggie Rice	LB	5-11	220	Sr.	1L	Houston, Texas (Eisenhower HS / N.M. Military Institute)
44	Bryce Hager	LB	6-1	230	RFr.	SQ	Austin, Texas (Westlake HS)
45	Matt Ritchey	LB	6-3	225	RFr.	SQ	Big Spring, Texas (Big Spring HS)
47	Robert Singletary	LB	6-2	225	RFr.	SQ	Kingwood, Texas (Kingwood HS)
48	Erik Wolfe	FB	6-1	255	So.	1L	The Woodlands, Texas (The Woodlands HS)
49	Kaeron Johnson	DT	6-2	320	Jr.	2L	Cuero, Texas (Cuero HS)
50	Jimmy Landes	DS	6-0	215	Fr.	HS	Tyler, Texas (Lee HS)
52	Devante Davis	LB	6-2	200	Fr.	HS	Dallas, Texas (Lincoln HS)
61	Tim Smith	OL	6-4	285	RFr.	SQ	Baytown, Texas (Lee HS)
63	John Jones	OG	6-4	320	Sr.	3L	Cedar Hill, Texas (Cedar Hill HS)
65	Zach Northern	DS	6-1	270	So.	1L	Hewitt, Texas (Midway HS)
68	Cyril Richardson	OT	6-5	330	So.	1L	Fort Worth, Texas (North Crowley HS)
70	Jake Jackson	OL	6-3	300	Jr.	2L	Southlake, Texas (Carroll HS)
71	Cameron Kaufhold	OL	6-4	315	Jr.	2L	Friendswood, Texas (Friendswood HS)
73	Jeramie Roberts	OL	6-4	320	So.	SQ	Garland, Texas (South Garland HS)
74	Philip Blake	C	6-3	320	Sr.	2L	Toronto, Ontario (Champlain Regional Prep / Tyler [Texas] JC)
75	Troy Baker	OL	6-6	300	RFr.	SQ	Waco, Texas (Connally HS)
76	Nick Johnson	DT	6-1	295	Jr.	TR	Waco, Texas (Waco HS / Navarro College)
77	Kelvin Palmer	OL	6-4	270	So.	1L	Dallas, Texas (W. H. Adamson HS)
78	Ivory Wade	OG	6-4	300	Jr.	2L	Dickinson, Texas (Dickinson HS)
79	Robert T. Griffin	OL	6-6	330	Sr.	1L	Eules, Texas (Trinity HS / Navarro College)
81	Rhett Butler	TE	6-2	235	RFr.	SQ	Flower Mound, Texas (Marcus HS)
84	Travis McClain	WR	6-1	190	Sr.	2L	Weatherford, Texas (Weatherford HS)
85	Jay Lee	WR	6-2	205	Fr.	HS	Allen, Texas (Allen HS)
89	Thomas Draper	WR	6-3	200	Jr.	SQ	Dallas, Texas (Highland Park HS)
90	Nicolas Jean-Baptiste	NT	6-2	335	Sr.	3L	Stafford, Texas (Strake Jesuit College Prep)
91	Kevin Park	DE	6-3	250	So.	SQ	Austin, Texas (Crockett HS)
92	Jared Edwards	DE	6-4	270	Jr.	2L	Mansfield, Texas (Timberview HS)
98	Trevor Clemons-Valdez	DT	6-3	270	Fr.	HS	Copperas Cove, Texas (Copperas Cove HS)

ALPHABETICAL ROSTER

NO	PLAYER, POS
75	Troy Baker, OL
74	Philip Blake, C
38	Collin Brence, LB
81	Rhett Butler, TE
9	Chance Casey, CB
26	Rodney Chadwick, LB
98	Trevor Clemons-Valdez
4	Elliot Coffey, LB
52	Devante Davis, LB
6	Ahmad Dixon, NB
89	Thomas Draper, WR
92	Jared Edwards, DE
18	Tevin Elliott, DE
11	Nick Florence, QB
23	Clay Fuller, IR
24	Terrance Ganaway, RB
5	Antwan Goodley, WR
12	Cordarius Golston, LB
10	Robert Griffin III, QB
79	Robert T. Griffin, OL
44	Bryce Hager, LB
17	Mike Hicks, S
25	Sam Holl, S
70	Jake Jackson, OL
90	Nicolas Jean-Baptiste, NT
49	Kaeron Johnson, DT
76	Nick Johnson, DT
43	Aaron Jones, PK
7	Darius Jones, WR
63	John Jones, OG
71	Cameron Kaufhold, OL
5	Prince Kent, LB
50	Jimmy Landes, DS
85	Jay Lee, WR
11	Terrance Lloyd, DE
8	Glasco Martin, RB
10	Gary Mason Jr., DE
31	Chris McAllister, DE
19	LeQuince McCall, NB
84	Travis McClain, WR
20	Jerod Monk, TE
8	K.J. Morton, S
18	Jordan Najvar, TE
65	Zach Northern, DS
42	Levi Norwood, IR
77	Kelvin Palmer, OL
91	Kevin Park, DE
40	Ben Parks, PK
14	Bryce Petty, QB
16	Tevin Reese, IR
43	Reggie Rice, LB
68	Cyril Richardson, OT
45	Matt Ritchey, LB
73	Jeramie Roberts, OL
13	Tracy Robertson, DT
24	T.C. Robinson, RB
36	Spencer Roth, P
21	Jarred Salubi, RB
3	Lanear Sampson, WR
34	Marcus Santa Cruz, DS
47	Robert Singletary, LB
61	Tim Smith, OL
27	Tyler Stephenson, CB
27	Bryan Swindoll
15	Brody Trahan, LB
13	Michael Valdez, IR
78	Ivory Wade, OG
4	Isaac Williams, RB
22	Joe Williams, CB
2	Terrance Williams, WR
33	Josh Wilson, S
48	Erik Wolfe, FB
1	Kendall Wright, IR