

2004-05 Review

Season Results - 58

Box Scores - 58

Season/MAC Stats - 67

Individual/Team Game Highs - 68

Comparison Stats - 69

Category Leaders - 70

MAC Review - 72

Peaking at just the right time, the 2004-05 Bobcats won eight of their final 10 games to fuel the postseason surge and lost just four times over the season's final two months.

Season Results/Game Highs

RECORD:	OVERALL	HOME	AWAY	NEUTRAL
ALL GAMES	21-11	13-1	4-9	4-1
CONFERENCE	11-7	8-1	3-6	0-0
NON-CONFERENCE	10-4	5-0	1-3	4-1

DATE	OPPONENT	W/L	SCORE	ATTEND	HIGH POINTS	HIGH REBOUNDS
11/29/04	SAN FRANCISCO	W	81-66	1879	(15)TROUTMAN, Sonny	(11)WILLIAMS, Leon
12/02/04	BUTLER	W	64-58	2033	(16)FEARS, Jeremy	(9)HALBERT, Jeff
12/04/04	NAVY	W	90-55	1974	(16)WILLIAMS, Leon	(5)WILLIAMS, Leon
12/07/04	at Saint Francis (Pa.)	L	74-83	1103	(24)WILLIAMS, Leon	(10)WILLIAMS, Leon
12/11/04	at American	L	55-64	1378	(16)TROUTMAN, Sonny	(7)WILLIAMS, Leon
12/18/04	DUQUESNE	W	73-60	1891	(17)GREEN, Mychal	(18)WILLIAMS, Leon
12/27/04	vs Binghamton	W	67-63		(18)GREEN, Mychal	(8)WILLIAMS, Leon
12/28/04	at Florida International	L	73-74 OT	1406	(15)GREEN, Mychal	(12)GREEN, Mychal
01/02/05	at Akron*	L	59-71	3236	(12)TROUTMAN, Sonny	(5)FEARS, Jeremy
01/05/05	at Ball State*	L	80-81	3668	(24)GREEN, Mychal	(11)WILLIAMS, Leon
01/09/05	MARSHALL	W	77-68	3179	(16)WILLIAMS, Leon	(7)WILLIAMS, Leon
01/12/05	at Northern Illinois	L	71-74	2090	(15)GREEN, Mychal (15)DAVIS, Whitney	(8)WILLIAMS, Leon
01/15/05	KENT STATE*	W	80-54	7942	(23)GREEN, Mychal	(13)WILLIAMS, Leon
1/19/05	at Central Michigan*	W	74-54	2026	(15)FEARS, Jeremy	(8)TROUTMAN, Sonny
1/22/05	at Miami*	L	57-59	4411	(19)GREEN, Mychal	(6)HARBUT, Terren
01/26/05	TOLEDO*	W	76-68	3298	(17)GREEN, Mychal	(6)HALBERT, Jeff (6)WILLIAMS, Leon
01/29/05	BOWLING GREEN*	W	72-69	5379	(14)FEARS, Jeremy	(7)WILLIAMS, Leon (14)TROUTMAN, Sonny
02/02/05	at Buffalo*	W	92-90	3416	(21)TROUTMAN, Sonny	(10)WILLIAMS, Leon
02/05/05	WESTERN MICHIGAN*	W	89-85	7192	(25)GREEN, Mychal	(8)GREEN, Mychal (8)TROUTMAN, Sonny
2/7/05	at Bowling Green*	L	63-78L	2051	(18)GREEN, Mychal	(4)WILLIAMS, Leon
02/12/05	MIAMI*	W	61-57	8942	(16)WILLIAMS, Leon	(5)McGOWEN, Clay (5)WILLIAMS, Leon (5)HARBUT, Terren
02/16/05	AKRON*	L	49-69	3722	(12)GREEN, Mychal (12)TROUTMAN, Sonny	(9)HARBUT, Terren
2/19/05	at Detroit	W	66-65	2275	(17)FEARS, Jeremy	(8)WILLIAMS, Leon
02/23/05	EASTERN MICHIGAN*	W	68-65	3471	(16)WILLIAMS, Leon	(11)WILLIAMS, Leon
02/26/05	at Marshall*	W	83-62	5949	(17)GREEN, Mychal	(12)WILLIAMS, Leon
03/02/05	BUFFALO*	W	90-77	5216	(33)FEARS, Jeremy	(14)WILLIAMS, Leon
03.05.05	at Kent State*	L	65-82	5277	(19)TROUTMAN, Sonny (19)GREEN, Mychal	(8)WILLIAMS, Leon
03/07/05	MARSHALL^	W	72-66	5436	(19)HARBUT, Terren	(6)WILLIAMS, Leon
3/10/05	vs Kent State^	W	62-55	6851	(14)WILLIAMS, Leon	(16)WILLIAMS, Leon
3/11/05	vs Miami^	W	63-56		(19)TROUTMAN, Sonny	(8)WILLIAMS, Leon
3/12/05	vs Buffalo^	W	80-79 OT	10927	(29)WILLIAMS, Leon	(15)WILLIAMS, Leon
3/18/05	vs Florida!	L	62-67		(24)GREEN, Mychal	(8)HARBUT, Terren

* = Conference game

^ = MAC Tournament

! = NCAA Tournament

ATTENDANCE SUMMARY

	GAMES	TOTALS	AVG/GAME
HOME	14	61554	4397
AWAY	13	38286	2945
NEUTRAL	5	17778	3556
TOTAL	32	117618	3676

Season Box Scores

Game No. 1
Ohio 81, San Francisco 66
November 29, 2004 • Athens, Ohio

Player	min	fg	fga	3fg	3fga	ft	fta	or-dr	rebs	pf	a-to	blk-s	pts
Riley	37	3-7	1-3	0-1	4-6	10	2	1-1	0-0	7			
Wiggins	19	2-3	0-0	2-2	1-1	2	4	0-1	1-0	6			
Gaines	17	0-0	0-0	0-0	1-2	3	5	0-2	0-0	0			
Gumbs	22	4-8	2-3	1-2	4-2	6	4	2-1	0-1	11			
Cox	32	8-23	3-8	7-8	2-0	2	1	0-2	0-0	26			
Ingerson	13	2-3	1-1	0-0	2-1	3	4	1-0	0-1	5			
Hazel	21	1-4	1-3	2-3	0-3	3	5	4-3	0-2	5			
Czerny	1	0-1	0-1	0-0	0-1	1	0	0-0	0-0	0			
Barnes	5	0-0	0-0	0-0	0-2	2	0	0-0	0-1	0			
Bell	2	0-0	0-0	0-0	1-0	1	0	0-0	0-0	0			
Dukes	14	3-7	0-1	0-3	0-2	2	1	0-3	0-0	6			
Carter	17	0-0	0-0	0-0	2-1	3	2	0-0	0-0	0			
Totals	200	23-56	8-20	12-17	21-21	38	28	8-14	1-5	66			

Player	min	fg	fga	3fg	3fga	ft	fta	or-dr	rebs	pf	a-to	blk-s	pts
Troutman	24	3-10	1-3	8-10	2-2	4	2	4-2	1-0	15			
Harbut	27	2-6	0-0	6-11	2-4	6	3	0-0	0-0	10			
Williams	29	5-9	0-0	1-2	4-7	11	4	0-1	1-0	11			
Green	30	4-7	3-4	3-4	3-3	6	2	3-2	1-1	14			
Gladney	19	1-2	0-0	2-3	0-1	1	3	1-1	0-0	4			
Fears	20	1-11	1-6	5-6	2-1	3	2	7-6	0-1	8			
Davis	3	0-0	0-0	0-0	0-0	0	0	0-0	0-0	0			
King	1	0-0	0-0	0-0	0-0	0	0	0-0	0-0	0			
Halbert	27	3-4	3-4	2-2	1-2	3	1	0-0	1-1	11			
Annen	1	0-0	0-0	0-0	0-0	0	0	0-0	0-0	0			
McGowen, Clay	18	4-4	0-0	0-0	2-2	4	3	0-0	1-1	8			
McGowen, Cliff	1	0-0	0-0	0-0	0-1	1	0	0-0	0-0	0			
Totals	200	23-53	8-17	27-38	17-23	40	20	15-12	5-3	81			

Halftime: Ohio 40, San Francisco 24. **Technical fouls:** none.
Attendance: 1,879. **Officials:** Terry Wymer, Sam Lickliter, Tom Clark

Game No. 3
Ohio 90, Navy 55
December 4, 2004 • Athens, Ohio

Player	min	fg	fga	3fg	3fga	ft	fta	or-dr	rebs	pf	a-to	blk-s	pts
Fannin	10	1-1	0-0	0-0	1-1	2	5	0-2	0-0	2			
Mergerson	19	1-5	0-0	0-0	1-3	4	0	0-1	0-0	2			
Johnson	33	1-7	0-1	1-3	1-2	3	2	6-7	0-1	3			
Mathews	16	2-3	1-2	0-0	0-3	3	4	0-4	0-0	5			
Green	17	1-3	0-1	2-2	1-1	2	0	0-3	0-0	4			
Hoopar	25	5-8	3-6	2-2	0-3	3	2	1-3	0-2	15			
Boatner	3	1-2	0-1	2-2	0-1	1	0	0-0	0-0	4			
O'Garro	12	2-5	0-0	1-2	1-3	4	3	0-4	0-0	5			
Baldwin	12	1-2	0-0	0-0	0-2	2	1	0-2	1-0	2			
Rhoiney	15	0-2	0-1	0-0	0-1	1	1	1-0	0-0	0			
White	6	0-0	0-0	0-0	0-0	0	0	0-1	0-0	0			
Knapp	3	0-0	0-0	0-0	0-0	0	0	0-1	0-0	0			
Higgins	14	1-2	0-1	4-6	0-1	1	1	1-3	0-0	6			
Sprink	6	1-1	0-0	0-0	1-0	1	1	0-0	0-0	2			
Hudson	5	1-2	0-0	0-0	0-0	0	0	0-0	0-0	2			
Biles	4	0-2	0-0	3-4	0-0	0	0	0-0	0-0	3			
Totals	200	18-45	4-13	15-21	10-23	33	20	9-32	7-3	55			

Player	min	fg	fga	3fg	3fga	ft	fta	or-dr	rebs	pf	a-to	blk-s	pts
Troutman	22	5-9	0-3	2-3	0-1	1	2	4-1	0-2	12			
Harbut	20	3-7	0-0	4-4	1-0	1	3	3-0	2-0	10			
Williams	25	7-9	0-0	2-3	1-4	5	3	1-1	0-1	16			
Green	22	4-7	1-3	0-0	0-4	4	2	2-1	1-2	9			
Gladney	18	3-5	2-3	4-4	0-3	3	1	1-2	0-3	12			
Fears	13	2-3	0-1	3-3	0-0	0	4	2-6	0-2	7			
Davis	13	0-2	0-2	3-4	1-3	4	1	0-0	0-2	3			
King	10	3-7	1-4	0-0	0-0	0	3	1-0	0-1	7			
Bridgewater	13	2-6	1-1	0-0	4-0	4	0	1-1	1-2	5			
Halbert	14	1-4	1-4	0-0	0-3	3	0	1-1	0-0	3			
Annen	10	1-1	0-0	0-1	1-1	2	2	0-0	0-0	2			
McGowen, Clay	11	0-1	0-0	0-0	0-1	1	3	0-1	0-1	0			
McGowen, Cliff	9	2-3	0-0	0-0	2-0	2	2	0-0	0-0	4			
Totals	200	33-64	6-21	18-22	11-22	33	26	16-14	4-16	90			

Halftime: Ohio 44, Navy 22. **Technical fouls:** none.
Attendance: 1,974. **Officials:** Bill Kaminski, Victor Montgomery, Bill Elk

Game No. 2
Ohio 64, Butler 58
December 2, 2004 • Athens, Ohio

Player	min	fg	fga	3fg	3fga	ft	fta	or-dr	rebs	pf	a-to	blk-s	pts
Crone	25	2-7	0-3	6-6	4-2	6	4	1-2	1-0	10			
Brooks	28	2-5	0-1	4-4	4-1	5	3	1-5	0-0	8			
Smalligan	20	1-3	0-1	0-0	1-3	4	3	0-0	0-0	2			
Horan	38	5-13	5-13	2-3	0-3	3	2	0-3	0-1	17			
Sheets	33	2-12	1-6	0-0	1-2	3	1	6-2	0-2	5			
Graves	24	1-6	1-5	0-0	0-0	0	1	2-2	0-0	3			
Polk	29	6-8	0-0	1-2	1-5	6	3	0-1	0-1	13			
Ligon	3	0-0	0-0	0-0	0-1	1	1	0-0	0-0	0			
Totals	200	19-54	7-29	13-20	20-20	33	18	10-15	1-4	58			

Player	min	fg	fga	3fg	3fga	ft	fta	or-dr	rebs	pf	a-to	blk-s	pts
Troutman	34	3-7	0-3	2-5	0-2	2	3	2-3	1-5	8			
Harbut	23	4-11	0-0	2-2	3-2	5	4	0-2	1-1	10			
Williams	31	3-5	0-0	3-4	4-3	7	2	0-1	0-0	9			
Green	35	4-6	3-5	2-2	1-1	2	1	0-3	1-0	13			
Gladney	11	1-2	0-1	0-0	0-1	1	0	1-0	0-0	2			
Fears	29	5-8	1-2	5-7	1-2	3	1	1-1	0-1	16			
Halbert	28	1-5	1-4	1-2	2-7	9	1	1-1	0-1	4			
McGowen, Clay	9	1-3	0-0	0-0	0-2	2	4	0-1	0-0	2			
Totals	200	22-47	5-15	15-21	21-21	32	16	5-12	3-8	64			

Halftime: Ohio 33, Butler 24. **Technical fouls:** none.
Attendance: 2,033. **Officials:** Steve Skiles, J.D. Collins, Dennis Arinello

Game No. 4
St. Francis 83, Ohio 74
December 7, 2004 • Loretto, Pa.

Player	min	fg	fga	3fg	3fga	ft	fta	or-dr	rebs	pf	a-to	blk-s	pts
Harbut	30	3-6	0-0	4-6	3-1	4	4	2-0	0-1	10			
Williams	29	10-13	0-0	4-6	5-5	10	3	2-2	1-1	24			
Green	34	4-12	0-5	7-10	0-0	0	3	3-1	1-2	15			
Troutman	28	2-9	0-4	0-0	2-3	5	4	1-2	0-2	4			
Gladney	19	0-2	0-0	0-0	0-1	1	1	2-0	0-0	0			
Fears	22	3-12	0-2	1-1	2-2	4	4	5-3	0-2	7			
Davis	1	0-0	0-0	0-0	0-0	0	0	0-0	0-0	0			
Halbert	27	4-9	4-5	0-0	0-2	2	1	0-1	1-1	12			
Annen	1	0-0	0-0	0-0	0-0	0	0	0-0	0-0	0			
McGowen, Clay	9	1-1	0-0	0-0	1-2	3	2	0-0	0-0	2			
Totals	200	27-64	16-16	23-17	33-33	22	15	9-9	3-9	74			

Player	min	fg	fga	3fg	3fga	ft	fta	or-dr	rebs	pf	a-to	blk-s	pts
Goodson	39	2-7	1-3	4-4	1-3	4	3	4-3	0-0	9			
Enright	22	2-5	0-0	2-2	0-7	7	3	0-2	1-0				

Game No. 5
American 64, Ohio 55
December 11, 2004 • Washington, D.C.

Player	min	fg	fga	3fg	3fga	ft	fta	or-dr	rebs	pf	a-to	blk-s	pts
Troutman	30	6-12	2-5	2-3	2-2	4	3	2-6	0-3	16			
Harbut	20	0-2	0-0	1-2	1-2	3	4	3-3	0-0	1			
Williams	20	2-2	0-0	0-0	1-6	7	4	0-3	0-0	4			
Green	34	4-7	0-2	0-3	0-3	3	2	2-1	0-0	8			
Gladney	14	0-3	0-2	0-1	0-0	0	0	0-1	0-0	0			
Fears	26	3-9	1-5	1-3	1-1	2	2	1-3	0-3	8			
Davis	0+	0-0	0-0	0-0	0-0	0	0	0-0	0-0	0			
Halbert	31	5-10	4-8	0-0	1-3	4	0	2-0	0-1	14			
McGowen, Clay	25	2-2	0-0	0-0	1-4	5	3	1-3	0-0	4			
Totals	200	22-47	7-22	4-12	8-21	29	18	11-20	0-7	55			

46.8 FG%, 31.8 3FG%, 33.3 FT%

Player	min	fg	fga	3fg	3fga	ft	fta	or-dr	rebs	pf	a-to	blk-s	pts
Okpwa	22	1-3	0-0	0-0	2-2	1-5	6	4	1-2	2-1	4		
Cresnik	30	3-7	1-4	0-0	1-2	3	4	0-1	0-2	7			
Thomas	38	9-12	5-6	3-3	0-4	4	1	1-2	0-5	26			
Ingram	39	4-14	0-8	2-2	0-4	4	1	4-2	0-1	10			
Lekavicius	25	2-4	1-2	2-4	1-2	3	3	7-4	0-2	7			
Lewis	6	0-0	0-0	0-0	1-0	1	0	0-0	0-3	0			
Billbe	10	3-5	0-0	0-1	2-1	3	0	0-0	0-0	6			
Graham	12	1-1	0-0	0-0	0-0	0	1	0-1	0-0	2			
Petrauskas	18	0-2	0-0	2-2	0-3	3	3	1-2	0-0	2			
Totals	200	23-48	7-20	11-14	6-22	28	17	14-14	2-14	64			

47.9 FG%, 35.0 3FG%, 78.6 FT%

Halftime: American 36, Ohio 24. Technical fouls: none. Attendance: 1,378. Officials: Carl Bullard, Jeff Janosik, Kevin Quirk

Game No. 6
Ohio 73, Duquesne 60
December 18, 2004 • Athens, Ohio

Player	min	fg	fga	3fg	3fga	ft	fta	or-dr	rebs	pf	a-to	blk-s	pts
Duke	18	0-0	0-0	0-0	0-0	0-1	1	0	0-0	0-0	0		
Osimani	30	1-3	1-2	4-4	1-0	1	4	5-1	0-1	7			
Acharya	32	2-7	0-0	1-3	1-3	4	3	0-1	0-1	5			
McAllister	33	7-18	0-3	4-5	2-4	6	1	1-3	0-5	18			
Hudson	24	4-11	0-1	1-2	3-2	5	3	0-0	0-0	9			
Tricco	6	1-2	1-2	0-0	0-0	0	0	0-0	0-0	3			
Higgins	27	6-13	4-8	2-2	0-0	0	4	0-1	0-2	18			
McKeon	7	0-1	0-0	0-0	0-1	1	2	0-1	0-0	0			
Bluemling	13	0-3	0-3	0-0	0-0	0	1	3-0	0-0	0			
Gayden	10	0-2	0-0	0-0	1-2	3	5	0-1	1-1	0			
Totals	200	21-60	6-19	12-16	9-14	23	23	9-8	1-10	60			

35.0 FG%, 31.6 3FG%, 75.0 FT%

Player	min	fg	fga	3fg	3fga	ft	fta	or-dr	rebs	pf	a-to	blk-s	pts
Troutman	29	4-8	0-1	4-4	4-3	7	1	4-1	0-2	12			
Harbut	26	3-5	0-0	6-10	1-2	3	2	2-1	1-0	12			
Williams	24	3-4	0-0	7-8	2-16	18	3	0-2	0-1	13			
Green	30	5-14	1-5	6-6	1-2	3	1	0-4	0-0	17			
Fears	29	4-8	1-3	0-0	3-0	3	2	1-5	0-1	9			
Davis	2	0-0	0-0	2-2	0-1	1	1	0-0	0-0	2			
Gladney	11	1-1	0-0	0-0	0-0	0	3	1-2	0-0	2			
Halbert	31	2-5	2-5	0-0	0-6	6	2	1-2	0-0	6			
McGowen, Clay	18	0-2	0-0	0-0	0-5	5	1	0-0	0-0	0			
Totals	200	22-47	4-14	25-30	13-35	48	16	9-17	1-4	73			

46.8 FG%, 28.6 3FG%, 83.3 FT%

Halftime: Ohio 30, Duquesne 30. Technical fouls: none. Attendance: 1,891. Officials: Terry Wymer, Bret Wegenke, Keith Herring

Game No. 7
FIU Holiday Classic First Round
Ohio 67, Binghamton 63
December 28, 2004 • Miami, Fla.

Player	min	fg	fga	3fg	3fga	ft	fta	or-dr	rebs	pf	a-to	blk-s	pts
Hermenier	33	4-8	1-2	3-3	6-6	12	1	2-0	0-0	12			
Hailey	30	3-10	3-6	0-0	1-1	2	1	3-0	1-0	9			
Heard	28	2-11	0-3	3-4	0-1	1	4	4-3	0-2	7			
Williams	29	2-7	1-3	1-2	2-4	6	4	1-3	0-1	6			
Billings	18	1-2	0-0	1-2	1-3	4	3	0-4	4-0	3			
Jackson	17	3-6	3-6	1-2	0-1	1	4	2-1	0-0	10			
Gordon	2	0-1	0-1	0-0	0-0	0	0	0-0	0-0	0			
Casseus	8	0-2	0-0	0-0	0-0	0	2	0-0	0-1	0			
White	8	0-1	0-1	2-2	0-2	2	3	0-0	0-0	2			
Adediran	20	7-13	0-0	0-1	4-2	6	2	0-3	0-0	14			
Fithian	7	0-2	0-0	0-0	1-0	1	1	0-0	0-0	0			
Totals	200	22-63	8-22	11-16	18-22	40	25	12-16	5-4	63			

34.3 FG%, 36.4 3FG%, 68.8 FT%

Player	min	fg	fga	3fg	3fga	ft	fta	or-dr	rebs	pf	a-to	blk-s	pts
Troutman	35	2-5	1-4	6-6	0-4	4	3	6-4	0-3	11			
Harbut	20	2-3	0-0	5-6	4-1	5	4	0-4	0-0	9			
Williams	22	0-3	0-0	4-9	2-6	8	5	0-2	0-0	4			
Green	34	5-12	4-8	4-5	1-3	4	1	1-1	2-1	18			
Fears	28	4-10	2-4	3-6	1-2	3	2	3-2	0-2	13			
Davis	3	0-0	0-0	0-0	0-0	0	0	0-0	0-0	0			
Bridgewater	0+	0-0	0-0	0-0	0-0	0	1	0-0	0-0	0			
Gladney	12	1-2	0-0	2-2	0-1	1	0	0-0	0-0	4			
Halbert	28	2-5	2-4	0-0	0-6	6	0	1-0	0-0	6			
Annen	1	0-0	0-0	0-0	0-0	0	1	0-0	0-0	0			
McGowen, Clay	17	1-2	0-0	0-0	0-4	4	2	0-2	1-1	2			
Totals	200	17-42	9-20	24-34	9-27	36	19	11-16	3-7	67			

40.5 FG%, 45.0 3FG%, 70.6 FT%

Halftime: Ohio 37, Binghamton 30. Technical fouls: none. Attendance: 1,498. Officials: Curtis Shaw, Mark Whitehead, Larry Ware

Game No. 8
FIU Holiday Classic Championship
Florida International 74, Ohio 73 (ot)
December 29, 2004 • Miami, Fla.

Player	min	fg	fga	3fg	3fga	ft	fta	or-dr	rebs	pf	a-to	blk-s	pts
Green	41	6-15	3-6	0-0	5-7	12	3	1-6	0-1	15			
Troutman	33	6-18	0-6	1-3	1-3	4	4	4-2	0-2	13			
Fears	28	1-3	0-2	2-2	1-1	2	1	6-3	0-3	2			
Harbut	20	3-6	0-0	2-2	2-2	4	3	0-0	0-1	8			
Williams	30	4-10	0-0	6-8	4-2	6	2	0-1	0-2	14			
Gladney	16	0-2	0-1	0-0	0-1	1	0	2-1	1-1	0			
Halbert	36	5-11	4-9	0-0	0-6	6	0	1-0	0-2	14			
McGowen, Clay	21	3-6	0-0	1-2	1-1	2	5	0-0	1-0	7			
Totals	225	28-71	7-24	10-17	17-24	41	18	14-14	2-12	73			

39.4 FG%, 29.2 3FG%, 58.8 FT%

Player	min	fg	fga	3fg	3fga	ft	fta	or-dr	rebs	pf	a-to	blk-s	pts
Bailey	32	4-6	0-0	3-4	1-1	2	1	3-2	2-0	11			
Lewis	41	1-4	0-2	2-2	0-1	1	0	3-4	0-0	4			
Simms	11	2-2	0-0	0-1	1-2	3	2	1-0	1-0	4			
N'Diaye	37	6-20	2-4	0-0	3-2	5	3	2-2	0-1	14			
Almonte	39	8-11	0-1	9-11	0-10	10	4	7-7	0-3	25			
Jones	26	3-5	2-4	0-0	1-4	5	3	2-1	0-1	8			
Eppinger	3	0-0	0-0	0-0	0-0	0	0	0-0	0-0	0			
Burnett	29	3-7	0-0	2-4	1-5	6	3	1-0	7-2	8			
Chavez-Jacobo	4	0-0	0-0	0-0	0-0	0	0	0-1	0-0	0			
daSilva	2	0-0	0-0	0-0	0-0	0	0	0-0	0-0	0			
Gale	1	0-0	0-0	0-0	0-0	0	0	0-0	0-0	0			

Game No. 9
Akron 71, Ohio 59
January 2, 2005 • Akron, Ohio

Player	min	fg	fga	3fg	3fga	ft	fta	or-dr	rebs	pf	a-to	blk-s	pts
Troutman	29	4-11	2-4	2-2	1-3	4	2	3-4	0-2	12			
Harbut	17	2-7	0-0	4-7	0-1	1	3	2-1	0-0	8			
Williams	30	5-6	0-0	1-1	1-3	4	3	1-3	1-1	11			
Green	29	3-10	2-7	0-0	1-1	2	4	3-2	0-0	8			
Fears	28	2-10	1-2	1-2	2-3	5	2	3-2	0-2	6			
Davis	6	1-1	0-0	2-2	0-0	0	0	0-0	0-0	4			
Bridgewater	2	0-0	0-0	0-0	0-0	0	1	0-0	0-0	0			
Gladney	16	0-0	0-0	0-0	0-3	3	1	0-1	0-0	0			
Halbert	27	3-7	1-4	2-2	1-1	2	2	1-0	0-1	9			
McGowen, Clay	16	0-1	0-0	1-2	1-0	1	0	0-2	0-0	1			
Totals	200	20-53	6-17	13-18	10-17	27	18	13-15	1-6	59			

37.7 FG%, 35.3 3FG%, 72.2 FT%

Player	min	fg	fga	3fg	3fga	ft	fta	or-dr	rebs	pf	a-to	blk-s	pts
Wood	12	0-2	0-0	0-0	1-2	3	0	2-1	0-1	0			
Peterson	23	4-9	1-3	6-8	1-6	7	3	1-3	0-1	15			
Travis	32	4-6	0-0	1-4	1-5	6	4	1-4	0-3	9			
McFadden	26	4-11	3-7	4-5	2-2	4	3	3-2	0-1	15			
Joyce	35	4-7	3-4	3-4	2-0	2	0	5-0	0-0	14			
Middleton	15	2-6	0-2	0-0	1-1	2	1	0-0	0-0	4			
Milum	2	0-0	0-0	0-0	0-0	0	0	0-0	0-0	0			
Walther	14	3-7	2-5	2-2	0-2	2	0	3-1	0-0	10			
Collins	7	0-0	0-0	0-0	0-1	1	0	0-1	0-0	0			
Goddard	5	1-4	0-3	0-0	0-1	1	0	0-0	0-0	2			
Preston	4	0-1	0-0	0-0	0-0	0	0	0-0	0-0	0			
Futch	18	1-3	0-0	0-0	1-3	4	3	1-1	3-0	2			
Meyers	7	0-0	0-0	0-0	0-2	2	4	0-0	0-0	0			
Totals	200	23-56	9-24	16-23	14-27	41	18	16-13	3-6	71			

42.9 FG%, 37.5 3FG%, 69.6 FT%

Halftime: Ohio 30, Akron 30. **Technical fouls:** none.
Attendance: 3,236. **Officials:** Glenn Mayborg, D.J. Carstensen, Bill Kaminski

Game No. 10
Ball State 81, Ohio 80
January 5, 2005 • Muncie, Ind.

Player	min	fg	fga	3fg	3fga	ft	fta	or-dr	rebs	pf	a-to	blk-s	pts
Troutman	28	4-7	1-3	9-11	1-1	2	4	6-0	0-2	18			
Harbut	25	2-8	0-0	4-4	2-0	2	4	1-0	0-0	8			
Williams	29	6-6	0-0	2-2	2-9	11	4	0-2	0-1	14			
Green	34	9-17	3-7	3-3	2-1	3	4	4-1	1-2	24			
Fears	29	3-7	0-3	0-0	0-2	2	2	6-4	0-0	6			
Davis	9	1-1	0-0	2-2	0-0	0	0	0-1	0-0	4			
Bridgewater	2	0-0	0-0	0-0	0-0	0	0	0-0	0-0	0			
Gladney	11	0-1	0-0	0-0	0-1	1	4	0-1	0-0	0			
Halbert	21	2-3	1-2	1-1	0-5	5	1	0-2	0-0	6			
Annen	3	0-0	0-0	0-0	0-1	1	1	0-0	0-0	0			
McGowen, Clay	9	0-1	0-0	0-0	1-0	1	1	0-3	0-0	0			
Totals	200	27-51	5-15	21-23	9-21	30	25	17-14	1-5	80			

52.9 FG%, 33.3 3FG%, 91.3 FT%

Player	min	fg	fga	3fg	3fga	ft	fta	or-dr	rebs	pf	a-to	blk-s	pts
Stovall	32	6-11	6-10	6-6	1-2	3	4	4-3	0-1	24			
Mills	24	0-8	0-4	5-7	5-0	5	5	2-0	0-2	5			
Trammell	37	5-13	3-8	3-4	2-2	4	3	5-0	1-1	16			
Kent	16	2-2	0-0	2-4	0-1	1	2	2-3	1-0	6			
Chapman	39	9-14	2-2	2-6	6-6	12	0	2-0	0-1	22			
Yates	21	2-6	2-5	0-0	0-2	2	1	1-1	0-0	6			
McCullom	3	0-0	0-0	0-0	0-0	0	2	0-0	0-0	0			
Bennett	21	0-1	0-0	2-2	2-2	4	1	1-1	1-0	2			
McClung	2	0-1	0-1	0-0	0-0	0	1	0-1	0-0	0			
Howland	5	0-2	0-0	0-0	1-0	1	1	0-1	0-0	0			
Totals	200	24-58	13-30	20-29	17-16	33	20	17-11	3-5	81			

41.4 FG%, 43.3 3FG%, 69.0 FT%

Halftime: Ball State 48, Ohio 32. **Technical fouls:** none. **A**
Attendance: 3,668. **Officials:** Kyle Ingram, Bill Forehand, Steve Skiles

Game No. 11
Ohio 77, Marshall 68
January 9, 2005 • Athens, Ohio

Player	min	fg	fga	3fg	3fga	ft	fta	or-dr	rebs	pf	a-to	blk-s	pts
Anderson	21	2-2	0-0	0-0	1-1	2	3	0-3	1-0	4			
Patton	30	5-9	2-2	2-3	1-7	8	5	0-0	1-1	14			
Hamilton	32	2-5	0-1	0-1	0-1	1	2	4-2	0-1	4			
Dawn	26	2-8	1-7	0-0	1-1	2	5	1-1	0-0	5			
Whitted	27	3-8	2-5	2-3	0-4	4	2	1-4	0-0	10			
Lamb	4	0-1	0-0	0-0	0-1	1	0	0-2	0-1	0			
Zimmerman	1	0-0	0-0	0-0	0-0	0	1	0-0	0-0	0			
Miles	20	5-12	4-6	2-3	1-1	2	5	1-0	0-0	16			
Wohleb	14	1-2	1-1	0-0	1-2	3	2	1-1	1-1	3			
Carter	25	5-7	0-0	2-2	1-3	4	2	0-1	1-0	12			
Totals	200	25-54	10-22	8-12	7-23	30	27	8-15	4-4	68			

46.3 FG%, 45.5 3FG%, 66.7 FT%

Player	min	fg	fga	3fg	3fga	ft	fta	or-dr	rebs	pf	a-to	blk-s	pts
Troutman	28	3-7	0-1	8-8	2-4	6	1	2-4	0-2	14			
Williams	23	6-11	0-0	4-7	2-5	7	4	0-1	1-3	16			
McGowen, Clay	20	1-3	0-0	0-0	1-1	2	1	2-0	0-0	2			
Green	34	3-7	2-4	5-6	0-1	1	2	0-2	0-1	13			
Fears	31	4-9	0-3	5-7	1-1	2	4	4-1	1-1	13			
Harbut	22	1-2	0-0	4-6	0-5	5	3	0-0	0-0	6			
Davis	4	0-0	0-0	0-0	0-0	0	1	0-1	0-0	0			
Bridgewater	2	0-1	0-0	0-0	0-0	0	0	0-0	0-0	0			
Gladney	7	0-2	0-1	0-0	0-1	1	0	0-0	0-0	0			
Halbert	29	4-7	3-6	2-4	0-5	5	1	1-0	0-2	13			
Totals	200	22-49	5-15	28-38	6-25	31	17	9-9	2-9	77			

44.9 FG%, 33.3 3FG%, 73.7 FT%

Halftime: Ohio 34, Marshall 27. **Technical fouls:** Marshall bench.
Attendance: 3,179. **Officials:** Mike Roberts, Tom Clark, Lamar Simpson

Game No. 12
Northern Illinois 74, Ohio 71
January 12, 2005 • DeKalb, Ill.

Player	min	fg	fga	3fg	3fga	ft	fta	or-dr	rebs	pf	a-to	blk-s	pts
Troutman	25	3-6	0-2	0-0	0-0	0	0	1-1	0-0	6			
Williams	24	4-7	0-0	1-2	3-5	8	4	0-3	1-1	9			
Halbert	27	3-6	2-4	2-2	0-0	0	1	1-0	1-0	10			
Green	36	5-13	4-10	1-4	1-1	2	4	0-3	1-1	15			
Fears	30	3-10	0-3	3-4	0-3	3	4	6-4	0-7	9			
Harbut	19	2-5	0-0	3-4	4-3	7	2	2-3	1-0	7			
Davis	24	6-6	0-0	3-4	0-1	1	0	1-1	0-3	15			
Gladney	8	0-0	0-0	0-0	0-1	1	0	0-0	0-0	0			
McGowen, Clay	7	0-0	0-0	0-0	0-0	0	0	0-0	1-0	0			
Totals	200	26-53	6-19	13-20	13-14	27	15	11-15	5-12	200			

49.1 FG%, 31.6 3FG%, 65.0 FT%

Player	min	fg	fga	3fg	3fga	ft	fta	or-dr	rebs	pf	a-to	blk-s	pts
Peterson	30	6-9	5-6	0-0	1-3	4	1	1-1	1-0	17			
Hughes	26	4-7	0-0	1-2	2-3	5	2	0-3	4-0	9			
Maestranzi	25	2-3	2-3	0-0	0-0	0	4	2-3	0-2	6			
Sims	38	4-7	0-0	3-3	0-2	2	1	10-6	0-3	11			
McKinney	31	6-12	0-1	0-0	3-4	7	3	3-1	1-2	12			
Clair	3	0-0	0-0	0-0	0-1	1	0	0-0	0-0	0			
Pancratz	11	1											

Game No. 13
Ohio 80, Kent State 54
January 15, 2005 • Athens, Ohio

Player	min	fg	fga	3fg	fga	ft	fta	or-dr	rebs	pf	a-to	blk-s	pts
Cutley	23	3-8	2-3	3-6	3-5	8	4	3-1	0-2	11			
Warzynski	23	3-9	0-0	0-0	1-2	3	4	0-0	0-0	6			
Youngblood	22	1-3	1-2	0-2	2-0	2	0	0-2	0-0	3			
Haynes	28	3-9	1-4	0-0	0-0	0	3	1-5	0-2	7			
Gates	22	2-5	1-3	0-0	0-2	2	2	1-4	0-3	5			
Gerwig	12	1-1	0-0	4-6	1-2	3	2	0-1	0-0	6			
Crenshaw	10	1-4	1-3	0-0	0-0	0	1	0-1	0-0	3			
Edwin	21	2-9	1-3	0-0	0-3	3	3	2-1	0-0	5			
Bartlett	8	0-1	0-1	0-0	0-0	0	0	1-0	0-0	0			
Johnson	13	0-1	0-1	0-2	0-1	1	1	0-2	1-0	0			
Scott	15	2-4	1-2	3-4	2-1	3	0	1-0	0-0	8			
Hegenderfer	3	0-0	0-0	0-0	0-0	0	1	0-0	0-0	0			
Totals	200	18-54	8-22	10-11	18-29	29	21	9-18	1-7	200			

33.3 FG%, 36.4 3FG%, 50.0 FT%

Player	min	fg	fga	3fg	fga	ft	fta	or-dr	rebs	pf	a-to	blk-s	pts
Troutman	32	3-4	0-0	2-2	0-5	5	1	8-6	3-1	5			
Harbut	26	6-10	0-0	4-5	1-2	3	4	0-1	2-0	16			
Williams	33	2-2	0-0	2-6	2-11	13	3	0-1	0-3	6			
Green	33	9-13	3-6	2-3	3-2	5	2	2-2	1-2	23			
Fears	34	5-6	1-2	4-6	0-1	1	2	7-2	0-1	15			
Davis	8	0-2	0-1	0-0	0-0	0	1	0-1	0-0	0			
King	1	0-1	0-1	2-2	0-1	1	0	0-1	0-0	2			
Bridgewater	3	1-1	0-0	0-0	0-0	0	0	0-0	0-0	2			
Gladney	4	0-1	0-0	0-0	1-0	1	0	0-1	1-0	0			
Halbert	17	2-11	1-7	1-2	1-2	3	1	1-0	0-0	6			
Annen	1	0-0	0-0	0-0	0-1	1	0	0-0	0-0	0			
McGowen, Clay	7	0-0	0-0	0-1	0-1	1	2	0-0	0-0	0			
McGowen, Cliff	1	0-0	0-0	2-2	1-0	1	0	0-0	0-0	2			
Totals	200	28-51	5-17	19-29	11-30	41	16	16-12	5-11	80			

54.9 FG%, 29.4 3FG%, 65.5 FT%

Halftime: Ohio 38, Kent State 28. **Technical fouls:** none.
Attendance: 7,942. **Officials:** Dan Fouser, Keith Herring Sr., Todd VonSossan

Game No. 15
Miami 59, Ohio 57
January 22, 2005 • Oxford, Ohio

Player	min	fg	fga	3fg	fga	ft	fta	or-dr	rebs	pf	a-to	blk-s	pts
Troutman	28	2-7	0-3	4-4	0-2	2	1	2-2	0-3	8			
Harbut	24	4-8	0-0	0-0	1-5	6	4	0-1	0-0	8			
Williams	33	4-6	0-0	2-2	2-2	4	2	1-2	0-2	10			
Green	35	6-13	4-10	3-4	0-2	2	2	1-0	0-3	19			
Fears	31	4-11	0-2	2-2	1-1	2	3	2-3	0-2	10			
Davis	14	0-0	0-0	0-0	0-1	1	2	0-0	0-0	0			
Gladney	10	1-2	0-1	0-0	0-0	0	0	1-0	0-0	2			
Halbert	20	0-1	0-1	0-0	0-2	2	0	1-0	0-2	0			
McGowen, Clay	5	0-0	0-0	0-0	0-0	0	0	0-0	0-0	0			
Totals	200	28-48	4-17	11-12	8-15	23	14	8-8	0-12	57			

43.8 FG%, 23.5 3FG%, 91.7 FT%

Player	min	fg	fga	3fg	fga	ft	fta	or-dr	rebs	pf	a-to	blk-s	pts
Peavy	26	3-6	0-1	2-2	2-3	5	1	0-1	0-0	8			
Horace	40	4-10	1-2	0-0	3-7	10	3	0-2	0-0	9			
St. Clair	23	0-3	0-2	0-0	2-2	4	4	1-2	0-1	0			
Mason	36	8-15	1-1	5-5	4-3	7	1	3-3	0-0	22			
Hatcher	36	5-8	3-3	0-1	0-1	1	4	3-4	0-0	13			
Penno	22	2-6	2-4	0-0	0-0	0	1	3-1	0-0	6			
Vandersluis	17	0-1	0-0	1-2	2-2	4	0	0-1	2-0	1			
Totals	200	22-49	7-13	8-10	14-20	34	14	14-14	2-4	200			

44.9 FG%, 53.8 3FG%, 80.0 FT%

Halftime: Ohio 28, Miami 28. **Technical fouls:** none.
Attendance: 4,411. **Officials:** Jerry Sauder Jr, Keith Herring, Bill Ek

Game No. 14
Ohio 74, Central Michigan 54
January 19, 2005 • Mt. Pleasant, Mich.

Player	min	fg	fga	3fg	fga	ft	fta	or-dr	rebs	pf	a-to	blk-s	pts
Troutman	27	5-12	2-3	2-2	2-6	8	1	3-2	1-4	14			
Harbut	19	3-5	0-0	2-2	0-2	2	4	0-2	0-0	8			
Williams	20	3-4	0-0	0-0	2-3	5	4	1-0	0-1	6			
Green	30	4-12	0-5	4-5	0-7	7	2	2-0	3-2	12			
Fears	25	6-12	0-2	3-5	1-2	3	3	2-5	0-2	15			
Davis	24	2-4	0-0	0-0	4-3	7	3	1-1	0-2	4			
Bridgewater	3	1-3	0-2	0-0	0-0	0	0	0-0	0-0	2			
Gladney	13	1-2	0-0	0-0	0-0	0	1	2-0	0-1	2			
Halbert	24	2-5	2-5	2-2	0-1	1	1	2-0	0-1	8			
Annen	2	0-0	0-0	1-2	1-0	1	0	0-0	0-0	1			
McGowen, Clay	12	1-3	0-0	0-0	3-0	3	3	0-1	0-0	2			
McGowen, Cliff	1	0-0	0-0	0-0	0-0	0	0	0-0	0-0	0			
Totals	200	28-62	4-17	14-18	25-38	38	22	13-11	4-13	74			

45.2 FG%, 23.5 3FG%, 77.8 FT%

Player	min	fg	fga	3fg	fga	ft	fta	or-dr	rebs	pf	a-to	blk-s	pts
Bowme	30	1-5	0-3	0-0	2-4	6	1	4-3	0-1	2			
Pantlind	28	4-5	0-0	1-2	1-1	2	4	0-1	0-0	9			
Walker	2	0-1	0-0	0-0	0-0	0	2	0-0	0-0	0			
Watson	22	3-9	0-1	1-4	1-2	3	1	1-3	0-1	7			
Nelson	33	5-13	1-6	3-3	1-3	4	1	1-2	0-0	14			
Barrett	22	5-10	0-1	1-1	2-0	2	2	1-4	1-0	11			
Sevalia	28	3-5	1-2	1-4	0-5	5	2	3-3	0-1	8			
Walters	7	0-1	0-1	0-0	0-1	1	0	0-1	0-0	0			
Spencer	14	1-1	0-0	0-1	1-2	3	3	0-3	0-0	2			
Harris	1	0-0	0-0	0-0	0-0	0	0	0-0	0-0	0			
Blevins	13	0-0	0-0	1-2	0-1	1	2	0-0	0-1	1			
Totals	200	22-50	2-14	8-17	9-23	32	18	10-21	1-4	54			

44.0 FG%, 14.3 3FG%, 47.1 FT%

Halftime: Ohio 38, Central Michigan 26. **Technical fouls:** none.
Attendance: 2,026. **Officials:** J.D. Collins, Sam Lickliter, James Ferrari

Game No. 16
Ohio 76, Toledo 68
January 26, 2005 • Athens, Ohio

Player	min	fg	fga	3fg	fga	ft	fta	or-dr	rebs	pf	a-to	blk-s	pts
Currie	28	2-5	0-1	4-4	1-7	8	5	0-1	1-3	8			
Milson	15	0-0	0-0	1-2	2-1	3	2	0-3	0-1	1			
Russell	13	0-2	0-2	0-0	0-0	0	3	0-2	0-0	0			
Ingram	35	4-9	1-3	4-4	0-1	1	4	3-5	0-2	13			
Triplett	22	3-6	1-2	0-2	2-0	2	0	1-0	1-0	7			
Payne	17	0-1	0-1	0-0	0-0	0	2	1-4	0-0	0			
Pinson	15	2-3	0-0	0-0	3-0	3	4	1-1	2-0	4			
Villegas	28	7-14	4-11	0-0	0-1	1	4	1-4	0-1	18			
Valencia	27	5-6	0-0	7-8	2-2	4	4	1-0	1-0	17			
Totals	200	23-46	6-20	16-20	11-14	25	28	8-20	5-7	68			

50.0 FG%, 30.0 3FG%, 80.0 FT%

Player	min	fg	fga	3fg	fga	ft	fta	or-dr	rebs	pf	a-to	blk-s	pts
Troutman	26	4-6	1-2	2-2	0-2	2	5	0-5	0-2	11			
Harbut	21	2-6	0-0	7-8	2-1	3	3	0-0	0-0	11			
Williams	29	4-11	0-0	3-8	5-1	6	3	0-1	0-1	11			
Green	36	5-7	3-5	4-6	3-1	4	2	2-1	0-1	17			
Fears	28	0-3	0-2	6-6	0-1	1	2	4-4	0-0	6			
Davis	15	1-1	1-1	1-2	0-2	2	1	1-0	0-1	4			
Gladney	12	1-2	0-1	0-5	0-1	1	1	0-1					

Game No. 17
Ohio 72, Bowling Green 69
January 29, 2005 • Athens, Ohio

Player	min	fg	fga	3fg	3fga	ft	fta	or-dr	rebs	pf	a-to	blk-s	pts
Fitch	3	1-1	0-0	0-0	0-0	0	0	0-0	0	0	0-0	0	2
Reimold	36	8-11	5-8	2-3	1-4	5	1	0-1	0-1	23			23
Almanson	38	5-12	0-1	4-4	3-5	8	4	2-1	0-0	14			14
Floyd	26	3-10	1-3	2-2	1-2	3	3	5-3	0-0	9			9
Wright	29	2-10	1-7	0-0	0-2	2	5	6-2	0-0	5			5
Robinson	23	0-1	0-0	0-0	0-1	1	1	3-3	0-1	0			0
Soler	19	3-4	1-1	2-2	3-1	4	4	1-0	1-0	9			9
Montgomery	2	0-0	0-0	0-0	0-0	0	1	0-0	0-0	0			0
Eyink	23	3-4	1-1	0-0	1-4	5	1	2-0	0-0	7			7
Vandermeer	1	0-0	0-0	0-0	0-0	0	0	0-0	0-0	0			0
Totals	200	25-53	9-21	10-11	9-20	29	20	19-11	1-2	69			

Player	min	fg	fga	3fg	3fga	ft	fta	or-dr	rebs	pf	a-to	blk-s	pts
Troutman	32	5-8	1-4	3-4	1-2	3	0	4-3	0-1	14			14
Harbut	22	2-4	0-0	6-6	0-2	2	1	2-0	0-0	10			10
Williams	29	6-8	0-0	1-5	2-5	7	3	0-0	1-0	13			13
Green	36	4-8	3-5	2-3	2-3	5	2	0-1	4-2	13			13
Fears	33	6-13	0-4	2-4	2-3	5	3	4-2	0-3	14			14
Davis	11	0-0	0-0	0-0	0-0	0	0	2-0	0-0	0			0
Gladney	6	0-1	0-0	0-0	0-0	0	1	0-0	0-1	0			0
Halbert	25	1-4	1-4	2-2	0-1	1	3	0-0	0-0	5			5
McGowen, Clay	6	1-1	1-1	0-0	0-2	2	0	0-0	0-0	3			3
Totals	200	25-47	6-18	16-24	7-19	26	13	12-7	5-7	72			

Halftime: Bowling Green 39, Ohio 35. **Technical fouls:** none.
Attendance: 5,379. **Officials:** Bart Wegenke, Keith Herring, Todd VonSossan

Game No. 18
Ohio 92, Buffalo 90
February 2, 2005 • Buffalo, N.Y.

Player	min	fg	fga	3fg	3fga	ft	fta	or-dr	rebs	pf	a-to	blk-s	pts
Harbut	22	5-7	0-0	4-8	1-1	2	4	1-2	1-0	14			14
Williams	30	7-9	0-0	3-5	1-9	10	5	0-1	1-1	17			17
Green	35	3-12	1-4	2-2	3-2	5	3	4-1	0-3	9			9
Troutman	33	6-8	1-1	8-8	2-2	4	3	7-5	0-3	21			21
Fears	29	4-11	0-2	2-2	0-3	3	4	5-3	0-4	10			10
Davis	7	0-1	0-1	2-4	1-0	1	1	0-0	0-0	2			2
Gladney	9	0-0	0-0	0-0	0-1	1	3	1-2	0-2	0			0
Halbert	25	5-8	4-7	3-3	0-3	3	2	0-2	0-0	17			17
McGowen, Clay	10	1-1	0-0	0-0	2-0	2	4	0-0	0-0	2			2
Totals	200	31-57	6-15	24-23	2-3	34	29	18-16	2-13	92			

Player	min	fg	fga	3fg	3fga	ft	fta	or-dr	rebs	pf	a-to	blk-s	pts
Gilbert	33	4-8	2-3	2-2	0-1	1	3	4-2	0-1	12			12
Jordan	18	3-4	0-0	3-3	2-3	5	4	2-3	0-0	9			9
Idibih	25	4-8	0-1	0-0	2-1	3	4	2-1	1-1	8			8
Battle	34	7-13	5-6	10-16	4-4	8	2	3-3	0-2	29			29
Middleton	19	0-4	0-1	0-0	0-0	0	3	0-0	0-3	0			0
Bird	19	5-8	3-5	2-2	0-1	1	3	2-1	0-0	15			15
Cage	19	2-4	2-4	2-3	0-0	0	4	2-3	0-0	8			8
Bortz	33	3-7	0-0	3-7	3-7	10	2	4-3	0-0	9			9
Totals	200	28-56	12-22	22-31	1-20	31	25	19-16	1-7	90			

Halftime: Ohio 41, Buffalo 41. **Technical fouls:** none.
Attendance: 3,416. **Officials:** Terry Wymer, Bart Wegenke, Mike Roberts

Game No. 19
Ohio 89, Western Michigan 85
February 5, 2005 • Athens, Ohio

Player	min	fg	fga	3fg	3fga	ft	fta	or-dr	rebs	pf	a-to	blk-s	pts
Rost	28	7-14	6-12	0-1	0-5	5	4	1-1	0-0	20			20
Reitz	30	4-7	0-0	3-3	1-3	4	3	1-2	0-0	11			11
Snider	29	1-5	1-3	0-0	1-6	7	2	0-1	0-0	3			3
Willis	37	1-9	0-5	0-0	0-1	1	0	11-6	0-0	2			2
Reed	30	10-15	5-6	2-2	1-2	3	5	2-3	0-0	27			27
Hershberger	2	0-0	0-0	2-2	1-1	2	0	0-0	0-0	2			2
Hess	10	0-0	0-0	0-0	1-5	6	1	0-2	0-0	0			0
Bufford	24	4-4	0-0	2-3	1-4	5	0	0-1	0-0	10			10
deVries	4	1-2	0-0	1-2	0-1	1	1	0-0	0-0	3			3
Bronson	6	3-4	0-0	1-1	0-1	1	2	0-0	0-0	7			7
Totals	200	31-60	12-26	11-14	7-30	37	18	15-17	0-0	85			

Player	min	fg	fga	3fg	3fga	ft	fta	or-dr	rebs	pf	a-to	blk-s	pts
Troutman	32	8-12	1-2	3-4	2-6	8	2	6-1	0-2	20			20
Harbut	21	3-6	0-1	2-4	1-1	2	4	0-1	0-0	8			8
Williams	26	4-4	0-0	1-7	3-4	7	3	0-1	0-0	9			9
Green	34	10-14	4-8	1-3	3-5	8	3	1-1	0-0	25			25
Fears	37	4-15	1-8	2-2	0-2	2	1	8-1	0-4	11			11
Davis	13	4-6	2-2	0-1	0-0	0	0	0-0	0-0	10			10
Gladney	2	0-1	0-0	0-0	0-0	0	0	0-0	0-0	0			0
Halbert	30	1-9	1-7	0-0	0-1	1	2	2-0	0-0	3			3
McGowen, Clay	5	1-1	0-0	1-1	1-1	2	2	0-0	0-0	3			3
Totals	200	35-68	9-28	10-21	2-23	34	17	17-6	0-6	89			

Halftime: Western Michigan 49, Ohio 42. **Technical fouls:** none.
Attendance: 7,192. **Officials:** Bart Wegenke, James Ferrari, Bryan Anslinger

Game No. 20
Bowling Green 78, Ohio 63
February 7, 2005 • Bowling Green, Ohio

Player	min	fg	fga	3fg	3fga	ft	fta	or-dr	rebs	pf	a-to	blk-s	pts
Troutman	28	3-8	1-3	5-6	1-0	1	4	4-5	0-2	12			12
Harbut	25	2-4	0-0	0-0	0-1	1	4	0-2	2-0	4			4
Williams	18	0-4	0-0	0-1	1-3	4	2	0-3	1-1	0			0
Green	35	6-13	2-6	4-6	1-1	2	0	2-2	0-3	18			18
Fears	32	5-12	1-3	4-5	1-2	3	5	4-1	0-0	15			15
Davis	19	1-3	0-2	2-2	0-1	1	2	0-1	0-1	4			4
Gladney	8	0-1	0-1	0-0	0-1	1	1	1-0	0-0	0			0
Halbert	22	2-2	1-1	0-0	1-2	3	1	1-2	0-0	5			5
McGowen, Clay	13	2-4	1-2	0-0	0-0	0	2	1-0	0-2	5			5
Totals	200	21-51	6-18	15-20	7-13	20	21	13-16	3-9	63			

Player	min	fg	fga	3fg	3fga	ft	fta	or-dr	rebs	pf	a-to	blk-s	pts
Almanson	24	7-7	2-2	0-0	1-3	4	4	1-2	0-2	16			16
Reimold	35	6-9	1-3	3-4	1-5	6	3	1-2	0-0	16			16
Vandermeer	21	2-7	0-0	2-2	4-2	6	2	0-0	7-0	6			6
Floyd	33	3-7	1-4	9-9	0-3	3	2	8-9	0-3	16			16
Wright	36	3-11	1-4	2-2	0-4	4	1	3-3	0-0	9			9
Robinson	12	0-0	0-0	0-0	0-1	1	1	1-1	0-0	0			0
Soler	26	3-6	0-0	3-3	3-5	8	3	4-1	2-1	9			9
Montgomery	3	1-2	1-2	0-0	0-1	1	0	0-0	0-1	2			2
Eyink	10	1-2	1-2	0-0	0-2	2	2	1-1	0-0	2			2
Totals	200	26-51	7-17	19-20	13-26	39	18	19-20	9-8	78			

Halftime: Ohio 28, Bowling Green 26. **Technical fouls:** VanderMeer (Bowling Green). **Attendance:** 2,051. **Officials:** Mike Sanzere, Bill Forehand, Tim Hutchinson





Game No. 21
Ohio 61, Miami 57
February 12, 2005 • Athens, Ohio

Player	min	fg	fga	3fg	3fga	ft	fta	or-dr	rebs	pf	a-to	blk-s	pts
St. Clair	21	4-7	2-4	0-0	2-1	3	3	0-1	0-0	10			
Peavy	24	1-2	0-1	1-1	0-6	6	2	0-3	0-0	3			
Horace	39	3-11	0-0	1-2	2-5	7	4	1-2	0-1	7			
Mason	30	4-13	0-3	0-1	4-1	5	3	3-3	0-1	8			
Hatcher	40	6-10	2-5	0-0	0-2	2	2	3-4	0-2	14			
Perino	26	5-7	4-5	1-2	0-2	2	2	2-1	0-0	15			
Vandersluis	14	0-0	0-0	0-0	0-3	3	2	0-1	1-0	0			
Schenke	6	0-0	0-0	0-0	0-0	0	2	1-0	0-0	0			
Totals	200	23-50	8-18	3-6	10-21	31	20	10-15	1-4	57			

Player	min	fg	fga	3fg	3fga	ft	fta	or-dr	rebs	pf	a-to	blk-s	pts
Troutman	31	3-7	1-3	0-0	0-4	4	2	3-4	2-2	7			
Harbut	33	7-11	0-0	1-1	3-2	5	3	0-0	2-2	15			
Williams	33	5-7	0-0	6-11	1-4	5	2	0-1	0-2	16			
Green	27	2-10	0-4	4-4	0-3	3	0	0-1	0-2	8			
Fears	36	4-11	0-3	2-4	1-0	1	1	3-2	0-3	10			
Davis	2	0-0	0-0	0-0	0-0	0	0	0-0	0-0	0			
Gladney	4	0-0	0-0	0-0	0-0	0	0	0-1	0-0	0			
Halbert	16	0-0	0-0	2-2	1-1	2	2	0-0	0-0	2			
McGowen, Clay	8	1-1	0-0	1-1	3-2	5	2	0-0	0-0	3			
Totals	200	22-47	1-10	16-23	9-19	28	12	6-9	4-11	61			

Halftime: Ohio 34, Miami 32. **Technical fouls:** none.
Attendance: 8,942. **Officials:** Phil Bova, Tim Fogarty, Bryan Anslinger

Game No. 22
Akron 69, Ohio 49
February 16, 2005 • Athens, Ohio

Player	min	fg	fga	3fg	3fga	ft	fta	or-dr	rebs	pf	a-to	blk-s	pts
McFadden	31	5-6	2-3	0-0	2-4	6	2	0-2	0-0	12			
Travis	26	5-7	0-0	1-2	1-5	6	3	1-4	5-1	11			
Futch	8	2-3	0-0	0-0	1-2	3	4	0-0	1-0	4			
Walther	29	4-9	4-8	2-2	0-1	1	2	4-0	0-0	14			
Joyce	37	2-9	1-5	0-0	0-5	5	1	2-5	0-5	5			
Middleton	4	0-2	0-1	0-0	0-0	0	0	0-1	0-0	0			
Milum	20	2-4	0-0	0-0	1-2	3	3	2-1	0-0	4			
Collins	14	2-3	0-0	0-0	0-1	1	2	1-1	0-0	4			
Peterson	12	5-8	1-3	0-0	0-2	2	1	0-0	1-2	11			
Preston	19	2-6	0-0	0-0	2-1	3	2	2-0	2-0	4			
Totals	200	29-57	8-20	3-4	10-27	37	20	12-14	9-8	69			

Player	min	fg	fga	3fg	3fga	ft	fta	or-dr	rebs	pf	a-to	blk-s	pts
Troutman	33	5-15	0-3	2-4	3-3	6	3	1-1	0-2	12			
Harbut	29	2-8	0-0	5-6	5-4	9	0	1-0	0-0	9			
Williams	27	3-4	0-0	2-5	0-6	6	0	0-2	1-3	8			
Green	32	5-18	0-7	2-2	3-2	5	1	0-0	0-1	12			
Fears	29	2-8	0-3	0-0	0-1	1	0	0-6	0-1	4			
Davis	14	0-1	0-0	1-4	0-0	0	0	0-1	0-0	1			
Bridgewater	3	0-1	0-0	0-0	0-0	0	0	0-0	0-0	0			
Gladney	5	0-0	0-0	0-0	0-0	0	0	0-1	0-0	0			
Halbert	20	0-3	0-2	0-0	0-1	1	1	0-0	0-0	0			
McGowen, Clay	8	1-2	0-0	1-2	3-0	3	2	0-0	2-0	3			
Totals	200	18-60	0-15	13-23	19-18	37	7	2-11	3-7	49			

Halftime: Akron 39, Ohio 15. **Technical fouls:** none.
Attendance: 3,722. **Officials:** Terry Wymer, Lamar Simpson, Mike Foote

Game No. 23
Ohio 66, Detroit 65
February 19, 2005 • Detroit, Mich.

Player	min	fg	fga	3fg	3fga	ft	fta	or-dr	rebs	pf	a-to	blk-s	pts
Troutman	31	4-7	0-2	3-4	1-2	3	1	2-5	0-1	11			
Williams	26	3-5	0-0	1-3	3-5	8	3	0-1	0-0	7			
Halbert	37	4-11	4-10	2-2	0-1	1	2	1-1	0-0	14			
McGowen, Clay	17	0-0	0-0	0-0	0-2	2	4	0-1	0-0	0			
Fears	29	5-9	2-4	5-9	0-1	1	2	2-3	0-1	17			
Davis	34	3-6	1-1	8-9	1-5	6	2	1-0	0-0	15			
Bridgewater	10	0-0	0-0	0-0	0-0	0	0	0-0	0-0	0			
Gladney	10	1-3	0-1	0-0	0-1	1	1	1-2	0-0	2			
Annen	6	0-0	0-0	0-0	0-1	1	0	0-0	0-0	0			
Totals	200	20-41	7-18	19-27	6-21	27	15	7-14	0-2	66			

Player	min	fg	fga	3fg	3fga	ft	fta	or-dr	rebs	pf	a-to	blk-s	pts
Baker	20	3-6	0-0	1-3	3-1	4	5	1-2	0-1	7			
Covile	14	1-2	0-0	1-2	0-2	2	4	0-1	1-1	3			
Abdur-Rahim	14	1-2	0-0	2-2	2-1	3	1	4-0	0-1	4			
Cotton	37	9-16	3-6	4-4	0-1	1	0	1-0	0-1	25			
Thues	36	5-13	2-9	2-2	0-4	4	2	8-0	0-8	14			
Everingham	8	0-2	0-2	0-0	0-1	1	4	0-1	0-0	0			
Kelly	6	1-2	0-1	0-0	0-0	0	1	1-1	0-0	2			
Shaw	29	2-3	0-0	0-1	2-7	9	3	0-3	2-0	4			
Green	15	0-1	0-1	2-3	0-1	1	0	0-1	0-0	2			
Goode	4	0-2	0-2	0-0	0-2	2	0	0-1	0-0	0			
Bailey	17	2-2	0-0	0-0	1-1	2	1	0-1	0-0	4			
Totals	200	24-51	5-21	12-17	9-22	31	21	15-12	3-12	65			

Halftime: Detroit 34, Ohio 25. **Technical fouls:** none.
Attendance: 2,275. **Officials:** Randy Drury, Mike Roberts, Bill Elk

Game No. 24
Ohio 68, Eastern Michigan 65
February 23, 2005 • Athens, Ohio

Player	min	fg	fga	3fg	3fga	ft	fta	or-dr	rebs	pf	a-to	blk-s	pts
Troutman	30	4-7	0-0	6-6	4-2	6	2	2-1	0-1	14			
Harbut	20	1-5	0-0	2-2	2-1	3	5	2-1	1-1	4			
Williams	35	6-11	0-0	4-8	5-6	11	5	1-2	0-1	16			
Green	31	3-10	0-6	2-2	1-1	2	2	1-2	0-3	8			
Fears	34	7-17	0-0	0-0	3-4	7	0	3-7	1-2	14			
Davis	12	0-0	0-0	0-0	1-2	3	1	1-0	1-0	0			
Gladney	6	2-3	1-1	0-0	0-2	0	0	0-0	0-1	5			
Halbert	18	2-4	2-4	1-2	0-3	3	2	0-1	0-0	7			
McGowen	14	0-1	0-0	0-2	0-2	2	1	1-1	0-1	0			
Totals	200	25-58	3-11	15-22	18-23	41	18	11-16	3-10	68			

Player	min	fg	fga	3fg	3fga	ft	fta	or-dr	rebs	pf	a-to	blk-s	pts
Troutman	30	4-7	0-0	6-6	4-2	6	2	2-1	0-1	14			
Harbut	20	1-5	0-0	2-2	2-1	3	5	2-1	1-1	4			
Williams	35	6-11	0-0	4-8	5-6	11	5	1-2	0-1	16			
Green	31	3-10	0-6	2-2	1-1	2	2	1-2	0-3	8			
Fears	34	7-17	0-0	0-0	3-4	7	0	3-7	1-2	14			
Davis	12	0-0	0-0	0-0	1-2	3	1	1-0	1-0	0			
Gladney	6	2-3	1-1	0-0	0-2	0	0	0-0	0-1	5			
Halbert	18	2-4	2-4	1-2	0-3	3	2	0-1	0-0	7			
McGowen	14	0-1	0-0	0-2	0-2	2	1	1-1	0-1	0			
Totals	200	25-58	3-11	15-22	18-23	41	18	11-16	3-10	68			

Halftime: Ohio 38, Eastern Michigan 25. **Technical fouls:** none.
Attendance: 3,471. **Officials:** Dan Fouser, Mike Foote, Bill Kaminski

Game No. 25
Ohio 83, Marshall 62
February 26, 2005 • Huntington, W. Va.

Player	min	fg	fga	3fg	3fga	ft	fta	or-dr	rebs	pf	a-to	blk-s	pts
Troutman	25	4-6	0-0	3-4	1-4	5	4	3-3	1-1	11			
Harbut	31	3-5	0-0	2-3	2-2	4	1	1-2	0-0	8			
Williams	25	7-11	0-0	0-0	3-9	12	3	0-1	1-5	14			
Green	29	7-14	3-6	0-0	1-1	2	2	1-3	1-0	17			
Fears	25	5-9	0-3	1-2	0-2	2	1	6-4	0-0	11			
Davis	9	1-1	0-0	0-0	0-2	2	0	3-1	0-0	2			
King	2	0-0	0-0	0-0	0-0	0	0	0-0	0-0	0			
Bridgewater	2	1-1	0-0	0-0	0-0	0	0	0-0	0-0	2			
Gladney	13	3-3	0-0	1-2	0-1	1	1	1-1	0-1	7			
Halbert	22	3-4	2-3	0-0	1-1	2	1	2-0	0-0	8			
Annen	2	0-0	0-0	0-0	0-0	0	0	0-0	0-0	0			
McGowen, Clay	13	0-0	0-0	0-0	0-1	1	1	0-0	0-0	0			
McGowen, Cliff	2	1-1	0-0	1-2	0-0	0	0	0-0	0-0	3			
Totals	200	35-55	5-12	8-13	10-27	37	14	19-15	3-7	83			

63.6 FG%, 41.7 3FG%, 61.5 FT%

Player	min	fg	fga	3fg	3fga	ft	fta	or-dr	rebs	pf	a-to	blk-s	pts
Whitted	29	3-10	2-8	0-0	4-3	7	1	3-3	0-2	8			
Anderson	25	4-4	0-0	2-4	2-2	4	2	0-2	1-0	10			
Patton	27	5-12	0-2	3-4	6-2	8	1	1-1	2-0	13			
Hamilton	37	2-16	1-8	1-1	0-0	0	3	4-0	0-0	6			
Dawn	9	1-5	1-5	0-0	0-0	0	0	1-0	0-0	3			
Lamb	3	1-1	1-1	0-0	0-0	0	1	0-0	0-0	3			
Zimmerman	2	0-0	0-0	0-0	0-0	0	0	0-0	0-0	0			
Bunch	9	1-4	0-1	1-1	0-0	0	1	0-0	0-1	3			
Miles	27	2-8	1-5	2-2	0-1	1	1	2-2	0-2	7			
Wohlleb	11	1-3	0-2	0-0	1-0	1	0	0-0	0-0	2			
Carter	19	3-4	0-0	1-2	4-3	7	1	0-3	0-0	7			
Ward	1	0-0	0-0	0-0	0-0	0	0	0-0	0-0	0			
Okafor	1	0-0	0-0	0-0	0-0	0	0	0-0	0-0	0			
Totals	200	23-67	6-32	10-14	18-11	29	11	11-11	3-5	62			

43.1 FG%, 27.3 3FG%, 68.2 FT%

Halftime: Ohio 44, Marshall 32. **Technical fouls:** none.
Attendance: 5,949. **Officials:** Randy Drury, Craig Griffith, Bill Ek

Game No. 27
Kent State 82, Ohio 65
March 5, 2005 • Kent, Ohio

Player	min	fg	fga	3fg	3fga	ft	fta	or-dr	rebs	pf	a-to	blk-s	pts
Troutman	23	6-7	3-3	4-4	1-0	1	5	3-4	0-3	19			
Harbut	17	0-3	0-0	5-6	1-0	1	3	0-2	1-0	5			
Williams	33	2-3	0-0	1-2	2-6	8	3	0-2	0-0	5			
Green	25	5-11	3-7	6-6	1-2	3	4	1-1	0-2	19			
Fears	26	2-8	0-2	0-0	0-1	1	5	4-4	0-0	4			
Davis	13	0-0	0-0	0-0	0-0	0	0	0-1	0-0	0			
King	1	0-0	0-0	0-0	0-0	0	0	0-0	0-0	0			
Bridgewater	2	0-1	0-0	0-0	0-0	0	0	0-0	1-0	0			
Gladney	13	1-1	0-0	0-0	0-0	0	1	0-0	0-0	2			
Halbert	30	4-12	2-6	0-1	3-4	7	2	2-0	0-1	10			
Annen	2	0-0	0-0	0-0	0-0	0	0	0-0	0-0	0			
McGowen, Clay	14	0-1	0-0	1-2	0-2	2	4	0-1	1-0	1			
McGowen, Cliff	1	0-0	0-0	0-0	0-0	0	0	0-0	0-0	0			
Totals	200	20-47	8-18	21-21	8-18	26	27	10-15	3-6	65			

42.6 FG%, 44.4 3FG%, 81.0 FT%

Player	min	fg	fga	3fg	3fga	ft	fta	or-dr	rebs	pf	a-to	blk-s	pts
Cutley	19	3-4	0-0	1-1	0-4	4	5	2-3	0-0	7			
Warzynski	26	2-7	0-1	3-4	3-3	6	4	3-1	0-1	7			
Edwin	36	5-9	2-5	5-6	2-4	6	1	2-3	1-2	17			
Youngblood	36	5-11	2-3	2-3	6-4	10	2	3-0	0-3	14			
Haynes	27	4-7	2-3	6-8	0-2	2	4	4-3	1-2	16			
Gerwig	14	2-2	0-0	3-6	1-1	2	4	0-0	1-1	7			
Crenshaw	11	1-5	1-3	0-0	0-0	0	0	0-0	0-0	3			
Bartlett	0+	0-0	0-0	0-0	0-0	0	0	0-0	0-0	0			
Johnson	15	3-5	0-0	3-3	0-1	1	1	2-0	3-0	9			
Scott	3	0-0	0-0	0-0	0-0	0	0	0-0	0-0	0			
Gates	12	0-3	0-3	0-0	0-1	1	1	1-1	0-1	0			
Hegenderfer	1	1-1	0-0	0-0	0-0	0	0	0-0	0-0	2			
Totals	200	26-54	7-18	23-31	15-21	36	22	17-12	6-10	82			

48.1 FG%, 38.9 3FG%, 74.2 FT%

Halftime: Ohio 35, Kent State 33. **Technical fouls:** Fears (Ohio), Haynes (Kent State). **Attendance:** 5,277. **Officials:** Chris Beaver, James Ferrari, Bill Ek

Game No. 26
Ohio 90, Buffalo 77
March 2, 2005 • Athens, Ohio

Player	min	fg	fga	3fg	3fga	ft	fta	or-dr	rebs	pf	a-to	blk-s	pts
Gilbert	24	2-6	0-3	0-0	0-1	1	5	1-0	0-4	4			
Smith	13	2-2	0-0	3-4	1-1	2	1	1-2	1-0	7			
Idbihi	27	6-9	1-1	0-0	2-7	9	3	0-3	0-0	13			
Bird	15	2-4	1-3	2-4	2-3	5	5	3-3	0-0	7			
Battle	32	6-16	2-6	2-4	3-0	3	2	3-2	0-1	16			
Hall	1	0-1	0-0	0-0	1-0	1	1	0-0	0-0	0			
Young	0+	0-0	0-0	0-0	0-0	0	0	0-0	0-0	0			
Cage	22	0-7	0-5	2-4	0-0	0	4	1-1	0-0	2			
Middleton	27	2-10	2-5	4-4	4-1	5	3	1-4	0-2	10			
Jordan	20	4-8	0-1	4-7	3-2	5	5	0-0	0-0	12			
Bortz	19	3-8	0-0	0-2	4-3	7	3	0-1	1-2	6			
Totals	200	27-71	6-24	17-29	23-20	43	32	10-16	2-9	77			

38.0 FG%, 25.0 3FG%, 58.6 FT%

Player	min	fg	fga	3fg	3fga	ft	fta	or-dr	rebs	pf	a-to	blk-s	pts
Troutman	30	4-8	1-3	1-3	1-6	7	4	3-6	0-2	10			
Harbut	15	0-0	0-0	1-2	1-4	5	5	3-1	0-0	1			
Williams	36	7-11	0-0	8-10	6-8	14	3	0-3	3-1	22			
Green	39	6-14	4-8	3-5	0-1	1	3	3-3	3-6	19			
Fears	35	8-10	6-8	11-12	0-3	3	1	4-4	0-1	33			
Davis	3	0-0	0-0	0-0	0-0	0	1	0-0	0-0	0			
Bridgewater	2	0-0	0-0	0-0	0-0	0	0	0-0	0-0	0			
Gladney	5	1-1	0-0	0-0	0-0	0	1	1-2	0-0	2			
Halbert	16	0-2	0-2	3-4	0-2	2	1	0-0	0-0	3			
McGowen, Clay	19	0-3	0-1	0-4	2-1	3	1	1-0	2-0	19			
Totals	200	26-49	11-22	27-10	40-30	40	20	15-19	8-10	90			

53.1 FG%, 50.0 3FG%, 67.5 FT%

Halftime: Buffalo 38, Ohio 37. **Technical fouls:** none.
Attendance: 5,216. **Officials:** Terry Wymer, Bret Wegenke, Mike Foote

Game No. 28 • MAC Tournament First Round
Ohio 72, Marshall 66
March 7, 2005 • Athens, Ohio

Player	min	fg	fga	3fg	3fga	ft	fta	or-dr	rebs	pf	a-to	blk-s	pts
Anderson	27	1-1	0-0	1-1	2-3	5	5	0-0	1-1	3			
Patton	25	3-4	0-0	2-2	2-4	6	5	0-3	0-0	8			
Hamilton	38	6-14	2-6	4-4	1-2	3	3	2-4	0-1	18			
Bunch	22	3-7	3-6	3-4	1-1	2	4	3-1	0-2	12			
Dawn	18	3-7	2-6	0-0	0-0	0	0	0-2	0-0	8			
Zimmerman	0+	0-0	0-0	0-0	0-1	1	0	0-0	0-0	0			
Miles	20	3-7	1-4	0-0	0-0	0	3	3-4	0-0	7			
Wohlleb	6	1-1	1-1	0-0	0-0	0	1	0-1	0-1	3			
Whitted	20	1-6	1-4	0-0	2-4	6	2	2-0	0-0	3			
Carter	24	2-4	0-0	0-0	1-2	3	5	0-2	1-0	4			
Ward	0+	0-0	0-0	0-0	0-0	0	0	0-0	0-0	0			
Totals	200	23-51	10-27	10-11	12-18	30	28	10-17	2-5	66			

45.1 FG%, 37.0 3FG%, 90.9 FT%

Player	min	fg	fga	3fg	3fga	ft	fta	or-dr	rebs	pf	a-to	blk-s	pts
Troutman	31	3-7	3-7	8-14	1-2	3	2	3-4	0-4	17			
Harbut	24	7-12	0-0	5-10	1-3	4	2	1-1	0-1	19			
Williams	33	4-6	0-0	5-9	4-2	6	4	0-1	1-2	13			
Green	38	4-9	2-6	6-8	0-4	4	2	4-1	0-1	16			
Fears	26	2-5	1-4	0-0	1-1	2	2	2-3	0-1	5			
Davis	2	0-0	0-0	0-0	0-0	0	0	1-0	0-0	2			
Bridgewater	1	0-0	0-0	0-0	0-0	0	0	0-0	0-0	1			
Gladney	15	0-1	0-1	0-0	1-0	1	1	2-0	0-0	0			
Halbert	15	0-1	0-1	0-0	0-2	2	0	0-0	0-0	0			
McGowen, Clay	15	1-1	0-0	0-0	1-1	2	2	0-1	1-0	2			
Totals	200	21-42	6-19										

Game No. 30 • MAC Tournament Quarterfinals
Ohio 62, Kent State 55
March 10, 2005 • Cleveland, Ohio

Player	min	fg	fga	3fg	3fga	ft	fta	or	dr	rebs	pf	a	to	blk	s	pts
Cutley	30	2-5	0-0	3-3	2-3	5	3	1-2	2-2	7	3	1-2	2-2	7		
Warzynski	26	2-8	0-2	1-2	2-2	4	4	1-1	0-1	5						
Edwin	31	2-10	0-3	0-0	1-2	3	4	2-1	0-1	4						
Youngblood	37	6-14	3-7	1-1	2-5	7	3	1-0	0-2	16						
Haynes	30	5-11	1-6	0-0	1-4	5	0	3-3	0-1	11						
Gerwig	12	1-3	0-0	1-2	1-1	2	4	0-1	1-0	3						
Crenshaw	16	3-7	3-6	0-0	1-1	2	0	1-0	0-0	9						
Knight	3	0-0	0-0	0-0	0-0	0	0	0-0	0-0	0						
Johnson	10	0-2	0-1	0-0	0-0	0	4	1-0	0-2	0						
Gates	5	0-3	0-3	0-0	0-0	0	2	0-2	0-0	0						
Totals	200	21-63	7-28	6-11	2-22	33	24	10-10	3-9	55						

33.3 FG%, 25.0 3FG%, 75.0 FT%

Player	min	fg	fga	3fg	3fga	ft	fta	or	dr	rebs	pf	a	to	blk	s	pts
Troutman	31	2-4	1-3	4-4	0-1	1	3	3-2	0-2	9						
Harbut	32	1-6	0-0	6-8	0-7	7	3	1-2	0-0	8						
Williams	33	6-10	0-0	2-3	4-12	16	4	0-1	0-2	14						
Green	35	4-10	2-6	3-6	0-4	4	1	2-3	0-1	13						
Fears	31	3-7	1-3	5-6	0-1	1	2	3-6	0-1	12						
Davis	3	0-0	0-0	0-0	0-2	2	1	0-1	0-0	0						
Gladney	9	0-0	0-0	1-2	0-0	0	0	1-0	0-0	1						
Halbert	18	1-2	1-2	2-2	0-3	3	0	2-1	0-0	5						
McGowen, Clay	8	0-1	0-0	0-0	1-1	2	0	0-0	0-0	0						
Totals	200	17-40	5-14	23-31	5-32	37	14	12-16	0-6	62						

42.5 FG%, 35.7 3FG%, 74.2 FT%

Halftime: Ohio 23, Kent State 20. **Technical fouls:** none.
Attendance: 6,851. **Officials:** Terry Wymer, Buddy Mayborg, Bret Wengenke

Game No. 31 • MAC Tournament Semifinals
Ohio 63, Miami 56
March 11, 2005 • Cleveland, Ohio

Player	min	fg	fga	3fg	3fga	ft	fta	or	dr	rebs	pf	a	to	blk	s	pts
Troutman	32	6-15	3-8	4-4	1-2	3	2	1-1	0-1	19						
Harbut	27	0-3	0-0	3-4	4-2	6	3	0-2	1-0	3						
Williams	35	3-4	0-0	6-8	1-7	8	3	0-2	0-1	12						
Green	36	5-15	2-7	3-3	2-2	4	3	1-0	0-1	15						
Fears	32	5-12	0-5	2-2	0-1	1	2	4-2	0-3	12						
Davis	4	0-0	0-0	0-0	0-1	1	0	0-0	0-0	0						
Gladney	8	0-1	0-0	0-0	0-0	0	0	0-0	0-1	0						
Halbert	15	0-3	0-3	0-0	0-0	0	0	1-0	0-0	0						
McGowen, Clay	11	0-1	0-1	2-2	0-3	3	1	0-0	0-0	2						
Totals	200	19-54	5-24	20-23	11-21	32	14	7-7	1-7	200						

35.2 FG%, 20.8 3FG%, 87.0 FT%

Player	min	fg	fga	3fg	3fga	ft	fta	or	dr	rebs	pf	a	to	blk	s	pts
Peavy	27	6-8	3-4	0-0	2-1	3	3	1-2	0-0	15						
Horace	40	4-8	0-1	5-5	2-9	11	1	1-1	3-0	13						
St. Clair	19	1-5	0-4	0-0	0-5	5	4	2-0	0-2	2						
Mason	32	4-10	1-5	1-3	2-6	8	4	3-6	3-0	10						
Hatcher	36	2-5	0-3	0-0	1-1	2	3	5-3	0-0	4						
Penno	14	1-6	1-4	0-0	0-3	3	1	1-1	0-1	3						
Hausfeld	7	1-3	0-2	0-0	0-0	0	0	0-0	0-0	2						
Troyer	3	1-1	1-1	0-0	0-0	0	0	0-0	0-0	3						
Vanderluis	4	0-0	0-0	0-0	0-0	0	1	0-0	0-0	0						
Schenke	18	2-6	0-1	0-0	3-1	4	3	2-1	0-0	18						
Totals	200	22-52	6-25	6-11	2-26	37	20	15-14	6-3	56						

42.3 FG%, 24.0 3FG%, 75.0 FT%

Halftime: Ohio 26, Miami 24. **Technical fouls:** none.
Attendance: 8,652. **Officials:** Sam Lickliter, Mike Foote, Randy Drury

Game No. 32 • MAC Tournament Championship
Ohio 80, Buffalo 79 (ot)
March 12, 2005 • Cleveland, Ohio

Player	min	fg	fga	3fg	3fga	ft	fta	or	dr	rebs	pf	a	to	blk	s	pts
Gilbert	32	2-8	1-4	0-0	1-2	3	4	2-2	0-2	5						
Smith	8	1-1	0-0	0-0	0-1	1	0	0-1	1-0	2						
Idibi	36	2-8	0-3	3-3	2-3	5	0	1-4	1-0	7						
Bird	15	3-5	3-5	0-0	0-2	2	2	2-1	0-0	9						
Battle	41	9-17	3-7	1-1	1-5	6	1	8-2	0-0	22						
Cage	28	7-13	5-9	1-1	1-1	2	2	1-1	0-1	20						
Middleton	19	1-3	0-1	0-0	1-2	3	4	1-0	0-2	2						
Jordan	25	2-3	0-0	0-0	0-4	4	2	1-2	0-1	4						
Bortz	21	4-9	0-0	0-0	2-6	8	4	0-5	1-0	8						
Totals	225	31-67	12-29	5-11	2-27	38	19	16-18	3-6	79						

46.3 FG%, 41.4 3FG%, 100.0 FT%

Player	min	fg	fga	3fg	3fga	ft	fta	or	dr	rebs	pf	a	to	blk	s	pts
Troutman	40	6-13	0-3	0-1	1-2	3	2	3-1	1-4	12						
Harbut	26	3-6	0-0	0-0	1-1	2	2	0-1	1-1	6						
Williams	39	11-14	0-0	7-10	7-8	15	3	0-3	3-0	29						
Green	37	4-12	1-4	1-2	0-5	5	3	0-3	0-4	10						
Fears	37	7-15	1-4	6-6	0-3	3	0	5-2	0-2	21						
Davis	7	0-0	0-0	0-0	1-0	1	2	0-0	0-0	0						
Gladney	8	1-2	0-0	0-0	0-0	0	0	0-0	0-1	2						
Halbert	27	0-4	0-2	0-0	1-4	5	0	2-0	0-2	0						
McGowen	4	0-0	0-0	0-0	0-0	0	1	0-0	0-0	0						
Totals	225	32-66	2-13	14-19	11-25	36	13	10-10	5-14	80						

48.5 FG%, 15.4 3FG%, 73.7 FT%

Halftime: Buffalo 43, Ohio 33. **Regulation:** 70-70.
Technical fouls: none. **Attendance:** 10,927. **Officials:** J.D. Collins, Mike Roberts, Terry Wymer

Game No. 32 • NCAA First Round
Florida 67, Ohio 62
March 18, 2005 • Nashville, Tenn.

Player	min	fg	fga	3fg	3fga	ft	fta	or	dr	rebs	pf	a	to	blk	s	pts
Troutman	34	4-9	3-4	2-3	2-3	5	5	2-7	1-2	13						
Harbut	37	1-6	0-0	3-4	1-7	8	3	1-3	1-1	5						
Williams	27	3-6	0-0	3-6	4-3	7	4	0-1	0-0	9						
Green	39	7-13	6-9	4-4	1-2	3	2	3-5	0-2	24						
Fears	36	2-0	0-4	5-9	0-2	2	3	1-2	0-3	9						
Davis	3	0-0	0-0	0-0	0-0	0	0	0-0	0-0	0						
Gladney	4	0-0	0-0	0-0	0-0	0	0	0-1	1-0	0						
Halbert	5	0-1	0-1	0-0	0-0	0	1	0-0	0-0	0						
McGowen	15	1-1	0-0	0-0	1-5	6	3	1-1	2-0	2						
Totals	200	18-46	9-18	17-26	10-23	33	21	8-20	5-8	62						

39.1 FG%, 50.0 3FG%, 65.4 FT%

Player	min	fg	fga	3fg	3fga	ft	fta	or	dr	rebs	pf	a	to	blk	s	pts
Brewer	18	4-5	1-1	0-0	1-3	4	3	1-5	0-2	9						
Lee	34	6-10	0-0	2-2												

Season Stats

OVERALL

## Player	GP/GS	Min	Avg	TOTAL			3-PTS			REBOUNDS								
				FG/FGA	Pct	Pct	3FG/FGA	Pct	FT/FTA	Pct	Off/Def	Tot	Avg	PF/FO	A/TO	Blk	Stl	Pts
00 GREEN	31/31	1045	33.7	155/355	.437	69/185	.373	87/117	.744	39/77	116	3.7	68	49/57	20	50	466	15.0
01 TROUTMAN	32/32	954	29.8	132/279	.473	29/96	.302	110/138	.797	39/84	123	3.8	81/3	100/95	9	72	403	12.6
05 WILLIAMS	32/32	916	28.6	145/225	.644	0/0	.000	92/161	.571	89/185	274	8.6	103/3	7/51	17	37	382	11.9
03 FEARS	32/27	938	29.3	121/304	.398	21/104	.202	89/123	.724	24/53	77	2.4	72/2	118/10	62	58	352	11.0
04 HARBUT	31/29	740	23.9	79/183	.432	0/1	.000	103/143	.720	50/71	121	3.9	97/2	28	38	17/9	261	8.4
23 HALBERT	32/2	751	23.5	66/170	.388	52/132	.394	29/37	.784	15/84	99	3.1	33	30/15	3	17	213	6.7
10 DAVIS	30/0	282	9.4	20/35	.571	4/10	.400	26/36	.722	9/24	33	1.1	20	11/10	1	9	70	2.3
33 MCGOWEN	32/2	394	12.3	24/50	.480	2/5	.400	8/19	.421	26/46	72	2.3	61/1	8/21	12	6	58	1.8
14 KING	5/0	15	3.0	3/8	.375	1/5	.200	2/2	1.000	0/1	1	0.2	3	1/1	0	1	9	1.8
21 GLADNEY	32/5	326	10.2	19/47	.404	3/14	.214	10/19	.526	2/19	21	0.7	25	21/21	3	12	51	1.6
44 MCGOWEN	6/0	15	2.5	3/4	.750	0/0	.000	3/4	.750	3/1	4	0.7	2	0/0	0	0	9	1.5
15 BRIDGEWATER	13/0	45	3.5	5/14	.357	1/3	.333	0/0	.000	4/0	4	0.3	2	1/1	2	2	11	0.8
32 ANNEN	10/0	29	2.9	1/1	1.000	0/0	.000	1/3	.333	2/4	6	0.6	4	0/0	0	0	3	0.3
TM TEAM.....										46/53	99	3.1	0	-/7				
Total.....	32	6450		773/1675	.461	182/555	.328	560/802	.698	348/702	1050	32.8	571/11	374/423	86	273	2288	71.5
Opponents.....	32	6450		766/1765	.434	246/676	.364	396/540	.733	379/689	1068	33.4	669/21	417/497	110	206	2174	67.9

SCORE BY PERIODS:

	1st	2nd	OT	Total
Ohio	1059	1211	18	2288
Opponents	1019	1137	18	2174

DEADBALL REBOUNDS:

	OFF	DEF	TOTAL
Ohio	103	11	114
Opponents	49	3	52

MAC ONLY

## Player	GP/GS	Min	Avg	TOTAL			3-PTS			REBOUNDS								
				FG/FGA	Pct	Pct	3FG/FGA	Pct	FT/FTA	Pct	Off/Def	Tot	Avg	PF/FO	A/TO	Blk	Stl	Pts
00 GREEN	18/18	600	33.3	95/216	.440	41/115	.357	48/64	.750	25/37	62	3.4	42/0	27/26	14	34	279	15.5
01 TROUTMAN	18/18	520	28.9	76/146	.521	15/40	.375	64/74	.865	22/52	74	4.1	44/2	59/54	5	39	231	12.8
03 FEARS	18/18	552	30.7	74/182	.407	10/55	.182	48/63	.762	12/35	47	2.6	43/2	75/59	2	33	206	11.4
05 WILLIAMS	18/18	513	28.5	81/125	.648	0/0	.000	41/82	.500	43/99	142	7.9	56/2	4/29	11	27	203	11.3
04 HARBUT	18/16	408	22.7	47/104	.452	0/1	.000	56/74	.757	26/37	63	3.5	57/2	15/19	10	3	150	8.3
23 HALBERT	18/1	412	22.9	38/95	.400	26/70	.371	22/29	.759	10/39	49	2.7	25/0	17/8	1	9	124	6.9
10 DAVIS	18/0	207	11.5	17/27	.630	3/7	.429	13/21	.619	6/12	18	1.0	13/0	9/9	1	7	50	2.8
33 MCGOWEN	18/1	196	10.9	10/25	.400	2/4	.500	5/15	.333	18/13	31	1.7	27/0	6/11	6	3	27	1.5
44 MCGOWEN	4/0	5	1.3	1/1	1.000	0/0	.000	3/4	.750	1/0	1	0.3	0/0	0/0	0	0	5	1.3
21 GLADNEY	18/0	152	8.4	10/21	.476	1/5	.200	1/7	.143	1/10	11	0.6	15/0	9/11	1	6	22	1.2
14 KING	3/0	4	1.3	0/1	.000	0/1	.000	2/2	1.000	0/1	1	0.3	0/0	0/1	0	0	2	0.7
15 BRIDGEWATER	9/0	21	2.3	3/8	.375	0/2	.000	0/0	.000	0/0	0	0.0	1/0	0/0	1	0	6	0.7
32 ANNEN	5/0	10	2.0	0/0	.000	0/0	.000	1/2	.500	1/2	3	0.6	1/0	0/0	0	0	1	0.2
TM TEAM.....										29/37	66	3.7	0	-/4				
Total.....	18			452/951	.475	98/300	.327	304/437	.696	194/374	568	31.6	324/8	221/231	52	161	1306	72.6
Opponents.....	18			445/995	.447	146/377	.387	227/322	.705	223/374	597	33.2	368/13	236/276	61	112	1263	70.2

SCORE BY PERIODS:

	1st	2nd	Total
Ohio	620	686	1306
Opponents	600	663	1263

DEADBALL REBOUNDS:

	OFF	DEF	TOTAL
Ohio	61	11	72
Opponents	34	3	37



Individual/Team Game Highs

POINTS

33.....FEARS, Jeremy vs Buffalo (3/2/05)
 29.....WILLIAMS, Leon vs Buffalo (3/12/05)
 25.....GREEN, Mychal vs Western Michigan (2/5/05)
 24.....GREEN, Mychal vs Florida (3/18/05)
 24.....GREEN, Mychal at Ball State (1/5/05)
 24.....WILLIAMS, Leon at Saint Francis (Pa.) (12/7/04)

FIELD GOALS MADE

11.....WILLIAMS, Leon vs Buffalo (3/12/05)
 10.....GREEN, Mychal vs Western Michigan (2/5/05)
 10.....WILLIAMS, Leon at Saint Francis (Pa.) (12/7/04)

FIELD GOAL ATT

18.....GREEN, Mychal vs Akron (2/16/05)
 18.....TROUTMAN, Sonny at Florida International (12/28/04)

FG PCT (min 5 made)

1.000 (6-6).....DAVIS, Whitney at Northern Illinois (1/12/05)
 1.000 (6-6).....WILLIAMS, Leon at Ball State (1/5/05)

3 PT FG MADE

6.....GREEN, Mychal vs Florida (3/18/05)
 6.....FEARS, Jeremy vs Buffalo (3/2/05)

3 PT FG ATTEMPTS

10.....HALBERT, Jeff at Detroit Titans (2/19/05)
 10.....GREEN, Mychal at Miami (1/22/05)
 10.....GREEN, Mychal at Northern Illinois (1/12/05)

3-PT FG PCT (min 2 made)

1.000 (3-3).....TROUTMAN, Sonny at Kent State (3/5/05)
 1.000 (2-2).....DAVIS, Whitney vs Western Michigan (2/5/05)

FREE THROWS MADE

11.....FEARS, Jeremy vs Buffalo (3/2/05)
 9.....TROUTMAN, Sonny at Ball State (1/5/05)

FREE THROW ATT

14.....TROUTMAN, Sonny vs Marshall (3/7/05)
 12.....FEARS, Jeremy vs Buffalo (3/2/05)

FT PCT (min 3 made)

1.000 (8-8).....TROUTMAN, Sonny at Buffalo (2/2/05)
 1.000 (8-8).....TROUTMAN, Sonny vs Marshall (1/9/05)
 1.000 (6-6).....seven times
 1.000 (4-4).....10 times
 1.000 (3-3).....four times

REBOUNDS

18.....WILLIAMS, Leon vs Duquesne (12/18/04)
 16.....WILLIAMS, Leon vs Kent State (3/10/05)

ASSISTS

8.....FEARS, Jeremy vs Western Michigan (2/5/05)
 7.....TROUTMAN, Sonny at Buffalo (2/2/05)
 7.....FEARS, Jeremy vs Kent State (1/15/05)
 7.....FEARS, Jeremy vs San Francisco (11/29/04)

STEALS

7.....FEARS, Jeremy at Northern Illinois (01/12/05)
 6.....GREEN, Mychal vs Buffalo (3/2/05)

BLOCKED SHOTS

4.....GREEN, Mychal vs Bowling Green (1/29/05)
 3.....WILLIAMS, Leon vs Buffalo (3/12/05)
 3.....WILLIAMS, Leon vs Buffalo (3/2/05)
 3.....GREEN, Mychal vs Buffalo (3/2/05)
 3.....GREEN, Mychal at Central Michigan (1/19/05)

TURNOVERS

7.....TROUTMAN, Sonny vs Florida (3/18/05)
 7.....FEARS, Jeremy vs Eastern Michigan (2/23/05)

FOULS

5.....TROUTMAN, Sonny vs Florida (3/18/05)
 5.....TROUTMAN, Sonny at Kent State (3/5/05)
 5.....FEARS, Jeremy at Kent State (3/5/05)
 5.....HARBUT, Terren vs Buffalo (3/2/05)
 5.....WILLIAMS, Leon vs Eastern Michigan (2/23/05)
 5.....HARBUT, Terren vs Eastern Michigan (2/23/05)
 5.....FEARS, Jeremy at Bowling Green (2/7/05)
 5.....WILLIAMS, Leon at Buffalo (2/2/05)
 5.....TROUTMAN, Sonny vs Toledo (1/26/05)
 5.....McGOWEN, Clay at Florida International (12/28/04)
 5.....WILLIAMS, Leon vs Binghamton (12/27/04)

POINTS

92.....at Buffalo (2/2/05)
 90.....vs Buffalo (3/2/05)
 90.....vs NAVY (12/4/04)
 89.....vs Western Michigan (2/5/05)
 83.....at Marshall University (2/26/05)

FIELD GOALS MADE

35.....at Marshall University (2/26/05)
 35.....vs Western Michigan (2/05/05)

FIELD GOAL ATTEMPTS

71.....at Florida International (12/28/04)
 68.....vs Western Michigan (2/05/05)

FIELD GOAL PERCENTAGE

.636 (35-55)....at Marshall University (2/26/05)
 .549 (28-51)....vs Kent State (1/15/05)

3 PT FIELD GOALS MADE

11.....vs Buffalo (3/2/05)
 9.....vs Florida (3/18/05)
 9.....vs Western Michigan (2/5/05)
 9.....vs Binghamton (12/27/04)

3 PT FG ATTEMPTS

28.....vs Western Michigan (2/5/05)
 24.....vs Miami (3/11/05)
 24.....at Florida International (12/28/04)

3 PT FG PERCENTAGE

.500 (11-22)....vs Buffalo (3/2/05)
 .500 (9-18).....vs Florida (3/18/05)
 .500 (8-16).....vs Toledo (1/26/05)

FREE THROWS MADE

28.....vs Marshall (1/9/05)
 27.....vs Buffalo (3/2/05)
 27.....vs San Francisco (11/29/04)

FREE THROW ATTEMPTS

41.....vs Marshall (3/7/05)
 40.....vs Buffalo (3/2/05)

FREE THROW PERCENTAGE

.917 (11-12)....at Miami (1/22/05)
 .913 (21-23)....at Ball State (1/5/05)

REBOUNDS

48.....vs Duquesne (12/18/04)
 41.....vs Eastern Michigan (2/23/05)
 41.....vs Kent State (1/15/05)
 41.....at Florida International (12/28/04)

ASSISTS

19.....at Marshall University (2/26/05)
 18.....at Buffalo (2/2/05)

STEALS

16.....vs NAVY (12/4/04)
 14.....vs Buffalo (3/12/05)

BLOCKED SHOTS

8.....vs Buffalo (3/2/05)
 5.....vs Florida (3/18/05)
 5.....vs Buffalo (3/12/05)
 5.....vs Bowling Green (1/29/05)
 5.....vs Kent State (1/15/05)
 5.....at Northern Illinois (1/12/05)
 5.....vs San Francisco (11/29/04)

TURNOVERS

20.....vs Florida (3/18/05)
 20.....at American University (12/11/04)

FOULS

29.....at Buffalo (2/2/05)
 27.....at Kent State (3/5/05)

Team Game-by-Game Comparison






Opponent	1st	2nd	Score	Mar	Total FG	FG Pct	3 FG	3FG Pct	FT	FT Pct
SAN FRANCISCO	40/24	41/42	81-66	+15	23-53/23-56	.434/.411	8-17/8-20	.471/.400	27-38/12-19	.711/.632
BUTLER	33/24	31/34	64-58	+6	22-47/19-54	.468/.352	5-15/7-29	.333/.241	15-22/13-15	.682/.867
NAVY	44/22	46/33	90-55	+35	33-64/18-45	.516/.400	6-21/4-13	.286/.308	18-22/15-21	.818/.714
Saint Francis (Pa.)	31/40	43/43	74-83	(9)	27-64/26-51	.422/.510	4-16/9-12	.250/.750	16-23/22-27	.696/.815
American	24/36	31/28	55-64	(9)	22-47/23-48	.468/.479	7-22/7-20	.318/.350	4-12/11-14	.333/.786
DUQUESNE	30/30	43/30	73-60	+13	22-47/21-60	.468/.350	4-14/6-19	.286/.316	25-30/12-16	.833/.750
Binghamton	37/30	30/33	67-63	+4	17-42/22-63	.405/.349	9-20/8-22	.450/.364	24-34/11-16	.706/.688
Florida Intl.	32/28	33/37	73-74	(1)	28-71/27-55	.394/.491	7-24/4-11	.292/.364	10-17/16-22	.588/.727
Akron	30/30	29/41	59-71	(12)	20-53/23-56	.377/.411	6-17/9-24	.353/.375	13-18/16-23	.722/.696
Ball State	32/48	48/33	80-81	(1)	27-51/24-58	.529/.414	5-15/13-30	.333/.433	21-23/20-29	.913/.690
MARSHALL	34/27	43/41	77-68	+9	22-49/25-54	.449/.463	5-15/10-22	.333/.455	28-38/8-12	.737/.667
Northern Illinois	28/35	43/39	71-74	(3)	26-53/28-53	.491/.528	6-19/10-16	.316/.625	13-20/8-9	.650/.889
KENT STATE	38/28	42/26	80-54	+26	28-51/18-54	.549/.333	5-17/8-22	.294/.364	19-29/10-20	.655/.500
Central Michigan	38/26	36/28	74-54	+20	28-62/22-50	.452/.440	4-17/2-14	.235/.143	14-18/8-17	.778/.471
Miami	28/28	29/31	57-59	(2)	21-48/22-49	.438/.449	4-17/7-13	.235/.538	11-12/8-10	.917/.800
TOLEDO	43/26	33/42	76-68	+8	22-45/23-46	.489/.500	8-16/6-20	.500/.300	24-39/16-20	.615/.800
BOWLING GREEN	35/39	37/30	72-69	+3	25-47/25-53	.532/.472	6-18/9-21	.333/.429	16-24/10-11	.667/.909
Buffalo	41/41	51/49	92-90	+2	31-57/28-56	.544/.500	6-15/12-20	.400/.600	24-32/22-33	.750/.667
W. MICHIGAN	42/49	47/36	89-85	+4	35-68/31-60	.515/.517	9-28/12-26	.321/.462	10-22/11-14	.455/.786
Bowling Green	28/26	35/52	63-78	(15)	21-51/26-51	.412/.510	6-18/7-17	.333/.412	15-20/19-20	.750/.950
MIAMI	34/32	27/25	61-57	+4	22-47/23-50	.468/.460	1-10/8-18	.100/.444	16-23/3-6	.696/.500
AKRON	15/39	34/30	49-69	(20)	18-60/29-57	.300/.509	0-15/8-20	.000/.400	13-23/3-4	.565/.750
Detroit	25/34	41/31	66-65	+1	20-41/24-51	.488/.471	7-18/5-21	.389/.238	19-27/12-17	.704/.706
E. MICHIGAN	38/23	30/42	68-65	+3	25-58/22-56	.431/.393	3-11/6-20	.273/.300	15-22/15-20	.682/.750
Marshall	44/32	39/30	83-62	+21	35-55/23-67	.636/.343	5-12/6-32	.417/.188	8-13/10-14	.615/.714
BUFFALO	37/38	53/39	90-77	+13	26-49/27-71	.531/.380	11-22/6-24	.500/.250	27-40/17-29	.675/.586
Kent State	35/33	30/49	65-82	(17)	20-47/26-54	.426/.481	8-18/7-18	.444/.389	17-21/23-31	.810/.742
MARSHALL	33/28	39/38	72-66	+6	21-42/23-51	.500/.451	6-19/10-27	.316/.370	24-41/10-11	.585/.909
Kent State	23/20	39/35	62-55	+7	17-40/21-63	.425/.333	5-14/7-28	.357/.250	23-31/6-8	.742/.750
Miami	26/24	37/32	63-56	+7	19-54/22-52	.352/.423	5-24/6-25	.208/.240	20-23/6-8	.870/.750
Buffalo	33/43	37/27	80-79	+1	32-66/31-67	.485/.463	2-13/12-29	.154/.414	14-19/5-5	.737/1.000
Florida	28/36	34/31	62-67	(5)	18-46/21-54	.391/.389	9-18/7-23	.500/.304	17-26/18-19	.654/.947

Opponent	Reb	Mar	Assist	TOver	Block	Steal	Fouls
SAN FRANCISCO	+2	15/8	12/14	5/1	3/5	20/28	
BUTLER	(1)	5/10	12/15	3/1	8/4	16/18	
NAVY	-	16/9	14/32	4/1	16/3	26/20	
Saint Francis (Pa.)	(5)	15/19	9/18	3/3	9/1	22/21	
American	+1	11/14	20/14	0/2	7/14	18/17	
DUQUESNE	+25	9/9	17/8	1/1	4/10	16/23	
Binghamton	(4)	11/12	16/16	3/5	7/4	19/25	
Florida International	+4	14/19	14/17	2/10	12/7	18/16	
Akron	(14)	13/16	15/13	1/3	6/6	18/18	
Ball State	(3)	17/17	14/11	1/3	5/5	25/20	
MARSHALL	+1	9/8	9/15	2/4	9/4	17/27	
Northern Illinois	(3)	11/18	15/17	5/7	12/10	15/18	
KENT STATE	+12	16/9	12/18	5/1	11/7	16/21	
Central Michigan	+6	13/10	11/21	4/1	13/4	22/18	
Miami	(11)	8/10	8/14	0/2	12/4	14/14	
TOLEDO	+3	11/8	17/20	0/5	7/7	19/28	
BOWLING GREEN	(3)	12/19	7/11	5/1	7/2	13/20	
Buffalo	+3	18/19	16/16	2/1	13/7	29/25	
WESTERN MICHIGAN	(3)	17/15	6/17	0/0	6/0	17/18	
Bowling Green	(19)	13/19	16/20	3/9	9/8	21/18	
MIAMI	(3)	6/10	9/15	4/1	11/4	12/20	
AKRON	-	2/12	11/14	3/9	7/8	7/20	
Detroit	(4)	7/15	14/12	0/3	2/12	15/21	
EASTERN MICHIGAN	+10	11/8	16/15	3/3	10/12	18/18	
Marshall	+8	19/11	15/11	3/3	7/5	14/11	
BUFFALO	(10)	10/17	15/12	3/6	6/10	27/22	
MARSHALL	(5)	13/10	11/17	2/2	9/5	15/28	
Kent State	+4	12/10	16/10	0/3	6/9	14/24	
Miami	(5)	7/15	7/14	1/6	7/3	14/20	
Buffalo	(2)	10/16	10/18	5/3	14/6	13/19	
Florida	+1	8/15	20/16	5/8	8/11	21/21	

Note: Game totals are displayed in the format TEAM/OPPONENT for each category



Category Leaders

	FG PERCENTAGE	FG	ATT	Pct	FT PERCENTAGE	FT	ATT	Pct
	ANNEN, Matt	1	1	1.000	KING, Stephen	2	2	1.000
	McGOWEN, Cliff	3	4	.750	TROUTMAN, Sonny	110	138	.797
	WILLIAMS, Leon	145	225	.644	HALBERT, Jeff	29	37	.784
	DAVIS, Whitney	20	35	.571	McGOWEN, Cliff	3	4	.750
	McGOWEN, Clay	24	50	.480	GREEN, Mychal	87	117	.744
	TROUTMAN, Sonny	132	279	.473	FEARS, Jeremy	89	123	.724
	GREEN, Mychal	155	355	.437	DAVIS, Whitney	26	36	.722
	HARBUT, Terren	79	183	.432	HARBUT, Terren	103	143	.720
	GLADNEY, Diamond	19	47	.404	WILLIAMS, Leon	92	161	.571
FEARS, Jeremy	121	304	.398	GLADNEY, Diamond	10	19	.526	
HALBERT, Jeff	66	170	.388	McGOWEN, Clay	8	19	.421	
KING, Stephen	3	8	.375	ANNEN, Matt	1	3	.333	
	FIELD GOAL ATTEMPTS	G	Att	Att/G	FREE THROW ATTEMPTS	G	Att	Att/G
	GREEN, Mychal	31	355	11.5	WILLIAMS, Leon	32	161	5.0
	FEARS, Jeremy	32	304	9.5	HARBUT, Terren	31	143	4.6
	TROUTMAN, Sonny	32	279	8.7	TROUTMAN, Sonny	32	138	4.3
	WILLIAMS, Leon	32	225	7.0	FEARS, Jeremy	32	123	3.8
HARBUT, Terren	31	183	5.9	GREEN, Mychal	31	117	3.8	
	FIELD GOALS MADE	G	Made	Made/G	FREE THROWS MADE	G	Made	Made/G
	GREEN, Mychal	31	155	5.0	TROUTMAN, Sonny	32	110	3.4
	WILLIAMS, Leon	32	145	4.5	HARBUT, Terren	31	103	3.3
	TROUTMAN, Sonny	32	132	4.1	WILLIAMS, Leon	32	92	2.9
	FEARS, Jeremy	32	121	3.8	FEARS, Jeremy	32	89	2.8
HARBUT, Terren	31	79	2.5	GREEN, Mychal	31	87	2.8	
	3-POINT PERCENTAGE	3FG	ATT	Pct	POINTS	G	Pts	Pts/G
	DAVIS, Whitney	4	10	.400	GREEN, Mychal	31	466	15.0
	McGOWEN, Clay	2	5	.400	TROUTMAN, Sonny	32	403	12.6
	HALBERT, Jeff	52	132	.394	WILLIAMS, Leon	32	382	11.9
	GREEN, Mychal	69	185	.373	FEARS, Jeremy	32	352	11.0
	BRIDGEWATER, James	1	3	.333	HARBUT, Terren	31	261	8.4
	TROUTMAN, Sonny	29	96	.302	HALBERT, Jeff	32	213	6.7
	GLADNEY, Diamond	3	14	.214	DAVIS, Whitney	30	70	2.3
	FEARS, Jeremy	21	104	.202	McGOWEN, Clay	32	58	1.8
	KING, Stephen	1	5	.200	GLADNEY, Diamond	32	51	1.6
HARBUT, Terren	0	1	.000	BRIDGEWATER, James	13	11	0.8	
	3-POINT FG ATTEMPTS	G	Att	Att/G	POINTS AVERAGE	G	Pts	Avg/G
	GREEN, Mychal	31	185	6.0	GREEN, Mychal	31	466	15.0
	HALBERT, Jeff	32	132	4.1	TROUTMAN, Sonny	32	403	12.6
	FEARS, Jeremy	32	104	3.3	WILLIAMS, Leon	32	382	11.9
	TROUTMAN, Sonny	32	96	3.0	FEARS, Jeremy	32	352	11.0
GLADNEY, Diamond	32	14	0.4	HARBUT, Terren	31	261	8.4	
	3-POINT FGS MADE	G	Made	Made/G	HALBERT, Jeff	32	213	6.7
	GREEN, Mychal	31	69	2.2	DAVIS, Whitney	30	70	2.3
	HALBERT, Jeff	32	52	1.6	McGOWEN, Clay	32	58	1.8
	TROUTMAN, Sonny	32	29	0.9	KING, Stephen	5	9	1.8
	FEARS, Jeremy	32	21	0.7	GLADNEY, Diamond	32	51	1.6
	DAVIS, Whitney	30	4	0.1	McGOWEN, Cliff	6	9	1.5
				BRIDGEWATER, James	13	11	0.8	

Category Leaders

REBOUNDS	G	Reb	Reb/G	BLOCKED SHOTS	G	No.	Blk/G
WILLIAMS, Leon	32	274	8.6	GREEN, Mychal	31	20	0.6
TROUTMAN, Sonny	32	123	3.8	WILLIAMS, Leon	32	17	0.5
HARBUT, Terren	31	121	3.9	HARBUT, Terren	31	17	0.5
GREEN, Mychal	31	116	3.7	McGOWEN, Clay	32	12	0.4
HALBERT, Jeff	32	99	3.1	TROUTMAN, Sonny	32	9	0.3
REBOUND AVERAGE	G	Reb	Avg/G	MINUTES	G	No.	Min/G
WILLIAMS, Leon	32	274	8.6	GREEN, Mychal	31	1045	33.7
HARBUT, Terren	31	121	3.9	TROUTMAN, Sonny	32	954	29.8
TROUTMAN, Sonny	32	123	3.8	FEARS, Jeremy	32	938	29.3
GREEN, Mychal	31	116	3.7	WILLIAMS, Leon	32	916	28.6
HALBERT, Jeff	32	99	3.1	HALBERT, Jeff	32	751	23.5
 				FOULS	G	No.	Per/G
ASSISTS	G	No.	A/G	WILLIAMS, Leon	32	103	3.2
FEARS, Jeremy	32	118	3.7	HARBUT, Terren	31	97	3.1
TROUTMAN, Sonny	32	100	3.1	TROUTMAN, Sonny	32	81	2.5
GREEN, Mychal	31	49	1.6	FEARS, Jeremy	32	72	2.3
HALBERT, Jeff	32	30	0.9	GREEN, Mychal	31	68	2.2
HARBUT, Terren	31	28	0.9	 			
 				FOULOUTS	G	No.	
STEALS	G	No.	S/G	WILLIAMS, Leon	32	3	
TROUTMAN, Sonny	32	72	2.3	TROUTMAN, Sonny	32	3	
FEARS, Jeremy	32	58	1.8	HARBUT, Terren	31	2	
GREEN, Mychal	31	50	1.6	FEARS, Jeremy	32	2	
WILLIAMS, Leon	32	37	1.2	McGOWEN, Clay	32	1	
HALBERT, Jeff	32	17	0.5	 			
 				TURNOVERS	G	No.	TO/G
OFFENSIVE REBOUNDS	G	No.	Avg/G	FEARS, Jeremy	32	106	3.3
WILLIAMS, Leon	32	89	2.8	TROUTMAN, Sonny	32	95	3.0
HARBUT, Terren	31	50	1.6	GREEN, Mychal	31	57	1.8
GREEN, Mychal	31	39	1.3	WILLIAMS, Leon	32	51	1.6
TROUTMAN, Sonny	32	39	1.2	HARBUT, Terren	31	38	1.2
McGOWEN, Clay	32	26	0.8	 			
DEFENSIVE REBOUNDS	G	No.	Avg/G				
WILLIAMS, Leon	32	185	5.8				
TROUTMAN, Sonny	32	84	2.6				
HALBERT, Jeff	32	84	2.6				
GREEN, Mychal	31	77	2.5				
HARBUT, Terren	31	71	2.3				



MAC Individual Stats

SCHOOL	EAST DIVISION CONFERENCE					OVERALL				
	W	L	PCT.	PF	PA	W	L	PCT.	PF	PA
Miami	12	6	.667	65.7	61.3	19	11	.633	64.9	60.9
Buffalo	11	7	.611	74.6	71.0	23	10	.697	74.4	71.6
Ohio	11	7	.611	71.5	67.9	21	11	.656	72.6	70.2
Akron	11	7	.611	71.8	65.6	19	10	.655	68.9	64.8
Kent State	11	7	.611	70.4	66.9	20	13	.606	68.8	67.9
Marshall	3	15	.167	66.8	73.9	6	22	.214	67.7	74.8

SCHOOL	WEST DIVISION CONFERENCE					OVERALL				
	W	L	PCT.	PF	PA	W	L	PCT.	PF	PA
Western Michigan	11	7	.611	72.9	67.2	20	13	.606	75.9	69.6
Toledo	11	7	.611	70.9	68.6	16	13	.552	70.7	66.5
Bowling Green	10	8	.556	69.8	68.6	18	11	.621	68.9	70.1
Ball State	10	8	.556	71.1	68.2	15	13	.536	72.0	70.1
Northern Illinois	7	11	.389	68.4	69.2	11	17	.393	67.8	69.4
Eastern Michigan	5	13	.278	72.6	73.5	12	18	.400	72.5	77.6
Central Michigan	4	14	.222	66.2	75.1	10	18	.357	63.8	75.6

POSTSEASON PLAY

NCAA Tournament - March 18 at Nashville, Tenn.

#4 Florida 67, #13 Ohio 62

National Invitational Tournament (campus sites)

March 14

at Marquette 40, Western Michigan 54

March 16

TCU 60, at Miami 58

Drexel 76, at Buffalo 81 (OT)

at W. Kentucky 88, Kent State 80 (OT)

March 19

at St. Joseph's 55, Buffalo 50

March 21

TCU 78, at Western Michigan 76 (OT)

MAC Team Stats

SCORING OFFENSE

	G	PTS	AVG/G
Buffalo	33	2462	74.6
Western Michigan	33	2407	72.9
Eastern Michigan	30	2178	72.6
Akron	29	2082	71.8
Ohio	32	2288	71.5
Ball State	28	1990	71.1
Toledo	29	2055	70.9
Kent State	33	2322	70.4
Bowling Green	29	2023	69.8
Northern Illinois	28	1916	68.4
Marshall	28	1869	66.8
Central Michigan	28	1855	66.2
Miami	30	1970	65.7

FREE THROW PERCENTAGES

	G	FIM	FIA	PCT
Northern Illinois	28	374	500	.748
Bowling Green	29	400	535	.748
Marshall	28	401	564	.711
Western Michigan	33	530	749	.708
Toledo	29	390	554	.704
Ohio	32	560	802	.698
Central Michigan	28	398	571	.697
Eastern Michigan	30	569	821	.693
Ball State	28	404	588	.687
Kent State	33	421	614	.686
Buffalo	33	489	715	.684
Miami	30	369	542	.681
Akron	29	398	590	.675

3-POINT FIELD GOAL PCT.

	G	FG	FGA	PCT
Northern Illinois	28	198	504	.393
Bowling Green	29	187	493	.379
Ball State	28	204	542	.376
Miami	30	207	552	.375
Akron	29	230	616	.373
Western Michigan	33	249	670	.372
Buffalo	33	220	619	.355
Kent State	33	237	674	.352
Central Michigan	28	183	524	.349
Marshall	28	206	596	.346
Toledo	29	195	565	.345
Eastern Michigan	30	173	508	.341
Ohio	32	182	555	.328

SCORING DEFENSE

	G	PTS	AVG/G
Miami	30	1838	61.3
Akron	29	1902	65.6
Kent State	33	2209	66.9
Western Michigan	33	2217	67.2
Ohio	32	2174	67.9
Ball State	28	1911	68.2
Bowling Green	29	1990	68.6
Toledo	29	1990	68.6
Northern Illinois	28	1938	69.2
Buffalo	33	2344	71.0
Eastern Michigan	30	2204	73.5
Marshall	28	2068	73.9
Central Michigan	28	2102	75.1

FIELD GOAL PERCENTAGES

	G	FGM	FGA	PCT
Bowling Green	29	718	1471	.488
Ohio	32	773	1675	.461
Miami	30	697	1537	.453
Toledo	29	735	1625	.452
Northern Illinois	28	672	1487	.452
Buffalo	33	876	1945	.450
Akron	29	727	1633	.445
Kent State	33	832	1871	.445
Eastern Michigan	30	718	1627	.441
Ball State	28	691	1589	.435
Western Michigan	33	814	1901	.428
Central Michigan	28	637	1522	.419
Marshall	28	631	1522	.415

3-POINT FG PCT DEFENSE

	G	FG	FGA	PCT
Toledo	29	155	473	.328
Eastern Michigan	30	188	570	.330
Miami	30	174	525	.331
Buffalo	33	218	644	.339
Akron	29	180	525	.343
Northern Illinois	28	182	525	.347
Western Michigan	33	241	693	.348
Bowling Green	29	196	553	.354
Kent State	33	214	603	.355
Ball State	28	170	471	.361
Ohio	32	246	676	.364
Marshall	28	194	514	.377
Central Michigan	28	190	490	.388

SCORING MARGIN

	G	OFF	DEF	MARGIN
Akron	29	71.8	65.6	+6.2
Western Michigan	33	72.9	67.2	+5.8
Miami	30	65.7	61.3	+4.4
Buffalo	33	74.6	71.0	+3.6
Ohio	32	71.5	67.9	+3.6
Kent State	33	70.4	66.9	+3.4
Ball State	28	71.1	68.2	+2.8
Toledo	29	70.9	68.6	+2.2
Bowling Green	29	69.8	68.6	+1.1
Northern Illinois	28	68.4	69.2	-0.8
Eastern Michigan	30	72.6	73.5	-0.9
Marshall	28	66.8	73.9	-7.1
Central Michigan	28	66.2	75.1	-8.8

FIELD GOAL PCT DEFENSE

	G	FG	FGA	PCT
Akron	29	655	1621	.404
Miami	30	627	1542	.407
Buffalo	33	808	1882	.429
Western Michigan	33	808	1863	.434
Ohio	32	766	1765	.434
Ball State	28	653	1474	.443
Bowling Green	29	669	1510	.443
Toledo	29	674	1514	.445
Northern Illinois	28	690	1544	.447
Kent State	33	776	1711	.454
Eastern Michigan	30	794	1746	.455
Marshall	28	722	1545	.467
Central Michigan	28	697	1448	.481

3-POINT FIELD GOALS MADE

	G	FG	AVG/G
Akron	29	230	7.93
Western Michigan	33	249	7.55
Marshall	28	206	7.36
Ball State	28	204	7.29
Kent State	33	237	7.18
Northern Illinois	28	198	7.07
Miami	30	207	6.90
Toledo	29	195	6.72
Buffalo	33	220	6.67
Central Michigan	28	183	6.54
Bowling Green	29	187	6.45
Eastern Michigan	30	173	5.77
Ohio	32	182	5.69

MAC Team Stats

REBOUNDING OFFENSE

	G	Reb	Avg/G
Western Michigan	33	1293	39.2
Buffalo	33	1237	37.5
Miami	30	1084	36.1
Ball State	28	971	34.7
Akron	29	984	33.9
Eastern Michigan	30	1009	33.6
Kent State	33	1105	33.5
Ohio	32	1050	32.8
Marshall	28	918	32.8
Northern Illinois	28	901	32.2
Central Michigan	28	898	32.1
Toledo	29	911	31.4
Bowling Green	29	902	31.1

REBOUNDING DEFENSE

	G	Reb	Avg/G
Miami	30	889	29.6
Bowling Green	29	891	30.7
Kent State	33	1070	32.4
Northern Illinois	28	921	32.9
Ball State	28	924	33.0
Ohio	32	1068	33.4
Western Michigan	33	1108	33.6
Marshall	28	966	34.5
Central Michigan	28	974	34.8
Toledo	29	1021	35.2
Buffalo	33	1169	35.4
Eastern Michigan	30	1080	36.0
Akron	29	1054	36.3

REBOUNDING MARGIN

	G	TEAM	Avg	OPP	Avg	Margin
Miami	30	1084	36.1	889	29.6	+6.5
Western Michigan	33	1293	39.2	1108	33.6	+5.6
Buffalo	33	1237	37.5	1169	35.4	+2.1
Ball State	28	971	34.7	924	33.0	+1.7
Kent State	33	1105	33.5	1070	32.4	+1.1
Bowling Green	29	902	31.1	891	30.7	+0.4
Ohio	32	1050	32.8	1068	33.4	-0.6
Northern Illinois	28	901	32.2	921	32.9	-0.7
Marshall	28	918	32.8	966	34.5	-1.7
Eastern Michigan	30	1009	33.6	1080	36.0	-2.4
Akron	29	984	33.9	1054	36.3	-2.4
Central Michigan	28	898	32.1	974	34.8	-2.7
Toledo	29	911	31.4	1021	35.2	-3.8

OFFENSIVE REBOUNDS

	G	No.	Avg/G
Western Michigan	33	478	14.48
Buffalo	33	426	12.91
Ball State	28	353	12.61
Marshall	28	339	12.11
Kent State	33	388	11.76
Central Michigan	28	327	11.68
Miami	30	343	11.43
Eastern Michigan	30	330	11.00
Toledo	29	318	10.97
Ohio	32	348	10.88
Northern Illinois	28	298	10.64
Akron	29	308	10.62
Bowling Green	29	254	8.76

DEFENSIVE REBOUNDS

	G	No.	Avg/G
Miami	30	741	24.70
Western Michigan	33	815	24.70
Buffalo	33	811	24.58
Akron	29	676	23.31
Eastern Michigan	30	679	22.63
Bowling Green	29	648	22.34
Ball State	28	618	22.07
Ohio	32	702	21.94
Kent State	33	717	21.73
Northern Illinois	28	603	21.54
Marshall	28	579	20.68
Toledo	29	593	20.45
Central Michigan	28	571	20.39

ASSISTS

	G	Assists	Avg/G
Bowling Green	29	488	16.83
Akron	29	469	16.17
Kent State	33	504	15.27
Northern Illinois	28	410	14.64
Toledo	29	414	14.28
Buffalo	33	460	13.94
Miami	30	386	12.87
Western Michigan	33	424	12.85
Eastern Michigan	30	377	12.57
Central Michigan	28	339	12.11
Marshall	28	338	12.07
Ball State	28	334	11.93
Ohio	32	374	11.69

TURNOVER MARGIN

	G	TEAM	Avg	OPP	Avg	Margin
Toledo	29	408	14.1	496	17.1	+3.03
Ohio	32	423	13.2	497	15.5	+2.31
Akron	29	388	13.4	454	15.7	+2.28
Kent State	33	456	13.8	524	15.9	+2.06
Ball State	28	341	12.2	392	14.0	+1.82
Buffalo	33	509	15.4	536	16.2	+0.82
Western Michigan	33	437	13.2	460	13.9	+0.70
Eastern Michigan	30	455	15.2	453	15.1	-0.07
Central Michigan	28	490	17.5	470	16.8	-0.71
Northern Illinois	28	396	14.1	360	12.9	-1.29
Marshall	28	409	14.6	371	13.2	-1.36
Bowling Green	29	435	15.0	395	13.6	-1.38
Miami	30	414	13.8	336	11.2	-2.60

ASSIST/TURNOVER RATIO

	G	Asst	Avg	Turn	Avg	Ratio
Akron	29	469	16.2	388	13.4	1.21
Bowling Green	29	488	16.8	435	15.0	1.12
Kent State	33	504	15.3	456	13.8	1.11
Northern Illinois	28	410	14.6	396	14.1	1.04
Toledo	29	414	14.3	408	14.1	1.01
Ball State	28	334	11.9	341	12.2	0.98
Western Michigan	33	424	12.8	437	13.2	0.97
Miami	30	386	12.9	414	13.8	0.93
Buffalo	33	460	13.9	509	15.4	0.90
Ohio	32	374	11.7	423	13.2	0.88
Eastern Michigan	30	377	12.6	455	15.2	0.83
Marshall	28	338	12.1	409	14.6	0.83
Central Michigan	28	339	12.1	490	17.5	0.69

BLOCKED SHOTS

	G	Blocks	Avg
Northern Illinois	28	122	4.36
Akron	29	111	3.83
Bowling Green	29	110	3.79
Marshall	28	86	3.07
Toledo	29	80	2.76
Ohio	32	86	2.69
Eastern Michigan	30	79	2.63
Buffalo	33	86	2.61
Ball State	28	69	2.46
Central Michigan	28	66	2.36
Miami	30	68	2.27
Kent State	33	57	1.73
Western Michigan	33	53	1.61

STEALS

	G	Steals	Avg/G
Toledo	29	284	9.79
Buffalo	33	290	8.79
Ohio	32	273	8.53
Kent State	33	278	8.42
Eastern Michigan	30	228	7.60
Central Michigan	28	212	7.57
Akron	29	198	6.83
Bowling Green	29	196	6.76
Western Michigan	33	210	6.36
Northern Illinois	28	162	5.79
Ball State	28	155	5.54
Marshall	28	152	5.43
Miami	30	157	5.23



MAC Individual Stats

SCORING

	TEAM	G	FG	3FG	FT	PTS	Avg
John Reimold	BG	29	182	79	94	537	18.5
Ben Reed	WMU	33	192	81	118	583	17.7
Josh Almanson	BG	29	189	25	96	499	17.2
Kevin Nelson	CMU	25	142	78	62	424	17.0
Peyton Stovall	BSU	28	159	65	84	467	16.7
Levi Rost	WMU	33	168	91	119	546	16.5
Dennis Trammell	BSU	23	124	59	59	366	15.9
Turner Battle	UB	33	180	46	105	511	15.5
Danny Horace	MIA	30	141	26	154	462	15.4
Keith Triplett	UT	29	144	29	122	439	15.1
Mychal Green	OU	31	155	69	87	466	15.0
Terrance Chapman	BSU	27	135	6	104	380	14.1
Markus Austin	EMU	30	121	32	140	414	13.8
Chet Mason	MIA	30	150	14	89	403	13.4
John Bowler	EMU	29	127	1	123	378	13.0

REBOUNDS

	Team	G	OFF	DEF	TOTAL	Avg
Danny Horace	MIA	30	66	220	286	9.5
Terrance Chapman	BSU	27	93	160	253	9.4
Leon Williams	OU	32	89	185	274	8.6
Mark Patton	MAR	28	88	138	226	8.1
Chet Mason	MIA	30	81	147	228	7.6
Romeo Travis	UA	29	88	127	215	7.4
James Jackson	EMU	30	71	150	221	7.4
John Bowler	EMU	29	66	117	183	6.3
Ben Reed	WMU	33	56	148	204	6.2
Mike McKinney	NIU	28	64	108	172	6.1
Levi Rost	WMU	33	81	120	201	6.1
David Anderson	MAR	28	64	101	165	5.9
Yassin Idbihi	UB	33	66	128	194	5.9
Mark Bortz	UB	33	72	120	192	5.8
Joe Reitz	WMU	33	79	101	180	5.5

ASSISTS

	TEAM	G	Assists	Avg
DeAndre Haynes	KSU	33	180	5.45
John Floyd	BG	29	150	5.17
Rickey Willis	WMU	33	160	4.85
Cory Sims	NIU	28	133	4.75
Turner Battle	UB	33	146	4.42
Dru Joyce	UA	33	126	4.34
A.W. Hamilton	MAR	28	115	4.11
Jeremy Fears	OU	32	118	3.69
Michael Ross	EMU	30	110	3.67
Peyton Stovall	BSU	28	99	3.54
Giordan Watson	CMU	28	98	3.50
Kashif Payne	UT	29	99	3.41
Chet Mason	MIA	30	99	3.30
Steven Wright	BG	29	94	3.24
Justin Ingram	UT	29	92	3.17

FIELD GOAL PCT (Min. 5.0 made/game)

	TEAM	G	FG	FGA	Pct
Josh Almanson	BG	29	189	319	.592
John Reimold	BG	29	182	348	.523
Dennis Trammell	BSU	23	124	266	.466
Turner Battle	UB	33	180	387	.465
Ben Reed	WMU	33	192	427	.450
Peyton Stovall	BSU	28	159	354	.449
Levi Rost	WMU	33	168	381	.441
Chet Mason	MIA	30	150	343	.437
Mychal Green	OU	31	155	355	.437
Terrance Chapman	BSU	27	135	325	.415
Kevin Nelson	CMU	25	142	353	.402

FREE THROW PCT (Min. 2.5 made/game)

	TEAM	G	FIM	FTA	Pct
Michael Ross	EMU	30	82	96	.854
Darryl Peterson	UA	28	76	90	.844
Keith Triplett	UT	29	122	147	.830
Josh Almanson	BG	29	96	116	.828
Danny Horace	MIA	30	154	188	.819
Dennis Trammell	BSU	23	59	73	.808
Peyton Stovall	BSU	28	84	105	.800
Sonny Troutman	OU	32	110	138	.797
Levi Rost	WMU	33	119	151	.788
John Reimold	BG	29	94	121	.777
Cory Sims	NIU	28	82	107	.766
Kevin Warzynski	KSU	33	89	117	.761
Mark Payton	MAR	28	74	99	.747
Mike McKinney	NIU	28	82	110	.745
Markus Austin	EMU	30	140	188	.745

3-POINT FG PCT (Min. 2.0 made per game)

	TEAM	G	3FG	FGA	Pct
Dennis Trammell	BSU	23	59	122	.484
John Reimold	BG	29	79	173	.457
Todd Peterson	NIU	28	65	143	.455
Levi Rost	WMU	33	91	213	.427
Kevin Nelson	CMU	25	78	190	.411
Ben Reed	WMU	33	81	199	.407
Peyton Stovall	BSU	28	65	167	.389
Mychal Green	OU	31	69	185	.373
Calvin Cage	UB	33	66	177	.373

*To be ranked, a player must appear in at least 75.0% of their team's games.



MAC Individual Stats

3-POINT FG MADE

	TEAM	G	3FG	Avg
Kevin Nelson	CMU	25	78	3.12
Levi Rost	WMU	33	91	2.76
John Reimold	BG	29	79	2.72
Dennis Trammell	BSU	23	59	2.57
Ben Reed	WMU	33	81	2.45
Peyton Stovall	BSU	28	65	2.32
Todd Peterson	NIU	28	65	2.32
Mychal Green	OU	31	69	2.23
Calvin Cage	UB	33	66	2.00
Sammy Villegas	UT	29	55	1.90
Bubba Walther	UA	29	54	1.86
Anthony Maestranzi	NIU	28	52	1.86
Danny McElhinny	EMU	30	54	1.80
Joe Miles	MAR	28	47	1.68
Jason Edwin	KSU	33	55	1.67

BLOCKED SHOTS

	TEAM	G	Blocks	Avg
James Hughes	NIU	28	53	1.89
Romeo Travis	UA	29	45	1.55
Allen Pinson	UT	26	36	1.38
Mark Bortz	UB	33	41	1.24
Mark Patton	MAR	28	31	1.11
James Jackson	EMU	30	33	1.10
Johnathan Byrd	NIU	28	30	1.07
Scott Vandermeer	BG	29	31	1.07
Josh Almanson	BG	29	30	1.03
LaVar Carter	MAR	26	25	0.96
Matt Futch	UA	29	22	0.76
David Anderson	MAR	28	20	0.71
Todd Peterson	NIU	28	20	0.71
Rob Preston	UA	29	20	0.69
Mychal Green	OU	31	20	0.65

STEALS

	Team	G	Steals	Avg/G
Keith Triplett	UT	29	75	2.59
Sonny Troutman	OU	32	72	2.25
Michael Ross	EMU	30	61	2.03
Justin Ingram	UT	29	53	1.83
Giordan Watson	CMU	28	51	1.82
Jeremy Fears	OU	32	58	1.81
Daniel Gilbert	UB	33	59	1.79
DeAndre Haynes	KSU	33	55	1.67
Mychal Green	OU	31	50	1.61
Peyton Stovall	BSU	28	45	1.61
Levi Rost	WMU	33	49	1.48
Turner Battle	UB	33	47	1.42
Darryl Garrett	EMU	30	42	1.40
Roderick Middleton	UB	33	44	1.33
Scott Cutley	KSU	33	44	1.33

ASSIST/TURNOVER RATIO (Min. 3.0 assists/game)

	TEAM	G	Assists	Avg	Turn	Avg	Ratio
Kashif Payne	UT	29	99	3.4	43	1.5	2.30
Turner Battle	UB	33	146	4.4	64	1.9	2.28
A.W. Hamilton	MAR	28	115	4.1	51	1.8	2.25
Rickey Willis	WMU	33	160	4.8	72	2.2	2.22
Dru Joyce	UA	29	126	4.3	66	2.3	1.91
John Floyd	BG	29	150	5.2	87	3.0	1.72
Anthony Maestranzi	NIU	28	86	3.1	50	1.8	1.72
DeAndre Haynes	KSU	33	180	5.5	108	3.3	1.67
Cory Sims	NIU	28	133	4.8	83	3.0	1.60
Brian Snider	WMU	28	87	3.1	58	2.1	1.50
Justin Ingram	UT	29	92	3.2	65	2.2	1.42
Michael Ross	EMU	30	110	3.7	78	2.6	1.41
Keith Triplett	UT	29	91	3.1	67	2.3	1.36
Steven Wright	BG	29	94	3.2	76	2.6	1.24
Peyton Stovall	BSU	28	99	3.5	81	2.9	1.22

OFFENSIVE REBOUNDS

	TEAM	G	No.	Avg
Terrance Chapman	BSU	27	93	3.44
Mark Patton	MAR	28	88	3.14
Romeo Travis	UA	29	88	3.03
Leon Williams	OU	32	89	2.78
Chet Mason	MIA	30	81	2.70
Levi Rost	WMU	33	81	2.45
Joe Reitz	WMU	33	79	2.39
James Jackson	EMU	30	71	2.37
Mike McKinney	NIU	28	64	2.29
David Anderson	MAR	28	64	2.29
John Bowler	EMU	29	66	2.28
Danny Horace	MIA	30	66	2.20
Mark Bortz	UB	33	72	2.18
Yassin Idbihi	UB	33	66	2.00
Stanes Bufford	WMU	33	64	1.94

DEFENSIVE REBOUNDS

	Team	G	No.	Avg/G
Danny Horace	MIA	30	220	7.33
Terrance Chapman	BSU	27	160	5.93
Leon Williams	OU	32	185	5.78
James Jackson	EMU	30	150	5.00
Mark Patton	MAR	28	138	4.93
Chet Mason	MIA	30	147	4.90
Ben Reed	WMU	33	148	4.48
Romeo Travis	UA	29	127	4.38
John Bowler	EMU	29	117	4.03
Yassin Idbihi	UB	33	128	3.88
Mike McKinney	NIU	28	108	3.86
John Reimold	BG	29	110	3.79
Turner Battle	UB	33	123	3.73
Mark Bortz	UB	33	120	3.64
Levi Rost	WMU	33	120	3.64



MAC Postseason Awards

2004-05 All-Conference

First Team

Josh Almanson	Bowling Green	F	Sr.	Bowling Green, Ohio
Turner Battle	Buffalo	G	Sr.	Kernersville, N.C.
Danny Horace	Miami	F	Sr.	Cincinnati, Ohio
Chet Mason	Miami	G	Sr.	Cleveland, Ohio
Ben Reed	Western Michigan	G	Sr.	Battle Creek, Mich.

Second Team

Romeo Travis	Akron	F	So.	Akron, Ohio
Dennis Trammell	Ball State	G	Sr.	Chicago, Ill.
John Reimold	Bowling Green	F	Sr.	Greenville, Pa.
Keith Triplet	Toledo	G	Sr.	Toledo, Ohio
Levi Rost	Western Michigan	F	Sr.	St. John's, Mich.

Honorable Mention

Darryl Peterson	Akron	F	Jr.	Cincinnati, Ohio
Mark Bortz	Buffalo	F	Sr.	Commerce Twp, Mich.
Kevin Nelson	Central Michigan	G	Jr.	Southfield, Mich.
John Bowler	Eastern Michigan	F	Jr.	Chicago, Ill.
Jason Edwin	Kent State	G	Sr.	Warsaw, Ill.
Kevin Warzynski	Kent State	F	Jr.	Mt. Pleasant, S.C.
Mike McKinney	Northern Illinois	G	So.	Evanston, Ill.
Mychal Green	Ohio	F	Jr.	Columbus, Ohio
Sonny Troutman	Ohio	F	So.	Indianapolis, Ind.
Leon Williams	Ohio	F	Fr.	Baltimore, Md.

Mid-American Conference Players of the Week

MAC East Division Player of the Week

Nov. 23	Danny Horace	Miami
Dec. 1	Turner Battle	Buffalo
Dec. 6	Danny Horace	Miami
	Mario Jordan	Buffalo
Dec. 13	DeAndre Haynes	Kent State
Dec. 20	Turner Battle	Buffalo
Dec. 28	Calvin Cage	Buffalo
Jan. 3	Romeo Travis	Akron
Jan. 10	Kevin Warzynski	Kent State
Jan. 17	Romeo Travis	Akron
	Chet Mason	Miami
Jan. 24	Jason Edwin	Kent State
Jan. 31	Mychal Green	Ohio
Feb. 7	Sonny Troutman	Ohio
Feb. 14	Turner Battle	Buffalo
Feb. 21	Danny Horace	Miami
Feb. 28	Leon Williams	Ohio
Mar. 6	Mark Patton	Marshall

MAC West Division Player of the Week

Nov. 23	John Bowler	Eastern Michigan
Dec. 1	Josh Almanson	Bowling Green
Dec. 6	Levi Rost	Western Michigan
Dec. 13	Ben Reed	Western Michigan
Dec. 20	Terrance Chapman	Ball State
Dec. 28	Darryl Garrett	Eastern Michigan
Jan. 3	Kevin Nelson	Central Michigan
Jan. 10	John Reimold	Bowling Green
	Ben Reed	Western Michigan
Jan. 17	Levi Rost	Western Michigan
Jan. 24	Dennis Trammell	Ball State
Jan. 31	Florentino Valencia	Toledo
Feb. 7	Ben Reed	Western Michigan
Feb. 14	Levi Rost	Western Michigan
Feb. 21	John Reimold	Bowling Green
Feb. 28	Todd Peterson	Northern Illinois
Mar. 6	Peyton Stovall	Ball State

Player of the Year

Turner Battle Buffalo

Coach of the Year

Charlie Coles Miami

Defensive Player of the Year

Chet Mason Miami

Sixth Man of the Year

Mark Bortz Buffalo

Freshman of the Year

Leon Williams Ohio

All-Freshman Team

Bubba Walther	Akron	G
Leon Williams	Ohio	F
Jeremy Fears	Ohio	G
Kashif Payne	Toledo	G
Joe Reitz	W.Michigan	F/C

All-Tournament Team

Turner Battle, Buffalo
 Danny Horace, Miami
 Yassin Idbihi, Buffalo
Jeremy Fears, Ohio
Leon Williams, Ohio - MVP