



Record Book

Bobcat History - 78
Convocation Center Records - 82
Individual Records - 83
Team Records - 88
Yearly Leaders - 89
Coaching Records - 90
Year-by-Year Results - 91
Series Records - 97
All-MAC Selections - 99
Letterwinners - 100

Gary Trent wrapped up his career as a Bobcat as the only three-time league MVP in the history of the MAC. He turned in two of the three highest season scoring outputs ever at Ohio.

Bobcat History

Dutch Trautwein (below) led the 1941 Bobcats (right) to the NIT Championship game.

Ohio Bobcat All-American Frank Baumholtz became one of the first two-sport professional athletes.



Ohio's former gymnasium (above) was named after Butch Grover (right), who coached the Bobcats to 192 victories in 16 years.



The state's first university, Ohio University has fielded a basketball team since 1907. True to its winning tradition, the program started on the right foot under its first coach, James C. Jones. Jones' charges defeated the Parkersburg YMCA in the school's first game, 46-9. A five-game winning streak to open the season helped Ohio to a successful 7-4 inaugural campaign.

Ohio's century-long rivalry with Miami University also began in 1907, as Jones' team fell to its Oxford counterpart. Over the next 163 meetings, however, Ohio has had the measure of Miami, winning 85 times.

After fielding six coaches in the program's first 15 years, Ohio looked to former player and University alumnus **Butch Grover**. Grover — whose name adorns Ohio's former gymnasium and home to the College of Health and Human Services — led Ohio for 16 years. His **192 victories** are good for second on Ohio's all-time coaching wins list.


Grover's successor, Dutch Trautwein, guided Ohio to a **National Invitation Tournament** runner-up finish in 1941. His star player, Frank Baumholtz, is the only Bobcat to have his jersey number (54) retired.

Baumholtz, known as the

"Midvale Marvel," earned tournament MVP honors and **All-American** status for his NIT performance. Following his Ohio career, he became one of a rare fraternity to play two professional sports — basketball with the **Cleveland Rebels** in 1946-47 and baseball with the **Chicago Cubs**, **Cincinnati Reds** and **Philadelphia Phillies** over a 10-year career.


Said Tom Cohane of the New York World Telegram about Baumholtz's basketball exploits: "(He is) a little fellow with great speed and drive, a Hollywood profile and a greater variety of pleasing shots than a technicolor movie."

When Baumholtz switched sports,



Kirk Lehman (#20 below) starred on the Bobcat teams in the late 70's and early 80's.

Walter Lockett adorned Sports Illustrated's cover on November 27, 1972.



Jim Snyder's Ohio teams won seven MAC titles and ushered in The Convo era with a win over Indiana.



he never skipped a beat, finishing second in the National League batting race in 1952 with a .325 average. Ohio honored his legend years later by hanging his jersey from The Convo's rafters.

Five years after their strong NIT showing, Ohio became a charter member of the Mid-American Conference, joining Butler, Cincinnati, Wayne State and Western Reserve. Miami, concreting the rivalry, joined the MAC a year later.

Another Ohio alumnus, Jim Snyder, took over for Trautwein in 1949. Ohio's winningest coach, "Gentleman Jim" guided the Bobcats for a quarter century.

With star players like Jim Betts, Bunk Adams, Jerry Jackson, Don Hilt, Gerald McKee and Sports Illustrated cover boy Walter Lockett, Snyder won seven MAC TITLES. His teams made seven NCAA appearances and finished with a winning record 21 times in 25 years. The 1963-64 squad, perhaps Snyder's best, made it farther than any team in school history as they advanced to the NCAA Tournament Midwest Regional and earned victories over Louisville and No. 4 Kentucky before falling to second-ranked Michigan.

As Snyder's record-setting tenure neared its conclusion, the Bobcats moved into their

new den, the 13,080-seat Convocation Center. Opened in 1968, The Convo is quite possibly the University's most recognized landmark.

Wasting no time, Snyder's Bobcats defeated the Indiana Hoosiers 80-70 in The Convo's first game. Later that season, Ohio began a school-record 25-game home winning streak. After the 1973-74 season, Snyder's 25-year Ohio coaching career came to an end. A member of four halls of fame, Snyder's name now adorns the team's locker room and pregame ready room.



Bobcat History



A vocal section of Bobcat fans dubbed the Crazy Cats prowled The Convo in the 70s and 80s.



John Deveraux (upper right) led the 1983 team under Danny Nee (upper left) to Ohio's last NCAA Tournament win. The 1985 Bobcats (above) and current assistant coach John Rhodes also advanced to the NCAA Tournament.



Dave Jamerson (#33) finished second in the nation in scoring with a 31.2 ppg average during the 1989-90 season.

Danny Nee's coaching tenure from 1980-86 saw the Bobcats return to prominence. His teams — led by the likes of John Deveraux, Robert Tatum, Paul Baron, John Rhodes, Eddie Hicks and Vic Alexander — tallied four consecutive 20-win seasons, a MAC Tournament title in 1983, an NIT matchup in The Convo versus Ohio State and two trips to the NCAA tournament.

Nee didn't leave Ohio's cupboard bare when he left in 1986 to coach the Nebraska Cornhuskers. Future NBA players Paul "Snoopy" Graham and Dave Jamerson — two of Ohio's three 2,000-point scorers — kept Convo crowds

cheering with epic offensive performances. Jamerson's 31.2 points-per-game average in 1989-90 included a Convo-record 60-point blistering of the University of Charleston.

Then came the Shaq of the MAC. Like a whirlwind, forward Gary Trent took the conference by storm. On his way to joining Graham and Jamerson atop the 2,000-point plateau, Trent was the MAC's only three-time Player of the Year. Trent teamed with three-point marksman Geno Ford to guide Larry Hunter's Bobcats to a MAC Championship in 1993-94. Ohio captured the conference tournament that season with a lopsided 89-66 victory over archrival Miami in

the finals on ESPN.

Hunter — who played for Snyder — saw Ohio dismantle Ohio State in the Preseason NIT to open the following season. Impressive wins over 14th-ranked Virginia, George Washington and New Mexico State earned the Bobcats a Preseason NIT title and an accompanying national ranking. In the program's history, the team has been ranked by the Associated Press 15 times in four different seasons, including four visits to the top ten. Ohio's longest stay in the national ranking stretched across eight weeks during the 1969-70 season.

After his third successive dominant campaign, Trent



Larry Hunter (above) had a successful career as a player and a coach at Ohio.



Gary Trent (above) and Geno Ford (upper left) led the Bobcats to the NCAA Tournament in 1994 and to the Preseason NIT title the



Tim O'Shea (far right) guided Ohio to wins over DePaul and North Carolina (above) in his first season.



chose to test the waters of the **NBA Draft**. Chosen 11th by the Milwaukee Bucks before a draft-night trade to Portland, Trent has enjoyed a productive pro career where he can currently be seen with All-Star Kevin Garnett and the Minnesota Timberwolves. Ohio has had a total of 18 players drafted by the NBA. While Trent was the most recent pick, **Richard Schrider** became Ohio's first NBA selection in 1948.

A new era in Ohio basketball began in 2001 when Boston College assistant **Tim O'Shea** became the Bobcats' 15th head coach. The shot blocking, slam dunking and three-point shooting displays of Patrick Flomo, Brandon Hunter

and Steve Esterkamp delighted fans in The Convo's newly-christened student section, the **O Zone**.

The **NBA** came calling for Hunter once his playing days were complete as he was drafted by the **Boston Celtics** in the second round of the 2003 draft. Esterkamp continues to play professionally overseas as well.

Last year's edition brought back memories of past success as the Bobcats made a magical run in March to reach the **"Big Dance."** Ohio went **13-1 in The Convo** and won 13 of their final 17 games. O'Shea's charges dropped Marshall, Kent State, and Miami in the preliminary rounds of the

MAC Tournament before scoring an epic **80-79 overtime victory over Buffalo** in the championship to earn an NCAA Tournament berth. Despite a furious second-half comeback against the **Southeastern Conference** champion Florida Gators, the Bobcats' season ended in the first round. The squad served notice, though, that they should be one of the favorites heading into the 2005-06 season.

This year's team features four starters from that NCAA Tournament squad, including All-MAC selections Mychal Green, Sonny Troutman, and Leon Williams.

Convocation Center Records

POINTS

Ohio Player	60	Dave Jamerson	vs. Charleston (WV), 12/21/89
Visiting Player	50	by Scott Tedder	Ohio Wesleyan, 11/28/87
Ohio Team	122	vs. Central Michigan, 2/5/98	
Visiting Team	122	Ohio Wesleyan, 11/28/87	

FEWEST POINTS

Ohio Team	42	vs. Charleston (WV), 12/29/80
Visiting Team	31	Marietta, 1/9/73

FIELD GOALS MADE

Ohio Player	17	Gary Trent	vs. Bowling Green, 2/19/94
	17	Dave Jamerson	vs. Ohio Wesleyan, 11/28/87
	17	Gerald McKee	vs. Toledo, 2/5/69
Visiting Player	19	Scott Tedder	Ohio Wesleyan, 12/28/87
Ohio Team	46	vs. West Virginia, 2/8/72	
Visiting Team	46	Ohio Wesleyan, 11/28/87	

FIELD GOALS ATTEMPTED

Ohio Player	32	Gerald McKee	vs. Toledo, 2/5/69
Visiting Player	32	Rick Mount	Purdue, 12/1/69
Ohio Team	104	vs. Western Michigan, 2/17/73	
	104	vs. Eastern Michigan, 1/16/73	

FIELD GOAL PERCENTAGE (MIN. 5 FGM)

Ohio Player	5-5 (1.000)	three times	last, Jeff Boals vs. Toledo, 2/27/94
Visiting Player	6-6 (1.000)	Greg Rapp	W. Michigan, 1/24/87
Ohio Team	32-50 (.640)	vs. Ball State, 2/13/88	
Visiting Team	6-68 (.676)	Ohio Wesleyan, 11/28/87	

THREE-POINT FIELD GOALS MADE

Ohio	14	Dave Jamerson	vs. Charleston, 12/21/89
Visiting Player	6	Scott Sanders	Central Michigan, 1/13/90
	6	by Jeff Sass	Bluffton, 1/2/88
	6	by Scott Sanders	Central Michigan, 1/13/90
Ohio Team	16	vs. St. Bonaventure, 12/31/02	
Visiting Team	13	by St. Bonaventure, 12/31/02	
	13	by Central Michigan, 1/13/90	

THREE-POINT FIELD GOALS ATTEMPTED

Ohio	17	Dave Jamerson	vs. Charleston (WV), 12/21/89
Visiting Player	14	Tom Pipkins	Duquesne, 12/30/94
Ohio Team	32	vs. Bowling Green, 1/9/91	
Visiting Team	33	by St. Bonaventure, 12/31/02	

THREE-POINT PERCENTAGE (MIN. 3 3FGM)

Ohio Player	4-4 (1.000)	by Jaivon Harris	vs. Virginia, 2/26/03
	4-4 (1.000)	Gus Johnson	vs. Youngstown St., 12/20/93
Visiting Player	5-5 (1.000)	by Bill Edwards	Wright St., 12/21/92
Ohio Team	15-19 (.789)	vs. Charleston, 12/21/89	

FREE THROWS MADE

Ohio	15	Gary Trent	vs. Akron, 1/21/95
	15	Lewis Geter	vs. Youngstown, 12/17/90
Visiting Player	13	Skip Henderson	Marshall, 12/7/87
Ohio Team	39	vs. Akron, 1/21/95	

FREE THROWS ATTEMPTED

Ohio Player	23	Brandon Hunter	vs. Akron, 1/8/03
Visiting Player	16	Skip Henderson	Marshall, 12/7/87
Ohio Team	52	vs. Bowling Green, 12/2/98	

FREE THROW PERCENTAGE

Ohio Player	12-12 (1.000)	Robert Tatum	vs. Ball St., 2/27/85
Visiting Player	12-12 (1.000)	Ebon Sanders	W. Mich., 1/20/93
Ohio Team	8-8 (1.000)	vs. Bowling Green, 1/25/89	
Visiting Team	9-9 (1.000)	Miami, 2/18/87	

REBOUNDS

Ohio Player	26	Brandon Hunter	vs. Akron, 1/8/03
Ohio Team	77	vs. Western Michigan, 2/17/73	

ASSISTS

Ohio Player	16	Dennis Whitaker	vs. W. Michigan, 2/20/88
Ohio Team	29	vs. Central Michigan, 1/28/95	
Visiting Team	33	Toledo, 1/12/74	

STEALS

Ohio Player	9	by Steve Esterkamp	vs. Marshall, 2/2/02
-------------	---	--------------------	----------------------

BLOCKED SHOTS

Ohio Player	9	Jason Terry	Robert Morris, 12/11/93
	9	Jason Terry	Toledo, 2/15/95
	9	Jason Terry	Kent State, 2/7/96
Visiting Player	7	Brad Sellers	Ohio State, 3/14/86

PERSONAL FOULS

Ohio Team	32	vs. Akron, 1/8/03
	32	vs. Western Michigan, 1/20/93
	32	vs. Marshall, 12/7/87
	32	vs. Miami, 1/22/72
Visiting Team	35	Cal-Northridge, 12/17/97

FOULED OUT

Ohio Team	4	vs. Akron, 1/8/03
	4	vs. Northern Illinois, 1/19/80
Visiting Team	5	Akron, 1/8/03

MOST TURNOVERS

Ohio Team	39	vs. Ohio Wesleyan, 11/28/87
Visiting Team	38	Ohio Wesleyan, 11/28/87

FEWEST TURNOVERS

Ohio Team	5	vs. Bowling Green, 1/12/85
	5	vs. Marshall, 2/2/02



Individual Records

POINTS

GAME	60. Dave Jamerson vs. Charleston (WV), 12/21/89
	52. Dave Jamerson vs. Kent, 2/24/89
	46. Gary Trent vs. Bowling Green, 2/19/994
	45. Fred Moore vs. Marietta (OH), 3/1/57
	43. Gerald McKee vs. Northwestern, 12/19/68
	41. Gary Trent vs. West Virginia, 12/18/93
	40. Dave Jamerson vs. Bowling Green, 1/17/90
	40. Dave Jamerson vs. Washington State, 12/29/89
	39. Dave Jamerson vs. Fordham, 12/30/89
	39. Dave Jamerson vs. Ohio Wesleyan, 11/28/87
SEASON	874. Dave Jamerson, 1989-90
	837. Gary Trent, 1993-94
	757. Gary Trent, 1994-95
	657. Walter Lockett, 1974-75
	645. Paul Graham, 1988-89
	617. Walter Lockett, 1973-74
	614. Brandon Hunter, 2002-03
	594. Tim Joyce, 1978-79
	584. Lewis Geter, 1991-92
	567. Geno Ford, 1995-96
CAREER	(1000-Point Club)
	2,336. Dave Jamerson, 1985-90 (392-x-519-551-874)
	2,170. Paul Graham, 1985-89 (461-465-599-645)
	2,108. Gary Trent, 1992-95 (514-837-757)
	2,012. Brandon Hunter, 1999-2003 (374-543-451-614)
	1,752. Geno Ford, 1993-97 (309-371-567-505)
	1,741. Steve Skaggs, 1975-79 (300-482-487-472)
	1,625. Walter Lockett, 1972-75 (351-617-657)
	1,502. John Devereaux, 1980-84 (227-318-453-504)
	1,468. Tim Joyce, 1976-79 (326-548-594)
	1,405. Steve Esterkamp, 1999-2003 (267-321-376-441)
	1,381. Sanjay Adell, 1997-2000 (403-446-532)
	1,353. Curtis Simmons, 1993-97 (150-365-450-388)
	1,348. Robert Tatum, 1982-86 (136-328-368-516)
	1,323. Vic Alexander, 1981-85 (232-344-357-390)
	1,310. Gerald McKee, 1966-69 (406-419-485)
	1,297. Kirk Lehman, 1978-82 (184-457-324-332)
	1,252. Don Hilt, 1962-65 (337-422-493)
	1,205. Jerry Jackson, 1961-64 (363-367-475)
	1,196. Bunk Adams, 1958-61 (347-411-438)


	1,149. John Canine, 1967-70 (264-414-471)
	1,096. Frankie Baumholtz, 1938-41 (312-392-393)
	1,092. Lewis Geter, 1990-92 (508-584)
	1,088. Fred Moore, 1954-57 (327-308-453)
	1,042. Kent Kowall, 1968-71 (266-274-502)
	1,008. Jason Terry, 1992-96 (123-220-301-364)
	1,008. Jim Betts, 1951-54 (279-400-329)
	1,003. George Green, 1972-75 (367-312-324)

POINTS PER GAME AVERAGE

SEASON	31.2. Dave Jamerson, 1989-90 (874 in 28 games)
	25.4. Gary Trent, 1993-94 (837 in 33 games)
	25.3. Walter Lockett, 1974-75 (657 in 26 games)
	22.9. Gary Trent, 1994-95 (757 in 33 games)
	22.9. Walter Lockett, 1973-74 (617 in 27 games)
	22.2. Paul Graham, 1988-89 (645 in 29 games)
	22.0. Tim Joyce, 1978-79 (594 in 27 games)
	21.9. Tim Joyce, 1977-78 (548 in 25 games)
	21.5. Brandon Hunter, 2002-03 (644 in 30 games)
	21.1. Paul Graham, 1986-87 (465 in 22 games)
CAREER	22.7. Gary Trent, 1992-95 (2,108 in 93 games)
	21.0. Tim Joyce, 1976-79 (1,468 in 70 games)
	20.7. Walter Lockett, 1972-75 (1,635 in 79 games)
	20.3. Dave Jamerson, 1985-90 (2,336 in 115 games)
	19.7. Paul Graham, 1985-89 (2,170 in 110 games)
	19.5. Lewis Geter, 1990-92 (1,092 in 56 games)
	18.7. Gerald McKee, 1966-69 (1,310 in 70 games)
	17.1. Steve Skaggs, 1975-79 (1,741 in 102 games)
	16.9. Brandon Hunter, 1999-2003 (2,012 in 119 games)
	16.4. Bunk Adams, 1958-61 (1,196 in 73 games)
	16.4. Frankie Baumholtz, 1938-41 (1,096 in 67 games)

FIELD GOALS

GAME	21. Dave Jamerson vs. Charleston, 12/21/89
	20. Dave Jamerson vs. Kent State, 2/24/90
	19. Gerald McKee vs. Northwestern, 12/19/68
	17. Gary Trent vs. Bowling Green, 2/19/94
	17. Dave Jamerson vs. Ohio Wesleyan, 11/28/87
	17. Gerald McKee vs. Toledo, 2/5/69
	17. Fred Moore vs. Marietta, 3/1/57
	16. Vic Alexander vs. Hiedelberg, 12/15/84
	16. Walter Lockett vs. Penn State, 3/4/75
	16. Greg McDivitt vs. Marshall, 2/22/69
SEASON	309. Gary Trent, 1993-94
	297. Dave Jamerson, 1989-90
	293. Gary Trent, 1994-95
	257. Walter Lockett, 1974-75
	254. Walter Lockett, 1973-74
	230. Tim Joyce, 1978-79
	230. Tim Joyce, 1977-78
	227. Paul Graham, 1987-88
	224. Paul Graham, 1988-89
	217. Brandon Hunter, 2002-03
CAREER	864. Dave Jamerson, 1985-90
	819. Paul Graham, 1985-89
	796. Gary Trent, 1992-95
	706. Brandon Hunter, 1999-2003
	703. Steve Skaggs, 1975-79
	659. Walter Lockett, 1972-75
	613. John Devereaux, 1980-84
	588. Tim Joyce, 1976-79
	560. Geno Ford, 1993-97
	556. Gerald McKee, 1966-69



Dave Jamerson



Individual Records

FIELD GOALS ATTEMPTED

GAME	37	Fred Moore vs. Marietta, 3/1/57
	34	Dave Jamerson vs. Wash. State, 12/29/89
	32	Dave Jamerson vs. Kent, 2/24/90
	32	Gerald McKee vs. Toledo, 2/5/69
	32	Gerald McKee vs. Northwestern, 12/19/68
	31	LaDrell Whitehead vs. Akron, 1/20/99
	30	Dave Jamerson vs. Miami, 3/3/90
	30	Gerald McKee vs. Bowling Green, 2/25/67
	29	Dave Jamerson vs. Ohio Wesleyan, 11/28/87
	29	Gerald McKee vs. Loyola (IL), 2/21/67
SEASON	628	Dave Jamerson, 1989-90
	556	Gary Trent, 1994-95
	536	Gary Trent, 1993-94
	524	Walter Lockett, 1973-74
	502	Gerald McKee, 1968-69
	490	Walter Lockett, 1974-75
	466	Tim Joyce, 1978-79
	451	Geno Ford, 1995-96
	444	John Canine, 1969-70
	444	Bunk Adams, 1960-61
CAREER	1,770	Dave Jamerson, 1985-90
	1,612	Paul Graham, 1985-89
	1,495	Steve Skaggs, 1975-79
	1,390	Gary Trent, 1992-95
	1,385	Brandon Hunter, 1999-2003
	1,352	Geno Ford, 1993-97
	1,346	Walter Lockett, 1972-75
	1,339	Gerald McKee, 1966-69
	1,209	John Devereaux, 1980-84
	1,183	Tim Joyce, 1976-79

FIELD GOAL PERCENTAGE


GAME (Min. 7 FGM)	1.000 (12-12)	Gary Trent vs. New Mexico St., 11/25/94
	1.000 (10-10)	Paul Morris vs. Coppin State, 1/30/95
	.928 (13-14)	Tom Corde vs. Bowling Green, 3/4/72
	.900 (9-10)	Curtis Simmons vs. Toledo, 1/22/97
	.889 (8-9)	Jason Terry vs. Bowling Green, 2/12/95
	.875 (7-8)	Delvar Barrett vs. Toledo, 11/30/02
	.875 (7-8)	Brandon Hunter vs. Central Michigan, 2/26/01
	.875 (7-8)	Gary Trent vs. C. Michigan, 1/28/95
	.875 (7-8)	Gary Trent vs. Robert Morris, 12/5/92
SEASON	.651 (194-298)	Gary Trent, 1992-93
	.647 (156-241)	Ed Sears, 1996-97
	.626 (134-214)	John Rhodes, 1987-88
CAREER	.599 (209-349)	Ed Sears, 1994-97
	.573 (796-1,390)	Gary Trent, 1992-95
	.567 (357-630)	John Rhodes, 1984-88

THREE-POINT FIELD GOALS

GAME	14	Dave Jamerson vs. Charleston, 12/21/89
	11	Dave Jamerson vs. Kent State, 2/24/90
	9	Jim Peterson vs. Central Michigan, 2/5/98
	8	Steve Esterkamp vs. Marshall, 2/20/02
	8	Dave Jamerson vs. Bowling Green, 1/17/90
	8	Dave Jamerson vs. Fordham, 12/30/89
	7	Jarvon Harris vs. Ball State, 2/7/04
	7	Dustin Ford vs. Kent State, 2/26/00
	7	Chad Estis vs. Eastern Michigan, 1/26/94
	7	Chad Estis vs. Central Michigan, 1/19/94
	7	Dave Jamerson vs. Toledo, 2/7/90
	7	Dave Jamerson vs. Kent State, 1/4/89
SEASON	131	Dave Jamerson, 1989-90
	88	Jaivon Harris, 2003-04
	80	Chad Estis, 1993-94
	73	Gus Johnson, 1994-95
	71	Jim Peterson, 1997-98
	69	Mychal Green, 2004-05
	67	LaDrell Whitehead, 1998-99
	67	Dustin Ford, 1999-2000
	64	Steve Esterkamp, 2002-03
	59	Dave Jamerson, 1988-89
	59	Geno Ford, 1996-97
CAREER	239	Dave Jamerson, 1985-90
	207	Steve Esterkamp, 1999-2003
	205	Gus Johnson, 1992-96
	202	Geno Ford, 1993-97
	166	Dustin Ford, 1997-2001
	161	Jaivon Harris, 2000-2004
	134	Chad Estis, 1990-94
	116	Jeff Halbert, 2002-pr.
	110	Jim Peterson, 1994-98
	106	Sanjay Adell, 1997-2000

THREE-POINT FIELD GOALS ATTEMPTED

GAME	19	Dave Jamerson vs. Kent State, 2/24/90
	18	Dave Jamerson vs. Bowling Green, 1/17/90
	17	Dave Jamerson vs. Charleston, 12/21/89
	16	Jim Peterson vs. Central Michigan, 2/5/98
	16	Dave Jamerson vs. Fordham, 12/30/89
	15	Jaivon Harris vs. Ball State, 2/7/04
	14	Thomas Stephens at Duquesne, 1/7/04
	14	LaDrell Whitehead at Cleveland State, 12/8/98
	14	Dave Jamerson vs. Kent State, 2/7/90
	14	Dave Jamerson vs. Washington State, 12/29/89
	13	Steve Esterkamp vs. St. Bonaventure, 12/31/02
SEASON	303	Dave Jamerson, 1989-90
	222	Jaivon Harris, 2003-04
	216	Gus Johnson, 1994-95
	209	Jim Peterson, 1997-98
	205	Chad Estis, 1993-94
	204	LaDrell Whitehead, 1998-99
	185	Mychal Green, 2004-05
	167	Dustin Ford, 1999-2000
	165	Geno Ford, 1995-96
	157	Steve Esterkamp, 2002-03
	155	Sanjay Adell, 1999-2000
CAREER	588	Gus Johnson, 1992-96
	570	Dave Jamerson, 1985-90
	549	Geno Ford, 1993-97
	526	Steve Esterkamp, 1999-03
	471	Dustin Ford, 1997-01
	420	Jaivon Harris, 2000-04
	357	Chad Estis, 1990-94
	325	Jim Peterson, 1994-98
	308	Jeff Halbert, 2002-pr.
	303	Sanjay Adell, 1997-2000



Gary Trent

Individual Records

THREE-POINT FIELD GOAL PERCENTAGE

GAME (Min. 5 FGM)	
	1.000 (5-5) Tom Jamerson vs. E. Michigan, 1/12/91
	.857 (6-7) Sanjay Adell vs. G. Washington, 11/30/99
	.833 (5-6) Reggie Rankin vs. Yngstwn. St., 12/17/86
	.824 (14-17) . Dave Jamerson vs. Charleston (WV), 12/21/89
SEASON	.474 (27-57) Jason Grunkemeyer, 1996-97
	.467 (28-60) Rush Floyd, 1990-91
	.444 (56-126) Steve Esterkamp, 2001-02
	.443 (31-70) Rush Floyd, 1991-92
	.432 (131-303) Dave Jamerson, 1989-90
	.425 (45-106) Gus Johnson, 1993-94
	.422 (43-102) Geno Ford, 1993-94
CAREER	.488 (239-570) Dave Jamerson, 1985-90
	.407 (66-162) Dan Aloï, 1990-92
	.394 (207-526) Steve Esterkamp, 1999-03
	.383 (161-420) Jaivon Harris, 2000-04
	.375 (134-357) Chad Estis, 1990-94
	.372 (85-228) John Sanderson, 2000-02
	.368 (202-549) Geno Ford, 1993-97
	.377 (116-308) Jeff Halbert, 2002-pr.
	.352 (166-471) Dustin Ford, 1997-2001
	.349 (205-588) Gus Johnson, 1992-96

FREE THROWS

GAME	
	19 Geno Ford vs. Eastern Michigan, 2/12/97
	17 Dick Garrison vs. Marietta, 3/3/55
	15 Gary Trent vs. Akron, 1/ 21/95
	15 Gary Trent vs. West Virginia, 12/18/93
	15 Lewis Geter vs. Youngstown State, 12/17/90
SEASON	210 Gary Trent, 1993-94
	199 Brandon Hunter, 2002-03
	180 Shaun Stonerook, 1999-2000
	178 Brandon Hunter, 2000-01
	176 Paul Graham, 1988-89
	175 Lewis Geter, 1991-92
	163 Gary Trent, 1994-95
	145 Sanjay Adell, 1999-2000
	143 Walter Luckett, 1974-75
	141 Paul Graham, 1987-88
CAREER	561 Brandon Hunter, 1999-2003
	499 Gary Trent, 1992-95
	497 Paul Graham, 1985-89
	430 Geno Ford, 1993-97
	369 Dave Jamerson, 1985-90
	365 Sanjay Adell, 1997-2000
	335 Steve Skaggs, 1975-79
	317 Walter Luckett, 1972-75
	312 Lewis Geter, 1990-92
	308 Shaun Stonerook, 1998-2000


FREE THROWS ATTEMPTED

GAME	
	23 Brandon Hunter vs. Akron, 1/8/03
	20 Brandon Hunter vs. Buffalo, 2/8/03
	20 Jim Betts vs. Miami, 1/31/53
	19 Brandon Hunter vs. Duquesne, 12/12/00
	19 Geno Ford vs. Eastern Michigan, 2/12/97
	19 Gary Trent vs. Akron, 1/21/95
	19 Gary Trent vs. West Virginia, 12/18/94
	18 Brandon Hunter vs. Miami, 1/27/01
	18 Brandon Hunter vs. Miami, 1/13/01
	18 Dick Garrison vs. Marietta, 3/3/55
	18 Dick Garrison vs. Kent State, 12/17/54
SEASON	335 Brandon Hunter, 2002-03
	291 Gary Trent, 1993-94
	271 Brandon Hunter, 2000-01
	254 Gary Trent, 1994-95
	246 Shaun Stonerook, 1999-2000

	220 Lewis Geter, 1991-92
	217 Paul Graham, 1988-89
	204 Sanjay Adell, 1999-2000
	191 Walter Luckett, 1974-75
	190 Shaun Stonerook, 1998-99
CAREER	923 Brandon Hunter, 1999-2003
	726 Gary Trent, 1992-95
	637 Paul Graham, 1985-89
	540 Geno Ford, 1993-97
	533 Sanjay Adell, 1997-2000
	502 Bunk Adams, 1958-61
	436 Shaun Stonerook, 1998-2000
	436 Dave Jamerson, 1985-90

REBOUNDS

GAME	
	34 Dave Scott vs. Marietta, 3/2/59
	28 Howard Joliff vs. Kent State, 1/23/60
	28 Dave Scott vs. Marietta, 12/ 4/58
	26 Brandon Hunter vs. Akron, 1/8/03
	26 Kent Fowlkes vs. Brown, 12/30/65
	26 Howard Joliff vs. Georgia Tech, 3/11/60
	26 Howard Joliff vs. Marshall, 2/11/59
	26 Bunk Adams vs. Morehead St., 1/24/59
	25 Dave Scott vs. Kent State, 1/18/57
	24 Brandon Hunter vs. St. Bonaventure, 12/31/02
	24 Don Hilt vs. Loyola (IL), 2/22/65
	24 Howard Joliff vs. Western Michigan, 1/16/60
SEASON	468 Howard Joliff, 1959-60
	423 Gary Trent, 1994-95
	387 Shaun Stonerook, 1999-2000
	378 Brandon Hunter, 2002-03
	377 Gary Trent, 1993-94
	322 Craig Love, 1969-70
	319 Dave Scott, 1958-59
	312 John Devereaux, 1982-83
	310 Jim Betts, 1952-53
	308 Bunk Adams, 1960-61
CAREER	1,103 Brandon Hunter, 1999-2003 (206-282-237-378)
	1,050 Gary Trent, 1992-95 (250-377-423)
	957 John Devereaux, 1980-84 (181-187-312-277)
	904 Dave Scott, 1956-59 (298-287-319)
	884 John Schroeder, 1964-67 (305-273-306)
	865 Bunk Adams, 1958-61 (272-285-308)
	805 Craig Love, 1968-71 (192-322-291)
	784 Jim Betts, 1951-54 (222-310-252)
	783 Don Hilt, 1962-65 (197-280-306)
	744 John Rhodes, 1984-88 (38-197-228-281)



Walter Luckett



Individual Records

REBOUNDS PER GAME AVERAGE

SEASON	18.7	Howard Joliff, 1959-60 (468 in 25 games)
	14.1	Jim Betts, 1952-53 (310 in 22 games)
	13.9	Lou Sawchik, 1953-54 (306 in 22 games)
	13.5	Lou Sawchik, 1952-53 (297 in 22 games)
	13.3	John Schroeder, 1966-67 (306 in 23 games)
	13.3	Dave Scott, 1958-59 (319 in 24 games)
	13.0	Dave Scott, 1956-57 (298 in 23 games)
	12.9	Craig Love, 1969-70 (322 in 25 games)
	12.8	Gary Trent, 1994-95 (423 in 33 games)
	12.8	Bunk Adams, 1960-61 (308 in 24 games)
CAREER	12.7	Dave Scott, 1956-59 (904 in 71 games)
	12.3	John Schroeder, 1964-67 (884 in 72 games)
	11.8	Bunk Adams, 1958-61 (865 in 73 games)
	11.5	Jim Betts, 1951-54 (784 in 68 games)
	11.3	Gary Trent, 1992-95 (1,050 in 93 games)
	10.8	Lou Sawchik, 1951-54 (661 in 61 games)
	10.7	Craig Love, 1968-71 (805 in 75 games)
	10.5	Shaun Stonerook, 1998-2000 (643 in 61 games)
	10.2	Don Hilt, 1962-65 (783 in 77 games)
	9.9	Gerald McKee, 1966-69 (692 in 70 games)

ASSISTS

GAME	16	Dennis Whitaker vs. W. Michigan, 2/20/88
	13	Dennis Whitaker vs. Fordham, 12/30/89
	13	Dennis Whitaker vs. Marshall, 12/7/87
	13	Spindle Graves vs. Miami, 2/7/79
	12	Dennis Whitaker vs. Miami, 1/3/90
	12	Dennis Whitaker vs. Ball State, 2/13/88
	12	Dennis Whitaker vs. Akron, 12/9/87
	12	Paul Baron vs. Toledo, 1/25/86
SEASON	199	Dennis Whitaker, 1987-88
	190	Paul Baron, 1984-85
	185	Dennis Whitaker, 1989-90
	176	Paul Baron, 1985-86
	158	Paul Baron, 1983-84
	148	Dennis Whitaker, 1988-89
	140	Shaun Stonerook, 1999-2000
	125	Nate Craig, 1991-92
	123	Roger Smith, 1986-87
	119	Dennis Whitaker, 1986-87
CAREER	651	Dennis Whitaker, 1986-90
	579	Paul Baron, 1982-86
	401	Roger Smith, 1983-87
	332	Kirk Lehman, 1978-82
	329	Nate Craig, 1988-92
	310	Dustin Ford, 1997-2001
	310	Robert Tatum, 1982-86
	309	Geno Ford, 1993-97
	307	Corey Reed, 1995-2000
	284	Paul Graham, 1985-89

STEALS

GAME	9	Steve Esterkamp vs. Marshall, 2/2/02
	8	Anthony Jones vs. Houston, 12/3/99
	8	Dave Terk vs. Massachusetts, 11/28/75
	7	Paul Graham vs. Eastern Michigan, 2/15/89
	7	Paul Graham vs. Miami, 2/8/89
	7	Jeremy Fears vs. Northern Illinois, 1/12/05
	6	Anthony Jones vs. George Washington, 11/30/99
	6	Geno Ford vs. Western Michigan, 12/12/96
	6	Dennis Whitaker vs. Bowling Green, 2/14/90
	6	Paul Baron vs. Toledo, 2/16/86
	6	Paul Baron vs. Wagner, 12/11/85
	6	Roger Smith vs. Marietta, 12/30/85
	6	Kim Leonard vs. Northern Illinois, 1/8/77
	6	Mike Corde vs. Massachusetts, 11/28/75
	6	Mychal Green vs. Buffalo, 3/2/05
SEASON	72	Sonny Troutman, 2004-05


	64	Nate Craig, 1990-91
	60	Paul Graham, 1989-90
	60	Dennis Whitaker, 1987-88
	59	Shaun Stonerook, 1998-99
	59	Dennis Whitaker, 1989-90
	58	Jeremy Fears, 2004-05
	57	Shaun Stonerook, 1999-2000
	56	Robert Tatum, 1985-86
CAREER	197	Dennis Whitaker, 1986-90
	196	Paul Graham, 1985-90
	149	Nate Craig, 1988-92
	148	Steve Esterkamp, 1999-2003
	142	Curtis Simmons, 1993-97
	142	Robert Tatum, 1982-86
	141	Corey Reed, 1995-2000
	141	Paul Baron, 1982-86

BLOCKED SHOTS

GAME	9	Jason Terry vs. Kent State, 2/7/96
	9	Jason Terry vs. Toledo, 2/15/95
	9	Jason Terry vs. Robert Morris, 12/11/93
	9	John Devereaux vs. Rhode Island, 12/11/82
	8	Patrick Flomo vs. Central Michigan, 1/17/01
	8	Patrick Flomo vs. Miami, 1/13/01
	7	Patrick Flomo vs. Rio Grande, 11/22/01
	7	John Devereaux vs. Ball State, 1/22/83
	6	Patrick Flomo vs. Buffalo, 1/27/01
	6	Jason Terry, four times
	6	John Devereaux, three times
SEASON	105	Patrick Flomo, 2000-01
	99	John Devereaux, 1982-83
	89	Jason Terry, 1995-96
	85	Jason Terry, 1993-94
	73	Jason Terry, 1994-95
	70	John Devereaux, 1983-84
	61	John Devereaux, 1981-82
CAREER	262	Jason Terry, 1992-96
	260	John Devereaux, 1980-84
	222	Patrick Flomo, 1998-2002
	121	John Rhodes, 1984-88
	105	Gary Trent, 1992-95
	87	Brandon Hunter, 1999-2003
	87	Curtis Simmons, 1993-97

PERSONAL FOULS

SEASON	116	Shaun Stonerook, 1999-2000
	114	Paul Graham, 1988-89
	107	John Rhodes, 1987-88
	107	Spindle Graves, 1978-79
	105	John Rhodes, 1985-86
	104	John Devereaux, 1982-83
CAREER	387	Paul Graham, 1985-89
	364	Vic Alexander, 1981-85
	362	John Devereaux, 1980-84
	343	John Rhodes, 1984-88
	319	Steve Esterkamp, 1999-03



Team Records

POINTS

GAME	122 (2OT) vs. Central Michigan, 2/5/98
	122 vs. MacMurray, 1/3/67
	118 vs. Morris Harvey, 12/6/56
	116 vs. Western Michigan, 2/8/58
	115 vs. Ohio Wesleyan, 11/28/87
	114 vs. Baldwin-Wallace, 2/23/57
	113 vs. Ohio Wesleyan, 12/12/56
	113 vs. Morehead St., 2/22/56
	112 (4OT) vs. Akron, 1/8/03
	112 vs. Marietta, 3/2/59
	112 vs. Marietta, 3/1/57
SEASON	2,668 in 1993-94
	2,649 in 1994-95
	2,386 in 1999-2000
	2,364 in 1987-88
	2,291 in 1985-86
	2,248 in 2000-01
	2,201 in 1988-89
	2,167 in 1968-69
	2,139 in 2002-03
	2,128 in 1973-74

SCORING AVERAGE

87.1 ppg in 1956-57 (23 games)
84.1 ppg in 1969-70 (25 games)
83.6 ppg in 1970-71 (24 games)
83.3 ppg in 1968-69 (26 games)
82.0 ppg in 1955-56 (24 games)
81.8 ppg in 1964-65 (26 games)
81.7 ppg in 1954-55 (21 games)
80.8 ppg in 1993-94 (33 games)
79.9 ppg in 1959-60 (25 games)
79.7 ppg in 1972-73 (26 games)

OPPONENT SCORING AVERAGE

58.7 ppg in 1983-84 (28 games)
60.0 ppg in 1982-83 (32 games)
62.9 ppg in 1984-85 (30 games)
64.7 ppg in 1981-82 (27 games)
65.2 ppg in 1962-63 (24 games)
65.8 ppg in 1995-96 (30 games)
66.0 ppg in 1990-91 (28 games)
66.2 ppg in 1991-92 (28 games)
67.8 ppg in 1998-99 (28 games)
68.3 ppg in 1999-2000 (33 games)
69.2 ppg in 1993-94 (33 games)

FIELD GOALS

GAME	55 vs. MacMurry, 1/3/67
SEASON	945 in 1994-95
	932 in 1985-86

FIELD GOALS ATTEMPTED

GAME	109 vs. Morris Harvey, 12/9/54
SEASON	2,017 in 1994-95
	1,979 in 1972-73

FIELD GOAL PERCENTAGE

GAME	.679 (38-56) vs. Stetson, 12/2/78
SEASON	.510 (932-1828) in 1985-86



FREE THROWS

GAME	40 vs. Georgetown (Ky.), 1/5/56
SEASON	612 in 1993-94
	601 in 1999-2000
	581 in 1994-95

FREE THROWS ATTEMPTED

GAME	58 vs. Georgetown (KY), 1/5/56
	52 vs. Bowling Green, 12/2/98
	51 vs. Akron, 1/21/95
SEASON	911 in 1993-94
	895 in 1999-2000
	876 in 1994-95

FREE THROW PERCENTAGE

GAME	1.000 (21-21) vs. Ball State, 12/22/83
SEASON	.772 (421-534) in 1975-76

THREE-POINT FIELD GOALS

GAME	20 at Duquesne, 1/7/04
	17 at Central Michigan, 1/20/00
	16 vs. St. Bonaventure, 12/31/02
	15 vs. Charleston (WV), 12/21/89
	13 vs. Ball State, 2/7/04
	13 vs. Kent State, 2/26/00
	12 at Bowling Green, 2/5/00
	12 vs. George Washington, 11/30/99
	12 vs. Indiana, 3/18/94
	11 vs. Kent State, 2/23/02
	11 vs. Marshall, 2/2/02
	11 at Buffalo 3/2/05
SEASON	221 in 1999-2000
	215 in 2003-04
	208 in 1993-94
	196 in 2000-01



Team Records

THREE-POINT FIELD GOALS

GAME	44	at Duquesne, 1/7/04
	32	vs. Ball State, 3/6/00
	32	at Central Michigan, 1/20/00
	32	vs. Bowling Green, 1/9/91
	31	at Marshall, 2/29/04
	31	vs. St. Bonaventure, 12/31/02
	30	vs. Ball State, 2/7/04
	30	vs. Rio Grande, 11/22/00
	29	at Akron, 1/20/04
	28	vs. Houston, 12/3/99
	28	vs. Indiana, 3/18/94
	28	vs. Western Michigan 2/5/05
SEASON	647	in 1999-2000
	610	in 2003-04
	564	in 2000-01
	530	in 1993-94
	528	in 1994-95

3-POINT FIELD GOAL PERCENTAGE

GAME	.833 (5-6)	vs. Eastern Michigan, 1/12/91
SEASON	.392 (208-530)	in 1993-94

REBOUNDS

GAME	89	vs. Northern Illinois, 12/6/65
	88	vs. Marietta, 12/4/58
SEASON	1,478	in 1964-65
	1,410	in 1994-95

MOST VICTORIES IN A SEASON

25	in 1993-94 (25-8)
24	in 1994-95 (24-10)
23	in 1982-83 (23-9)
22	in 1985-86 (22-8)
22	in 1984-85 (22-8)
21	in 1963-64 (21-6)
21	in 2004-05 (21-11)
20	in 1983-84 (20-8)
20	in 1969-70 (20-5)
20	in 1999-2000 (20-13)

FEWEST VICTORIES IN A SEASON


5	in 1997-98 (5-21)
---	-------	-------------------

HIGHEST WINNING PERCENTAGE

.882 (15-2)	in 1920-21
.857 (18-3)	in 1936-37
.826 (19-4)	in 1921-22
.818 (18-4)	in 1940-41
.800 (20-5)	in 1969-70
.800 (16-4)	in 1932-33
.778 (21-6)	in 1963-64
.762 (16-5)	in 1964-65
.762 (16-5)	in 1923-24
.760 (25-8)	in 1993-94
.760 (19-6)	in 1939-40

CONSECUTIVE VICTORIES

13	in 1993-94
13	in 1921-22
12	in 1959-60
12	in 1936-37
11	in 1985-86
11	in 1984-85
10	in 1920-21



Danny Nee

MOST CONSECUTIVE WINNING SEASONS

14	from 1934-35 to 1947-48 (183-101, .644)
13	from 1953-54 to 1955-56 (197-111, .640)

FEWEST LOSSES IN A SEASON (MIN. 15 GAMES)

2	in 1920-21 (15-2)
3	in 1936-37 (18-3)
4	in 1940-41 (18-4)
4	in 1932-33 (16-4)
4	in 1930-31 (12-4)
4	in 1921-22 (19-4)
4	in 1914-15 (11-4)
5	in 1969-70 (20-5)
5	in 1964-65 (16-5)
5	in 1945-46 (15-5)
5	in 1923-24 (16-5)

MOST LOSSES IN A SEASON

21	in 1997-98 (5-21)
20	in 1980-81 (7-20)
18	in 1979-80 (7-18)
17	in 1988-89 (12-17)
17	in 1976-77 (9-17)

MOST CONSECUTIVE LOSSES

12	from 1979-80 through 1980-81
12	from 1967-68
10	from 1916-17 through 1917-18
9	from 1979-80

CONSECUTIVE HOME VICTORIES

29	from 1962-66 (Men's Gymnasium)
25	from 1968-71 (Convocation Center)
24	from 1919-22 (Men's Gymnasium)
21	from 1922-25 (Men's Gymnasium)
18	from 1993-95 (Convocation Center)
17	from 1983-86 (Convocation Center)

Yearly Leaders

SCORING LEADERS (SINCE 1946)

2004-05	Mychal Green, 466 pts. (15.0 ppg/32 games)
2003-04	Jaivon Harris, 452 pts. (15.1 ppg/30 games)
2002-03	Brandon Hunter, 644 pts. (21.5 ppg/30 games)
2001-02	Brandon Hunter, 451 pts. (17.3 ppg/26 games)
2000-01	Brandon Hunter, 543 pts. (18.1 ppg/30 games)
1999-2000	Sanjay Adell, 532 pts. (16.1 ppg/33 games)
1998-99	LaDrell Whitehead, 529 pts. (18.9 ppg/28 games)
1997-98	Sanjay Adell, 403 pts. (16.1 ppg/25 games)
1996-97	Geno Ford, 505 pts. (18.7 ppg/27 games)
1995-96	Geno Ford, 567 pts. (18.9 ppg/30 games)
1994-95	Gary Trent, 757 pts. (22.9 ppg/33 games)
1993-94	Gary Trent, 837 pts. (25.4 ppg/33 games)
1992-93	Gary Trent, 514 pts. (19.0 ppg/27 games)
1991-92	Lewis Geter, 548 pts. (20.9 ppg/28 games)
1990-91	Lewis Geter, 508 pts. (18.1 ppg/28 games)
1989-90	Dave Jamerson, 874 pts. (31.2 ppg/28 gms.)
1988-89	Paul Graham, 645 pts. (22.2 ppg/29 games)
1987-88	Paul Graham, 599 pts. (20.0 ppg/30 games)
1986-87	Paul Graham, 465 pts. (21.1 ppg/22 games)
1985-86	Robert Tatum, 516 pts. (17.2 ppg/30 games)
1984-85	Vic Alexander, 390 pts. (14.4 ppg/27 games)
1983-84	Vic Alexander, 357 pts. (12.8 ppg/28 games)
1982-83	John Devereaux, 453 pts. (14.2 ppg/32 games)
1981-82	Kirk Lehman, 332 pts. (12.3 ppg/27 games)
1980-81	Tim Woodson, 349 pts. (13.4 ppg/26 games)
1979-80	Kirk Lehman, 457 pts. (17.6 ppg/26 games)
1978-79	Tim Joyce, 594 pts. (22.0 ppg/27 games)
1977-78	Tim Joyce, 548 pts. (21.9 ppg/25 games)
1976-77	Steve Skaggs, 482 pts. (19.3 ppg/25 games)
1975-76	Scott Love, 393 pts. (15.7 ppg/25 games)
1974-75	Walter Lockett, 657 pts. (25.2 ppg/26 games)
1973-74	Walter Lockett, 617 pts. (22.8 ppg/27 games)
1972-73	George Green, 367 pts. (14.1 ppg/26 games)
1971-72	Tom Corde, 450 pts. (17.3 ppg/26 games)
1970-71	Ken Kowall, 502 pts. (20.9 ppg/24 games)
1969-70	John Canine, 471 pts. (18.8 ppg/25 games)
1968-69	Gerald McKee, 485 pts. (18.7 ppg/26 games)
1967-68	Gerald McKee, 419 pts. (20.0 ppg/21 games)
1966-67	Gerald McKee, 406 pts. (17.7 ppg/23 games)
1965-66	Ken Fowlkes, 322 pts. (16.1 ppg/20 games)
1964-65	Don Hilt, 493 pts. (19.0 ppg/26 games)
1963-64	Jerry Jackson, 475 pts. (17.6 ppg/27 games)
1962-63	Jerry Jackson, 367 pts. (15.3 ppg/24 games)
1961-62	Jerry Jackson, 363 pts. (15.8 ppg/23 games)
1960-61	Larry Kruger, 447 pts. (18.6 ppg/24 games)
1959-60	Bunk Adams, 411 pts. (16.4 ppg/25 games)
1958-59	Bunk Adams, 347 pts. (14.4 ppg/24 games)
1957-58	Bob Peters, 298 pts. (12.4 ppg/24 games)
1956-57	Fred Moore, 453 pts. (19.7 ppg/23 games)
1955-56	Scott Griesheimer, 327 pts. (14.2 ppg/23 games)
1954-55	Fred Moore, 327 pts. (15.5 ppg/21 games)
1953-54	Lou Sawchik, 381 pts. (17.3 ppg/22 games)
1952-53	Jim Betts, 400 pts. (18.2 ppg/22 games)
1951-52	Glen Hursey, 371 pts. (15.5 ppg/24 games)
1950-51	Glen Hursey, 290 pts. (12.8 ppg/24 games)
1949-50	Dick Garrison, 261 pts. (13.1 ppg/20 games)
1948-49	Bob Johnson, 242 pts. (11.0 ppg/22 games)
1947-48	Dick Shrider, 311 pts. (16.4 ppg/19 games)
1946-47	Dick Shrider, 262 pts. (11.4 ppg/23 games)

REBOUNDING LEADERS (SINCE 1952)

2004-05	Leon Williams, 274 rebs. (8.6 rpg/32 games)
2003-04	Jaivon Harris, 138 rebs. (4.6 rpg/30 games)
2002-03	Brandon Hunter, 378 rebs. (12.6 rpg/30 games)
2001-02	Brandon Hunter, 237 rebs. (9.1 rpg/26 games)
2000-01	Brandon Hunter, 282 rebs. (9.4 rpg/30 games)
1999-2000	Shaun Stonerook, 387 rebs. (11.7 rpg/33 games)
1998-99	Shaun Stonerook, 256 rebs. (9.1 rpg/28 games)
1997-98	Basra Fakhir, 205 rebs. (7.9 rpg/26 games)
	Diante Flenorl, 197 rebs. (7.9 rpg/25 games)
1996-97	Ed Sears, 176 rebs. (6.5 rpg/27 games)
1995-96	Curtis Simmons, 212 rebs. (7.9 rpg/27 games)
1994-95	Gary Trent, 423 rebs. (12.8 rpg/33 games)
1993-94	Gary Trent, 377 rebs. (11.4 rpg/33 games)
1992-93	Gary Trent, 250 rebs. (9.3 rpg/27 games)
1991-92	Lewis Geter, 236 rebs. (8.4 ppg/28 games)
1990-91	Lewis Geter, 191 rebs. (6.8 rpg/28 games)
1989-90	Dave Jamerson, 179 rebs. (6.4 rpg/28 games)
1988-89	Paul Graham, 203 rebs. (7.0 rpg/29 games)
1987-88	John Rhodes, 281 rebs. (9.4 rpg/30 games)
1986-87	John Rhodes, 228 rebs. (8.1 rpg/28 games)
1985-86	John Rhodes, 197 rebs. (6.8 rpg/29 games)
1984-85	Vic Alexander, 195 rebs. (7.2 rpg/27 games)
1983-84	John Devereaux, 277 rebs. (10.3 rpg/27 games)
1982-83	John Devereaux, 312 rebs. (9.8 rpg/32 games)
1981-82	John Devereaux, 187 rebs. (6.9 rpg/27 games)
1980-81	John Devereaux, 181 rebs. (6.7 rpg/27 games)
1979-80	Spindle Graves, 138 rebs. (5.3 rpg/26 games)
1978-79	Brewer Gray, 225 rebs. (8.3 rpg/27 games)
1977-78	Brewer Gray, 230 rebs. (8.5 rpg/27 games)
1976-77	Steve Skaggs, 178 rebs. (7.1 rpg/25 games)
1975-76	Scott Love, 212 rebs. (8.5 rpg/25 games)
1974-75	George Green, 242 rebs. (9.3 rpg/26 games)
1973-74	George Green, 279 rebs. (10.3 rpg/27 games)
1972-73	Dave Ball, 191 rebs. (7.3 rpg/26 games)
1971-72	Denny Rusch, 170 rebs. (6.8 rpg/25 games)
1970-71	Craig Love, 291 rebs. (12.1 rpg/24 games)
1969-70	Craig Love, 322 rebs. (12.9 rpg/25 games)
1968-69	Gerald McKee, 250 rebs. (9.6 rpg/26 games)
1967-68	Gerald McKee, 203 rebs. (9.7 rpg/21 games)
1966-67	John Schroeder, 306 rebs. (13.3 rpg/23 games)
1965-66	John Schroeder, 273 rebs. (11.9 rpg/23 games)
1964-65	Don Hilt, 306 rebs. (11.8 rpg/26 games)
1963-64	Don Hilt, 280 rebs. (10.4 rpg/27 games)
1962-63	Don Hilt, 197 rebs. (8.2 rpg/24 games)
1961-62	Jerry Jackson, 220 rebs. (9.6 rpg/23 games)
1960-61	Bunk Adams, 308 rebs. (12.8 rpg/24 games)
1959-60	Howard Jolliff, 468 rebs. (18.7 rpg/25 games)
1958-59	Dave Scott, 319 rebs. (13.3 rpg/24 games)
1957-58	Dave Scott, 287 rebs. (11.9 rpg/24 games)
1956-57	Dave Scott, 298 rebs. (13.0 rpg/23 games)
1955-56	Scott Griesheimer, 194 rebs. (8.4 rpg/23 games)
1954-55	Dick Garrison, 200 rebs. (9.5 rpg/21 games)
1953-54	Lou Sawchik, 306 rebs. (13.9 rpg/22 games)
1952-53	Jim Betts, 310 rebs. (14.1 rpg/22 games)




Coaching Records

YEAR	COACH	OVERALL	MAC	YEAR	COACH	OVERALL	MAC	YEAR	COACH	OVERALL	MAC
1907-08	James C. Jones	7-4	n/a	1940-41	"Dutch" Trautwein	18-4	n/a	1973-74	Jim Snyder	16-11	9-3
1908-09	James C. Jones	1-1	n/a	1941-42	"Dutch" Trautwein	12-9	n/a	1974-75	Dale Bandy	12-14	4-10
1909-10	James C. Jones	2-5	n/a	1942-43	"Dutch" Trautwein	11-7	n/a	1975-76	Dale Bandy	11-15	7-9
1910-11	James Corbett	3-4	n/a	1943-44	"Dutch" Trautwein	9-7	n/a	1976-77	Dale Bandy	9-17	4-12
1911-12	Arthur W. Hinaman	2-9	n/a	1944-45	"Dutch" Trautwein	11-8	n/a	1977-78	Dale Bandy	13-14	6-10
1912-13	C.M. Douthit	5-8	n/a	1945-46	"Dutch" Trautwein	15-5	n/a	1978-79	Dale Bandy	16-11	10-6
1913-14	Mark B. Banks	3-10	n/a	1946-47	"Dutch" Trautwein	13-10	5-3	1979-80	Dale Bandy	8-18	5-11
1914-15	Mark B. Banks	11-4	n/a	1947-48	"Dutch" Trautwein	10-10	4-4	1980-81	Danny Nee	7-20	6-10
1915-16	Mark B. Banks	8-7	n/a	1948-49	"Dutch" Trautwein	6-16	2-8	1981-82	Danny Nee	13-14	12-6
1916-17	Mark B. Banks	2-14	n/a	1949-50	Jim Snyder	6-14	3-7	1982-83	Danny Nee	23-9	12-6
1917-18	Mark B. Banks	4-8	n/a	1950-51	Jim Snyder	13-11	4-4	1983-84	Danny Nee	20-8	14-4
1918-19	Frank B. Gullum	5-4	n/a	1951-52	Jim Snyder	12-12	6-6	1984-85	Danny Nee	22-8	14-4
1919-20	Frank B. Gullum	5-6	n/a	1952-53	Jim Snyder	9-13	4-8	1985-86	Danny Nee	22-8	14-4
1920-21	Russell W. Finsterwald	15-2	n/a	1953-54	Jim Snyder	12-10	5-7	1986-87	Billy Hahn	14-14	7-9
1921-22	Russell W. Finsterwald	19-4	n/a	1954-55	Jim Snyder	16-5	9-5	1987-88	Billy Hahn	16-14	9-7
1922-23	Butch Grover	11-8	n/a	1955-56	Jim Snyder	13-11	5-7	1988-89	Billy Hahn	12-17	6-10
1923-24	Butch Grover	16-5	n/a	1956-57	Jim Snyder	15-8	7-5	1989-90	Larry Hunter	12-16	5-11
1924-25	Butch Grover	12-6	n/a	1957-58	Jim Snyder	16-8	7-5	1990-91	Larry Hunter	16-12	9-7
1925-26	Butch Grover	15-9	n/a	1958-59	Jim Snyder	14-10	10-2	1991-92	Larry Hunter	18-10	10-6
1926-27	Butch Grover	8-13	n/a	1959-60	Jim Snyder	17-8	10-2	1992-93	Larry Hunter	14-13	11-7
1927-28	Butch Grover	10-10	n/a	1960-61	Jim Snyder	17-7	10-2	1993-94	Larry Hunter	25-8	14-4
1928-29	Butch Grover	10-10	n/a	1961-62	Jim Snyder	13-10	8-4	1994-95	Larry Hunter	24-10	13-5
1929-30	Butch Grover	12-9	n/a	1962-63	Jim Snyder	13-11	8-4	1995-96	Larry Hunter	16-14	11-7
1930-31	Butch Grover	12-4	n/a	1963-64	Jim Snyder	21-6	10-2	1996-97	Larry Hunter	17-10	12-6
1931-32	Butch Grover	11-10	n/a	1964-65	Jim Snyder	19-7	11-1	1997-98	Larry Hunter	5-21	3-15
1932-33	Butch Grover	16-4	n/a	1965-66	Jim Snyder	13-10	6-6	1998-99	Larry Hunter	18-10	12-6
1933-34	Butch Grover	5-14	n/a	1966-67	Jim Snyder	8-15	4-8	1999-2000	Larry Hunter	20-13	11-7
1934-35	Butch Grover	11-9	n/a	1967-68	Jim Snyder	7-16	3-9	2000-01	Larry Hunter	19-11	12-6
1935-36	Butch Grover	13-7	n/a	1968-69	Jim Snyder	17-19	9-3	2001-02	Tim O'Shea	17-11	11-7
1936-37	Butch Grover	18-3	n/a	1969-70	Jim Snyder	20-5	9-1	2002-03	Tim O'Shea	14-16	8-10
1937-38	Butch Grover	12-8	n/a	1970-71	Jim Snyder	17-7	6-4	2003-04	Tim O'Shea	10-20	7-11
1938-39	"Dutch" Trautwein	12-8	n/a	1971-72	Jim Snyder	15-11	7-3	2004-05	Tim O'Shea	21-11	11-7
1939-40	"Dutch" Trautwein	19-6	n/a	1972-73	Jim Snyder	16-10	6-5				

COACH	SEASONS	OVERALL	MAC
James C. Jones	1907-10 (3 yrs)	10-10 (.500)	n/a
James Corbett	1910-11 (1 yr)	3-4 (.428)	n/a
Arthur W. Hinaman	1911-12 (1 yr)	2-9 (.181)	n/a
C.M. Douthit	1912-13 (1 yr)	5-8 (.384)	n/a
Mark B. Banks	1913-18 (5 yrs.)	28-43 (.394)	n/a
Frank B. Gullum	1918-20 (2 yrs)	10-10 (.500)	n/a
Russell W. Finsterwald	1920-22 (2 yrs)	34-6 (.850)	n/a
Butch Grover	1922-38 (16 yrs)	192-129 (.598)	n/a
"Dutch" Trautwein	1938-49 (11 yrs)	136-90 (.601)	10-15 (.400)
Jim Snyder	1949-74 (25 yrs)	355-255 (.581)	176-113 (.608)
Dale Bandy	1974-80 (6 yrs)	69-89 (.436)	36-58 (.382)
Danny Nee	1980-86 (6 yrs)	107-67 (.614)	72-34 (.679)
Billy Hahn	1986-89 (3 yrs)	42-45 (.482)	22-26 (.458)
Larry Hunter	1989-2001 (12 yrs)	204-148 (.580)	123-87 (.586)
Tim O'Shea	2001-04 (3 yrs)	62-58 (.517)	37-35 (.514)
Totals	1907-2004 (97 yrs)	1,259-971 (.565)	476-368 (.564)

Bold indicates school record (minimum three years for percentage records)



Jim Snyder

Series Records

SCHOOL	G	W-L	PCT.	FIRST	LAST	SCHOOL	G	W-L	PCT.	FIRST	LAST
Akron	50	27-23	.540	1911-12	2004-05	East Tennessee State	1	0-1	.000	1956-57	1956-57
Allegheny	2	0-2	.000	1915-16	1915-16	Evansville	4	2-2	.500	1940-41	1990-91
American	1	0-1	.000	2004-05	2004-05	Fairfield	3	1-2	.333	1973-74	1975-76
Anderson	1	1-0	1.000	1986-87	1986-87	Findlay	1	1-0	1.000	1941-42	1941-42
Antioch	2	2-0	1.000	1913-14	1916-17	Florida	3	1-2	.333	1926-27	2004-05
Appalachian State	1	1-0	1.000	1991-92	1991-92	Florida International	1	0-1	.000	2004-05	2004-05
Arizona	1	1-0	1.000	1955-56	1955-56	Florida Southern	1	1-0	1.000	1964-65	1964-65
Arizona State	2	2-0	1.000	1956-57	2000-01	Florida State	2	1-1	.500	1957-58	1974-75
Army	2	1-1	.500	1963-64	1968-69	Fordham	1	1-0	1.000	1989-90	1989-90
Auburn	1	0-1	.000	1990-91	1990-91	Fresno State	1	1-0	1.000	1969-70	1969-70
Austin Peay	1	1-0	1.000	1956-57	1956-57	Gannon	2	2-0	1.000	1944-45	1953-54
Baldwin-Wallace	11	9-2	.818	1914-15	1956-57	Georgetown (Ky.)	1	1-0	1.000	1955-56	1955-56
Ball State	64	35-29	.543	1969-70	2004-05	George Washington	5	3-2	.600	1938-39	1999-00
Baltimore	1	1-0	1.000	1939-40	1939-40	Georgia Tech	1	0-1	.000	1959-60	1959-60
Beloit	1	0-1	.000	1907-08	1907-08	Glenville (W.Va.) State	1	1-0	1.000	1936-37	1936-37
Binghamton	1	1-0	1.000	2004-05	2004-05	Gonzaga	1	0-1	.000	1999-00	1999-00
Bethany	1	1-0	1.000	1907-08	1907-08	Grambling	1	1-0	1.000	1977-78	1977-78
Bluffton	1	1-0	1.000	1987-88	1987-88	Heidelberg	7	5-2	.714	1912-13	1984-85
Boston University	4	0-4	.000	1987-88	2003-04	Hiram	5	2-3	.400	1909-10	1924-25
Bowling Green	118	53-65	.449	1921-22	2004-05	Hofstra	2	2-0	1.000	1985-86	1986-87
Bradley	3	2-1	.667	1980-81	1999-00	Houston	1	1-0	1.000	1999-00	1999-00
Broaddus	1	1-0	1.000	1930-31	1930-31	Idaho	1	0-1	.000	1967-68	1967-68
Brooklyn	2	2-0	1.000	1982-83	1983-84	Illinois	2	0-2	.000	1953-54	1980-81
Brown	3	3-0	1.000	1965-66	2003-04	Illinois-Chicago	3	1-2	.333	1980-81	1998-99
Buffalo	18	16-2	.889	1929-30	2004-05	Illinois State	4	2-2	.500	1970-71	1996-97
Butler	10	2-8	.200	1946-47	2004-05	Indiana	14	5-9	.357	1955-56	1993-94
California-Irvine	2	1-1	.500	1994-95	2003-04	Iowa	6	1-5	.167	1962-63	1999-00
Cal. St.-Fullerton	1	0-1	.000	1979-80	1979-80	Kansas	1	0-1	.000	1984-85	1984-85
Cal. St.-Northridge	2	2-0	1.000	1996-97	1997-98	Kansas State	1	0-1	.000	1992-93	1992-93
Canisius	3	1-2	.333	1961-62	1980-81	Kent State	117	84-33	.718	1949-50	2004-05
Capital	11	8-3	.727	1907-08	1988-89	Kentucky	14	1-13	.071	1943-44	2002-03
Carnegie Tech	1	0-1	.000	1910-11	1910-11	Kentucky Wesleyan	1	1-0	1.000	1957-58	1957-58
Case Tech	4	4-0	1.000	1936-37	1956-57	Kenyon	22	13-9	.590	1907-08	1924-25
Cedarville	2	2-0	1.000	1950-51	1950-51	Lake Forest	1	0-1	.000	1951-52	1951-52
Central Florida	2	2-0	1.000	1998-99	1999-00	LaSalle	2	2-0	1.000	1985-86	1993-94
Central Michigan	61	38-23	.623	1972-73	2004-05	Long Island	2	1-1	.500	1940-41	2001-02
Centre	1	1-0	1.000	1927-28	1927-28	Louisville	10	3-7	.300	1946-47	1963-64
Chaminade	1	1-0	1.000	1993-94	1993-94	Loyola-Baltimore	1	1-0	1.000	1981-82	1981-82
Charleston (W.Va.)	6	5-1	.833	1980-81	1992-93	Loyola-Chicago	21	10-11	.476	1954-56	1978-79
Cincinnati	75	37-38	.493	1907-08	1999-00	MacMurray	3	3-0	1.000	1966-67	1971-72
CCNY	1	1-0	1.000	1940-41	1940-41	Manchester	4	0-4	.000	1926-27	1927-28
Cleveland State	12	10-2	.833	1972-73	1999-00	Manhattan	1	1-0	1.000	1983-84	1983-84
Colorado State	2	2-0	1.000	1990-91	1991-92	Marietta	91	73-18	.802	1909-10	1985-86
Connecticut	2	1-1	.500	1979-80	1993-94	Marshall	91	49-42	.538	1930-31	2004-05
Coppin State	2	2-0	1.000	1995-96	2003-04	Marquette	3	0-3	.000	1971-72	1981-82
Cornell	3	2-1	.667	1930-31	1972-73	Maryland	1	0-1	.000	1981-82	1981-82
Creighton	1	0-1	.000	1962-63	1962-63	Massachusetts	1	0-1	.000	1975-76	1975-76
Davidson	2	0-2	.000	1964-65	1965-66	Mercer	2	1-1	.500	1990-91	2003-04
Dayton	32	20-12	.625	1912-13	1957-58	Miami (Fla.)	2	1-1	.500	1965-66	1969-70
Denison	37	11-26	.297	1909-10	1963-64	Miami (Ohio)	172	90-82	.523	1907-08	2004-05
DePaul	8	2-6	.250	1959-60	2003-04	Michigan	3	0-3	.000	1963-64	1971-72
DePauw	5	3-2	.600	1930-31	1965-66	Michigan State	1	0-1	.000	1931-32	1931-32
Detroit	2	1-1	.500	1971a-72	2004-05	Middle Tennessee State	1	1-0	1.000	1958-59	1958-59
Drexel	1	1-0	1.000	1988-89	1988-89	Minnesota	2	0-2	.000	1966-67	1967-68
Duke	1	0-1	.000	1983-84	1983-84	Missouri	5	1-4	.200	1970-71	1988-89
Duquesne	13	7-6	.538	1939-40	2004-05	Montana State	1	0-1	.000	1997-98	1997-98
East Carolina	2	0-2	.000	1980-81	1981-82	Morehead State	23	17-6	.739	1948-49	1988-89
Eastern Kentucky	3	3-0	1.000	1984-85	1989-90	Morris Harvey	5	5-0	1.000	1946-47	1958-59
Eastern Michigan	59	39-20	.661	1972-73	2004-05						

2005-06 opponents listed in bold




Series Records

SCHOOL	G	W-L	PCT.	FIRST	LAST
Mount Union	9	3-6	.333	1916-17	1949-50
Muskingum	36	26-10	.722	1910-11	1971-72
Navy	6	5-1	.833	1985-86	2004-05
Nebraska	3	0-3	.000	1957-58	1993-94
Nevada-Las Vegas	1	0-1	.000	1986-87	1986-87
New Mexico State	1	1-0	1.000	1994-95	1994-95
Niagara	4	2-2	.500	1958-59	2000-01
North Carolina	2	1-1	.500	1985-86	2001-02
UNC Wilmington	4	3-1	.750	1980-81	1988-89
North Texas	1	1-0	1.000	1990-91	1990-91
Northern Illinois	37	23-14	.622	1964-65	2004-05
Northwestern	13	5-8	.384	1964-65	1976-77
Notre Dame	3	1-2	.333	1959-60	1969-70
Oakland	2	2-0	1.000	2000-01	2001-02
Oberlin	6	2-4	.333	1914-15	1925-26
Ohio Dominican	2	2-0	1.000	1993-94	1994-95
Ohio Northern	9	9-0	1.000	1914-15	1924-25
Ohio State	21	5-16	.238	1925-26	1994-95
Ohio Wesleyan	70	36-34	.514	1910-11	1987-88
Oklahoma City	1	0-1	.000	1976-77	1976-77
Old Dominion	1	1-0	1.000	1995-96	1995-96
Otterbein	17	14-3	.823	1908-09	1976-77
Pennsylvania	1	1-0	1.000	1983-84	1983-84
Penn State	2	2-0	1.000	1973-74	1974-75
Pepperdine	1	0-1	.000	2000-01	2000-01
Pitt	3	1-2	.333	1952-53	1976-77
Portland	2	1-1	.500	1967-68	1999-00
Princeton	2	1-1	.500	1995-96	1999-00
Providence	2	1-1	.500	1982-83	2002-03
Purdue	6	2-4	.333	1964-65	1969-70
Radford	4	3-1	.750	1981-82	1997-98
Rhode Island	4	1-3	.250	1977-78	1998-99
Rider	2	1-1	.500	1989-90	1990-91
Rio Grande	5	5-0	1.000	1925-26	2000-01
Robert Morris	6	4-2	.667	1978-79	1993-94
Rollins	2	2-0	1.000	1970-71	1991-92
St. Bonaventure	6	1-5	.167	1962-63	2002-03
St. Francis (Pa.)	8	7-1	.875	1959-60	2004-05
St. John's (N.Y.)	4	1-3	.250	1945-46	1982-83
St. Joseph's (Pa.)	3	2-1	.667	1938-39	1976-77
St. Lawrence	1	0-1	.000	1910-11	1910-11
St. Mary's (Calif.)	2	2-0	1.000	1982-83	1992-93
Salem (W.Va.) College	1	1-0	1.000	1922-23	1922-23
San Francisco	2	1-1	.500	2003-04	2004-05
San Francisco State	3	3-0	1.000	1964-65	1974-75
Scranton	2	2-0	1.000	1938-39	1939-40
Seattle	2	1-1	.500	1965-66	1967-68
Seton Hall	1	1-0	1.000	1970-71	1970-71
Siena	1	1-0	1.000	1983-84	1983-84
South Dakota	1	1-0	1.000	1960-61	1960-61
Southern California	1	0-1	.000	1973-74	1973-74
Southern Illinois	4	3-1	.750	1958-59	1972-73
Southern Methodist	1	0-1	.000	1977-78	1977-78
South Florida	1	1-0	1.000	1974-75	1974-75
Southwestern Louisiana	1	0-1	.000	1977-78	1977-78
Stanford	1	1-0	1.000	1992-93	1992-93
Stetson	1	1-0	1.000	1978-79	1978-79
Syracuse	2	1-1	.500	1929-30	1998-99

SCHOOL	G	W-L	PCT.	FIRST	LAST
Tennessee	4	2-2	.500	1925-26	1987-88
Texas	1	0-1	.000	1969-70	1969-70
Texas Christian	2	2-0	1.000	1977-78	1995-96
Toledo	110	58-52	.527	1931-32	2003-04
Tri-State	1	1-0	1.000	1986-87	1986-87
Tulane	1	1-0	1.000	1976-77	1976-77
UCLA	2	0-2	.000	1973-74	1996-97
Utah	1	0-1	.000	1973-74	1973-74
Utah State	1	1-0	1.000	1958-59	1958-59
Valparaiso	1	1-0	1.000	1972-73	1972-73
Vanderbilt	1	0-1	.000	1987-88	1987-88
Vermont	1	0-1	.000	2001-02	2001-02
Villanova	1	0-1	.000	1939-40	1939-40
Virginia	3	2-1	.667	1994-95	2002-03
Virginia Commonwealth	1	1-0	1.000	1969-70	1969-70
Virginia Military Institute	1	1-0	1.000	1971-72	1971-72
Virginia Tech	8	2-6	.250	1966-67	1979-80
Wabash	2	2-0	1.000	1931-32	1939-40
Wagner	2	2-0	1.000	1985-86	1986-87
Wake Forest	1	0-1	.000	1999-00	1999-00
Washington & Jefferson	8	4-4	.500	1937-38	1953-54
Washington & Lee	1	1-0	1.000	1957-58	1957-58
Washington State	1	0-1	.000	1989-90	1989-90
Wayne State (Mich.)	4	3-1	.750	1946-47	1947-48
Western Kentucky	4	1-3	.250	1940-41	1959-60
Western Michigan	113	56-57	.496	1939-40	2004-05
Western Reserve	29	20-9	.689	1911-12	1954-55
West Liberty	2	2-0	1.000	1928-29	1929-30
Westminster	1	1-0	1.000	1931-32	1931-32
West Texas State	1	1-0	1.000	1968-69	1968-69
West Virginia	15	8-7	.533	1907-08	2000-01
West Virginia Wesleyan	5	5-0	1.000	1915-16	1970-71
Wichita State	2	1-1	.500	1961-62	1984-85
Wilmington	9	8-1	.888	1907-08	1998-99
Wisconsin	11	2-9	.182	1963-64	2003-04
Wisconsin-Green Bay	1	1-0	1.000	1981-82	1981-82
Wittenberg	35	21-14	.600	1909-10	1960-61
Wooster	7	2-5	.285	1911-12	1917-18
Wright State	8	6-2	.750	1990-91	1997-98
Wyoming	1	0-1	.000	1991-92	1991-92
Xavier	33	20-13	.606	1920-21	1995-96
Youngstown State	18	14-4	.778	1940-41	1993-94

2005-06 opponents listed in **bold**



Howard Jolliff

Year-by-Year Results

1907-08 (7-4)

Coach James C. Jones	
PARKERSBURG YMCA	W 46-9
at Parkersburg YMCA	W 25-13
STARLING-O.M.U.	W 45-14
CAPITAL	W 24-16
WEST VIRGINIA	W 22-20
CINCINNATI	L 20-22
at Wilmington	L 16-17
at Cincinnati	L 10-47
at Miami	L 8-24
KENYON	W 33-19
BETHANY	W 48-14

1908-09 (1-1)

Coach James C. Jones	
OTTERBEIN	W 24-21
KENYON	L 19-32

1909-10 (2-5)

Coach James C. Jones	
at Denison	L 19-39
DENISON	L 14-26
at Hiram	L 10-36
WITTENBERG	L 15-23
CAPITAL	W 26-17
KENYON	W 27-8
MARIETTA	L 21-22

1910-11 (3-4)

Coach James Corbett	
MUSKINGUM	W 28-21
at Ohio Wesleyan	L 18-67
CARNEGIE TECH	L 23-26
DENISON	L 5-18
WITTENBERG	W 40-12
ST. LAWRENCE	L 15-18
MARIETTA	W 15-12

1911-12 (2-9)

Coach Arthur W. Hinaman	
MARIETTA	L 18-24
at Muskingum	L 12-31
at Kenyon	L 36-40
WITTENBERG	W 27-12
OHIO WESLEYAN	L 27-39
OTTERBEIN	W 24-21
at Hiram	L 25-68
at Wooster	L 11-34
at Marietta	L 32-37
AKRON	L 18-21
WESTERN RESERVE	L 21-23

1912-13 (5-8)

Coach C. M. Douthit	
at Dayton	L 25-67
OHIO WESLEYAN	L 14-58
MARIETTA	W 32-28
ANTIOCH	W 19-16
OTTERBEIN	W 27-24
DENISON	L 17-59
HEIDELBERG	L 18-25
at Wittenberg	L 20-24
at Kenyon	W 35-22
at Akron	L 12-30
at Wooster	L 23-41
at Marietta	L 18-42
WESTERN RESERVE	W 36-20

1913-14 (3-10)

Coach Mark B. Banks	
KENYON	L 15-27
DAYTON	L 16-22
at Miami	L 9-49
DENISON	L 13-40
WITTENBERG	W 40-21
OTTERBEIN	W 23-21
HEIDELBERG	L 23-52
HIRAM	L 21-28
MIAMI	L 16-32
OHIO WESLEYAN	L 17-40
at Otterbein	L 15-36
at Kenyon	L 29-38
MARIETTA	W 23-20

1914-15 (11-4)

Coach Mark B. Banks	
OHIO NORTHERN	W 35-26
at Denison	L 27-40
BALDWIN-WALLACE	W 36-26
at Wittenberg	W 30-26
at Kenyon	W 35-27
at Baldwin-Wallace	L 23-30
at Wooster	L 22-25
MIAMI	W 42-15
CINCINNATI	W 50-13
OSBERLIN	L 25-39
KENYON	W 29-29
WOOSTER	W 51-20
OTTERBEIN	W 46-29
at Cincinnati	W 32-10
at Miami	W 28-27

1915-16 (8-7)

Coach Mark B. Banks	
at Ohio Wesleyan	L 16-23
WITTENBERG	L 17-29
WOOSTER	W 33-13

W. VA. WESLEYAN	W 36-22
at Akron	W 33-23
at Kenyon	W 33-27
OHIO NORTHERN	W 45-17
at Allegheny	L 18-42
at Avalon Collegians	L 32-36
at West Virginia	L 21-43
ALLEGHENY	L 20-42
WEST VIRGINIA	W 45-17
BUFFALO GERMANS	L 30-34
KENYON	W 36-19
BALDWIN-WALLACE	W 62-24

1916-17 (2-14)

Coach Mark B. Banks	
WHEELING YMCA	L 22-38
WELLSBURG SCHOOL	L 20-29
ANTIOCH	W 20-19
at Kenyon	L 16-48
AKRON	L 22-28
at Wooster	L 24-28
AKRON	L 13-48
at Baldwin-Wallace	W 40-13
at Oberlin	L 17-33
MOUNT UNION	L 21-32
at Wittenberg	L 25-34
OHIO WESLEYAN	L 16-41
CINCINNATI	L 23-28
WEST VIRGINIA	L 21-30
WESTERN RESERVE	L 24-26
KENYON	L 15-48

1917-18 (4-8)

Coach Mark B. Banks	
CAPITAL	L 24-35
at Denison	L 19-53
WITTENBERG	W 24-13
OHIO NORTHERN	W 36-17
at Marietta	L 11-49
OHIO WESLEYAN	L 7-19
at Cincinnati	W 26-14
WOOSTER	L 19-33
KENYON	W 25-19
MARIETTA	L 28-34
at Kenyon	L 25-30
at Ohio Wesleyan	L 20-22

1918-19 (5-4)

Coach Frank B. Gullum	
MARIETTA	W 34-9
DENISON	L 16-19
at Wittenberg	L 23-26
at Ohio Northern	W 42-10
BALDWIN-WALLACE	W 42-19
OHIO WESLEYAN	L 21-22
KENYON	W 31-16
at Heidelberg	W 42-19
at Ohio Wesleyan	L 24-38

1919-20 (5-6)

Coach Frank B. Gullum	
CAPITAL	W 24-25
at Kenyon	W 32-15
at Heidelberg	W 24-13
at Denison	L 26-38
MOUNT UNION	L 16-20
at Otterbein	L 16-17
CINCINNATI	L 20-31
AKRON	L 18-26
HEIDELBERG	W 35-25
WESTERN RESERVE	W 24-14
at Capital	L 15-16

1920-21 (15-2)

Coach Russell W. Finsterwald	
at Xavier (OH)	W 54-13
at Miami	W 25-23
CAPITAL	W 38-18
at Cincinnati	W 28-13
at Marietta	W 18-15
at Kenyon	W 34-22
OTTERBEIN	W 46-13
ATHENS HIGH SCH.	W 33-16
MARSHALL	W 56-9
CAMP SHERMAN	W 61-18
at Capital	L 24-27
KENYON	W 53-20
OTTERBEIN	W 46-19
at Denison	L 23-25
MIAMI	W 36-16
MARIETTA	W 19-17
WITTENBERG	W 28-18

1921-22 (19-4)

Coach Russell W. Finsterwald	
BOWLING GREEN	W 41-19
BOWLING GREEN	W 38-11
at Baldwin-Wallace	W 36-14
at Syracuse Collegians	L 14-21
at Rochester Collegians	L 18-40
WILMINGTON	W 35-18
WILMINGTON	W 36-18
at Cincinnati	L 11-20
at Xavier (OH)	W 28-16
CAPITAL	W 43-7
OHIO NORTHERN	W 45-13
at Marietta	W 29-13
at Mount Union	W 28-20

at Western Reserve	W 36-28
XAVIER (OH)	W 34-32
CINCINNATI	W 33-13
at Ohio Northern	W 28-27
at Heidelberg	W 33-12
MARIETTA	W 39-12
MOUNT UNION	W 38-24
KENYON	W 48-14
at Denison	L 25-29
DENISON	W 36-16

1922-23 (11-8)

Coach Butch Grover	
BLISS	L 15-19
at Lancaster Petty Shoes	L 16-29
at Akron Firestone	L 12-22
at Geneva	W 43-24
at Canton Pure Oils	L 19-34
CINCINNATI	W 18-17
SALEM COLLEGE	W 22-21
OHIO NORTHERN	W 27-26
at Xavier (OH)	L 15-35
at Cincinnati	L 26-27
at Western Reserve	W 28-22
at Oberlin	L 20-21
XAVIER (OH)	L 17-18
at Marietta	W 29-14
ST. IGNATIUS	W 36-20
MARIETTA	W 32-15
OTTERBEIN	W 38-6
WESTERN RESERVE	W 41-30
at Wittenberg	W 41-27

1923-24 (16-5)

Coach Butch Grover	
MONDMAUK-MILLS	W 31-19
BLISS	W 38-16
at Canton Sinclair Oil	L 39-44
at Akron Firestone	W 30-24
at Dover All-Stars	L 29-33
at Marion Isley Dairy	W 31-16
OSBERLIN	W 34-32
at Marietta	W 27-24
at Xavier (OH)	L 31-32
at Cincinnati	L 21-18
at Denison	L 23-31
at Hiram	W 42-21
XAVIER (OH)	W 26-15
PRESBYTERIAN (TN)	W 56-33
at Ohio Northern	W 35-23
WITTENBERG	W 30-21
at Ohio Wesleyan	L 20-22
CINCINNATI	W 24-13
MARIETTA	W 37-22
WESTERN RESERVE	W 40-21
OHIO WESLEYAN	W 28-27

1924-25 (12-6)

Coach Butch Grover	
NEW LEXINGTON	W 26-12
at Lancaster Shoes	L 19-21
BLISS	W 27-22
CINCINNATI	W 34-27
at Ohio Wesleyan	L 30-40
MARIETTA	W 42-12
at Miami	W 34-20
OHIO NORTHERN	W 48-23
AKRON	W 40-26
OHIO WESLEYAN	W 37-30
DENISON	L 18-34
at Baldwin-Wallace	W 30-20
at Oberlin	L 13-31
MARIETTA	W 25-24
KENYON	L 36-37
at Kenyon	L 29-30
HIRAM	W 35-19
at Wittenberg	W 28-24

1925-26 (15-9)

Coach Butch Grover	
MONDMAUK-MILLS	L 18-23
BLISS	W 56-24
at Ohio State	L 33-37
RIO GRANDE	W 48-30
at Mansfield Pets	W 38-24
at Mansfield Lumbermen	W 44-41
at Bliss	W 38-28
at Nelsonville YMCA	W 50-29
WITTENBERG	W 31-22
at Ohio Wesleyan	L 29-37
MIAMI	W 50-39
DENISON	W 33-21
at Marietta	L 12-16
CINCINNATI	L 27-29
at Wittenberg	L 32-33
OSBERLIN	W 28-21
OHIO WESLEYAN	L 31-37
at Denison	W 24-17
TENNESSEE	W 50-30
at Miami	L 35-37
at Cincinnati	L 26-30
at Baldwin-Wallace	W 38-28
MARIETTA	W 46-19
at Akron	W 31-25

1926-27 (8-13)

Coach Butch Grover	
RIO GRANDE	W 59-11

at Ohio State	L 26-38
BLISS	W 36-27
at Cincinnati YMCA	L 29-38
at Manchester	L 23-29
at Manchester	L 30-32
FLORIDA	W 38-29
at Wittenberg	L 27-33
at Muskingum	L 27-29
OHIO WESLEYAN	L 27-41
at Cincinnati	L 20-48
at Miami	L 37-43
MUSKINGUM	L 32-37
DENISON	L 28-29
at Marietta	W 49-38
at Denison	L 15-22
MIAMI	W 45-36
at Ohio Wesleyan	L 32-41
CINCINNATI	W 36-29
MARIETTA	W 32-21
WITTENBERG	W 40-31

1927-28 (10-10)

Coach Butch Grover	
BLISS	W 44-17
MARIETTA	W 40-22
at Hamilton YMCA	W 35-30
at Cincinnati YMCA	L 21-40
at Manchester	L 17-39
at Manchester	L 18-38
at Cincinnati	L 27-28
MUSKINGUM	L 19-54
OHIO WESLEYAN	L 32-41
CENTRE	W 39-23
at Denison	W 31-22
MIAMI	W 36-22
at Wittenberg	L 36-52
at Ohio Wesleyan	L 29-30
at Marietta	W 53-16
WITTENBERG	W 41-37
at Miami	L 32-51
CINCINNATI	W 46-33
at Muskingum	W 40-36
DENISON	L 34-36

1928-29 (10-10)

Coach Butch Grover	
BLISS	W 43-18
at Akron Goodyear	L 26-40
at New Philadelphia	L 24-38
at Bliss	W 24-21
at Marion Eagles	L 27-34
MARIETTA	W 37-24
at Ohio Wesleyan	L 29-48
MUSKINGUM	W 48-25
WITTENBERG	W 40-23
WEST LIBERTY	W 49-36
at Cincinnati	L 27-38
at Miami	L 29-40
at Denison	L 23-38
MARIETTA	W 47-20
OHIO WESLEYAN	W 40-38
at Wittenberg	L 26-29
at Muskingum	W 40-28
MIAMI	W 38-32
CINCINNATI	L 36-38
DENISON	L 26-28

1929-30 (12-9)

Coach Butch Grover	
BLISS	W 48-27
at Ohio State	L 24-26
at Buffalo	L 23-41
at Syracuse	L 25-41
at Elmira	W 31-22
at Bliss	W 40-27
OHIO WESLEYAN	W 38-44
MIAMI	W 37-19
at Wittenberg	L 19-31
MUSKINGUM	W 34-24
at Marietta	W 30-20
at Cincinnati	L 21-37
at Denison	W 55-37
WEST LIBERTY	W 47-33
at Miami	W 30-27
at Ohio Wesleyan	L 32-43
at Muskingum	L 25-32
DENISON	L 30-32
WITTENBERG	W 43-31
CINCINNATI	W 41-35
MARIETTA	W 37-21

1930-31 (12-4)

Coach Butch Grover	
BLISS	W 36-20
CORNELL	L 33-38
at DePaul	L 26-32
BROADDUS	W 31-22
MARIETTA	W 17-12
at Ohio Wesleyan	L 20-26
DENISON (2of)	L 27-35
MIAMI	W 21-19
at Muskingum	W 28-26
at Marshall	W 42-37
at Cincinnati	W 28-22
OHIO WESLEYAN	W 30-28
at Miami	W 23-18
CINCINNATI	W 32-14



Year-by-Year Results

MUSKINGUM	W	40-32	at Muskingum	L	25-34	at Wash. & Jefferson	L	46-49	*MIAMI	W	60-40
at Denison	W	28-17	at Xavier (OH)	W	28-22				DENISON	L	36-39
			CINCINNATI	L	29-34				at Muskingum	W	59-44
1931-32 (11-10)			at Dayton	W	37-29	1940-41 (18-4)			KENTUCKY	L	38-61
Coach Butch Grover			OHIO WESLEYAN	W	42-29	Coach "Dutch" Trautwein			at Akron	L	50-62
BLISS	L	30-32	at Cincinnati	L	34-35	YOUNGSTOWN STATE	W	41-25			
at Ohio State	L	18-24	XAVIER (OH)	W	37-32	XAVIER (OH)	W	69-57	1945-46 (15-5)		
WESTMINSTER	W	29-24	DAYTON	W	52-26	AKRON	W	45-29	Coach "Dutch" Trautwein		
at Michigan State	L	15-29	at Marietta	L	43-55	MARIETTA	W	60-34	MARIETTA	W	69-30
at Toledo	L	13-15	MIAMI	W	39-23	OHIO WESLEYAN	W	63-47	at Denison	W	72-35
at Wilmington	W	26-22	at Marshall	W	48-43	at Cincinnati	W	57-42	WESTERN KENTUCKY	W	65-42
MARIETTA	W	24-23				TOLEDO	W	48-45	at Dayton	W	53-41
at DePaul	L	15-30	1936-37 (18-3)			WASH. & JEFFERSON	W	58-47	at St. John's	L	33-67
MIAMI	L	22-25	Coach Butch Grover			at Miami	W	61-20	at Kentucky	L	48-57
WABASH	W	33-27	BLISS	W	55-20	at Dayton	W	72-47	at Muskingum	W	58-51
at Ohio Wesleyan	L	24-35	GLENVILLE STATE	W	49-40	at Muskingum	W	47-32	MIAMI	W	60-40
at Wittenberg	W	37-28	MARIETTA	W	40-31	at Evansville	W	57-58	OHIO WESLEYAN	W	64-51
at Marshall	W	28-26	at Western Reserve	L	42-43	at Western Kentucky	L	41-57	at Bowling Green	L	41-49
MUSKINGUM	W	24-20	at Baldwin-Wallace	L	44-22	MIAMI	W	54-30	at Marietta	W	50-29
CINCINNATI	W	42-24	at Akron Goodyear	L	21-32	at Dayton	W	62-41	CINCINNATI	W	46-43
OHIO WESLEYAN	L	33-37	at Ohio Wesleyan	W	36-29	CINCINNATI	L	42-51	DENISON	W	57-38
at Miami	L	28-32	CINCINNATI	W	39-34	at Xavier (OH)	W	49-41	DAYTON	L	53-65
WITTENBERG	W	36-34	at Miami	W	38-23	at Ohio Wesleyan	W	41-34	MUSKINGUM	W	59-45
at Marietta	W	34-26	at Ohio Wesleyan	W	42-20	National Invitation Tournament			at Miami	W	39-38
at DePaul	W	29-26	XAVIER (OH)	W	40-20	vs. Duquesne	W	55-40	at Cincinnati	W	45-39
at Cincinnati	L	32-33	DAYTON	W	35-27	vs. CCNY	W	45-43	KENTUCKY	L	52-60
			CASE TECH	W	45-36	vs. Long Island	L	42-56	AKRON	W	58-56
			OHIO WESLEYAN	W	43-23				at Ohio Wesleyan	W	64-48
			at Dayton	W	44-18						
			MIAMI	W	46-21	1941-42 (12-9)					
1932-33 (16-4)			at Xavier (OH)	W	35-32	Coach "Dutch" Trautwein					
Coach Butch Grover			MARSHALL	W	40-32	MARIETTA	W	48-46	1946-47 (13-10, 5-3 MAC)		
BLISS	W	38-22	at Marshall	L	33-36	at Mount Union	L	41-58	Coach "Dutch" Trautwein		
WILMINGTON	W	41-29	at Marietta	W	33-17	at Akron	L	40-47	WAYNE STATE (MI)	W	66-39
at Akron Goodyear	L	34-41	at Cincinnati	W	34-26	at Youngstown State	L	46-57	MARIETTA	W	105-25
at Western Reserve	W	47-30				at Xavier (OH)	L	39-47	WESTERN RESERVE	W	46-50
at East Liverpool	W	50-27	1937-38 (12-8)			FINDLAY	W	40-37	at Dayton	W	64-29
at Zanesville Pros	W	46-40	Coach Butch Grover			DAYTON	W	36-35	at Akron	L	54-69
MARIETTA	W	41-19	BLISS	W	54-47	MIAMI	W	40-32	at Kentucky	L	36-46
MIAMI	W	47-27	WASH. & JEFFERSON	W	38-35	OHIO WESLEYAN	W	55-35	XAVIER (OH)	W	47-30
OHIO WESLEYAN	L	32-34	MARIETTA	W	35-31	at Cincinnati	L	28-41	at Wayne (MI) State	W	52-36
at Denison	L	23-24	at Cincinnati	L	37-42	MUSKINGUM	L	41-58	at Morris Harvey	W	57-46
at Cincinnati (ot)	W	32-28	XAVIER (OH)	W	39-33	at Miami	W	44-38	at Cincinnati	L	36-41
at Marshall	W	35-23	at Toledo	W	54-48	at Youngstown State	L	23-31	at Miami	L	45-52
at Wittenberg	L	32-37	OHIO WESLEYAN	W	57-36	EVANSVILLE	W	67-40	at Ohio Wesleyan	L	57-64
OHIO WESLEYAN	W	42-21	at Dayton	W	32-29	CINCINNATI	W	51-41	BOWLING GREEN	L	47-65
MARSHALL	W	38-18	CINCINNATI	W	40-35	at Marietta	W	57-46	at Butler	L	70-80
MIAMI	W	42-21	at Ohio State	L	40-47	XAVIER (OH)	W	43-42	at Louisville	W	63-52
DENISON	W	32-29	DAYTON	W	46-38	at Toledo	L	39-65	CINCINNATI	W	67-65
at Marietta	W	44-32	at Marietta	L	34-35	at Great Lakes	L	35-54	at Marietta	W	51-37
WITTENBERG	W	31-19	at Miami	L	33-36	at Ohio Wesleyan	W	50-41	MIAMI	L	47-60
CINCINNATI	W		MARSHALL	L	21-22				at Xavier (OH)	W	47-46
			at Ohio Wesleyan	L	33-35	1942-43 (11-7)			DAYTON	W	69-49
1933-34 (5-14)			at Xavier (OH)	L	27-47	Coach "Dutch" Trautwein			OHIO WESLEYAN	W	55-62
Coach Butch Grover			MIAMI	L	44-31	MOUNT UNION	L	36-42	at Western Reserve	W	54-52
BLISS	L	20-23	at Case Tech	W	46-42	MARIETTA	W	48-28	BUTLER	W	62-53
WILMINGTON	W	42-21	MUSKINGUM	W	50-18	CINCINNATI	W	51-37	1947-48 (10-10, 4-4 MAC)		
CUMBERLAND	W	48-34	at Marshall	L	32-44	at Cincinnati	W	48-33	Coach "Dutch" Trautwein		
at Coshocton Clothiers	L	22-36				at Ohio Wesleyan	W	53-37	D9 at Dayton	W	46-40
at Canton Semipro	L	38-55	1938-39 (12-8)			at Dayton	L	32-45	D13 MARIETTA	W	63-44
at Akron Goodyear	L	34-48	Coach "Dutch" Trautwein			XAVIER (OH)	W	58-53	D16 XAVIER (OH)	W	57-52
at Newark Pure Oils	L	28-33	MARIETTA	W	55-28	DAYTON	W	66-53	D19 at Bowling Green	L	49-67
at Ohio Wesleyan	L	30-34	at St. Joseph's (PA)	W	58-44	AKRON	L	70-72	J7 *at Miami	W	63-41
MIAMI	W	33-29	at Buffalo	W	58-38	BOWLING GREEN	W	51-42	J10 WAYNE STATE (MI)	W	55-39
at Xavier (OH)	L	21-26	at Scranton	W	57-48	at Wash. & Jefferson	L	31-37	J12 KENTUCKY	L	57-79
MARSHALL	W	35-19	at Western Reserve	L	54-59	at Muskingum	L	41-47	J16 *at Western Reserve	L	56-57
at Wittenberg	L	27-32	at George Washington	L	39-65	at Marietta	W	46-31	J19 OHIO WESLEYAN	W	63-57
at Cincinnati	W	38-36	OHIO WESLEYAN	W	57-38	DAYTON	W	45-43	J24 AKRON	L	62-63
WITTENBERG	L	32-37	at Dayton	W	44-23	OHIO WESLEYAN	W	62-50	J31 *at Butler	L	35-59
at Miami	L	26-30	XAVIER (OH)	L	30-41	at Miami	W	41-40	F2 at Xavier (OH)	L	37-56
OHIO WESLEYAN	L	17-29	MIAMI	W	44-28	at Xavier (OH)	L	41-57	F6 *BUTLER	L	42-47
at Marietta	L	25-34	at Miami	W	40-28	TOLEDO	L	45-57	F10 *MIAMI	W	56-37
CINCINNATI	L	30-33	at Marietta	W	66-44				F14 at Wayne (MI) State	L	47-55
at Marshall	L	37-41	at Muskingum	W	47-37	1943-44 (9-7)			F17 *CINCINNATI	W	64-62
			at Xavier (OH)	L	46-47	Coach "Dutch" Trautwein			F19 at Marietta	L	53-68
1934-35 (11-9)			MARSHALL	L	42-47	RIO GRANDE	W	64-28	F21 *WESTERN RESERVE	W	58-51
Coach Butch Grover			BLISS	W	62-34	at Bowling Green	L	47-69	F24 at Ohio Wesleyan	W	62-54
BLISS	W	48-27	at Ohio Wesleyan	L	23-36	at Toledo	L	46-48	F28 *at Cincinnati	L	46-90
at Ball State	L	30-31	TOLEDO	W	77-45	OHIO WESLEYAN	W	40-33	1948-49 (6-16, 2-8 MAC)		
WILMINGTON	W	52-20	DAYTON	L	35-44	at Miami	L	30-46	Coach "Dutch" Trautwein		
MARIETTA	W	39-17	at Marshall	L	40-50	at Wittenberg	W	64-35	D7 MARIETTA	W	79-60
at Zanesville Pros	W	41-40	School of Chiropody	W	47-28	CINCINNATI	L	40-41	D11 at Morris Harvey	W	60-46
at Coshocton Clothiers	L	22-43	at Akron Goodyear	L	36-37	at Denison	L	49-66	D14 at Akron	L	56-59
at Western Reserve	L	40-50	DAYTON	W	46-29	WITTENBERG	W	58-42	D18 MOUNT UNION	L	35-38
at School of Chiropody	L	47-28	at Miami	W	34-31	at Otterbein	W	59-53	J1 at Morehead State	L	48-64
at Akron Goodyear	L	36-37	OHIO WESLEYAN	L	32-49	MUSKINGUM	W	61-41	J4 at Muskingum	L	50-56
DAYTON	W	46-29	at Marshall	W	45-40	*at Cincinnati	W	34-32	J7 *WESTERN RESERVE	W	77-48
at Miami	W	34-31	CINCINNATI	L	38-43	at Ohio Wesleyan	W	43-34	J10 *BUTLER	L	41-72
OHIO WESLEYAN	L	32-49	MARSHALL	L	37-41	DENISON	L	40-48	J14 *at Butler	L	40-57
at Marshall	W	45-40	at Xavier (OH)	L	28-29	OTTERBEIN	W	62-47	J15 *WESTERN MICHIGAN	L	42-58
at Cincinnati	L	38-43	at Dayton	W	32-31	at Kentucky	L	35-51	J21 *at Cincinnati	L	47-78
MARSHALL	L	37-41	CINCINNATI	W	50-33	1944-45 (11-8)			J25 *at Miami	L	46-53
at Xavier (OH)	L	28-29	MUSKINGUM	W	49-37	Coach "Dutch" Trautwein			J28 DAYTON	L	47-52
at Dayton	W	32-31	MIAMI	W	41-32	Coach "Dutch" Trautwein			F5 at Ohio Wesleyan	L	47-52
CINCINNATI	W	39-33	DAYTON	W	62-44	LOCKBOURNE AFB	W	60-32	F7 at Dayton	W	57-40
at Ohio Wesleyan	L	22-39	at Buffalo	W	78-23	BOWLING GREEN	L	45-57	F12 *MIAMI	W	54-43
MIAMI	W	32-30	at Scranton	W	50-45	at Tennessee	L	36-40	F15 at Marietta	L	58-68
			at Baltimore	W	67-44	at Gannon	W	52-48	F18 BOWLING GREEN	L	63-77
1935-36 (13-7)			at Villanova	L	44-49	at Kentucky	L	46-59	F22 OHIO WESLEYAN	W	57-55
Coach Butch Grover			at St. Joseph's (PA)	W	59-39	MUSKINGUM	W	63-29	F28 *at Western Reserve	L	72-74
BLISS	W	48-23	at Dayton	W	42-34	OHIO WESLEYAN	W	53-41	M1 *CINCINNATI	L	51-68
MARIETTA	W	53-35	at Toledo	L	50-63	OTTERBEIN	W	47-41	M5 *at Western Michigan	L	56-69
at Coshocton Clothiers	L	34-46	at Western Michigan	L	42-43	*at Cincinnati	W	61-36			
at Mount Union	W	46-42	at Marietta	W	52-28	*at Miami	L	40-42	1949-50 (6-14, 3-7 MAC)		
at School of Chiropody	W	31-24	at Miami	W	51-31	at Ohio Wesleyan	W	70-54	Coach Jim Snyder		
at Akron Goodyear	L	30-44	at Xavier (OH)	W	39-34	*CINCINNATI	W	48-40	D6 MARIETTA	L	405-4
at Akron Goodyear	L	25-37	at Ohio Wesleyan	W	50-40	at Denison (ot)	L	53-57	D14 OHIO WESLEYAN	W	74-56
at Miami	W	33-28	at Cincinnati	W	60-38	at Otterbein	W	45-42	D17 at Mount Union	L	39-53
MARSHALL	W	53-36	at Duquesne	L	40-52						

Year-by-Year Results

D19 at Kent	L	57-70
J6 *at Western Reserve	W	84-66
J10 DAYTON	L	61-71
J13 *WESTERN MICHIGAN	L	56-81
J16 at Bowling Green	L	54-74
J21 *at Cincinnati	L	38-57
J25 *CINCINNATI	L	51-76
J28 *MIAMI	W	79-70
F4 *at Butler	L	49-70
F7 at Dayton	L	50-75
F10 *WESTERN RESERVE	W	62-49
F14 MUSKINGUM	W	67-63
F17 *at Miami	L	45-54
F22 AKRON	W	75-74
F25 *at Butler	L	56-67
F28 at Marietta	L	59-66
M4 *at Western Michigan	L	52-78

1950-51 (13-11, 4-4 MAC)

Coach Jim Snyder		
MARIETTA	W	57-45
*KENT STATE	W	61-46
at Ohio Wesleyan	W	75-57
at Akron	W	57-52
at Youngstown State	L	64-78
vs. Bowling Green	L	69-74
*at Kent	W	53-48
*WESTERN RESERVE	W	72-60
*at Marshall	L	59-69
*at Miami	L	44-52
DAYTON	L	66-75
*WESTERN MICHIGAN	L	58-69
at Muskingum	L	59-77
CEDARVILLE	W	77-60
at Cedarville	W	72-63
*at Western Reserve	W	93-77
*MIAMI	W	56-50
*MARSHALL	W	71-63
*at Cincinnati	L	50-86
*BOWLING GREEN	W	70-66
*CINCINNATI	W	83-74
*at Western Michigan	L	59-66
at Marietta	L	55-72
at Washington & Jefferson	L	69-92

1951-52 (12-12, 6-6 MAC)

Coach Jim Snyder		
D5 *MARSHALL	W	71-61
*at Miami	L	56-79
D11 MARIETTA	W	73-63
D13 OHIO WESLEYAN	W	87-57
D15 *at Kent	L	73-75
D17 at Lake Forest	L	57-62
D18 at Belmont	L	62-69
J4 *WESTERN RESERVE	W	67-48
J5 *KENT STATE	W	65-55
J9 at Dayton	L	71-101
J12 *MIAMI	W	74-72
J15 *CINCINNATI	W	78-66
J18 at Bowling Green	L	74-90
J19 *at Toledo	W	71-66
J26 *WESTERN MICHIGAN	L	60-65
F1 *at Cincinnati	L	66-82
F2 *at Miami	L	68-87
F5 *at Western Reserve	W	79-56
F9 WASHINGTON & JEFF.	W	89-80
F12 *TOLEDO	L	56-62
F16 MUSKINGUM	W	97-55
F23 *at Western Michigan	L	74-85
F26 at Marietta	W	81-74
F28 *at Marshall	L	91-94

1952-53 (9-13, 4-8 MAC)

Coach Jim Snyder		
D6 MARIETTA	L	67-68
D9 OHIO WESLEYAN	L	64-65
D13 *KENT	W	85-68
D19 at Pitt	L	66-68
D20 at Washington & Jefferson	L	59-74
J3 *at Western Reserve	W	99-70
J5 *at Kent	W	90-89
J10 *MIAMI	L	66-89
J12 DENISON	W	90-74
J14 at Muskingum	W	67-59
J17 *TOLEDO	W	74-63
J24 BOWLING GREEN	W	71-58
J30 *at Cincinnati	L	64-78
J31 *at Miami	L	56-82
F6 *WESTERN RESERVE	L	77-78
F7 *WESTERN MICHIGAN	L	63-70
F10 *MARSHALL	W	91-87
F14 *at Toledo	L	68-94
F17 *CINCINNATI	L	73-75
F21 *at Western Michigan	L	55-62
F24 at Marietta	W	79-77
F27 *at Marshall	L	75-77

1953-54 (12-10, 5-7 MAC)

Coach Jim Snyder		
D1 at Illinois	L	54-85
D5 MARIETTA	W	83-72
D8 OHIO WESLEYAN	W	85-67
D12 WASH. & JEFFERSON	W	65-57
D15 *at Marshall	L	67-71
D19 *at Kent	W	70-57
D21 at Gannon	W	69-65
D22 *at Buffalo	W	62-58
J9 *at Miami	L	80-92

J11 *KENT	W	89-77
J13 at Denison	L	66-72
J15 *TOLEDO	L	80-84
J22 *BOWLING GREEN	L	72-78
J30 *MIAMI	W	80-72
F6 *WESTERN MICHIGAN	W	67-59
F10 MUSKINGUM	W	90-50
F13 *at Bowling Green	L	74-78
F19 *at Toledo	L	66-71
F20 *at Western Michigan	L	72-79
F25 *MARSHALL	W	81-63
F27 AKRON	W	80-75
M2 at Marietta	L	93-116

1954-55 (16-5, 9-5 MAC)

Coach Jim Snyder		
D4 MARIETTA	W	81-75
D9 MORRIS HARVEY	W	88-81
D13 OHIO WESLEYAN	W	95-78
D14 *MARSHALL	L	85-105
D17 *at Kent	W	75-72
D18 *at Western Reserve	W	88-74
D20 at Loyola-Chicago	W	72-70
J7 *WESTERN MICHIGAN	W	97-84
J15 *KENT	W	80-65
J17 *TOLEDO	L	69-79
J22 *at Bowling Green	L	69-77
J29 *MIAMI	W	75-71
F5 at Case Tech	W	77-69
F9 *at Marshall	L	73-84
F11 *WESTERN RESERVE	W	86-68
F15 *at Miami	L	79-91
F18 *BOWLING GREEN	W	81-70
F21 MOREHEAD STATE	W	90-82
F26 *at Western Michigan	W	95-87
F28 *at Toledo	W	67-59
M3 at Marietta	W	93-90

1955-56 (13-11, 5-7 MAC)

Coach Jim Snyder		
D3 at Indiana	L	74-93
D8 at Morris Harvey	W	91-71
D10 OHIO WESLEYAN	W	94-85
D13 MARIETTA	W	85-54
D15 *at Marshall	L	71-87
D27 vs. Western Kentucky	L	60-76
D28 vs. Arizona	W	90-76
D29 vs. Morehead State	W	97-91
J5 *at Georgetown (KY)	W	98-79
J7 *at Kent State	W	80-72
J9 *WESTERN MICHIGAN	L	74-86
J12 *MARSHALL	L	63-72
J17 *at Miami	L	70-93
J21 *at Bowling Green	W	83-81
J25 *TOLEDO	W	89-79
J27 *KENT	W	90-71
F4 at Baldwin-Wallace	L	84-85
F10 at Morehead State	L	67-110
F14 *MIAMI	L	84-85
F18 *BOWLING GREEN	W	78-74
F22 *at Western Michigan	L	63-70
F25 MOREHEAD STATE	W	113-99
F27 *at Toledo	L	67-77
M1 at Marietta	W	105-89

1956-57 (15-8, 7-5 MAC)

Coach Jim Snyder		
D4 MARIETTA	W	107-67
D8 CASE TECH	W	76-56
D12 at Ohio Wesleyan	W	113-71
D15 *at Kent	W	97-89
D21 vs. E. Tennessee State	L	62-63
D22 vs. Austin Peay	W	85-65
J2 vs. Arizona State	W	97-81
J5 at Morehead State	L	88-119
J9 *at Marshall	L	71-77
J12 *at Bowling Green	L	69-80
J15 *MIAMI	L	77-89
J18 *KENT	W	85-76
J19 at Xavier (OH)	L	80-106
J26 MOREHEAD STATE	W	66-59
J30 *MARSHALL	W	103-74
F2 *at Western Michigan	L	88-94
F4 *at Toledo	L	71-74
F8 *BOWLING GREEN	W	91-80
F11 *at Miami	W	89-81
F16 *WESTERN MICHIGAN	W	88-71
F18 *TOLEDO	W	75-55
F23 BALDWIN-WALLACE	W	114-73
M1 at Marietta	W	112-85

1957-58 (16-8, 7-5 MAC)

Coach Jim Snyder		
at Indiana	W	76-68
MARIETTA	W	92-71
*at Morehead State	L	60-78
*at Bowling Green	L	60-65
at Dayton	L	41-58
at Nebraska	L	53-61
vs. Washington & Lee	W	65-64
vs. Kentucky Wesleyan	W	83-70
WITTENBERG	W	70-56
*KENT STATE	W	58-54
*at Miami	L	66-75
*at Western Michigan	W	76-66
*at Toledo	W	69-66
MOREHEAD STATE	W	71-57
*MARSHALL (ot)	L	78-81

*at Kent State	W	65-58
FLORIDA STATE	W	86-66
*at Marshall	L	89-98
*WESTERN MICHIGAN	W	116-87
XAVIER (OH)	W	87-74
*BOWLING GREEN (ot)	W	84-82
*TOLEDO	W	82-61
*MIAMI	L	72-86
at Marietta	W	80-76

1958-59 (14-10, 10-2 MAC)

Coach Jim Snyder		
D4 MARIETTA	W	86-53
D6 MORRIS HARVEY	W	118-69
D13 SOUTHERN ILLINOIS	W	101-83
D15 at Morehead State	L	73-75
D18 at Niagara	L	65-72
D20 at Cornell (ot)	W	58-54
D29 vs. Middle Tenn. State	W	77-66
D30 vs. Utah State	W	80-72
J3 at Wittenberg	L	44-45
J7 *at Marshall	W	88-84
J10 *at Kent	L	59-73
J13 *at Miami (ot)	L	54-56
J16 *WESTERN MICHIGAN	W	83-61
J24 MOREHEAD STATE	W	88-77
J26 *KENT STATE	W	87-68
J31 *at Western Michigan	W	85-69
J2 *at Toledo (ot)	L	67-79
F11 *MARSHALL	L	73-74
F14 *BOWLING GREEN	W	89-67
F16 *TOLEDO	L	67-56
F21 *at Bowling Green	L	67-80
F24 *MIAMI	L	71-84
F28 at Louisville	L	70-72
M2 at Marietta	W	112-92

1959-60 (17-8, 10-2 MAC)

Coach Jim Snyder		
D1 W. VA. WESLEYAN	W	73-72
D3 MARIETTA	W	89-72
D8 at Morehead State	W	76-65
D12 at Indiana	L	68-80
D17 at DePaul	L	54-77
D19 at Illinois	L	79-85
J2 *at Toledo	L	53-63
J5 *MIAMI	W	104-89
J9 *at Bowling Green	W	86-72
J13 *at Marshall	W	87-77
J16 *WESTERN MICHIGAN	W	88-70
J18 ST. FRANCIS (PA)	W	82-79
J23 *KENT STATE	W	100-72
J30 *at Western Michigan	W	86-71
F6 *MARSHALL	W	86-82
F9 STEWART AFB	W	95-74
F12 *at Kent State	W	84-68
F15 *TOLEDO	W	71-67
F20 *BOWLING GREEN	W	85-70
F23 *at Miami	L	74-88
F29 MOREHEAD STATE	W	96-66
M2 *at Marietta	L	66-74
M8 Ivs. Notre Dame	W	74-66
M11 Ivs. #13 Georgia Tech	L	54-57
M12 Ivs. Western Kentucky	L	87-97
INCAA Mid-east Regional		

1960-61 (17-7, 10-2 MAC)

Coach Jim Snyder		
D1 #1 OHIO STATE	L	64-85
D3 VOLUNTS TOWN STATE	W	87-74
D6 at Morehead State	W	81-80
D10 at St. Francis (PA)	W	80-72
D14 *at Marshall	W	71-53
D16 at #7 St. John's	L	50-78
D28 v/s. South Dakota	W	75-56
D29 v/s. Wittenberg	W	50-48
J4 *MARSHALL	W	88-79
J7 *at Bowling Green	W	62-61
J10 DePAUL	L	60-69
J14 *WESTERN MICHIGAN	W	64-62
J16 *TOLEDO	W	55-50
J21 MOREHEAD STATE	W	87-71
J28 *at W. Michigan (ot)	W	78-76
J30 *at Kent State	W	89-85
F4 *at Toledo	L	68-95
F8 *MIAMI	W	91-75
F11 *KENT (ot)	W	102-92
F13 ST. FRANCIS (PA)	W	83-60
F15 at Louisville	L	84-117
F18 *BOWLING GREEN	W	74-72
F23 *at Miami	L	79-101
M14 Ivs. Louisville	L	70-76
*Canton Invitational, Canton, Ohio		
INCAA Mid-east Regional		

1961-62 (13-10, 8-4 MAC)

Coach Jim Snyder		
D2 at Canisius	L	59-72
D5 *at Marshall	W	68-57
D7 at Morehead State	W	60-56
D11 ST. FRANCIS (PA)	W	80-79
D14 at Wichita State	L	55-58
D16 at Nebraska	L	64-81
D18 at Loyola-Chicago	L	69-77
J6 *BOWLING GREEN	L	62-64
J8 *WESTERN MICHIGAN	W	82-81
J13 *at Toledo	L	67-75
J17 *at Miami	W	78-75

J20 *at Kent State	W	83-66
J23 MUSKINGUM	W	83-68
J30 LOYOLA-CHICAGO	L	75-93
F3 at Youngstown State	W	63-58
F7 MOREHEAD STATE	W	87-73
F10 *KENT STATE	W	79-70
F13 *MARSHALL	L	72-77
F17 *at Bowling Green	L	58-83
F21 *MIAMI	W	83-71
F24 *TOLEDO	W	83-72
F28 LOUISVILLE	L	86-95
M3 *at Western Michigan	W	91-85

1962-63 (13-11, 8-4 MAC)

Coach Jim Snyder		
D4 LOUISVILLE	L	54-58
D8 at #9 St. Bonaventure	L	60-75
D12 *at Marshall	W	72-71
D15 at Iowa	W	62-54
D17 at Creighton	L	55-57
D20 at Muskingum	W	72-57
D29 at #1 Cincinnati	L	43-73
J2 OHIO WESLEYAN	W	83-51
J5 *at Bowling Green	W	61-56
J8 at Morehead State	W	76-67
J12 *TOLEDO	W	48-47
J15 *at Miami	L	47-56
J19 *at Western Michigan	L	77-87
J21 #2/3 LOYOLA-CHICAGO	L	72-80
J26 *KENT STATE	W	61-49
F2 *at Toledo	L	42-55
F6 *MIAMI	W	71-67
F9 *BOWLING GREEN	L	62-66
F13 *MARSHALL	W	93-73
F16 *WESTERN MICHIGAN	W	90-64
F20 MOREHEAD STATE	W	81-54
F23 *at Kent State	W	64-62
F27 at #5/3 Loyola-Chicago	L	94-114
M2 at Louisville	L	49-73

1963-64 (21-6, 10-2 MAC)

Coach Jim Snyder		
DENISON	W	73-39
MOREHEAD STATE	W	104-84
at Wisconsin	W	77-76
SOUTHERN ILLINOIS	W	76-69
*at Marshall	W	85-69
at St. Johns	W	58-54
at Louisville	L	61-69
at Army	L	45-58
*BOWLING GREEN	W	88-79
*at Western Michigan	L	93-95
*at Toledo	W	70-65
*MIAMI	W	67-57
at St. Francis (PA)	W	85-77

Year-by-Year Results

D13 at Purdue	W	74-73
D15 SAN FRANCISCO ST.	W	102-62
D18 at Miami (FL)	L	100-105
D21 at Davidson	L	63-96
D30 BROWN	W	90-52
J5 *at Western Michigan	L	80-86
J12 *MIAMI	L	56-68
J15 *at Marshall	L	68-79
J17 SEATTLE	W	84-73
J22 *WESTERN MICHIGAN	W	96-86
J29 *at Kent State	W	67-65
F5 *BOWLING GREEN (2ot)	W	95-87
F9 *at Miami	L	55-70
F12 *at Toledo	L	54-67
F19 at Muskingum	W	70-59
F1 *KENT STATE	W	88-75
F22 *MARSHALL	W	92-78
F26 *at Bowling Green	L	78-90
M2 *TOLEDO	W	77-69

1966-67 (8-15, 4-8 MAC)

Coach Jim Snyder		
D1 OHIO WESLEYAN	W	86-55
D3 at Northwestern	L	67-93
D5 PURDUE	L	71-74
D7 at Indiana (ot)	W	91-90
D10 *at Marshall	L	68-70
D17 at Minnesota	L	67-71
D19 at Northern Illinois	W	84-76
D22 at Michigan	L	80-86
J3 at MadMurray	W	122-70
J7 *at W. Michigan (ot)	L	70-72
J11 *MARSHALL	W	94-93
J18 *at Miami	L	56-68
J21 OTTERBEIN	L	68-75
J28 *at Kent	W	55-53
F1 *WESTERN MICHIGAN	W	69-65
F4 *at Bowling Green	L	79-82
F8 at Virginia Tech	L	47-87
F11 *TOLEDO	L	80-84
F15 *MIAMI	L	56-80
F18 *KENT	W	76-71
F21 LOYOLA-CHICAGO	L	70-73
F25 *BOWLING GREEN	L	76-77
M1 *at Toledo	L	90-93

1967-68 (7-16, 3-9 MAC)

Coach Jim Snyder		
D2 NORTH-WESTERN	W	71-70
D5 OTTERBEIN	W	81-59
D9 at Indiana	L	63-80
D11 at #7 Purdue	L	66-78
D15 at Seattle	L	68-76
D19 at Portland	W	67-65
D20 at Idaho	L	64-78
D22 at Minnesota	L	63-73
J2 VIRGINIA TECH	L	65-74
J6 *WESTERN MICHIGAN	L	84-86
J13 *at Marshall	L	69-94
J17 *at Western Michigan	L	79-83
J20 *at Toledo	L	66-74
J24 *MARSHALL	L	73-82
J27 *at Kent State	L	56-68
J30 at Loyola-Chicago	L	68-109
F3 *at Miami	L	82-84
F7 *BOWLING GREEN	L	68-78
F10 *KENT STATE	W	67-62
F12 NORTHERN ILLINOIS	W	85-76
F17 *MIAMI	W	70-68
F24 *TOLEDO	W	74-72
M2 *at Bowling Green	L	63-84

1968-69 (17-9, 9-3 MAC)

Coach Jim Snyder		
N30 at #12 Ohio State	L	77-85
D3 INDIANA	W	80-70
D7 OHIO WESLEYAN	W	101-55
D14 at #13 Purdue	L	89-100
D17 at Illinois	L	82-95
D19 at Northwestern	L	80-89
D27 vs. Wisconsin	L	68-74
D28 vs. Army	W	68-60
D31 vs. MadMurray	W	95-75
J4 *at Kent State	W	70-69
J7 W.VA. WESLEYAN	W	111-51
J11 *BOWLING GREEN	L	74-75
J15 *at Miami	L	53-67
J18 *at Toledo (ot)	W	92-86
J25 *KENT (ot)	W	75-72
J29 *WESTERN MICHIGAN	W	78-68
F1 *at Marshall	W	110-94
F5 *TOLEDO (ot)	W	98-95
F8 *at Western Michigan	L	89-97
F15 *MIAMI	L	60-59
F17 LOYOLA-CHICAGO	W	103-92
F22 *MARSHALL	W	86-80
F24 NORTHERN ILLINOIS	W	87-86
M1 *at Bowling Green (ot)	W	95-88
M14 vs. West Texas State	W	82-80
M17 vs. Tennessee	L	64-75
!National Invitation Tournament		

1969-70 (20-5, 9-1 MAC)

Coach Jim Snyder		
D1 at Northwestern	W	90-79
D6 #13 PURDUE	W	80-79
D13 at #16 Ohio State	W	82-80
D15 at Indiana	W	89-83
D17 at Northern Illinois	W	84-72
D20 BALL STATE	W	92-81

D26 FRESNO STATE	W	92-80
D29 vs. Texas	L	65-73
D30 vs. Miami (FL)	W	99-74
J3 *KENT STATE	W	78-52
J10 *at Bowling Green	L	65-85
J14 *MIAMI	W	81-61
J17 *TOLEDO	W	88-79
J24 *at Kent	W	77-68
J28 *at Western Michigan	W	91-81
J31 at Wisconsin	L	69-72
F4 *at Toledo	W	80-67
F7 *WESTERN MICHIGAN	W	107-68
F11 at Marshall	L	88-93
F14 *at Miami	W	58-57
F18 MARSHALL	W	100-86
F21 Va. COMMONWEALTH	W	95-75
F25 LOYOLA-CHICAGO	W	93-70
F28 *BOWLING GREEN	W	77-76
M7 Ivs. #15 Notre Dame	L	82-112
!NCAA Midwest Regional		

1970-71 (17-7, 6-4 MAC)

Coach Jim Snyder		
D1 W. VA. WESLEYAN	W	81-61
D5 NORTH-WESTERN	W	77-61
D12 at Missouri (2ot)	L	83-91
D15 WISCONSIN	W	81-80
D18 at #13 Indiana	L	88-97
D29 vs. Rollins	W	81-70
D30 vs. Seton Hall	W	84-82
J2 ILLINOIS STATE	W	97-73
J9 *BOWLING GREEN	L	100-79
J13 *at Kent	L	68-78
J16 *at Toledo	L	62-53
J23 *at Miami	L	70-75
J26 CINCINNATI	W	92-83
J30 *KENT STATE	W	86-76
F3 MARSHALL	W	87-80
F6 *at Western Michigan	L	79-80
F8 at Loyola-Chicago	W	77-72
F13 *MIAMI	L	73-74
F16 at Marshall	L	86-84
F20 *at Ball State	W	84-82
F22 at Virginia Tech	L	80-86
F27 *TOLEDO	L	93-78
M2 *WESTERN MICHIGAN	W	100-77
M6 *at Bowling Green	W	97-82

1971-72 (15-11, 7-3 MAC)

Coach Jim Snyder		
D1 MUSKINGUM	W	76-66
D4 at Northwestern	L	65-76
D11 #4 OHIO STATE	W	79-68
D15 #12 INDIANA	W	79-70
D20 vs. Michigan	L	81-87
D21 vs. Detroit	L	77-84
D23 at Cincinnati	L	67-104
D30 at Marshall	L	81-88
J4 MISSOURI	L	76-78
J8 *at Bowling Green	W	91-69
J12 *KENT STATE	W	85-74
J15 *TOLEDO	W	71-64
J19 VIRGINIA TECH	W	88-79
J22 *MIAMI	L	77-91
J29 *at Kent State	L	74-88
F1 VA. MILITARY INSTITUTE	W	98-60
F5 *WESTERN MICHIGAN	W	80-79
F8 MadMurray	W	108-69
F12 *at Miami (ot)	W	69-66
F16 MARSHALL	L	76-95
F22 LOYOLA-CHICAGO	W	84-76
F26 *at Toledo	W	66-56
M1 *at Western Michigan	L	83-100
M4 *BOWLING GREEN	W	105-84
M7 *at Toledo (ot)	W	69-67
M11 Ivs. #7 Marquette	L	49-73
!NCAA Mid-east Regional		

1972-73 (16-10, 6-5 MAC)

Coach Jim Snyder		
N25 at Missouri	L	75-87
N28 *CENTRAL MICHIGAN (ot) W	W	86-84
D22 at Youngstown State	W	68-59
D9 at Northwestern	W	74-69
D16 at #15 Indiana	L	68-89
D18 at Loyola-Chicago	W	95-88
D21 at Ohio State	L	80-112
D29 vs. Southern Illinois (ot) W	W	78-77
D30 vs. Cornell	W	100-66
J3 VALPARAISO	W	86-68
J6 *at Toledo	L	55-72
J9 MARIETTA	W	87-31
J13 *MIAMI (ot)	L	79-80
J16 *at Eastern Michigan	W	89-73
J20 *at Western Michigan	L	67-68
J27 *at Bowling Green	W	86-68
J31 *KENT	W	74-64
F3 *TOLEDO	W	62-61
F6 *at Ball State	W	81-75
F10 *at Miami	L	65-69
F14 CINCINNATI	L	78-79
F17 *WESTERN MICHIGAN	W	101-80
F20 WISCONSIN	L	68-82
F24 *BOWLING GREEN	W	102-57
F27 CLEVELAND STATE	W	98-76
M3 *at Kent State	L	71-75

1973-74 (16-11, 9-3)

Coach Jim Snyder		
------------------	--	--

D1 NORTH-WESTERN	W	81-83
D5 MARIETTA	L	80-53
D8 *EASTERN MICHIGAN	W	73-54
D18 at Utah	L	68-71
D21 at #1 UCLA	L	63-110
D22 at #16 Southern California L	L	68-80
D29 at Ohio State	W	84-79
J2 *BALL STATE	W	99-88
J5 *at Kent	W	81-75
J7 LOYOLA-CHICAGO	W	76-65
J9 at Wisconsin	L	68-69
J12 *TOLEDO	W	82-72
J16 *at Miami	W	73-71
J19 *WESTERN MICHIGAN	W	97-55
J23 at Cleveland State	W	102-78
J26 *at Central Michigan	L	83-84
J30 *BOWLING GREEN	L	66-74
F2 *KENT	W	95-65
F5 at Cincinnati	L	80-82
F9 *at Toledo	L	79-80
F13 *MIAMI	W	85-70
F16 *at Western Michigan	W	78-76
F18 at Fairfield	L	80-91
F23 *CENTRAL MICH. (ot) W	W	79-78
F26 at Penn State	W	78-69
M2 *at Bowling Green	W	71-70
M9 Ivs. #3 Marquette	L	59-85
!NCAA Mid-east Regional		

1974-75 (12-14, 4-10 MAC)

Coach Dale Bandy		
N30 at Wisconsin	L	62-71
D3 CLEVELAND STATE	L	85-71
D7 at Northwestern	L	68-71
D14 at Ohio State	L	87-96
D21 at Florida State	L	60-67
D23 at South Florida	W	73-63
D28 SAN FRANCISCO ST.	W	75-59
D30 at Loyola-Chicago	W	75-63
J4 *KENT STATE	W	68-53
J7 MISSOURI	W	78-65
J11 *at Toledo	L	56-80
J15 *MIAMI (2ot)	W	92-90
J18 *at Western Michigan	L	66-71
J22 *at Eastern Michigan	L	71-73
J26 *CENTRAL MICHIGAN	W	75-68
J29 *at Bowling Green	W	75-69
F1 *at Kent	L	69-74
F8 *TOLEDO	L	74-82
F11 *at Ball State	W	82-74
F15 *WESTERN MICHIGAN	L	72-76
F17 FAIRFIELD	W	80-61
F22 *at Central Michigan	L	88-117
F26 *BOWLING GREEN	L	66-73
M1 *EASTERN MICHIGAN	L	57-62
M4 PENN STATE	W	79-71
M8 *at Miami	L	80-81

1975-76 (11-15, 7-9 MAC)

Coach Dale Bandy		
N28 at Massachusetts	L	82-95
N29 at Fairfield	L	76-78
D3 MARIETTA	W	59-56
D6 at Northwestern	L	62-86
D13 at Pitt	L	71-72
D20 CLEVELAND STATE	W	100-69
D30 OTTERBEIN	W	76-67
J3 *CENTRAL MICHIGAN	W	86-74
J10 *BOWLING GREEN	W	74-60
J14 MARSHALL	L	74-60
J17 *at Ball State	W	75-74
J21 *EASTERN MICHIGAN	W	74-66
J24 *at Miami	L	63-86
J28 *TOLEDO	L	75-79
J31 *at Western Michigan	L	59-75
F2 LOYOLA-CHICAGO (ot) L	L	82-86
F4 at Virginia Tech	L	66-86
F7 *NORTHERN ILLINOIS	W	90-79
F11 *KENT	L	67-70
F14 *at Bowling Green	L	60-67
F18 *at Kent	L	75-105
F21 *BALL STATE	W	90-63
F25 *at Eastern Michigan	W	78-75
F28 *MIAMI	L	75-76
J3 *at Toledo	L	72-87
M6 *at Central Michigan	L	99-114

1976-77 (9-17, 4-12 MAC)

Coach Dale Bandy		
D1 PITT	W	72-62
D4 NORTH-WESTERN	L	71-73
D11 MARIETTA	W	85-72
D22 *at Cleveland State (ot) W	W	93-83
D25 *EASTERN MICHIGAN	W	91-81
D27 *at Oklahoma City	L	73-97
D29 *vs. St. Joseph's (PA)	L	62-67
D30 *vs. Tulane	W	93-67
J5 *at Toledo	L	66-82
J8 *NORTHERN ILLINOIS	L	65-81
J12 at Marshall	L	71-79
J15 *at Kent State	L	74-77
J19 *BALL STATE	L	63-66
J22 *at Miami	L	78-84
J26 *WESTERN MICHIGAN	W	80-74
F2 *at Ball State	L	64-65
F5 *at Bowling Green (ot) W	W	69-68
F7 at Loyola-Chicago	L	73-74
F9 *TOLEDO (2ot)	L	74-75
F12 *at Northern Illinois	L	70-77
F16 VIRGINIA TECH	W	82-77

F19 *KENT STATE	W	81-80
F26 *MIAMI	L	62-83
M2 *at Western Michigan	L	63-75
M5 *at Eastern Michigan	L	75-80
M7 *CENTRAL MICHIGAN	L	64-76
*at Oklahoma City Tournament		

1977-78 (13-14, 6-10 MAC)

Coach Dale Bandy		
N25 vs. Rhode Island	L	69-81
N26 vs. Texas Christian	W	78-64
D1 CLEVELAND STATE	W	79-66
D5 YOUNGSTOWN STATE	W	67-64
D7 MARIETTA	W	73-69
D10 *NORTHERN ILLINOIS	L	76-80
D16 vs. Grambling	W	60-53
D17 vs. SW Louisiana	L	81-98
D20 at Southern Methodist	L	77-83
J4 *at Kent State	W	73-59
J7 *BALL STATE	W	75-71
J11 MARSHALL	W	68-56
J14 *at Miami	L	77-90
J18 *WESTERN MICHIGAN	L	59-73
J25 *at Central Michigan	L	71-77
J1 LOYOLA-CHICAGO (ot) W	W	86-80
F4 *at Toledo	W	72-71
F6 at Bowling Green	L	66-68
F8 *KENT STATE	W	68-54
F11 *at Ball State	L	77-82
F15 at Virginia Tech	L	83-105
F18 *MIAMI	L	66-70
F20 *EASTERN MICHIGAN	W	66-62
F22 *at Western Michigan	L	62-88
F25 *BOWLING GREEN	L	76-90
M1 *CENTRAL MICHIGAN	W	105-94
M4 *at Northern Illinois	L	70-76

1978-79 (16-11, 10-6 MAC)

Coach Dale Bandy		
N30 at Florida	L	61-96
D2 at Stetson	W	98-95
D6 MARIETTA	W	92-71
D9 *BALL STATE	L	69-70
D16 at Youngstown State	W	86-71
D18 at Cleveland State	W	76-74
D29 at West Virginia	W	

Year-by-Year Results

J17 *at Eastern Michigan	L	57-62
J21 *TOLEDO	L	73-86
J24 *at Kent	L	69-82
J26 *UNC WILMINGTON	W	86-81
J28 *BALL STATE	W	75-68
J31 *at Miami	L	73-82
F4 *WESTERN MICHIGAN	W	79-74
F7 *CENTRAL MICHIGAN	W	70-68
F11 *at Bowling Green	L	45-79
F14 *EASTERN MICHIGAN	L	58-68
F18 *at Toledo	L	67-95
F21 *KENT STATE	W	89-84
F25 *at Ball State	W	83-76
F28 *MIAMI	W	78-72
M3 Sat Ball State	L	70-85
SMAC Tournament		

1981-82 (13-14, 12-6 MAC)
Coach Danny Nee

N28 at East Carolina	L	54-72
N30 at UNC Wilmington	W	66-62
N2 at Marquette	L	45-49
D4 WISCONSIN-GREEN BAY W	W	68-57
D5 ILLINOIS-CHICAGO	L	55-63
D19 at Maryland	L	64-90
J2 CAPITAL	W	70-41
J6 *BOWLING GREEN (ot)	L	65-68
J9 *at Eastern Michigan	L	57-62
J13 *TOLEDO	W	69-67
J16 *at Northern Illinois (ot)	W	69-67
J18 LOYOLA (Mid.)	W	77-63
J20 *BALL STATE	W	68-67
J23 *at Miami	W	64-62
J25 RADFORD	W	70-54
J27 *WESTERN MICHIGAN	L	47-49
J30 *at Kent State	L	67-83
F3 *at Central Michigan	W	72-67
F6 *EASTERN MICHIGAN	W	72-54
F10 *at Toledo	L	64-74
F13 *NORTHERN ILLINOIS	L	68-70
F15 at DePaul	L	61-83
F17 *at Ball State	L	49-59
F20 *MIAMI	W	78-74
F24 *at Western Michigan	L	53-60
F27 *KENT	W	71-59
M2 Sat Northern Illinois (ot)	L	68-70
SMAC Tournament		

1982-83 (23-9, 12-6 MAC)
Coach Danny Nee

N26 vs. St. Mary's (CA)	W	57-54
N27 at #19 St. Johns	L	52-62
D2 MARIETTA	W	90-68
D10 at Providence	W	48-47
D11 vs. Rhode Island (ot)	W	67-65
D15 at Niagara (ot)	L	69-71
D29 BROOKLYN	W	58-43
J5 *TOLEDO	W	71-52
J8 *at Northern Illinois	W	62-57
J12 *KENT STATE	W	68-63
J15 *at Miami	L	60-73
J19 *WESTERN MICHIGAN	W	82-55
J22 *at Ball State	W	73-62
J26 *at Central Michigan	W	77-72
J29 *BOWLING GREEN	L	55-72
J31 RADFORD	W	68-50
F2 *at Eastern Michigan	W	72-57
F5 *NORTHERN ILLINOIS	W	59-45
F9 *at Kent State	W	73-71
F12 *MIAMI	L	51-53
F14 DePaul (2ot)	W	63-62
F16 *at Western Michigan	L	59-65
F19 *BALL STATE	W	62-48
F23 *CENTRAL MICHIGAN	W	87-63
F26 *at Bowling Green	L	75-89
M2 *EASTERN MICHIGAN	W	62-60
M5 *at Toledo	L	56-59
M8 *EASTERN MICHIGAN	W	74-60
M10 STOLEDO	W	70-59
M12 Svs. Bowling Green	W	59-56
M17 Ivs. Illinois State [6]	W	51-49
M19 Ivs. #12 Kentucky [3]	L	40-57
SMAC Tournament		
!NCAA Mid-east Regional		

1983-84 (20-8, 14-4 MAC)
Coach Danny Nee

N26 CHARLESTON (WV)	W	75-51
N30 #16 DePaul	L	45-69
D3 at Pennsylvania	W	71-67
D7 at Duke	L	63-82
D10 NIAGARA	W	84-68
D17 at Ohio State	L	69-73
D27 BROOKLYN	W	55-48
D29 at Manhattan	W	68-57
D30 at Siena	W	69-56
J4 *at Kent	W	65-55
J7 *BALL STATE	W	66-48
J11 *at Western Michigan	W	83-58
J14 *at Miami	L	38-51
J18 *CENTRAL MICHIGAN	W	57-56
J21 *at Bowling Green	L	46-51
J25 *EASTERN MICHIGAN	W	65-47
J28 *at Toledo	W	69-65
F1 *NORTHERN ILLINOIS	W	79-51
F4 *at Ball State	L	60-63
F8 *WESTERN MICHIGAN	W	67-54
F11 *MIAMI	W	82-68
F15 *at Central Michigan	W	76-60
F18 *BOWLING GREEN	L	45-52

F22 *at Eastern Michigan	W	73-71
F25 *TOLEDO	W	59-52
F29 *at Northern Illinois	W	85-65
M3 *at Kent	W	53-49
M9 Svs. Kent State	L	53-57
SMAC Tournament		

1984-85 (22-8, 14-4 MAC)
Coach Danny Nee

N24 ST. FRANCIS (PA)	W	94-84
D1 at #12 Indiana	L	73-90
D7 *at Wichita State	W	56-55
D8 *at Illinois-Chicago	L	64-72
D12 OHIO WESLEYAN	L	75-67
D15 HEIDELBERG	W	77-70
D16 at Marshall	W	76-71
D28 %vs. San Jose State	L	62-67
D29 %vs. Eastern Kentucky	W	58-52
J3 *MIAMI	W	73-62
J5 *at Western Michigan	L	79-84
J9 *at Central Michigan	W	75-66
J12 *BOWLING GREEN	W	79-57
J16 *at Eastern Michigan	W	73-66
J19 *TOLEDO	W	62-55
J23 *at Northern Illinois	W	50-42
J26 *KENT STATE	W	77-58
J29 *at Ball State	W	60-58
F2 *WESTERN MICHIGAN	W	62-54
F6 *CENTRAL MICHIGAN	W	56-52
F9 *at Bowling Green	W	60-56
F13 *EASTERN MICHIGAN	W	71-61
F16 *at Toledo	L	65-72
F19 *NORTHERN ILLINOIS	W	72-49
F23 *at Kent State	L	66-76
F27 *BALL STATE	W	64-56
M3 *at Miami	L	66-67
M8 Svs. Kent State	W	57-55
M9 Svs. Miami	W	74-64
M14 Ivs. #13 Kansas [3]	L	38-49
%McDonald's Classic-Wichita State		
%Utah Basketball Classic, Salt Lake City, Utah		
SMAC Tournament		
!NCAA Mid-east Regional		

1985-86 (22-8, 14-4 MAC)
Coach Danny Nee

N30 CAPITAL	W	92-58
D3 MARSHALL	W	85-79
D6 %vs. Navy	L	62-73
D7 %vs. LaSalle	W	70-65
D9 at Hofstra	W	73-66
D11 at Wagner	W	70-57
D14 at #1 North Carolina	L	57-99
D21 at St. Francis (PA)	W	99-78
D30 MARIETTA	W	90-66
J2 *at Northern Illinois	W	68-63
J4 *at Central Michigan	W	78-61
J8 *KENT	W	91-76
J11 *at Bowling Green	L	75-77
J15 *BALL STATE	L	73-77
J18 *at Eastern Michigan	W	77-74
J22 *MIAMI	L	65-85
J25 *at Toledo	L	98-100
J29 *WESTERN MICHIGAN	W	85-62
F1 *CENTRAL MICHIGAN	W	79-57
F5 *at Kent	W	68-63
F8 *BOWLING GREEN	W	74-57
F12 *at Ball State	W	63-61
F15 *EASTERN MICHIGAN	W	81-69
F19 *at Miami (ot)	W	80-79
F22 *TOLEDO	W	74-63
F26 *at Western Michigan	W	81-75
M1 *NORTHERN ILLINOIS	W	83-64
M7 Svs. Central Michigan	W	66-62
M8 Svs. Ball State	L	69-93
M8 !OHIO STATE	L	62-65

1986-87 (14-14, 7-9 MAC)
Coach Billy Hahn

N29 TRI-STATE	W	97-74
D1 AKRON	W	81-79
D3 at Robert Morris	L	56-58
D6 at Ohio State	L	75-96
D8 HOFSTRA	W	84-70
D10 at Marshall	L	68-78
D13 at Bowling Green	L	63-75
D17 YOUNGSTOWN STATE	W	82-63
D19 *at #1 UNLV	L	81-105
D20 %vs. Duquesne	W	87-85
D29 WAGNER	W	77-72
J3 *EASTERN MICHIGAN	W	60-59
J7 *at Toledo	W	75-72
J14 *at Kent State	W	80-78
J17 *BALL STATE	L	82-86
J21 *at Miami	L	67-77
J24 *WESTERN MICHIGAN	L	80-87
J28 *CENTRAL MICHIGAN	L	61-70
J31 *at Eastern Michigan	L	67-81
F4 *TOLEDO (ot)	W	72-70
F7 ANDERSON	W	74-67
F11 *KENT	L	62-63
F14 *at Ball State	W	52-49
F18 *MIAMI	W	60-47
F21 *at Western Michigan	W	70-57
F25 *at Central Michigan	L	50-55
F28 *BOWLING GREEN	L	53-56

M5 Svs. Bowling Green	L	51-52
^UNLV Rebel Round-Up		
SMAC Tournament		

1987-88 (16-14, 9-7 MAC)
Coach Billy Hahn

N28 OHIO WESLEYAN	L	115-122
N30 at Morehead State	L	92-99
D2 ROBERT MORRIS	W	87-57
D7 MARSHALL	L	77-91
D9 at Akron	L	69-76
D12 BOSTON UNIVERSITY	L	81-89
D15 at Youngstown State	W	68-60
D19 at Vanderbilt	L	77-93
D21 at Tennessee	W	72-70
D30 UNC WILMINGTON	W	72-60
J2 BLUFFTON	W	79-66
J6 *TOLEDO	W	79-62
J13 *KENT	W	74-65
J16 *at Ball State	W	58-51
J20 *MIAMI	W	80-76
J23 *at Western Michigan	L	68-71
J27 *at Bowling Green	L	65-79
J30 *CENTRAL MICHIGAN	L	65-67
F3 *at Eastern Michigan	L	92-109
F10 *at Kent State	W	71-68
F13 *BALL STATE	W	83-63
F17 *at Miami	L	71-72
F20 *WESTERN MICHIGAN	W	95-87
F24 *BOWLING GREEN	W	83-70
F27 *at Central Michigan	L	61-64
M2 *EASTERN MICHIGAN	L	101-102
M5 *at Toledo	W	106-95
M8 Svs. Bowling Green	W	79-73
M11 Svs. Central Michigan	W	64-62
M12 Svs. Eastern Michigan	L	80-94
SMAC Tournament		

1988-89 (12-17, 6-10 MAC)
Coach Billy Hahn

N26 CAPITAL	W	81-67
N29 at UNC Wilmington	L	68-75
D3 at Boston University	L	74-80
D7 MOREHEAD STATE	W	87-72
D14 at Marshall	L	93-104
D16 %vs. Drexel	W	90-78
D17 at #10 Missouri	L	85-113
D19 YOUNGSTOWN STATE	W	90-86
D31 EASTERN KENTUCKY	W	96-77
J4 *at Kent State	L	86-95
J7 *BALL STATE	W	71-57
J11 *at Miami	W	80-74
J14 *WESTERN MICHIGAN	L	90-91
J18 *EASTERN MICHIGAN	W	86-80
J21 *at Central Michigan	L	69-79
J25 *BOWLING GREEN	L	50-56
J28 *at Toledo	L	67-71
J31 AKRON	W	76-72
J4 *at Ball State	L	70-80
F4 *MIAMI	L	82-83
F11 *at Western Michigan	L	81-85
F15 *at Eastern Michigan	W	81-68
F18 *CENTRAL MICHIGAN	L	60-62
F22 *at Bowling Green (ot)	L	68-73
F25 *TOLEDO	W	77-74
F27 *at Evansville	L	68-95
M4 *KENT STATE	L	70-86
M10 Sat Western Michigan	W	61-55
M10 Sat #19 Ball State	L	46-62
^Walsworth Show-Me Classic (Columbia, Mo.); SMAC Tournament		

1989-90 (12-16, 5-11 MAC)
Coach Larry Hunter

N25 RIDER	W	79-60
N28 at Kentucky	L	73-76
D1 *at Iowa	L	49-75
D2 %vs. Bradley	W	72-53
D9 MARSHALL	W	72-63
D11 at Akron	L	60-66
D14 at Eastern Kentucky	W	53-52
D18 at Youngstown State	W	96-95
D21 CHARLESTON (WV)	W	110-81
D29 -vs. Washington State	L	69-72
D30 -vs. Fordham	W	79-73
J3 *MIAMI	L	72-87
J6 *at Western Michigan	L	72-81
J10 *at Toledo	L	66-86
J13 *CENTRAL MICHIGAN	L	88-100
J17 *at Bowling Green	W	65-61
J20 *EASTERN MICHIGAN	W	70-52
J27 *KENT STATE	L	63-74
J31 *at Ball State	L	61-77
F3 *WESTERN MICHIGAN	W	67-66
F7 *TOLEDO	W	76-71
F10 *at Central Michigan	W	60-57
F14 *BOWLING GREEN	L	60-75
F17 *at Eastern Michigan	L	63-79
F24 *at Kent State	L	78-83
F28 *BALL STATE	L	60-77
M3 *at Miami	L	76-93
M9 Sat Ball State	L	70-77
^Amana Hawkeye Classic (Iowa City, Iowa); -Volunteer Classic (Knoxville, Tenn.); SMAC Tournament		

1990-91 (16-12, 9-7 MAC)
Coach Larry Hunter

N26 EVANSVILLE	W	75-68
----------------	---	-------

D1 at Rider	L	64-82
D8 at Auburn	L	65-75
D10 at Mercer	W	74-69
D13 at Marshall	L	68-70
D15 CHARLESTON (WV)	W	93-61
D17 YOUNGSTOWN STATE	W	85-70
D23 at Colorado State	W	62-51
D27 %vs. North Texas	W	77-74
D28 ^at #5 Indiana	L	64-102
J2 WRIGHT STATE	W	75-56
J5 *at Central Michigan	L	42-70
J9 *BOWLING GREEN	L	53-67
J12 *at Eastern Michigan	L	68-78
J16 *TOLEDO	W	74-55
J19 *at Kent State	W	60-59
J12 at Marshall	L	71-79
J15 *at Kent State	L	74-77
J23 *BALL STATE	L	50-78
J26 *at Miami	L	57-70
J30 *WESTERN MICHIGAN	W	72-58
F2 *CENTRAL MICHIGAN	W	63-53
F6 *at Bowling Green	L	55-60
F9 *EASTERN MICHIGAN	W	60-58
F13 *at Toledo	W	68-55
F16 *KENT STATE	W	52-49
F20 *at Ball State	W	63-60
F23 *MIAMI	W	83-71
F27 *at Western Michigan	L	61-63
M8 Svs. Bowling Green	L	58-66
^at Hoosier Classic (Bloomington, Ind.); SMAC Tournament		

1991-92 (18-10, 10-6 MAC)
Coach Larry Hunter

N30 at Youngstown State	W	72-62
D4 at #4 Ohio State	L	62-78
D9 CHARLESTON (WV)	W	79-62
D12 ROBERT MORRIS	W	78-67
D14 MARSHALL	W	75-64
D17 COLORADO STATE	W	70-54
D20 ROLLINS	W	71-49
D23 vs. #17 Kentucky	L	63-73
D27 %vs. Appalachian State	W	92-76
D28 ^at Wyoming (ot)	L	65-70
J2 at Wright State	W	87-71
J8 *at Bowling Green	W	68-85
J11 *EASTERN MICHIGAN	W	85-67
J15 *at Toledo	L	66-70
J18 *KENT STATE	L	72-60
J22 *at Ball State	L	60-76
J25 *MIAMI (3ot)	L	86-91
J29 *at Western Michigan	L	75-84
F5 *CENTRAL MICHIGAN	W	81-52
F7 *at Eastern Michigan	W	73-58
F12 *TOLEDO	W	61-45
F15 *at Kent State	W	60-55
F19 *BALL STATE (ot)	W	73-70
F22 *at Miami	L	64-72
F25 %W. MICHIGAN (ot)	W	82-81
M4 *at Central Michigan	L	62-71
M7 *BOWLING GREEN	W	61-55
M12 Svs. Bowling Green	L	46-56
^Cowboy Classic (Casper, Wyo.); SMAC Tournament		

1992-93 (14-13, 11-7 MAC)
Coach Larry Hunter

D2 at Ohio State	L	61-77
D5 at Robert Morris	L	70-72
D8 at Kansas State (ot)	L	72-73
D15 at Marshall	L	79-87
D19 CHARLESTON (WV)	W	98-77
D21 WRIGHT STATE	L	77-80
D28 %vs. St. Mary's (CA)	W	73-61

Year-by-Year Results



J5	*at Ball State	W	84-66
J8	*MIAMI	L	66-79
J12	*at Western Michigan	L	65-75
J15	*AKRON	W	85-64
J19	*CENTRAL MICHIGAN	W	74-57
J22	*at Bowling Green	L	72-76
J26	*EASTERN MICHIGAN	W	94-83
J29	*at Toledo	L	77-78
F2	*KENT STATE	W	87-49
F5	*at Miami	W	77-63
F9	*WESTERN MICHIGAN	W	86-61
F12	*at Akron	W	65-58
F16	*at Central Michigan	W	84-48
F19	*BOWLING GREEN	W	84-70
F23	*at Eastern Michigan	W	92-82
F27	*TOLEDO	W	82-79
M2	*at Kent State	W	71-70
M5	*BALL STATE	W	91-76
M8	*WESTERN MICHIGAN	W	87-56
M11	Svs. Ball State	W	79-70
M12	Svs. Miami	W	89-66
M18	*vs. #18 Indiana [5]	L	72-84

^Ameritas Classic (Lincoln, Neb.); \$MAC Tournament; !NCAA Midwest Regional

1994-95 (24-10, 13-5 MAC)

Coach Larry Hunter			
N16	^at Ohio State	W	74-67
N19	^at #14 Virginia	W	94-83
N23	^vs. George Washington	W	82-76
N25	^vs. New Mexico State	W	84-80
N30	at #3 Kentucky	L	74-79
D2	%vs. California-Irvine	W	81-72
D3	%at Iowa	L	75-91
D7	OHIO DOMINICAN	W	87-57
D13	WRIGHT STATE	W	90-56
D17	at Xavier	L	71-90
D20	WEST VIRGINIA	W	84-70
D30	DUQUESNE	W	71-58
J4	*BALL STATE	W	65-59
J7	*at Miami	L	55-64
J11	*KENT STATE	W	85-62
J14	*BOWLING GREEN	W	70-60
J18	*at Toledo	W	73-72
J21	*AKRON	W	81-61
J24	*at Western Michigan	W	80-68
J28	*CENTRAL MICHIGAN	W	96-59
F1	*at Eastern Michigan	L	79-85
F4	*MIAMI	L	69-80
F8	*at Kent State	W	75-64
F12	*at Bowling Green	L	68-79
F15	*TOLEDO	W	89-62
F18	*at Akron	W	75-58
F22	*WESTERN MICHIGAN	W	91-77
F25	*at Central Michigan	W	78-53
M1	*EASTERN MICHIGAN	W	75-60
M4	*at Ball State	L	85-96
M7	*WESTERN MICHIGAN	L	72-56
M10	Svs. Eastern Michigan	L	72-78
M16	!GEORGE WASHINGTON	W	83-71
M21	!at Iowa	L	62-66

^Preseason NIT (Campus sites/Nova York, N.Y.); %Iowa Hawkeye Classic (Iowa City, Iowa); !MAC Tournament; !Postseason NIT

1995-96 (16-14, 11-7 MAC)

Coach Larry Hunter			
N22	^vs. #10 Iowa	L	51-78
N23	^vs. Texas Christian	W	86-68
N24	^vs. Old Dominion (2ot)	W	90-89
D6	ILLINOIS STATE	L	65-66
D9	XAVIER	W	103-72
D12	at Wright State	L	77-88
D16	at West Virginia	L	69-94
D20	RIO GRANDE	W	97-74
D23	at Duquesne	L	80-93
D29	%vs. Princeton	L	60-65
D30	%vs. Coppin State	W	94-92
J3	*at Ball State	L	54-57
J6	*MIAMI	W	65-56
J10	*at Kent State	L	68-69
J13	*at Bowling Green	L	69-84
J17	*TOLEDO	W	70-57
J20	*at Akron	W	81-60
J24	*WESTERN MICHIGAN	L	59-66
J27	*at Central Michigan	W	72-65
J31	*#23 E. MICHIGAN	W	82-73
F3	*at Miami	L	61-76
F7	*KENT STATE	W	69-61
F10	*BOWLING GREEN	W	83-67
F14	*at Toledo	W	72-60
F17	*AKRON	W	73-59
F21	*at Western Michigan	L	51-54
F24	*CENTRAL MICHIGAN	L	76-73
F28	*at Eastern Michigan	L	77-81
M2	*BALL STATE	W	87-67
M5	*BALL STATE	L	80-86

^Great Alaska Shootout (Anchorage, Alaska); %Pepsi/Onedia Casino Classic (Green Bay, Wisc.); \$MAC Tournament

1996-97 (17-10, 12-6 MAC)

Coach Larry Hunter			
N27	Wilmington	W	62-48
N30	at West Virginia	L	68-83
D7	at Illinois State	L	69-81

D12	at Cal State-Northridge	W	80-73
D14	at #23 UCLA	L	61-72
D18	WRIGHT STATE	W	74-59
D21	RADFORD	W	83-65
D28	DUQUESNE	W	85-67
J4	*WESTERN MICHIGAN	L	63-64
J9	*at Ball State	L	76-86
J11	*AKRON	W	67-64
J13	*at Kent State	W	72-60
J18	*at Miami	L	63-78
J22	*TOLEDO	W	82-78
J25	*CENTRAL MICHIGAN	W	83-68
J29	*at Bowling Green	L	59-72
F1	*BALL STATE	W	79-58
F3	*EASTERN MICHIGAN	W	71-70
F5	*at Akron	W	71-67
F8	*KENT STATE	W	79-59
F12	*at Eastern Michigan	W	71-62
F15	*MIAMI	W	67-65
F17	*at Toledo	L	69-80
F22	*at Central Michigan	W	100-82
F26	*BOWLING GREEN (ot)	W	89-87
M1	*at Western Michigan	L	73-82
M4	*WESTERN MICHIGAN	L	68-74

1997-98 (5-21, 3-15 MAC)

Coach Larry Hunter			
N29	at Wright State (ot)	W	57-56
D2	at Radford (ot)	L	63-72
D5	^vs. St. Bonaventure	L	46-59
D6	^vs. Montana State	L	66-82
D10	*at Kent State	L	52-63
D13	at West Virginia	L	63-89
D17	CAL-NORTHBRIDGE	W	79-77
D20	*AKRON	L	55-69
D23	at #22 Rhode Island	L	72-85
D30	#6 KENTUCKY	L	58-95
J3	*at Eastern Michigan	L	64-85
J5	*at Toledo	L	46-57
J8	*BALL STATE	L	69-75
J10	*NORTHERN ILLINOIS	W	73-57
J17	*at Marshall	L	73-78
J21	*BOWLING GREEN	L	58-71
J24	*at Miami	L	58-73
J29	*at Northern Illinois	L	47-85
F1	*C. MICHIGAN (2ot)	W	122-121
F7	*WESTERN MICHIGAN	L	68-86
F14	*MARSHALL	L	63-72
F18	*MIAMI	L	53-85
F21	*at Bowling Green	L	60-69
F23	*at Akron	L	65-86
F25	*KENT STATE	W	76-61

1998-99 (18-10, 12-6 MAC)

Coach Larry Hunter			
N28	WILMINGTON	W	107-56
D2	*BOWLING GREEN	W	64-57
D4	^at #11 Syracuse	W	61-55
D5	^vs. Illinois-Chicago	W	78-69
D8	at Cleveland State	L	61-64
D12	RHODE ISLAND	L	73-85
D15	*at Northern Illinois	W	86-58
D17	WEST VIRGINIA	W	90-72
D22	*BALL STATE	W	76-64
D28	at Central Florida	W	94-66
D30	at George Washington	L	65-76
J2	*CENTRAL MICHIGAN	W	78-72
J6	*at Western Michigan	W	96-76
J9	*at Toledo	W	69-67
J13	*EASTERN MICHIGAN	W	79-67
J16	*BUFFALO	W	90-50
J20	*at Akron	L	87-94
J23	*at Bowling Green	W	75-68
J27	*at Kent State	L	70-71
J30	*MARSHALL	W	86-73
F3	*at Miami	L	54-69
F6	*at Central Michigan	L	67-70
F13	*WESTERN MICHIGAN	W	74-55
F17	*at Eastern Michigan	W	67-57
F20	*KENT STATE	L	77-86
F24	*AKRON	W	85-64
F27	*TOLEDO	W	70-60
M2	Svs. Kent State	L	57-68

1999-2000 (20-13, 11-7 MAC)

Coach Larry Hunter			
N20	CLEVELAND STATE	W	87-82
N26	+vs. Princeton	W	68-60
N30	GEORGE WASHINGTON	W	95-77
D3	!vs. Houston	W	73-65
D4	!at Iowa	L	66-86
D8	*at Eastern Michigan	L	55-65
D11	at W.Virginia (Charleston)	W	75-64
D13	CENTRAL FLORIDA	W	77-57
D18	*TOLEDO	W	66-57
D22	at Portland	L	66-68
D28	^vs. Gonzaga	L	55-83
D29	^#19 Wake Forest (2ot)	L	68-74
D30	^Bradley	W	63-52
J5	*at Kent State (2ot)	L	69-73
J8	*at Miami	W	57-54
J11	*AKRON	L	60-62
J15	at #1 Cincinnati	L	59-73

J17	*BUFFALO	W	86-71
J20	*at Central Michigan	W	93-80
J22	*W. MICHIGAN (ot)	L	74-78
J26	*BALL STATE	W	64-53
J29	*MARSHALL	W	77-53
F3	*at Northern Illinois	W	76-61
F5	*at Bowling Green	L	69-73
F9	*C. MICHIGAN (ot)	W	83-77
F12	*at Akron (ot)	L	79-81
F14	*at Marshall	L	78-72
F21	*MIAMI	W	68-65
F23	*at Buffalo	W	82-62
F26	*KENT STATE	W	81-71
M1	*WESTERN MICHIGAN	W	77-52
M5	Svs. Kent State	W	69-68
M6	Svs. Ball State	L	70-67

+at Halifax, Nova Scotia; !Gazette Hawkeye Classic (Iowa City, Iowa); ^Outrigger Hotels Rainbow Classic (Honolulu, Hawaii); \$2000 FirstEnergy Mid-American Conference Basketball Tournament, Gund Arena, Cleveland (first round at campus sites)

2000-01 (19-11, 12-6 MAC)

Coach Larry Hunter			
N22	RIO GRANDE	W	91-70
D2	+vs. Niagara	W	77-64
D5	at Virginia	L	71-90
D9	at Duquesne	L	46-65
D12	at Duquesne	L	89-94
D16	*at Western Michigan	L	65-76
D19	WEST VIRGINIA	W	79-67
D22	at Oakland	W	92-85
D29	!at Arizona State	W	75-71
D30	!vs. Pepperdine (ot)	L	76-78
J3	*at Ball State	W	68-58
J8	*KENT STATE	W	67-65
J13	*MIAMI (ot)	W	62-60
J17	*at Central Michigan	L	69-75
J20	*AKRON	W	85-67
J23	*NORTHERN ILLINOIS	W	91-63
J27	*at Buffalo	W	83-66
F1	*at Toledo	L	53-66
F3	*MARSHALL	W	77-71
F7	*BOWLING GREEN	L	68-78
F10	*EASTERN MICHIGAN	W	74-68
F14	*at Akron	W	70-61
F17	*at Marshall	L	70-92
F21	*BUFFALO	W	86-76
F24	*at Kent State	W	69-63
F26	*CENTRAL MICHIGAN	W	77-64
F28	*at Miami	L	72-76
M5	BUFFALO	W	101-78
M8	Svs. Toledo	W	64-63
M9	Svs. Miami	L	61-62

+at Halifax, Nova Scotia; !azocentral.com Classic (Tempe, Ariz.); \$2001 FirstEnergy Mid-American Conference Basketball Tournament, Gund Arena, Cleveland (first rd. at campus sites)

2001-02 (17-11, 11-7 MAC)

Coach Tim O'Shea			
N26	at Navy	W	80-74
N29	DUQUESNE	W	73-60
D5	at DePaul	W	77-75
D8	WISCONSIN	L	77-71
D12	at St. Bonaventure	L	97-85
D15	OAKLAND	W	71-70
D27	!vs. Long Island	W	110-57
D28	!vs. Vermont	L	91-79
J2	*at Northern Illinois	W	88-76
J5	*at Akron	W	68-57
J9	*WESTERN MICHIGAN	W	86-68
J12	*at Kent State	L	71-56
J15	*at Buffalo	W	62-61
J19	*MIAMI	W	85-61
J22	*at Eastern Michigan	W	80-66
J26	*at Western Michigan	L	95-65
F30	*AKRON	L	74-73
F2	*MARSHALL	W	94-78
F6	*at Bowling Green	L	80-64
F9	*BALL STATE	W	85-71
F11	*at Miami	L	79-55
F13	*CENTRAL MICHIGAN	W	64-50
F16	*at Marshall	W	71-66
F20	at North Carolina	W	86-78
F23	*KENT STATE	L	70-67
F27	*TOLEDO	L	69-68
M2	*BOWLING GREEN	W	85-78
M4	+CENTRAL MICHIGAN	L	65-56

#FIU Holiday Classic (Miami, Fla.); +2002 FirstEnergy Mid-American Conf. Basketball Tournament (first rd. at campus sites)

2002-03 (14-16, 8-10 MAC)

Coach Tim O'Shea			
N30	at Providence	L	91-68
D2	at Brown	W	75-71
D7	*at Toledo	L	78-71
D10	at DePaul	L	73-65
D13	at Boston University	L	78-57
D20	NAVY	W	54-52

D23	at Wisconsin	L	75-51
D31	ST. BONAVENTURE	W	104-101
J4	vs. Kentucky (Cincinnati)	L	83-75
J8	*AKRON (4ot)	W	112-104
J11	*at Central Michigan	L	87-84
J15	*NORTHERN ILLINOIS	L	68-61
J18	*MIAMI	L	77-65
J21	*at Buffalo	W	72-66
J28	*BOWLING GREEN (ot)	L	66-60
F1	*at Marshall (2ot)	W	87-85
F6	*at Ball State	L	82-68
F8	*BUFFALO	W	61-49
F11	*at Northern Illinois	L	80-53
F15	*KENT STATE	W	74-71
F19	*EAST. MICHIGAN (ot)	L	76-73
F22	*WEST. MICHIGAN (2ot)	W	79-72
F23	*at Akron (ot)	L	84-82
F26	VIRGINIA	W	78-72
M1	*MARSHALL	W	70-65
M5	*at Miami	W	64-56
M8	*at Kent State	L	73-62
M10	#at Akron	W	79-77
M13	+vs. Miami (ot)	W	65-55
M14	+vs. Kent State	L	73-70

#FirstEnergy Mid-American Conference Basketball Tournament First Round; +2003 FirstEnergy Mid-American Conference Basketball Tournament (Cleveland, Ohio)

2003-04 (10-20, 7-11 MAC)

Coach Tim O'Shea			
N15			

All-MAC Selections

1947-48

Dick Shrider, F, 2nd

1950-51

Glen Hursey, G, 1st

1951-52

Glen Hursey, G, 1st

1952-53

Jim Betts, C, 2nd

1953-54

Jim Betts, C, 2nd
Lou Sawchik, F, 2nd

1954-55

Dick Garrison, G, 2nd

1955-56

Scotty Griesheimer, F, 2nd

1956-57

Dick Garrison, F, 2nd

1957-58

Bob Peters, F, 2nd
Dave Scott, C, 2nd

1958-59

Bunk Adams, F, 2nd
Robert Anderson, G, 2nd

1959-60

Bunk Adams, F, 1st
Howard Jolliff, F, 1st

1960-61

Bunk Adams, F, 1st
Larry Kruger, F, 2nd

1961-62

Jerry Jackson, F, 2nd
Bill Whaley, G, 2nd

1962-63

Don Hilt, F, 2nd
Jerry Jackson, G, 2nd

1963-64

Don Hilt, F, 1st

Jerry Jackson, G, 1st
Paul Storey, F, 2nd

1964-65

Don Hilt, F, 1st
Mike Haley, F, 2nd

1965-66

Ken Fowlkes, F, 1st

1966-67

Gerald McKee, G, 2nd

1967-68

Gerald McKee, G, 2nd

1968-69

Gerald McKee, F, 1st

1969-70

John Canine, G, 1st
Craig Love, C, 1st
Greg McDivitt, F, 1st

1970-71

Ken Kowall, G, 1st
Craig Love, G, 1st

1971-72

Tom Corde, G, 1st

1972-73

George Green, F, 1st
Dave Ball, F, 2nd
Bill Brown, F/G, HM
Walter Lockett, G, HM

1973-74

Bill Brown, F/G, 1st
Walter Lockett, G, 1st
George Green, F, 2nd
Dave Ball, C/F, HM

1974-75

Walter Lockett, G, 1st
George Green, F, HM

1975-76

Scott Love, F, 2nd

1976-77

Steve Skaggs, F/G, 2nd

Tim Joyce, F, HM
Buckey Walden, G, HM

1977-78

Tim Joyce, F, 1st
Steve Skaggs, F/G, 2nd

1978-79

Tim Joyce, F, 1st

1979-80

Kirk Lehman, G, 2nd

1980-81

Kirk Lehman, G, HM

1981-82

Vic Alexander, F, HM
John Devereaux, C, HM

1982-83

John Devereaux, C/F, 1st
Vic Alexander, F, HM

1983-84

John Devereaux, C/F, 1st

1985-86

Robert Tatum, G, 1st

1986-87

Paul Graham, F/G, HM

1987-88

Paul Graham, F/G, 1st
Dave Jamerson, G, 2nd

1988-89

Paul Graham, F/G, 1st

1989-90

Dave Jamerson, G, 1st

1990-91

Lewis Jeter, F, 1st

1991-92

Lewis Jeter, F, 1st

1992-93

Gary Trent, F, 1st

1993-94

Gary Trent, F, 1st

1994-95

Gary Trent, F, 1st

1995-96

Geno Ford, G, 2nd
Curtis Simmons, F, 2nd
Jason Terry, C, HM

1996-97

Geno Ford, G, 1st
Ed Sears, C, 2nd

1997-98

Sanjay Adell, G, HM

1998-99

LaDrell Whitehead, G, 1st
Shaun Stonerook, F, 2nd
Sanjay Adell, G, HM

1999-2000

Shaun Stonerook, F, 1st
Sanjay Adell, G, HM

2000-01

Brandon Hunter, F, 1st
Patrick Flomo, C, HM

2001-02

Brandon Hunter, F, 1st

2002-03

Brandon Hunter, F, 1st

2003-04

Jaivon Harris, G, HM

2004-05

Mychal Green, F, HM
Sonny Troutman, F, HM
Leon Williams, F, HM

*Note: Only first-team selections are available from 1988-89 to 1992-93.



All-Time Letterwinners

Lettermen list since 1947 Active players in *italics*

A

Adams, Andre 1980
Adams, Bunk 1959, 60, 61
Adell, Sanjay 1998, 99, 2000
Alexander, Victor 1982, 83, 84, 85
Aloi, Dan 1991, 92
Anderson, Bob 1957, 58, 59
Annen, Matt 2004
Arstine, Randy 1975

B

Ball, Dave 1972, 73, 74
Bandy, Dale 1958, 59, 60
Barns, Steve 1990, 91
Baron, Paul 1983, 84, 85, 86
Barry, J. 1991, 92, 93
Barrett, Delvar 2003, 04
Betts, Jack 1963, 64, 65
Battle, Steve 1968
Beauford, John 1989
Becvar, Steve 1982, 83
Benich, Joe 1951, 52
Berry, Jerry 1953
Betts, Jack 1950, 51, 52
Betts, Jim 1952, 53, 54
Boals, Jeff 1992, 93, 94, 95*
Bolen, Gary 1961, 62, 63
Borden, Mike 1977
Bridgewater, James 2002, 03, 04
Brock, Jamie 1985, 86, 87, 88
Brown, Bill 1972, 73, 74
Brown, Dave 1965, 66
Brown, Ken 1964
Bruning, Steve 1984, 86
Bryant, Lorenzo 1989
Buck, Lloyd 1963, 64, 65
Bunton, Stacy 1961, 62, 63

C

Canine, John 1968, 69, 70
Cannon, Ricky 1988
Carlson, Sean 1981, 82, 83, 84
Cluff, Fred 1966, 67, 68
Cole, Nate 1981, 82, 83, 84
Cook, Murray 1961
Coon, Jim 1961
Coon, Larry 1967, 68
Corde, Mike 1974, 75, 76
Corde, Tom 1970, 71, 72
Craig, Nate 1989, 90, 91, 92
Crawford, Jason 1999, 2000, 01, 02

D

Daugherty, Harold 1951, 52, 53
Davis, Nick 1986
Davis, Tom 1963, 64, 65
Davis, Whitney 2004, 05
Devereaux, John 1981, 82, 83, 84
Dicky, Bob 1946, 47, 48, 49

E

Edwards, Bill 1957
Ehrtzman, Steve 1992, 93
Esterkamp, Steve 2000, 01, 02, 03
Estis, Chad 1991, 92, 93, 94
Evans, Bob 1955

F

Fakhir, Basra 1996, 97, 98
Fears, Jeremy 2005

Feldman, Chet 1995, 98
Flenori, Diante 1996, 97, 98, 99
Flomo, Patrick 1999, 2000, 01, 02
Floyd, Rush 1991, 92, 93, 94
Ford, Dustin 1998, 99, 2000, 01
Ford, Geno 1994, 95, 96, 97
Fowlkes, Ken 1965, 66

G

Gaunt, Bob 1958, 59, 60
Garrison, Dick 1954, 55
Geter, Lewis 1991, 92
Gill, Chad 1990, 91, 92, 93
Gill, Charles 1962, 63, 64
Gladney, Diamond 2004, 05
Glaney, John 1968, 69
Gordon, Harry 1946, 47
Graham, Paul 1986, 87, 88, 89
Graves, Doug 1979, 80
Graves, Spindle 1979, 80
Gray, Brewer 1978, 79
Green, George 1973, 74, 75
Green, Mychal 2005
Greenwood, Ryan 1992, 93, 94, 95
Griesheimer, Scotty 1952
Griesenheimer, Ray 1953
Groff, Dave 1969, 70
Grooms, Russ 1956, 57, 58
Gyurko, Gene 1948, 49

H

Halbert, Jeff 2003, 04, 05
Haley, Mike 1963, 64, 65
Hamilton, Russ 1965, 66, 67
Hammond, Mike 1965, 66, 67
Harbut, Terren 2004, 05
Harris, Jaivon 2001, 02, 03, 04
Haskell, Tom 1951
Hatcher, Marshall 1966, 67, 68
Heiby, Ken 1971
Hester, Tom 1974, 75
Hicks, Eddie 1982, 83, 84, 85
Hilt, Don 1963, 64, 65
Hilton, Eric 1981, 82, 83
Hoepfner, Jeff 1990
Hoffman, Rick 1990
Howell, Adam 2000, 01
Howell, Bob 1970, 71, 72
Huggins, Bob 1973
Hunter, Brandon 2000, 01, 02, 03
Hunter, Larry 1970, 71
Hursey, Glen 1950, 51, 52

I

Isgrigg, Mick 1980, 81

J

Jackson, Jerry 1962, 63, 64
Jackson, Sean 1988
Jamerson, Dave 1986, 88, 89, 90
Jamerson, Tom 1989, 90, 91, 92
Jauch, Doug 1974, 75, 76
Jenkins, Dedrick 1991, 92
Johnson, Bob 1947, 48, 49
Johnson, Bruce 1958, 59, 60
Johnson, Gus 1993, 94, 95, 96
Johnson, Sonny 2002, 03
Jolliff, Howard 1958, 59, 60
Jones, Anthony 2000, 01
Joyce, Tim 1977, 78, 79

K

Kanzig, Andy 1996
Katz, Dave 1960, 61, 62
Kent, Jason 1993, 94
Kiekow, Zach 2002, 03

King, Stephen 2003
Kinsley, Gene 1947, 48, 49
Knight, Jeff 1971
Kowall, Ken 1969, 70, 71
Kowalski, Dave 1983, 84
Kruger, Larry 1960, 61

L

Lalich, Todd 1971, 72
Lamb, Harry 1946, 47
Lashley, Gary 1964
Lauretti, Mark 1977
Lebold, Jerry 1990
Lechner, Dan 1951, 52, 53
Lehman, Kirk 1979, 80, 81, 82
Lehmann, Marty 1985, 86, 87, 88
Leighenheimer, Dave 1950, 51, 52
Leon, Bob 1975, 76, 77, 78
Liatsos, Alex 2001, 02
Littlefield, Bill 1977, 78, 79, 80
Love, Craig 1969, 70, 71
Love, Scott 1973, 75, 76
Luckett, Walter 1973, 74, 75

M

Martin, Seth 1998
McClintick, Mark 1967, 68
McDivitt, Greg 1968, 69, 70
McGowen, Clay 2004, 05
McKee, Gerald 1967, 68, 69
McKown, Phil 1949
McVicker, Shaun 2000, 01
Miller, Dick 1954, 55
Miller, Mike 1969, 70, 71
Miller, Phil 1975, 76
Moore, Fred 1955, 56, 57
Moore, Harold 1979, 80
Morris, Paul 1996
Morrison, Larry 1954, 55
Motley, Alonzo 1991, 92
Murphy, Dick 1952, 53, 54
Murphy, Kevin 1993, 94

N

Norman, Dick 1957, 58, 59
Nixon, Lemuel 1954
Nuzum, Ralph 1954

O

Openheimer, Bill 1955

P

Parkhill, Dick 1966
Parker, Doug 1968, 69, 70
Patterson, John 1978, 79, 80
Payne, Ulice 1974
Pell, Henry 1955, 56, 57
Peters, Bob 1956, 58
Peterson, Jim 1995, 96, 97, 98
Pollack, Herbert 1949
Polosky, Vic 1951

R

Rahas, Dean 1993
Randall, Glenn 1954
Rankin, Reggie 1987, 88, 89, 90
Readout, Ralph 1951, 52, 53
Reed, Corey 1996, 97, 99, 2000
Reese, Mike 1992, 93, 94, 95
Reichenbach, Berke 1965, 66
Reid, George 1986, 87, 88
Remke, Bucky 1971, 72
Renner, Charles 1949, 50, 51
Rhodes, John 1985, 86, 87, 88
Riccardi, Tom 1972
Roberts, Dave 1962, 63

Ruoff, Gerald 1948
Rusch, Denny 1972, 73, 74

S

Sawchik, Lou 1952, 53, 54
Sanderson, Jon 2001, 02
Sawyer, Cliff 1975, 76, 77
Scarberry, Rick 1982, 83, 84, 85
Schroeder, John 1965, 66, 67
Schuler, Mike 1961
Schumaker, Jack 1951
Scott, Dave 1957, 58, 59
Sears, Ed 1995, 97
Seltzer, Chuck 1975, 76
Shreffler, James 1949
Shrider, Dick 1947
Sift, Don 1955, 56, 57
Simmons, Curtis 1994, 95, 96, 97
Skaggs, Steve 1976, 77, 78, 79
Slappy, Larry 1974
Smith, Henry 1985
Smith, Roger 1984, 85, 86, 87
Smolian, Jon 1978
Sparks, Elwood 1950, 51, 52
Spires, Don 1965, 66, 67
Stanfel, Rich 1985, 86, 87
Stark, Robert 1991, 92
Stefan, Chris 1949
Stephens, Thomas 2001, 02, 03, 04
Stevenson, Willie 1981
Stivison, Josh 1995
Stonerook, Shaun 1999, 2000
Storey, Paul 1962, 63, 64
Strawson, Bob 1953, 54, 55

T

Talbert, Alan 1973
Tatum, Robert 1983, 84, 85, 86
Terek, Dave 1975, 76
Terry, Jason 1993, 94, 95, 96
Terry, Nick 1998, 99
Thomas, Jeff 1982, 83
Thompson, Denny 1972, 73, 74
Towns, James 1981
Trent, Gary 1993, 94, 95
Troutman, Sonny 2004, 05
Tudor, John 1956, 57, 58

W

Walden, Bucky 1976, 77, 78
Washington, Eddie 1985
Washington, Damion 1996, 97
Weinbrecht, Harry 1955
Weirich, Tom 1964, 65, 66
Whaley, Bill 1960, 61, 62
Whitaker, Dennis 1987, 88, 89, 90
Whitehead, LaDrell 1999
Whitus, Ernie 1977, 78
Wilcox, Loren 1960, 61, 62
Williams, Gene 1948, 49
Williams, Larry 1956, 57, 58
Williams, Leon 2005
Winbush, Greg 1977
Witte, Verlynn 1958, 59, 60
Wolf, Gary 1969, 70, 71
Wolf, Jerry 1957, 58, 59
Wood, Bob 1966
Woodson, Tim 1980, 81
Wylie, Mark 1946, 47

Y

Young, Wayne 1966, 67, 68

Z

Zalenka, Jim 1978, 79, 80, 81

