

Record Book



A senior in 2006-07, Sonny Troutman finished his career among Ohio's all-time leaders in numerous categories.

POINTS

GAME	122(2OT) vs. Central Michigan, 2/5/98
	122 vs. MacMurray, 1/3/67
	118 vs. Morris Harvey, 12/6/56
	116 vs. Western Michigan, 2/8/58
	115 vs. Ohio Wesleyan, 11/28/87
	114 vs. Baldwin-Wallace, 2/23/57
	113 vs. Ohio Wesleyan, 12/12/56
	113 vs. Morehead St., 2/22/56
	112 (4OT) vs. Akron, 1/8/03
	112 vs. Marietta, 3/2/59
	112 vs. Marietta, 3/1/57
SEASON	2,668 in 1993-94
	2,649 in 1994-95
	2,386 in 1999-2000
	2,364 in 1987-88
	2,331 in 2006-07
	2,291 in 1985-86
	2,248 in 2000-01
	2,201 in 1988-89
	2,167 in 1968-69
	2,139 in 2002-03

SCORING AVERAGE

87.1 ppg in 1956-57 (23 games)
84.1 ppg in 1969-70 (25 games)
83.6 ppg in 1970-71 (24 games)
83.3 ppg in 1968-69 (26 games)
82.0 ppg in 1955-56 (24 games)
81.8 ppg in 1964-65 (26 games)
81.7 ppg in 1954-55 (21 games)
80.8 ppg in 1993-94 (33 games)
79.9 ppg in 1959-60 (25 games)
79.7 ppg in 1972-73 (26 games)

OPPONENT SCORING AVERAGE

58.7 ppg in 1983-84 (28 games)
60.0 ppg in 1982-83 (32 games)
62.9 ppg in 1984-85 (30 games)
64.5 PPG in 2005-06 (30 games)
64.7 ppg in 1981-82 (27 games)
65.2 ppg in 1962-63 (24 games)
65.8 ppg in 1995-96 (30 games)
66.0 ppg in 1990-91 (28 games)
66.2 ppg in 1991-92 (28 games)
67.8 ppg in 1998-99 (28 games)
68.3 ppg in 1999-2000 (33 games)
69.2 ppg in 1993-94 (33 games)

FIELD GOALS

GAME	55 vs. MacMurray, 1/3/67
SEASON	945 in 1994-95
	932 in 1985-86


FIELD GOALS ATTEMPTED

GAME	109 vs. Morris Harvey, 12/9/54
SEASON	2,017 in 1994-95
	1,979 in 1972-73

FIELD GOAL PERCENTAGE

GAME	.727 (32-44) vs. Bellarmine, 12/9/06
	.679 (38-56) vs. Stetson, 12/2/78
SEASON	.510 (932-1828) in 1985-86

Paul Baron and Robert Tatum



FREE THROWS

GAME	40 vs. Georgetown (Ky.), 1/5/56
SEASON	612 in 1993-94
	601 in 1999-2000
	581 in 1994-95

FREE THROWS ATTEMPTED

GAME	58 vs. Georgetown (KY), 1/5/56
	52 vs. Bowling Green, 12/2/98
	51 vs. Akron, 1/21/95
SEASON	911 in 1993-94
	895 in 1999-2000
	876 in 1994-95

FREE THROW PERCENTAGE

GAME	1.000 (21-21) vs. Ball State, 12/22/83
SEASON	.772 (421-534) in 1975-76

THREE-POINT FIELD GOALS

GAME	20 at Duquesne, 1/7/04
	17 at Central Michigan, 1/20/00
	16 vs. St. Bonaventure, 12/31/02
	15 vs. Charleston (WV), 12/21/89
	14 vs. North Carolina A&T, 12/22/06
	13 vs. Central Michigan, 3/6/06
	13 vs. Ball State, 2/7/04
	13 vs. Kent State, 2/26/00
	12 vs. American, 12/3/05
	12 at Bowling Green, 2/5/00
	12 vs. George Washington, 11/30/99
	12 vs. Indiana, 3/18/94
SEASON	221 in 1999-2000
	218 in 2005-06
	215 in 2003-04
	208 in 1993-94
	199 in 2006-07



THREE-POINT FIELD GOAL ATTEMPTS

GAME	44.....	at Duquesne, 1/7/04	
	32.....	vs. Ball State, 3/6/00	
	32.....	at Central Michigan, 1/20/00	
	32.....	vs. Bowling Green, 1/9/91	
	31.....	at Marshall, 2/29/04	
	31.....	vs. St. Bonaventure, 12/31/02	
	30.....	vs. Central Michigan, 3/6/06	
	30.....	vs. Ball State, 2/7/04	
	30.....	vs. Rio Grande, 11/22/00	
	29.....	vs. Buffalo, 1/26/06	
	29.....	at Akron, 1/20/04	
	SEASON	647.....	in 1999-2000
		610.....	in 2003-04
		609.....	in 2005-06
		585.....	in 2006-07
564.....		in 2000-01	

THREE-POINT FIELD GOAL PERCENTAGE

GAME	.833 (5-6)	vs. Eastern Michigan, 1/12/91
SEASON	.392 (208-530)	in 1993-94

REBOUNDS


GAME	89.....	vs. Northern Illinois, 12/6/65
	88.....	vs. Marietta, 12/4/58
SEASON	1,478.....	in 1964-65
	1,410.....	in 1994-95

ASSISTS

GAME	(since 1988)		
	29.....	vs. Central Michigan, 1/28/95	
	29.....	vs. Central Florida, 12/28/98	
	28.....	vs. Wilmington, 11/28/98	
	28.....	vs. Miami, 1/20/88	
	27.....	vs. North Carolina A&T, 12/22/06	
	25.....	vs. Mercer, 12/10/90	
	25.....	vs. Charleston, 12/1/90	
	24.....	vs. Charleston, 12/19/94	
	24.....	vs. E. Michigan, 1/26/94	
	24.....	vs. Wright State, 12/13/94	
	SEASON	(since 1973, no assists recorded for 1974-75)	
		539.....	1987-88
		524.....	1994-95
		517.....	1999-2000
492.....		1978-79	
489.....		1993-94	
466.....		1984-85	
448.....		1998-99	
447.....		1982-83	
446.....		2000-01	
434.....	1988-89		

BLOCKS

GAME	(since 1996)	
	11.....	vs. Rio Grande, 11/22/00
	10.....	vs. Duquesne, 11/29/01
	10.....	vs. Northern Illinois, 12/15/98



Danny Nee

SEASON	9.....	vs. Buffalo, 3/5/01
	9.....	vs. Toledo, 3/7/01
	9.....	vs. George Washington, 11/30/99
	9.....	vs. Northern Illinois, 1/29/98
	8.....	vs. Illinois- Chicago, 12/5/98
	8.....	vs. Toledo, 1/22/97
	(since 1977)	
	168.....	1993-94
	156.....	1977-78
	152.....	1982-83
	150.....	1995-96
	146.....	2000-01
	134.....	1994-95
	116.....	1983-84
	109.....	2001-02
103.....	1998-99	
103.....	1999-2000	

STEALS

GAME	(since 1996)	
	17.....	vs. Shippensburg, 12/17/05
	16.....	vs. Navy, 12/2/04
	16.....	vs. Wilmington, 11/28/98
	16.....	vs. Akron, 2/24/99
	15.....	vs. St. Francis (Pa.), 11/26/05
	15.....	vs. Marshall, 2/2/02
	14.....	at Western Michigan, 2/6/07
	14.....	vs. Houston, 12/3/99
	14.....	vs. Northern Illinois, 12/15/98
	14.....	vs. Toledo, 2/17/97

STEALS (continued)

14 vs. Wilmington, 11/27/96
14 vs. Western Michigan, 1/4/97
SEASON	(since 1977, no steals recorded for 1981-83)
273 in 2004-05
268 in 1985-86
260 in 2996-07
255 in 2005-06
243 in 1999-2000
215 in 2000-01
215 in 1998-99
212 in 2001-02
210 in 1990-91
209 in 1984-85

MOST VICTORIES IN A SEASON

25 in 1993-94 (25-8)
24 in 1994-95 (24-10)
23 in 1982-83 (23-9)
22 in 1985-86 (22-8)
22 in 1984-85 (22-8)
21 in 1963-64 (21-6)
21 in 2004-05 (21-11)
20 in 1983-84 (20-8)
20 in 1969-70 (20-5)
20 in 1999-2000 (20-13)

FEWEST VICTORIES IN A SEASON

5 in 1997-98 (5-21)
---	-------------------------

HIGHEST WIN PERCENTAGE

.882 (15-2) in 1920-21
.857 (18-3) in 1936-37
.826 (19-4) in 1921-22
.818 (18-4) in 1940-41
.800 (20-5) in 1969-70
.800 (16-4) in 1932-33
.778 (21-6) in 1963-64
.762 (16-5) in 1964-65
.762 (16-5) in 1923-24
.760 (25-8) in 1993-94
.760 (19-6) in 1939-40

CONSECUTIVE VICTORIES

13 in 1993-94
13 in 1921-22
12 in 1959-60
12 in 1936-37
11 in 1985-86
11 in 1984-85
10 in 1920-21

CONSECUTIVE WINNING SEASONS

14 from 1934-35 to 1947-48 (183-101, .644)
13 from 1953-54 to 1955-56 (197-111, .640)

FEWEST LOSSES IN A SEASON (MIN. 15 GP)

2 in 1920-21 (15-2)
3 in 1936-37 (18-3)
4 in 1940-41 (18-4)
4 in 1932-33 (16-4)
4 in 1930-31 (12-4)
4 in 1921-22 (19-4)
4 in 1914-15 (11-4)
5 in 1969-70 (20-5)
5 in 1964-65 (16-5)
5 in 1945-46 (15-5)
5 in 1923-24 (16-5)

MOST LOSSES IN A SEASON

21 in 1997-98 (5-21)
20 in 1980-81 (7-20)
18 in 1979-80 (7-18)
17 in 1988-89 (12-17)
17 in 1976-77 (9-17)

CONSECUTIVE LOSSES

12 from 1979-80 through 1980-81
12 from 1967-68
10 from 1916-17 through 1917-18
9 from 1979-80

CONSECUTIVE HOME VICTORIES

29 from 1962-66 (Grover Center)
25 from 1968-71 (Convocation Center)
24 from 1919-22 (Men's Gymnasium I)
21 from 1922-25 (Men's Gymnasium I&II)
18 from 1993-95 (Convocation Center)
17 from 1983-86 (Convocation Center)




Year	G	Min	FG/FGA	Pct.	3FG/FGA	Pct.	FT/FTA	Pct.	OR/DR	Total	Avg.	PF/FO	A/TO	Blk	Stl	Pts	Avg.
06-07	32	6499	782/1723	.454	199/585	.340	568-785	.724	360/733	1093	34.2	513/11	422/448	65	260	2331	72.8
05-06	30	6050	719/1570	.458	218/609	.358	421/606	.695	330/657	987	32.9	502/11	427/424	70	255	2077	69.2
04-05	32	6450	773/1675	.461	182/555	.328	560/802	.698	348/702	1050	32.8	571/11	374/423	86	273	2288	71.5
03-04	30	6050	643/1601	.402	215/610	.352	499/692	.721	353/684	1037	34.6	591/19	339/450	64	183	2000	66.7
02-03	30	6050	722/1588	.455	186/513	.363	509/747	.681	305/701	1006	33.5	572/18	426/457	76	189	2139	71.3
01-02	28	5600	741/1529	.485	168/451	.373	454/666	.682	302/637	939	33.5	532/10	398/396	109	212	2104	75.1
00-01	30	6050	771/1687	.457	196/564	.348	510/761	.670	383/726	1109	37.0	695/20	446/462	146	215	2248	74.9
99-00	33	6650	782/1804	.433	221/647	.342	601/895	.672	441/839	1280	38.8	694/19	517/565	103	243	2386	72.3
98-99	28	5600	732/1564	.468	159/474	.335	504/731	.689	376/720	1096	39.1	567/16	448/473	103	215	2127	76.0
97-98	26	5400	596/1452	.410	117/339	.293	354/558	.634	375/586	961	37.0	556/17	326/509	60	122	1663	64.0
96-97	27	5425	742/1550	.479	117/307	.381	383/588	.651	394/621	1015	37.6	524/16	364/440	73	204	1984	73.5
95-96	30	6100	815/1772	.460	117/395	.296	474/680	.697	428/778	1206	40.2	589/12	385/472	150	159	2221	74.0
94-95	34	6850	945/2017	.469	178/528	.337	581/876	.663	481/929	1410	41.5	661/19	524/516	134	186	2649	77.9
93-94	33	6625	924/1945	.475	208/530	.392	612/911	.672	511/803	1314	39.8	640/18	489/429	168	190	2668	80.8
92-93	27	5475	654/1426	.459	122/359	.340	475/660	.720	326/603	928	34.4	557/10	386/419	56	122	1905	70.6
91-92	28	5750	687/1549	.444	157/430	.365	458/620	.739	333/648	981	35.0	588/9	398/350	48	157	1989	71.0
90-91	28	5700	652/1464	.445	123/320	.384	414/579	.715	345/548	893	31.9	585/14	380/419	47	210	1841	65.8
89-90	28	-	712/1689	.422	171/447	.383	384/577	.666	408/588	996	35.6	593/-	379/308	38	141	1978	70.7
88-89	29	5850	816/1721	.474	127/338	.376	442/600	.737	312/597	909	34.9	639/33	434/428	88	179	2201	75.9
87-88	30	6000	893/1774	.503	26/200	.380	502/726	.691	339/630	1109	37.0	650/25	539/467	77	173	2364	78.8
86-87	28	5625	771/1662	.464	53/183	.290	395/604	.616	320/599	1033	36.9	543/23	413/454	70	191	1967	70.3
85-86	30	6250	932/1828	.510	-	-	450/687	.685	-	1170	39.0	656/20	520/415	77	268	2314	77.1
84-85	30	6025	773/1636	.472	-	-	468/681	.687	-	1038	34.6	630/23	466/439	80	209	2014	67.1
83-84	28	5725	727/1520	.478	-	-	366/527	.694	-	990	35.4	557/22	408/398	116	171	1820	65.0
82-83	31	-	820/1679	.488	-	-	430/674	.648	-	-	-	-	-	-	-	2070	64.7
81-82	27	5500	684/1469	.466	-	-	363/531	.684	-	930	34.4	576/19	370/425	97	-	1731	64.1
80-81	27	5500	710/1619	.439	-	-	338/507	.667	-	978	36.2	584/29	332/-	57	147	1758	65.1
79-80	26	5250	676/1571	.430	-	-	340/523	.650	-	886	34.1	572/24	308/-	49	158	1692	65.1
78-79	27	5485	851/1805	.471	-	-	424/588	.721	-	1030	38.1	615/21	492/-	72	201	2126	78.7
77-78	27	5456	785/1707	.460	-	-	430/610	.705	-	1082	40.1	555/23	387/-	64	156	2000	74.1
76-77	26	-	731/1705	.428	-	-	452/623	.730	-	958	36.8	544/13	311/-	-	-	1914	73.6
75-76	26	-	768/1705	.451	-	-	412/534	.772	-	999	37.1	541/21	355/-	-	-	1948	74.9
74-75	26	-	756/1683	.449	-	-	401/554	.724	-	1010	38.8	525/8	316/-	-	-	1913	73.6
73-74	27	-	875/1933	.452	-	-	378/548	.690	-	1188	44.0	488/10	362/-	-	-	2128	78.8
72-73	26	-	848/1979	.429	-	-	377/546	.690	-	1365	52.5	529/15	-	-	-	2073	79.7
71-72	26	-	792/1755	.452	-	-	469/668	.702	-	1195	46.0	505/15	-	-	-	2053	78.9
70-71	24	-	752/1653	.455	-	-	502/695	.722	-	1128	47.0	457/18	-	-	-	2006	83.6
69-70	25	-	820/1839	.446	-	-	462/701	.659	-	1291	51.6	586/21	-	-	-	2102	84.1
68-69	26	-	846/1950	.434	-	-	475/697	.681	-	1361	52.3	548/-	-	-	-	2167	83.3
67-68	23	-	641/1590	.403	-	-	330/499	.661	-	1096	47.7	425/-	-	-	-	1612	70.1
66-67	23	-	707/1761	.427	-	-	308/516	.597	-	1284	55.8	494/-	-	-	-	1732	75.3
65-66	23	-	719/1686	.426	-	-	392/611	.640	-	1258	54.2	474/-	-	-	-	1830	79.5
64-65	26	-	851/1899	.448	-	-	425/653	.651	-	1478	56.8	491/-	-	-	-	2127	81.8
63-64	27	-	827/1842	.448	-	-	429/681	.630	-	1384	51.4	463/-	-	-	-	2083	77.3
62-63	24	-	-	-	-	-	-	-	-	-	-	-	-	-	-	-	-
61-62	23	-	660/1581	.417	-	-	367/545	.673	-	1110	48.3	421/-	-	-	-	1687	73.3
60-61	24	-	708/1710	.414	-	-	376/593	.635	-	1231	51.3	394/-	-	-	-	1792	74.7
59-60	25	-	795/1851	.429	-	-	407/686	.593	-	1467	58.7	-	-	-	-	1997	79.9
58-59	24	-	728/1712	.425	-	-	405/636	.637	-	1385	57.7	409/-	-	-	-	1861	77.5
57-58	24	-	667/1671	.399	-	-	445/662	.672	-	1166	48.4	451/-	-	-	-	1779	74.1
56-57	23	-	757/1781	.425	-	-	490/732	.669	-	1253	54.5	429/-	-	-	-	2004	87.1
55-56	24	-	705/1822	.387	-	-	560/819	.684	-	1118	49.5	490/5	-	-	-	1970	82.0
54-55	21	-	650/1631	.399	-	-	415/624	.665	-	991	47.1	409/12	-	-	-	1715	81.7
53-54	22	-	597/1672	.357	-	-	451/697	.647	-	1200	54.5	549/23	-	-	-	1615	73.4
52-53	22	-	577/1616	.357	-	-	445/701	.634	-	1174	53.3	487/-	-	-	-	1599	72.7
51-52	24	-	671/1950	.344	-	-	400/623	.642	-	1217	-	540/-	253/-	-	-	1742	72.6
50-51	24	-	601/1964	.306	-	-	347/550	.631	-	-	-	501/-	-	-	-	1549	64.5
49-50	20	-	-	-	-	-	-	-	-	-	-	-	-	-	-	-	-
48-49	22	-	462/1564	.295	-	-	259/432	.599	-	-	-	404/-	-	-	-	1193	53.8
47-48	20	-	381/-	-	-	-	309/478	.646	-	-	-	384/-	-	-	-	1071	53.5
46-47	23	-	496/-	-	-	-	305/-	-	-	-	-	-	-	-	-	1297	56.4

High listed in bold, low listed in italic (on record)

- indicates statistic not available, or not kept

POINTS

GAME	60 Dave Jamerson vs. Charleston (WV), 12/21/89
	52 Dave Jamerson vs. Kent, 2/24/89
	46 Gary Trent vs. Bowling Green, 2/19/994
	45 Fred Moore vs. Marietta (OH), 3/1/57
	43 Gerald McKee vs. Northwestern, 12/19/68
	41 Gary Trent vs. West Virginia, 12/18/93
	40 Dave Jamerson vs. Bowling Green, 1/17/90
	40 Dave Jamerson vs. Washington St., 12/29/89
	39 Dave Jamerson vs. Fordham, 12/30/89
	39 Dave Jamerson vs. Ohio Wesleyan, 11/28/87
SEASON	874 Dave Jamerson, 1989-90
	837 Gary Trent, 1993-94
	757 Gary Trent, 1994-95
	657 Walter Luckett, 1974-75
	645 Paul Graham, 1988-89
	617 Walter Luckett, 1973-74
	614 Brandon Hunter, 2002-03
	594 Tim Joyce, 1978-79
	584 Lewis Geter, 1991-92
	567 Geno Ford, 1995-96
CAREER	2,336 Dave Jamerson, 1985-90 (392-x-519-551-874)
	2,170 Paul Graham, 1985-89 (461-465-599-645)
	2,108 Gary Trent, 1992-95 (514-837-757)
	2,012 Brandon Hunter, 1999-2003 (374-543-451-614)
	1,752 Geno Ford, 1993-97 (309-371-567-505)
	1,741 Steve Skaggs, 1975-79 (300-482-487-472)
	1,625 Walter Luckett, 1972-75 (351-617-657)
	1,502 John Devereaux, 1980-84 (227-318-453-504)
	1,468 Tim Joyce, 1976-79 (326-548-594)
	1,405 Steve Esterkamp, 1999-2003 (267-321-376-441)
	1,381 Sanjay Adell, 1997-2000 (403-446-532)
	1,353 Curtis Simmons, 1993-97 (150-365-450-388)
	1,348 Robert Tatum, 1982-86 (136-328-368-516)
	1,323 Vic Alexander, 1981-85 (232-344-357-390)
	1,310 Gerald McKee, 1966-69 (406-419-485)
	1,297 Kirk Lehman, 1978-82 (184-457-324-332)
	1,272 Sonny Troutman, 2003-07 (220-403-263-386)
	1,252 Don Hilt, 1962-65 (337-422-493)
	1,205 Jerry Jackson, 1961-64 (363-367-475)
	1,196 Bunk Adams, 1958-61 (347-411-438)
	1,174 Leon Williams, 2004-pr. (382-331-461)



Dave Jamerson

1,149 John Canine, 1967-70 (264-414-471)
1,096 Frankie Baumholtz, 1938-41 (312-392-393)
1,092 Lewis Geter, 1990-92 (508-584)
1,088 Fred Moore, 1954-57 (327-308-453)
1,042 Kent Kowall, 1968-71 (266-274-502)
1,008 Jason Terry, 1992-96 (123-220-301-364)
1,008 Jim Betts, 1951-54 (279-400-329)
1,003 George Green, 1972-75 (367-312-324)

POINTS PER GAME AVERAGE

SEASON	31.2 Dave Jamerson, 1989-90 (874 in 28 games)
	25.4 Gary Trent, 1993-94 (837 in 33 games)
	25.3 Walter Luckett, 1974-75 (657 in 26 games)
	22.9 Gary Trent, 1994-95 (757 in 33 games)
	22.9 Walter Luckett, 1973-74 (617 in 27 games)
	22.2 Paul Graham, 1988-89 (645 in 29 games)
	22.0 Tim Joyce, 1978-79 (594 in 27 games)
	21.9 Tim Joyce, 1977-78 (548 in 25 games)
	21.5 Brandon Hunter, 2002-03 (644 in 30 games)
	21.1 Paul Graham, 1986-87 (465 in 22 games)
CAREER	22.7 Gary Trent, 1992-95 (2,108 in 93 games)
	21.0 Tim Joyce, 1976-79 (1,468 in 70 games)
	20.7 Walter Luckett, 1972-75 (1,635 in 79 games)
	20.3 Dave Jamerson, 1985-90 (2,336 in 115 games)
	19.7 Paul Graham, 1985-89 (2,170 in 110 games)
	19.5 Lewis Geter, 1990-92 (1,092 in 56 games)
	18.7 Gerald McKee, 1966-69 (1,310 in 70 games)
	17.1 Steve Skaggs, 1975-79 (1,741 in 102 games)
	16.9 Brandon Hunter, 1999-2003 (2,012 in 119 games)
	16.4 Bunk Adams, 1958-61 (1,196 in 73 games)
	16.4 Frankie Baumholtz, 1938-41 (1,096 in 67 games)

FIELD GOALS

GAME	21 Dave Jamerson vs. Charleston, 12/21/89
	20 Dave Jamerson vs. Kent State, 2/24/90
	19 Gerald McKee vs. Northwestern, 12/19/68
	17 Gary Trent vs. Bowling Green, 2/19/94
	17 Dave Jamerson vs. Ohio Wesleyan, 11/28/87
	17 Gerald McKee vs. Toledo, 2/5/69
	17 Fred Moore vs. Marietta, 3/1/57
	16 Vic Alexander vs. Hiedelberg, 12/15/84
	16 Walter Luckett vs. Penn State, 3/4/75
	16 Greg McDivitt vs. Marshall, 2/22/69
SEASON	309 Gary Trent, 1993-94
	297 Dave Jamerson, 1989-90
	293 Gary Trent, 1994-95
	257 Walter Luckett, 1974-75
	254 Walter Luckett, 1973-74
	230 Tim Joyce, 1978-79
	230 Tim Joyce, 1977-78
	227 Paul Graham, 1987-88
	224 Paul Graham, 1988-89
	217 Brandon Hunter, 2002-03
CAREER	864 Dave Jamerson, 1985-90
	819 Paul Graham, 1985-89
	796 Gary Trent, 1992-95
	706 Brandon Hunter, 1999-2003
	703 Steve Skaggs, 1975-79
	659 Walter Luckett, 1972-75
	613 John Devereaux, 1980-84
	588 Tim Joyce, 1976-79
	560 Geno Ford, 1993-97
	556 Gerald McKee, 1966-69




FIELD GOALS ATTEMPTED

GAME	37..... Fred Moore vs. Marietta, 3/1/57
	34..... Dave Jamerson vs. Wash. State, 12/ 29/89
	32..... Dave Jamerson vs. Kent, 2/24/90
	32..... Gerald McKee vs. Toledo, 2/5/69
	32..... Gerald McKee vs. Northwestern, 12/19/68
	31..... LaDrell Whitehead vs. Akron, 1/20/99
	30..... Dave Jamerson vs. Miami, 3/3/90
	30..... Gerald McKee vs. Bowling Green, 2/25/67
	29..... Dave Jamerson vs. Ohio Wesleyan, 11/28/87
	29..... Gerald McKee vs. Loyola (IL), 2/21/67
SEASON	628..... Dave Jamerson, 1989-90
	556..... Gary Trent, 1994-95
	536..... Gary Trent, 1993-94
	524..... Walter Lockett, 1973-74
	502..... Gerald McKee, 1968-69
	490..... Walter Lockett, 1974-75
	466..... Tim Joyce, 1978-79
	451..... Geno Ford, 1995-96
	444..... John Canine, 1969-70
	444..... Bunk Adams, 1960-61
CAREER	1,770..... Dave Jamerson, 1985-90
	1,612..... Paul Graham, 1985-89
	1,495..... Steve Skaggs, 1975-79
	1,390..... Gary Trent, 1992-95
	1,385..... Brandon Hunter, 1999-2003
	1,352..... Geno Ford, 1993-97
	1,346..... Walter Lockett, 1972-75
	1,339..... Gerald McKee, 1966-69
	1,209..... John Devereaux, 1980-84
	1,183..... Tim Joyce, 1976-79

FIELD GOAL PERCENTAGE

GAME	1.000 (12-12)..... Gary Trent vs. New Mexico St., 11/25/94
(Min. 7 FGM)	1.000 (10-10)..... Paul Morris vs. Coppin St., 1/30/95
	.928 (13-14)..... Tom Corde vs. Bowling Green, 3/4/72
	.900 (9-10)..... Jerome Tillman vs. Toledo, 1/31/07
	.900 (9-10)..... Curtis Simmons vs. Toledo, 1/22/97
	.889 (8-9)..... Jason Terry vs. Bowling Green, 2/12/95
	.875 (7-8)..... Leon Williams vs. Rhode Island, 12/10/05
	.875 (7-8)..... Delvar Barrett vs. Toledo, 11/30/02
	.875 (7-8)..... Brandon Hunter vs. C. Michigan, 2/26/01
	.875 (7-8)..... Gary Trent vs. C. Michigan, 1/28/95
	.875 (7-8)..... Gary Trent vs. Robert Morris, 12/5/92
SEASON	.651 (194-298)..... Gary Trent, 1992-93
	.647 (156-241)..... Ed Sears, 1996-97
	.644 (144-225)..... Leon Williams, 2004-05
	.626 (134-214)..... John Rhodes, 1987-88
CAREER	.605 (433-716)..... Leon Williams, 2004-pr.
	.599 (209-349)..... Ed Sears, 1994-97
	.573 (796-1,390)..... Gary Trent, 1992-95
	.567 (357-630)..... John Rhodes, 1984-88



Gary Trent

THREE-POINT FIELD GOALS

GAME	14..... Dave Jamerson vs. Charleston, 12/21/89
	11..... Dave Jamerson vs. Kent State, 2/24/90
	9..... Jim Peterson vs. Central Michigan, 2/5/98
	8..... Steve Esterkamp vs. Marshall, 2/20/02
	8..... Dave Jamerson vs. Bowling Green, 1/17/90
	8..... Dave Jamerson vs. Fordham, 12/30/89
	7..... Mychal Green vs. Central Michigan, 3/6/06
	7..... Jarvon Harris vs. Ball State, 2/7/04
	7..... Dustin Ford vs. Kent State, 2/26/00
	7..... Chad Estis vs. Eastern Michigan, 1/26/94
	7..... Chad Estis vs. Central Michigan, 1/19/94
	7..... Dave Jamerson vs. Toledo, 2/7/90
	7..... Dave Jamerson vs. Kent State, 1/4/89
SEASON	131..... Dave Jamerson, 1989-90
	88..... Jaivon Harris, 2003-04
	80..... Chad Estis, 1993-94
	74..... Bubba Walther, 2006-07
	73..... Gus Johnson, 1994-95
	71..... Jim Peterson, 1997-98
	70..... Mychal Green, 2005-06
	69..... Mychal Green, 2004-05
	67..... LaDrell Whitehead, 1998-99
	67..... Dustin Ford, 1999-2000
	64..... Steve Esterkamp, 2002-03
CAREER	239..... Dave Jamerson, 1985-90
	207..... Steve Esterkamp, 1999-2003
	205..... Gus Johnson, 1992-96
	202..... Geno Ford, 1993-97
	166..... Dustin Ford, 1997-2001
	163..... Jeff Halbert, 2002-06
	161..... Jaivon Harris, 2000-2004
	139..... Mychal Green, 2004-06
	134..... Chad Estis, 1990-94
	110..... Jim Peterson, 1994-98
	106..... Sanjay Adell, 1997-2000

THREE-POINT FIELD GOALS ATT.

GAME	19..... Dave Jamerson vs. Kent State, 2/24/90
	18..... Dave Jameson vs. Bowling Green, 1/17/90
	17..... Dave Jamerson vs. Charleston, 12/21/89
	16..... Jim Peterson vs. Central Michigan, 2/5/98
	16..... Dave Jamerson vs. Fordham, 12/30/89
	15..... Jaivon Harris vs. Ball State, 2/7/04
	14..... Thomas Stephens at Duquesne, 1/7/04
	14..... LaDrell Whitehead at Cleveland St., 12/8/98
	14..... Dave Jamerson vs. Kent State, 2/7/90
	14..... Dave Jamerson vs. Washington State, 12/29/89
SEASON	303..... Dave Jamerson, 1989-90
	222..... Jaivon Harris, 2003-04
	216..... Gus Johnson, 1994-95
	209..... Jim Peterson, 1997-98
	205..... Chad Estis, 1993-94
	204..... LaDrell Whitehead, 1998-99
	198..... Bubba Walther, 2006-07
	185..... Mychal Green, 2004-05
	167..... Mychal Green, 2005-06
	167..... Dustin Ford, 1999-2000
CAREER	588..... Gus Johnson, 1992-96
	570..... Dave Jamerson, 1985-90
	549..... Geno Ford, 1993-97
	526..... Steve Esterkamp, 1999-03
	471..... Dustin Ford, 1997-01
	420..... Jaivon Harris, 2000-04
	416..... Jeff Halbert, 2002-06
	367..... Sonny Troutman, 2003-07
	357..... Chad Estis, 1990-94
	352..... Mychal Green, 2004-06
	325..... Jim Peterson, 1994-98

THREE-POINT FIELD GOAL PCT.

GAME	1.000 (5-5) Tom Jamerson vs. E. Michigan, 1/12/91
(Min. 5 FGM)	.857 (6-7) Sanjay Adell vs. G. Washington, 11/30/99
	.833 (5-6) Stephen King vs. Rhode Isl., 12/27/06
	.833 (5-6) Reggie Rankin vs. Yngstwn. St., 12/17/86
	.824 (14-17) Dave Jamerson vs. Charleston (WV), 12/21/89
SEASON	.474 (27-57) Jason Grunkemeyer, 1996-97
	.467 (28-60) Rush Floyd, 1990-91
	.444 (56-126) Steve Esterkamp, 2001-02
	.443 (31-70) Rush Floyd, 1991-92
	.435 (47-108) Jeff Halbert, 2005-06
	.432 (131-303) Dave Jamerson, 1989-90
	.425 (45-106) Gus Johnson, 1993-94
	.422 (43-102) Geno Ford, 1993-94
CAREER	.488 (239-570) Dave Jamerson, 1985-90
	.407 (66-162) Dan Aloï, 1990-92
	.395 (139-352) Mychal Green, 2004-06
	.394 (207-526) Steve Esterkamp, 1999-03
	.392 (163-416) Jeff Halbert, 2002-06
	.383 (161-420) Jaïvon Harris, 2000-04
	.375 (134-357) Chad Estis, 1990-94
	.372 (85-228) John Sanderson, 2000-02
	.368 (202-549) Geno Ford, 1993-97
	.352 (166-471) Dustin Ford, 1997-2001

FREE THROWS

GAME	19 Geno Ford vs. Eastern Michigan, 2/12/97
	17 Dick Garrison vs. Marietta, 3/3/55
	15 Gary Trent vs. Akron, 1/ 21/95
	15 Gary Trent vs. West Virginia, 12/18/93
	15 Lewis Geter vs. Youngstown State, 12/17/90
SEASON	210 Gary Trent, 1993-94
	199 Brandon Hunter, 2002-03
	180 Shaun Stonerook, 1999-2000
	178 Brandon Hunter, 2000-01
	176 Paul Graham, 1988-89
	175 Lewis Geter, 1991-92
	163 Gary Trent, 1994-95
	145 Sanjay Adell, 1999-2000
	143 Walter Luckett, 1974-75
	141 Paul Graham, 1987-88
CAREER	561 Brandon Hunter, 1999-2003
	499 Gary Trent, 1992-95
	497 Paul Graham, 1985-89
	430 Geno Ford, 1993-97
	369 Dave Jamerson, 1985-90
	365 Sanjay Adell, 1997-2000
	343 Sonny Troutman, 2003-07
	335 Steve Skaggs, 1975-79
	317 Walter Luckett, 1972-75
	312 Lewis Geter, 1990-92

FREE THROWS ATTEMPTED

GAME	23 Brandon Hunter vs. Akron, 1/8/03
	20 Brandon Hunter vs. Buffalo, 2/8/03
	20 Jim Betts vs. Miami, 1/31/53
	19 Brandon Hunter vs. Duquesne, 12/12/00
	19 Geno Ford vs. Eastern Michigan, 2/12/97
	19 Gary Trent vs. Akron, 1/21/95
	19 Gary Trent vs. West Virginia, 12/18/94
	18 Brandon Hunter vs. Miami, 1/27/01
	18 Brandon Hunter vs. Miami, 1/13/01
	18 Dick Garrison vs. Marietta, 3/3/55
	18 Dick Garrison vs. Kent State, 12/17/54
SEASON	335 Brandon Hunter, 2002-03
	291 Gary Trent, 1993-94
	271 Brandon Hunter, 2000-01
	254 Gary Trent, 1994-95
	246 Shaun Stonerook, 1999-2000

CAREER

220 Lewis Geter, 1991-92
217 Paul Graham, 1988-89
204 Sanjay Adell, 1999-2000
201 Leon Williams, 2006-07
191 Walter Luckett, 1974-75
923 Brandon Hunter, 1999-2003
726 Gary Trent, 1992-95
637 Paul Graham, 1985-89
540 Geno Ford, 1993-97
533 Sanjay Adell, 1997-2000
502 Bunk Adams, 1958-61
485 Leon Williams, 2004-pr.
441 Sonny Troutman, 2003-07
436 Shaun Stonerook, 1998-2000
436 Dave Jamerson, 1985-90

REBOUNDS

GAME	34 Dave Scott vs. Marietta, 3/2/59
	28 Howard Joliff vs. Kent State, 1/23/60
	28 Dave Scott vs. Marietta, 12/ 4/58
	26 Brandon Hunter vs. Akron, 1/8/03
	26 Kent Fowlkes vs. Brown, 12/30/65
	26 Howard Joliff vs. Georgia Tech, 3/11/60
	26 Howard Joliff vs. Marshall, 2/11/59
	26 Bunk Adams vs. Morehead St., 1/24/59
	25 Dave Scott vs. Kent State, 1/18/57
	24 Brandon Hunter vs. St. Bonaventure, 12/31/02
	24 Don Hilt vs. Loyola (IL), 2/22/65
	24 Howard Joliff vs. Western Michigan, 1/16/60
SEASON	468 Howard Joliff, 1959-60
	423 Gary Trent, 1994-95
	387 Shaun Stonerook, 1999-2000
	378 Brandon Hunter, 2002-03
	377 Gary Trent, 1993-94
	322 Craig Love, 1969-70
	319 Dave Scott, 1958-59
	312 John Devereaux, 1982-83
	310 Jim Betts, 1952-53
	308 Bunk Adams, 1960-61
CAREER	1,103 Brandon Hunter, 1999-2003 (206-282-237-378)
	1,050 Gary Trent, 1992-95 (250-377-423)
	957 John Devereaux, 1980-84 (181-187-312-277)
	904 Dave Scott, 1956-59 (298-287-319)
	884 John Schroeder, 1964-67 (305-273-306)
	865 Bunk Adams, 1958-61 (272-285-308)
	805 Craig Love, 1968-71 (192-322-291)
	784 Jim Betts, 1951-54 (222-310-252)
	783 Don Hilt, 1962-65 (197-280-306)



Walter Luckett



REBOUNDS PER GAME AVERAGE

SEASON	18.7	Howard Joliff, 1959-60 (468 in 25 games)
	14.1	Jim Betts, 1952-53 (310 in 22 games)
	13.9	Lou Sawchik, 1953-54 (306 in 22 games)
	13.5	Lou Sawchik, 1952-53 (297 in 22 games)
	13.3	John Schroeder, 1966-67 (306 in 23 games)
	13.3	Dave Scott, 1958-59 (319 in 24 games)
	13.0	Dave Scott, 1956-57 (298 in 23 games)
	12.9	Craig Love, 1969-70 (322 in 25 games)
	12.8	Gary Trent, 1994-95 (423 in 33 games)
	12.8	Bunk Adams, 1960-61 (308 in 24 games)
CAREER	12.7	Dave Scott, 1956-59 (904 in 71 games)
	12.3	John Schroeder, 1964-67 (884 in 72 games)
	11.8	Bunk Adams, 1958-61 (865 in 73 games)
	11.5	Jim Betts, 1951-54 (784 in 68 games)
	11.3	Gary Trent, 1992-95 (1,050 in 93 games)
	10.8	Lou Sawchik, 1951-54 (661 in 61 games)
	10.7	Craig Love, 1968-71 (805 in 75 games)
	10.5	Shaun Stonerook, 1998-2000 (643 in 61 games)
	10.2	Don Hilt, 1962-65 (783 in 77 games)
	9.9	Gerald McKee, 1966-69 (692 in 70 games)

ASSISTS

GAME	16	Dennis Whitaker vs. W. Michigan, 2/20/88
	13	Dennis Whitaker vs. Fordham, 12/30/89
	13	Dennis Whitaker vs. Marshall, 12/7/87
	13	Spindle Graves vs. Miami, 2/7/79
	12	Dennis Whitaker vs. Miami, 1/3/90
	12	Dennis Whitaker vs. Ball State, 2/13/88
	12	Dennis Whitaker vs. Akron, 12/9/87
	12	Paul Baron vs. Toledo, 1/25/86
SEASON	199	Dennis Whitaker, 1987-88
	190	Paul Baron, 1984-85
	185	Dennis Whitaker, 1989-90
	176	Paul Baron, 1985-86
	158	Paul Baron, 1983-84
	148	Dennis Whitaker, 1988-89
	142	Sonny Troutman, 2006-07
	140	Shaun Stonerook, 1999-2000
	125	Nate Craig, 1991-92
	123	Roger Smith, 1986-87
CAREER	651	Dennis Whitaker, 1986-90
	579	Paul Baron, 1982-86
	401	Roger Smith, 1983-87
	384	Sonny Troutman, 2006-07
	332	Kirk Lehman, 1978-82
	329	Nate Craig, 1988-92
	310	Dustin Ford, 1997-2001
	310	Robert Tatum, 1982-86
	309	Geno Ford, 1993-97
	307	Corey Reed, 1995-2000

STEALS

GAME	9	Steve Esterkamp vs Marshall, 2/2/02
	8	Anthony Jones vs. Houston, 12/3/99
	8	Dave Terk vs. Massachusetts, 11/28/75
	7	Paul Graham vs. Eastern Michigan, 2/15/89
	7	Paul Graham vs. Miami, 2/8/89
	7	Jeremy Fears vs. Northern Illinois, 1/12/05
	6	Sonny Troutman vs. Northern Ill., 2/10/07
	6	Jeremy Fears vs. Rhode Island, 12/10/05
	6	Sonny Troutman vs. St. Francis, 11/26/05
	6	Anthony Jones vs. George Washington, 11/30/99
	6	Geno Ford vs. Western Michigan, 12/12/96
	6	Dennis Whitaker vs. Bowling Green, 2/14/90
	6	Paul Baron vs. Toledo, 2/16/86
	6	Paul Baron vs. Wagner, 12/11/85
	6	Roger Smith vs. Marietta, 12/30/85
	6	Kim Leonard vs. Northern Illinois, 1/8/77
	6	Mike Corde vs. Massachusetts, 11/28/75
	6	Mychal Green vs. Buffalo, 3/2/05


SEASON	82	Sonny Troutman, 2006-07
	72	Sonny Troutman, 2004-05
	64	Nate Craig, 1990-91
	60	Paul Graham, 1989-90
	60	Dennis Whitaker, 1987-88
	59	Shaun Stonerook, 1998-99
	59	Dennis Whitaker, 1989-90
	58	Sonny Troutman, 2005-06
	58	Jeremy Fears, 2004-05
	57	Shaun Stonerook, 1999-2000
CAREER	259	Sonny Troutman, 2003-07
	197	Dennis Whitaker, 1986-90
	196	Paul Graham, 1985-90
	149	Nate Craig, 1988-92
	148	Steve Esterkamp, 1999-2003
	142	Curtis Simmons, 1993-97
	142	Robert Tatum, 1982-86
	141	Corey Reed, 1995-2000
	141	Paul Baron, 1982-86

BLOCKED SHOTS

GAME	9	Jason Terry vs. Kent State, 2/7/96
	9	Jason Terry vs. Toledo, 2/15/95
	9	Jason Terry vs. Robert Morris, 12/11/93
	9	John Devereaux vs. Rhode Island, 12/11/82
	8	Patrick Flomo vs. Central Michigan, 1/17/01
	8	Patrick Flomo vs. Miami, 1/13/01
	7	Patrick Flomo vs. Rio Grande, 11/22/01
	7	John Devereaux vs. Ball State, 1/22/83
	6	Patrick Flomo vs. Buffalo, 1/27/01
	6	Jason Terry, four times
	6	John Devereaux, three times
SEASON	105	Patrick Flomo, 2000-01
	99	John Devereaux, 1982-83
	89	Jason Terry, 1995-96
	85	Jason Terry, 1993-94
	73	Jason Terry, 1994-95
	70	John Devereaux, 1983-84
	61	John Devereaux, 1981-82
CAREER	262	Jason Terry, 1992-96
	260	John Devereaux, 1980-84
	222	Patrick Flomo, 1998-2002
	121	John Rhodes, 1984-88
	105	Gary Trent, 1992-95

PERSONAL FOULS

SEASON	121	Leon Williams, 2006-07
	116	Shaun Stonerook, 1999-2000
	114	Paul Graham, 1988-89
	108	Leon Williams, 2005-06
	107	John Rhodes, 1987-88
	107	Spindle Graves, 1978-79
CAREER	387	Paul Graham, 1985-89
	364	Vic Alexander, 1981-85
	362	John Rhodes, 1980-84
	343	John Rhodes, 1984-88
	332	Leon Williams, 2004-pr.



SCORING LEADERS (SINCE 1946)

2006-07.....	Jerome Tillman, 467 pts. (14.6 ppg/32 games)
2005-06.....	Mychal Green, 382 pts. (12.7 ppg/30 games)
2004-05.....	Mychal Green, 466 pts. (15.0 ppg/32 games)
2003-04.....	Jaivon Harris, 452 pts. (15.1 ppg/30 games)
2002-03.....	Brandon Hunter, 644 pts. (21.5 ppg/30 games)
2001-02.....	Brandon Hunter, 451 pts. (17.3 ppg/26 games)
2000-01.....	Brandon Hunter, 543 pts. (18.1 ppg/30 games)
1999-2000.....	Sanjay Adell, 532 pts. (16.1 ppg/33 games)
1998-99.....	LaDrell Whitehead, 529 pts. (18.9 ppg/28 games)
1997-98.....	Sanjay Adell, 403 pts. (16.1 ppg/25 games)
1996-97.....	Geno Ford, 505 pts. (18.7 ppg/27 games)
1995-96.....	Geno Ford, 567 pts. (18.9 ppg/30 games)
1994-95.....	Gary Trent, 757 pts. (22.9 ppg/33 games)
1993-94.....	Gary Trent, 837 pts. (25.4 ppg/33 games)
1992-93.....	Gary Trent, 514 pts. (19.0 ppg/27 games)
1991-92.....	Lewis Geter, 548 pts. (20.9 ppg/28 games)
1990-91.....	Lewis Geter, 508 pts. (18.1 ppg/28 games)
1989-90.....	Dave Jamerson, 874 pts. (31.2 ppg/28 gms.)
1988-89.....	Paul Graham, 645 pts. (22.2 ppg/29 games)
1987-88.....	Paul Graham, 599 pts. (20.0 ppg/30 games)
1986-87.....	Paul Graham, 465 pts. (21.1 ppg/22 games)
1985-86.....	Robert Tatum, 516 pts. (17.2 ppg/30 games)
1984-85.....	Vic Alexander, 390 pts. (14.4 ppg/27 games)
1983-84.....	Vic Alexander, 357 pts. (12.8 ppg/28 games)
1982-83.....	John Devereaux, 453 pts. (14.2 ppg/32 games)
1981-82.....	Kirk Lehman, 332 pts. (12.3 ppg/27 games)
1980-81.....	Tim Woodson, 349 pts. (13.4 ppg/26 games)
1979-80.....	Kirk Lehman, 457 pts. (17.6 ppg/26 games)
1978-79.....	Tim Joyce, 594 pts. (22.0 ppg/27 games)
1977-78.....	Tim Joyce, 548 pts. (21.9 ppg/25 games)
1976-77.....	Steve Skaggs, 482 pts. (19.3 ppg/25 games)
1975-76.....	Scott Love, 393 pts. (15.7 ppg/25 games)
1974-75.....	Walter Luckett, 657 pts. (25.2 ppg/26 games)
1973-74.....	Walter Luckett, 617 pts. (22.8 ppg/27 games)
1972-73.....	George Green, 367 pts. (14.1 ppg/26 games)
1971-72.....	Tom Corde, 450 pts. (17.3 ppg/26 games)
1970-71.....	Ken Kowall, 502 pts. (20.9 ppg/24 games)
1969-70.....	John Canine, 471 pts. (18.8 ppg/25 games)
1968-69.....	Gerald McKee, 485 pts. (18.7 ppg/26 games)
1967-68.....	Gerald McKee, 419 pts. (20.0 ppg/21 games)
1966-67.....	Gerald McKee, 406 pts. (17.7 ppg/23 games)
1965-66.....	Ken Fowlkes, 322 pts. (16.1 ppg/20 games)
1964-65.....	Don Hilt, 493 pts. (19.0 ppg/26 games)
1963-64.....	Jerry Jackson, 475 pts. (17.6 ppg/27 games)
1962-63.....	Jerry Jackson, 367 pts. (15.3 ppg/24 games)
1961-62.....	Jerry Jackson, 363 pts. (15.8 ppg/23 games)
1960-61.....	Larry Kruger, 447 pts. (18.6 ppg/24 games)
1959-60.....	Bunk Adams, 411 pts. (16.4 ppg/25 games)
1958-59.....	Bunk Adams, 347 pts. (14.4 ppg/24 games)
1957-58.....	Bob Peters, 298 pts. (12.4 ppg/24 games)
1956-57.....	Fred Moore, 453 pts. (19.7 ppg/23 games)
1955-56.....	Scott Griesheimer, 327 pts. (14.2 ppg/23 games)
1954-55.....	Fred Moore, 327 pts. (15.5 ppg/21 games)
1953-54.....	Lou Sawchik, 381 pts. (17.3 ppg/22 games)
1952-53.....	Jim Betts, 400 pts. (18.2 ppg/22 games)
1951-52.....	Glen Hursey, 371 pts. (15.5 ppg/24 games)
1950-51.....	Glen Hursey, 290 pts. (12.8 ppg/24 games)
1949-50.....	Dick Garrison, 261 pts. (13.1 ppg/20 games)
1948-49.....	Bob Johnson, 242 pts. (11.0 ppg/22 games)
1947-48.....	Dick Shrider, 311 pts. (16.4 ppg/19 games)
1946-47.....	Dick Shrider, 262 pts. (11.4 ppg/23 games)

REBOUNTING LEADERS (SINCE 1952)


2006-07.....	Leon Williams, 283 rebs. (8.8 rpg/32 games)
2005-06.....	Leon Williams, 209 rebs. (6.9 rpg/30 games)
2004-05.....	Leon Williams, 274 rebs. (8.6 rpg/32 games)
2003-04.....	Jaivon Harris, 138 rebs. (4.6 rpg/30 games)
2002-03.....	Brandon Hunter, 378 rebs. (12.6 rpg/30 games)
2001-02.....	Brandon Hunter, 237 rebs. (9.1 rpg/26 games)
2000-01.....	Brandon Hunter, 282 rebs. (9.4 rpg/30 games)
1999-2000.....	Shaun Stonerook, 387 rebs. (11.7 rpg/33 games)
1998-99.....	Shaun Stonerook, 256 rebs. (9.1 rpg/28 games)
1997-98.....	Basra Fakhir, 205 rebs. (7.9 rpg/26 games)
.....	Diante Flenorl, 197 rebs. (7.9 rpg/25 games)
1996-97.....	Ed Sears, 176 rebs. (6.5 rpg/27 games)
1995-96.....	Curtis Simmons, 212 rebs. (7.9 rpg/27 games)
1994-95.....	Gary Trent, 423 rebs. (12.8 rpg/33 games)
1993-94.....	Gary Trent, 377 rebs. (11.4 rpg/33 games)
1992-93.....	Gary Trent, 250 rebs. (9.3 rpg/27 games)
1991-92.....	Lewis Geter, 236 rebs. (8.4 ppg/28 games)
1990-91.....	Lewis Geter, 191 rebs. (6.8 rpg/28 games)
1989-90.....	Dave Jamerson, 179 rebs. (6.4 rpg/28 games)
1988-89.....	Paul Graham, 203 rebs. (7.0 rpg/29 games)
1987-88.....	John Rhodes, 281 rebs. (9.4 rpg/30 games)
1986-87.....	John Rhodes, 228 rebs. (8.1 rpg/28 games)
1985-86.....	John Rhodes, 197 rebs. (6.8 rpg/29 games)
1984-85.....	Vic Alexander, 195 rebs. (7.2 rpg/27 games)
1983-84.....	John Devereaux, 277 rebs. (10.3 rpg/27 games)
1982-83.....	John Devereaux, 312 rebs. (9.8 rpg/32 games)
1981-82.....	John Devereaux, 187 rebs. (6.9 rpg/27 games)
1980-81.....	John Devereaux, 181 rebs. (6.7 rpg/27 games)
1979-80.....	Spindle Graves, 138 rebs. (5.3 rpg/26 games)
1978-79.....	Brewer Gray, 225 rebs. (8.3 rpg/27 games)
1977-78.....	Brewer Gray, 230 rebs. (8.5 rpg/27 games)
1976-77.....	Steve Skaggs, 178 rebs. (7.1 rpg/25 games)
1975-76.....	Scott Love, 212 rebs. (8.5 rpg/25 games)
1974-75.....	George Green, 242 rebs. (9.3 rpg/26 games)
1973-74.....	George Green, 279 rebs. (10.3 rpg/27 games)
1972-73.....	Dave Ball, 191 rebs. (7.3 rpg/26 games)
1971-72.....	Denny Rusch, 170 rebs. (6.8 rpg/25 games)
1970-71.....	Craig Love, 291 rebs. (12.1 rpg/24 games)
1969-70.....	Craig Love, 322 rebs. (12.9 rpg/25 games)
1968-69.....	Gerald McKee, 250 rebs. (9.6 rpg/26 games)
1967-68.....	Gerald McKee, 203 rebs. (9.7 rpg/21 games)
1966-67.....	John Schroeder, 306 rebs. (13.3 rpg/23 games)
1965-66.....	John Schroeder, 273 rebs. (11.9 rpg/23 games)
1964-65.....	Don Hilt, 306 rebs. (11.8 rpg/26 games)
1963-64.....	Don Hilt, 280 rebs. (10.4 rpg/27 games)
1962-63.....	Don Hilt, 197 rebs. (8.2 rpg/24 games)
1961-62.....	Jerry Jackson, 220 rebs. (9.6 rpg/23 games)
1960-61.....	Bunk Adams, 308 rebs. (12.8 rpg/24 games)
1959-60.....	Howard Jolliff, 468 rebs. (18.7 rpg/25 games)
1958-59.....	Dave Scott, 319 rebs. (13.3 rpg/24 games)
1957-58.....	Dave Scott, 287 rebs. (11.9 rpg/24 games)
1956-57.....	Dave Scott, 298 rebs. (13.0 rpg/23 games)
1955-56.....	Scott Griesheimer, 194 rebs. (8.4 rpg/23 games)
1954-55.....	Dick Garrison, 200 rebs. (9.5 rpg/21 games)
1953-54.....	Lou Sawchik, 306 rebs. (13.9 rpg/22 games)
1952-53.....	Jim Betts, 310 rebs. (14.1 rpg/22 games)



YEAR	COACH	OVERALL	MAC	YEAR	COACH	OVERALL	MAC	YEAR	COACH	OVERALL	MAC
1907-08	James C. Jones	7-4	n/a	1941-42	"Dutch" Trautwein	12-9	n/a	1975-76	Dale Bandy	11-15	7-9
1908-09	James C. Jones	1-1	n/a	1942-43	"Dutch" Trautwein	11-7	n/a	1976-77	Dale Bandy	9-17	4-12
1909-10	James C. Jones	2-5	n/a	1943-44	"Dutch" Trautwein	9-7	n/a	1977-78	Dale Bandy	13-14	6-10
1910-11	James Corbett	3-4	n/a	1944-45	"Dutch" Trautwein	11-8	n/a	1978-79	Dale Bandy	16-11	10-6
1911-12	Arthur W. Hinaman	2-9	n/a	1945-46	"Dutch" Trautwein	15-5	n/a	1979-80	Dale Bandy	8-18	5-11
1912-13	C.M. Douthit	5-8	n/a	1946-47	"Dutch" Trautwein	13-10	5-3	1980-81	Danny Nee	7-20	6-10
1913-14	Mark B. Banks	3-10	n/a	1947-48	"Dutch" Trautwein	10-10	4-4	1981-82	Danny Nee	13-14	12-6
1914-15	Mark B. Banks	11-4	n/a	1948-49	"Dutch" Trautwein	6-16	2-8	1982-83	Danny Nee	23-9	12-6
1915-16	Mark B. Banks	8-7	n/a	1949-50	Jim Snyder	6-14	3-7	1983-84	Danny Nee	20-8	14-4
1916-17	Mark B. Banks	2-14	n/a	1950-51	Jim Snyder	13-11	4-4	1984-85	Danny Nee	22-8	14-4
1917-18	Mark B. Banks	4-8	n/a	1951-52	Jim Snyder	12-12	6-6	1985-86	Danny Nee	22-8	14-4
1918-19	Frank B. Gullum	5-4	n/a	1952-53	Jim Snyder	9-13	4-8	1986-87	Billy Hahn	14-14	7-9
1919-20	Frank B. Gullum	5-6	n/a	1953-54	Jim Snyder	12-10	5-7	1987-88	Billy Hahn	16-14	9-7
1920-21	R.W. Finsterwald	15-2	n/a	1954-55	Jim Snyder	16-5	9-5	1988-89	Billy Hahn	12-17	6-10
1921-22	R.W. Finsterwald	19-4	n/a	1955-56	Jim Snyder	13-11	5-7	1989-90	Larry Hunter	12-16	5-11
1922-23	Butch Grover	11-8	n/a	1956-57	Jim Snyder	15-8	7-5	1990-91	Larry Hunter	16-12	9-7
1923-24	Butch Grover	16-5	n/a	1957-58	Jim Snyder	16-8	7-5	1991-92	Larry Hunter	18-10	10-6
1924-25	Butch Grover	12-6	n/a	1958-59	Jim Snyder	14-10	10-2	1992-93	Larry Hunter	14-13	11-7
1925-26	Butch Grover	15-9	n/a	1959-60	Jim Snyder	17-8	10-2	1993-94	Larry Hunter	25-8	14-4
1926-27	Butch Grover	8-13	n/a	1960-61	Jim Snyder	17-7	10-2	1994-95	Larry Hunter	24-10	13-5
1927-28	Butch Grover	10-10	n/a	1961-62	Jim Snyder	13-10	8-4	1995-96	Larry Hunter	16-14	11-7
1928-29	Butch Grover	10-10	n/a	1962-63	Jim Snyder	13-11	8-4	1996-97	Larry Hunter	17-10	12-6
1929-30	Butch Grover	12-9	n/a	1963-64	Jim Snyder	21-6	10-2	1997-98	Larry Hunter	5-21	3-15
1930-31	Butch Grover	12-4	n/a	1964-65	Jim Snyder	19-7	11-1	1998-99	Larry Hunter	18-10	12-6
1931-32	Butch Grover	11-10	n/a	1965-66	Jim Snyder	13-10	6-6	1999-2000	Larry Hunter	20-13	11-7
1932-33	Butch Grover	16-4	n/a	1966-67	Jim Snyder	8-15	4-8	2000-01	Larry Hunter	19-11	12-6
1933-34	Butch Grover	5-14	n/a	1967-68	Jim Snyder	7-16	3-9	2001-02	Tim O'Shea	17-11	11-7
1934-35	Butch Grover	11-9	n/a	1968-69	Jim Snyder	17-9	9-3	2002-03	Tim O'Shea	14-16	8-10
1935-36	Butch Grover	13-7	n/a	1969-70	Jim Snyder	20-5	9-1	2003-04	Tim O'Shea	10-20	7-11
1936-37	Butch Grover	18-3	n/a	1970-71	Jim Snyder	17-7	6-4	2004-05	Tim O'Shea	21-11	11-7
1937-38	Butch Grover	12-8	n/a	1971-72	Jim Snyder	15-11	7-3	2005-06	Tim O'Shea	19-11	10-8
1938-39	"Dutch" Trautwein	12-8	n/a	1972-73	Jim Snyder	16-10	6-5	2006-07	Tim O'Shea	19-13	9-7
1939-40	"Dutch" Trautwein	19-6	n/a	1973-74	Jim Snyder	16-11	9-3				
1940-41	"Dutch" Trautwein	18-4	n/a	1974-75	Dale Bandy	12-14	4-10				

COACH	SEASONS	OVERALL	MAC
James C. Jones	1907-10 (3 yrs)	10-10 (.500)	n/a
James Corbett	1910-11 (1 yr)	3-4 (.428)	n/a
Arthur W. Hinaman	1911-12 (1 yr)	2-9 (.181)	n/a
C.M. Douthit	1912-13 (1 yr)	5-8 (.384)	n/a
Mark B. Banks	1913-18 (5 yrs.)	28-43 (.394)	n/a
Frank B. Gullum	1918-20 (2 yrs)	10-10 (.500)	n/a
Russell W.Finsterwald	1920-22 (2 yrs)	34-6 (.850)	n/a
Butch Grover	1922-38 (16 yrs)	192-129 (.598)	n/a
"Dutch" Trautwein	1938-49 (11 yrs)	136-90 (.601)	10-15 (.400)
Jim Snyder	1949-74 (25 yrs)	355-245 (.592)	176-113 (.608)
Dale Bandy	1974-80 (6 yrs)	69-89 (.436)	36-58 (.382)
Danny Nee	1980-86 (6 yrs)	107-67 (.614)	72-34 (.679)
Billy Hahn	1986-89 (3 yrs)	42-45 (.482)	22-26 (.458)
Larry Hunter	1989-2001 (12 yrs)	204-148 (.580)	123-87 (.586)
Tim O'Shea	2001-07 (6 yrs)	100-82 (.549)	56-50 (.528)
Totals	1907-2006 (100 yrs)	1,297-995 (.566)	484-378 (.561)

Bold indicates school record (minimum three years for percentage records)



CONVOCATION CENTER RECORDS

POINTS

Ohio Player	60Dave Jamerson
	vs. Charleston (WV), 12/21/89
Visiting Player	50Scott Tedder
	Ohio Wesleyan, 11/28/87
Ohio Team	122vs. Central Michigan, 2/5/98
Visiting Team	122Ohio Wesleyan, 11/28/87

FEWEST POINTS

Ohio Team	42vs. Charleston (WV), 12/29/80
Visiting Team	31Marietta, 1/9/73

FIELD GOALS MADE

Ohio Player	17Gary Trent
	vs. Bowling Green, 2/19/94
	17Dave Jamerson
	vs. Ohio Wesleyan, 11/28/87
	17Gerald McKee
	vs. Toledo, 2/5/69
Visiting Player	19Scott Tedder
	Ohio Wesleyan, 12/28/87
Ohio Team	46vs. West Virginia, 2/8/72
Visiting Team	46Ohio Wesleyan, 11/28/87

FIELD GOALS ATTEMPTED

Ohio Player	32Gerald McKee
	vs. Toledo, 2/5/69
Visiting Player	32Rick Mount
	Purdue, 12/1/69
Ohio Team	104vs. Western Michigan, 2/17/73
	104vs. Eastern Michigan, 1/16/73

FIELD GOAL PERCENTAGE (MIN. 5 FGM)

Ohio Player	5-5 (1.000)three times
	last, Jeff Boals vs. Toledo, 2/27/94
Visiting Player	6-6 (1.000)Greg Rapp
	W. Michigan, 1/24/87
Ohio Team	32-50 (.640)vs. Ball State, 2/13/88
Visiting Team	6-68 (.676)Ohio Wesleyan, 11/28/87

THREE-POINT FIELD GOALS MADE

Ohio	14Dave Jamerson
	vs. Charleston, 12/21/89
Visiting Player	6Scott Sanders
	Central Michigan, 1/13/90
	6Jeff Sass
	Bluffton, 1/2/88
	6Scott Sanders
	Central Michigan, 1/13/90
Ohio Team	16vs. St. Bonaventure, 12/31/02
Visiting Team	13St. Bonaventure, 12/31/02
	13Central Michigan, 1/13/90

THREE-POINT FIELD GOALS ATTEMPTED

Ohio	17Dave Jamerson
	vs. Charleston (WV), 12/21/89
Visiting Player	14Tom Pipkins
	Duquesne, 12/30/94
Ohio Team	32vs. Bowling Green, 1/9/91
Visiting Team	33St. Bonaventure, 12/31/02

THREE-POINT PERCENTAGE (MIN. 3 FGM)

Ohio Player	4-4 (1.000)by Jaivon Harris
	vs. Virginia, 2/26/03
	4-4 (1.000)Gus Johnson
	vs. Youngstown St., 12/20/93
Visiting Player	5-5 (1.000)Bill Edwards
	Wright St., 12/21/92
Ohio Team	15-19 (.789)vs. Charleston, 12/21/89

FREE THROWS MADE

Ohio	15Gary Trent
	vs. Akron, 1/21/95
	15Lewis Geter
	vs. Youngstown, 12/17/90
Visiting Player	13Skip Henderson
	Marshall, 12/7/87
Ohio Team	39vs. Akron, 1/21/95

FREE THROWS ATTEMPTED

Ohio Player	23Brandon Hunter
	vs. Akron, 1/8/03
Visiting Player	16Skip Henderson
	Marshall, 12/7/87
Ohio Team	52vs. Bowling Green, 12/2/98

FREE THROW PERCENTAGE

Ohio Player	12-12 (1.000)Robert Tatum
	vs. Ball St., 2/27/85
Visiting Player	12-12 (1.000)Ebon Sanders
	W. Michigan, 1/20/93
Ohio Team	8-8 (1.000) vs. Bowling Green, 1/25/89
Visiting Team	9-9 (1.000)Miami, 2/18/87

REBOUNDS

Ohio Player	26Brandon Hunter
	vs. Akron, 1/8/03
Ohio Team	77vs. Western Michigan, 2/17/73

ASSISTS

Ohio Player	16Dennis Whitaker
	vs. W. Michigan, 2/20/88
Ohio Team	29vs. Central Michigan, 1/28/95
Visiting Team	33Toledo, 1/12/74

STEALS

Ohio Player	9by Steve Esterkamp
	vs. Marshall, 2/2/02

BLOCKED SHOTS

Ohio Player	9Jason Terry
	Robert Morris, 12/11/93
	9Jason Terry
	Toledo, 2/15/95
	9Greg Rapp
	W. Michigan, 1/24/87
	9Jason Terry
	Kent State, 2/7/96
Visiting Player	7Brad Sellers
	Ohio State, 3/14/86

PERSONAL FOULS

Ohio Team	32vs. Akron, 1/8/03
	32vs. Western Michigan, 1/20/93
	32vs. Marshall, 12/7/87
	32vs. Miami, 1/22/72
Visiting Team	35Cal-Northridge, 12/17/97

FOULED OUT

Ohio Team	4vs. Akron, 1/8/03
	4vs. Northern Illinois, 1/19/80
Visiting Team	5Akron, 1/8/03

MOST TURNOVERS

Ohio Team	39vs. Ohio Wesleyan, 11/28/87
Visiting Team	38Ohio Wesleyan, 11/28/87

FEWEST TURNOVERS

Ohio Team	5vs. Bowling Green, 1/12/85
	5vs. Marshall, 2/2/02

ATTENDANCE

Game	14,102vs. Bowling Green, 2/28/70
	13,083vs. Kentucky, 12/30/97
	13,021vs. Miami, 2/15/97
	12,824vs. Miami, 1/8/94
Season	113,4271994-95
	103,9781996-97
	100,5951971-72
	97,1601999-2000




SCHOOL	G	W-L	PCT.	FIRST	LAST
Akron	54	29-25	.537	1911-12	2006-07
Allegheny	2	0-2	.000	1915-16	1915-16
American	2	1-1	.500	2004-05	2005-06
Anderson	1	1-0	1.000	1986-87	1986-87
Antioch	2	2-0	1.000	1913-14	1916-17
Appalachian State	1	1-0	1.000	1991-92	1991-92
Arizona	1	1-0	1.000	1955-56	1955-56
Arizona State	2	2-0	1.000	1956-57	2000-01
Army	2	1-1	.500	1963-64	1968-69
Auburn	1	0-1	.000	1990-91	1990-91
Austin Peay	1	1-0	1.000	1956-57	1956-57
Baldwin-Wallace	11	9-2	.818	1914-15	1956-57
Ball State	66	36-30	.545	1969-70	2006-07
Baltimore	1	1-0	1.000	1939-40	1939-40
Bellarmine	1	1-0	1.000	2006-07	2006-07
Beloit	1	0-1	.000	1907-08	1907-08
Binghamton	1	1-0	1.000	2004-05	2004-05
Bethany	1	1-0	1.000	1907-08	1907-08
Bluffton	1	1-0	1.000	1987-88	1987-88
Boston University	4	0-4	.000	1987-88	2003-04
Bowling Green	123	58-65	.472	1921-22	2006-07
Bradley	3	2-1	.667	1980-81	1999-00
Broaddus	1	1-0	1.000	1930-31	1930-31
Brooklyn	2	2-0	1.000	1982-83	1983-84
Brown	3	3-0	1.000	1965-66	2003-04
Buffalo	22	18-4	.818	1929-30	2006-07
Butler	10	2-8	.200	1946-47	2004-05
California-Irvine	2	1-1	.500	1994-95	2003-04
Cal. St.-Fullerton	1	0-1	.000	1979-80	1979-80
Cal. St.-Northridge	2	2-0	1.000	1996-97	1997-98
Canisius	3	1-2	.333	1961-62	1980-81
Capital	11	8-3	.727	1907-08	1988-89
Carnegie Tech	1	0-1	.000	1910-11	1910-11
Case Tech	4	4-0	1.000	1936-37	1956-57
Cedarville	2	2-0	1.000	1950-51	1950-51
Central Florida	2	2-0	1.000	1998-99	1999-00
Central Michigan	64	41-23	.641	1972-73	2006-07
Centre	1	1-0	1.000	1927-28	1927-28
Chaminade	1	1-0	1.000	1993-94	1993-94
Charleston (W.Va.)	6	5-1	.833	1980-81	1992-93
Cincinnati	77	38-39	.494	1907-08	2006-07
CCNY	1	1-0	1.000	1940-41	1940-41
Cleveland State	12	10-2	.833	1972-73	1999-00
Colorado State	2	2-0	1.000	1990-91	1991-92
Connecticut	2	1-1	.500	1979-80	1993-94
Coppin State	2	2-0	1.000	1995-96	2003-04
Cornell	3	2-1	.667	1930-31	1972-73
Creighton	1	0-1	.000	1962-63	1962-63
Davidson	3	0-3	.000	1964-65	2006-07
Dayton	32	20-12	.625	1912-13	1957-58
Denison	37	11-26	.297	1909-10	1963-64
DePaul	8	2-6	.250	1959-60	2003-04
DePauw	5	3-2	.600	1930-31	1965-66
Detroit	2	2-1	.667	1971-72	2005-06
Drexel	1	1-0	1.000	1988-89	1988-89
Duke	1	0-1	.000	1983-84	1983-84
Duquesne	13	7-6	.538	1939-40	2004-05
East Carolina	2	0-2	.000	1980-81	1981-82
Eastern Kentucky	3	3-0	1.000	1984-85	1989-90
Eastern Michigan	61	41-20	.672	1972-73	2006-07
East Tennessee State	1	0-1	.000	1956-57	1956-57

SCHOOL	G	W-L	PCT.	FIRST	LAST
Evansville	4	2-2	.500	1940-41	1990-91
Fairfield	3	1-2	.333	1973-74	1975-76
Findlay	1	1-0	1.000	1941-42	1941-42
Florida	3	1-2	.333	1926-27	2004-05
Florida International	1	0-1	.000	2004-05	2004-05
Florida Southern	1	1-0	1.000	1964-65	1964-65
Florida State	2	1-1	.500	1957-58	1974-75
Fordham	1	1-0	1.000	1989-90	1989-90
Fresno State	1	1-0	1.000	1969-70	1969-70
Gannon	2	2-0	1.000	1944-45	1953-54
Georgetown (Ky.)	1	1-0	1.000	1955-56	1955-56
George Washington	5	3-2	.600	1938-39	1999-00
Georgia Tech	1	0-1	.000	1959-60	1959-60
Glenville (W.Va.) St.	1	1-0	1.000	1936-37	1936-37
Gonzaga	1	0-1	.000	1999-00	1999-00
Grambling	1	1-0	1.000	1977-78	1977-78
Heidelberg	7	5-2	.714	1912-13	1984-85
Hiram	5	2-3	.400	1909-10	1924-25
Hofstra	2	2-0	1.000	1985-86	1986-87
Houston	1	1-0	1.000	1999-00	1999-00
Idaho	1	0-1	.000	1967-68	1967-68
Illinois	2	0-2	.000	1953-54	1980-81
Illinois-Chicago	3	1-2	.333	1980-81	1998-99
Illinois State	4	2-2	.500	1970-71	1996-97
Indiana	14	5-9	.357	1955-56	1993-94
Iowa	6	1-5	.167	1962-63	1999-00
Kansas	1	0-1	.000	1984-85	1984-85
Kansas State	1	0-1	.000	1992-93	1992-93
Kent State	122	84-38	.689	1949-50	2006-07
Kentucky	15	1-14	.067	1943-44	2005-06
Kentucky Wesleyan	1	1-0	1.000	1957-58	1957-58
Kenyon	22	13-9	.590	1907-08	1924-25
Lake Forest	1	0-1	.000	1951-52	1951-52
La Salle	2	2-0	1.000	1985-86	1993-94
Long Island	2	1-1	.500	1940-41	2001-02
Louisville	11	3-8	.272	1946-47	2006-07
Loyola-Baltimore	1	1-0	1.000	1981-82	1981-82
Loyola-Chicago	21	10-11	.476	1954-56	1978-79
MacMurray	3	3-0	1.000	1966-67	1971-72
Manchester	4	0-4	.000	1926-27	1927-28
Manhattan	1	1-0	1.000	1983-84	1983-84
Marietta	91	73-18	.802	1909-10	1985-86
Marist	2	2-0	1.000	2005-06	2006-07
Marshall	93	50-43	.538	1930-31	2006-07
Marquette	3	0-3	.000	1971-72	1981-82
Maryland	1	0-1	.000	1981-82	1981-82
Massachusetts	1	0-1	.000	1975-76	1975-76
Mercer	2	1-1	.500	1990-91	2003-04
Miami (Fla.)	2	1-1	.500	1965-66	1969-70
Miami	178	92-86	.517	1907-08	2006-07
Michigan	3	0-3	.000	1963-64	1971-72
Michigan State	1	0-1	.000	1931-32	1931-32
Middle Tennessee St.	1	1-0	1.000	1958-59	1958-59
Minnesota	2	0-2	.000	1966-67	1967-68
Missouri	5	1-4	.200	1970-71	1988-89
Montana State	1	0-1	.000	1997-98	1997-98
Morehead State	23	17-6	.739	1948-49	1988-89
Morris Harvey	5	5-0	1.000	1946-47	1958-59
Mount Union	9	3-6	.333	1916-17	1949-50
Muskingum	36	26-10	.722	1910-11	1971-72
Navy	6	5-1	.833	1985-86	2004-05

SCHOOL	G	W-L	PCT.	FIRST	LAST
Nebraska	3	0-3	.000	1957-58	1993-94
Nevada-Las Vegas	1	0-1	.000	1986-87	1986-87
New Mexico State	2	1-1	.500	1994-95	2006-07
Niagara	4	2-2	.500	1958-59	2000-01
North Carolina	2	1-1	.500	1985-86	2001-02
North Carolina A&T	1	1-0	1.000	2006-07	2006-07
UNC Wilmington	4	3-1	.750	1980-81	1988-89
North Texas	1	1-0	1.000	1990-91	1990-91
Northern Illinois	40	24-16	.600	1964-65	2006-07
Northwestern	13	5-8	.384	1964-65	1976-77
Notre Dame	3	1-2	.333	1959-60	1969-70
Oakland	2	2-0	1.000	2000-01	2001-02
Oberlin	6	2-4	.333	1914-15	1925-26
Ohio Dominican	2	2-0	1.000	1993-94	1994-95
Ohio Northern	9	9-0	1.000	1914-15	1924-25
Ohio State	21	5-16	.238	1925-26	1994-95
Ohio Wesleyan	70	36-34	.514	1910-11	1987-88
Oklahoma City	1	0-1	.000	1976-77	1976-77
Old Dominion	1	1-0	1.000	1995-96	1995-96
Otterbein	17	14-3	.823	1908-09	1976-77
Pennsylvania	1	1-0	1.000	1983-84	1983-84
Penn State	2	2-0	1.000	1973-74	1974-75
Pepperdine	1	0-1	.000	2000-01	2000-01
Pitt	3	1-2	.333	1952-53	1976-77
Portland	2	1-1	.500	1967-68	1999-00
Princeton	2	1-1	.500	1995-96	1999-00
Providence	2	1-1	.500	1982-83	2002-03
Purdue	6	2-4	.333	1964-65	1969-70
Radford	4	3-1	.750	1981-82	1997-98
Rhode Island	6	3-3	.500	1977-78	2006-07
Rider	2	1-1	.500	1989-90	1990-91
Rio Grande	5	5-0	1.000	1925-26	2000-01
Robert Morris	6	4-2	.667	1978-79	1993-94
Rollins	2	2-0	1.000	1970-71	1991-92
St. Bonaventure	7	2-5	.286	1962-63	2006-07
St. Francis (Pa.)	9	8-1	.889	1959-60	2005-06
St. John's (N.Y.)	4	1-3	.250	1945-46	1982-83
St. Joseph's (Pa.)	4	3-1	.750	1938-39	2006-07
St. Lawrence	1	0-1	.000	1910-11	1910-11
St. Mary's (Calif.)	2	2-0	1.000	1982-83	1992-93
Salem (W.Va.) College	1	1-0	1.000	1922-23	1922-23
Samford	2	1-1	.500	2005-06	2006-07
San Francisco	2	1-1	.500	2003-04	2004-05
San Francisco State	3	3-0	1.000	1964-65	1974-75
Scranton	2	2-0	1.000	1938-39	1939-40
Seattle	2	1-1	.500	1965-66	1967-68
Seton Hall	1	1-0	1.000	1970-71	1970-71
Shippensburg	1	1-0	1.000	2005-06	2005-06
Siena	1	1-0	1.000	1983-84	1983-84
South Dakota	1	1-0	1.000	1960-61	1960-61
Southern California	1	0-1	.000	1973-74	1973-74
Southern Illinois	4	3-1	.750	1958-59	1972-73
Southern Methodist	1	0-1	.000	1977-78	1977-78
South Florida	1	1-0	1.000	1974-75	1974-75
Southwestern Louisiana	1	0-1	.000	1977-78	1977-78
Stanford	1	1-0	1.000	1992-93	1992-93
Stetson	1	1-0	1.000	1978-79	1978-79
Syracuse	2	1-1	.500	1929-30	1998-99
Tennessee	4	2-2	.500	1925-26	1987-88
Texas	1	0-1	.000	1969-70	1969-70
Texas Christian	2	2-0	1.000	1977-78	1995-96

SCHOOL	G	W-L	PCT.	FIRST	LAST
Toledo	112	60-52	.536	1931-32	2006-07
Tri-State	1	1-0	1.000	1986-87	1986-87
Tulane	1	1-0	1.000	1976-77	1976-77
UCLA	2	0-2	.000	1973-74	1996-97
Utah	1	0-1	.000	1973-74	1973-74
Utah State	1	1-0	1.000	1958-59	1958-59
Valparaiso	1	1-0	1.000	1972-73	1972-73
Vanderbilt	1	0-1	.000	1987-88	1987-88
Vermont	1	0-1	.000	2001-02	2001-02
Villanova	1	0-1	.000	1939-40	1939-40
Virginia	3	2-1	.667	1994-95	2002-03
Virginia Commonwealth	1	1-0	1.000	1969-70	1969-70
Virginia Mil. Institute	1	1-0	1.000	1971-72	1971-72
Virginia Tech	8	2-6	.250	1966-67	1979-80
Wabash	2	2-0	1.000	1931-32	1939-40
Wagner	2	2-0	1.000	1985-86	1986-87
Wake Forest	1	0-1	.000	1999-00	1999-00
Washington & Jefferson	8	4-4	.500	1937-38	1953-54
Washington & Lee	1	1-0	1.000	1957-58	1957-58
Washington State	1	0-1	.000	1989-90	1989-90
Wayne State (Mich.)	4	3-1	.750	1946-47	1947-48
Western Kentucky	4	1-3	.250	1940-41	1959-60
Western Michigan	116	58-58	.500	1939-40	2006-07
Western Reserve	29	20-9	.689	1911-12	1954-55
West Liberty	2	2-0	1.000	1928-29	1929-30
Westminster	1	1-0	1.000	1931-32	1931-32
West Texas State	1	1-0	1.000	1968-69	1968-69
West Virginia	15	8-7	.533	1907-08	2000-01
West Virginia Wesleyan	5	5-0	1.000	1915-16	1970-71
Wichita State	2	1-1	.500	1961-62	1984-85
Wilmington	9	8-1	.888	1907-08	1998-99
Wisconsin	11	2-9	.182	1963-64	2003-04
Wisconsin-Green Bay	1	1-0	1.000	1981-82	1981-82
Wittenberg	35	21-14	.600	1909-10	1960-61
Wooster	7	2-5	.285	1911-12	1917-18
Wright State	8	6-2	.750	1990-91	1997-98
Wyoming	1	0-1	.000	1991-92	1991-92
Xavier	33	20-13	.606	1920-21	1995-96
Yale	1	1-0	1.000	2006-07	2006-07
Youngstown State	18	14-4	.778	1940-41	1993-94



Head Coach:
James C. Jones
Three years
10-10 (.500)

1907-08 (7-4) Independent	
PARKERSBURG YMCA	W 46-9
at Parkersburg YMCA	W 25-13
STARLING-O.M.U.	W 45-14
CAPITAL	W 24-16
W. VIRGINIA	W 22-20
CINCINNATI	L 20-22
at Wilmington	L 16-17
at Cincinnati	L 10-47
at Miami	L 8-24
KENYON	W 33-19
BETHANY	W 48-14

1908-09 (1-1) Independent	
OTTERBEIN	W 24-21
KENYON	L 19-32

1909-10 (2-5) Independent	
at Denison	L 19-39
DENISON	L 14-26
at Hiram	L 10-36
WITTENBERG	L 15-13
CAPITAL	W 26-17
KENYON	W 27-8
MARIETTA	L 21-22

Head Coach:
James Corbett
One year
3-4 (.429)

1910-11 (3-4) Independent	
MUSKINGUM	W 28-21
at Ohio Wesleyan	L 18-67
CARNEGIE TECH	L 23-26
DENISON	L 5-18
WITTENBERG	W 40-12
ST. LAWRENCE	L 15-18
MARIETTA	W 15-12

Head Coach:
Arthur W. Hinaman
One year
2-9 (.181)

1911-12 (2-9) OAC Member	
MARIETTA	L 18-24
at Muskingum	L 12-31
at Kenyon	L 36-40
WITTENBERG	W 27-12
OHIO WESLEYAN	L 27-39
OTTERBEIN	W 24-21
at Hiram	L 25-68
at Wooster	L 11-34
at Marietta	L 32-37
AKRON	L 18-21
WESTERN RESERVE	L 21-23

Head Coach:
C.M. Douthitt
One year
5-8 (.385)

1912-13 (5-8) OAC Member	
at Dayton	L 25-67
OHIO WESLEYAN	L 14-58
MARIETTA	W 32-28
ANTIOCH	W 19-16
OTTERBEIN	W 27-24
DENISON	L 17-59
HEIDELBERG	L 18-25
at Wittenberg	L 20-24
at Kenyon	W 35-22
at Akron	L 12-30
at Wooster	L 23-41
at Marietta	L 18-42
WESTERN RESERVE	W 36-20

Head Coach:
Mark B. Banks
Five years
28-43 (.394)

1913-14 (3-10) OAC Member	
KENYON	L 15-27
DAYTON	L 16-22
at Miami	L 9-49
DENISON	L 13-40
WITTENBERG	W 40-21
OTTERBEIN	W 23-21
HEIDELBERG	L 23-52
HIRAM	L 21-28
MIAMI	L 16-32
OHIO WESLEYAN	L 17-40
at Otterbein	L 15-36
at Kenyon	L 29-38
MARIETTA	W 23-20

1914-15 (11-4) OAC Member	
OHIO NORTHERN	W 35-26
at Denison	L 27-40

BALDWIN-WALLACE	W 36-26
at Wittenberg	W 30-26
at Kenyon	W 35-27
at Baldwin-Wallace	L 23-30
at Wooster	L 22-25
MIAMI	W 42-15
CINCINNATI	W 50-13
OBERLIN	L 25-39
KENYON	W 29-29
WOOSTER	W 51-20
OTTERBEIN	W 46-29
at Cincinnati	W 32-10
at Miami	W 28-27

1915-16 (8-7) OAC Member	
at Ohio Wesleyan	L 16-23
WITTENBERG	L 17-29
WOOSTER	W 33-13
W. VA. WESLEYAN	W 36-22
at Akron	W 33-23
at Kenyon	W 33-27
OHIO NORTHERN	W 45-17
at Allegheny	L 18-42
at Avon Collegians	L 32-36
at West Virginia	L 21-43
ALLEGHENY	L 20-42
WEST VIRGINIA	W 45-17
BUFFALO GERMANS	L 30-34
KENYON	W 36-19
BALDWIN-WALLACE	W 62-24

1916-17 (2-14) OAC Member	
WHEELING YMCA	L 22-38
WELLSBURG SCHOOL	L 20-29
ANTIOCH	W 20-19
at Kenyon	L 16-48
AKRON	L 22-28
at Wooster	L 24-28
AKRON	L 13-48
at Baldwin-Wallace	W 40-13
at Oberlin	L 17-33
MOUNT UNION	L 21-32
at Wittenberg	L 25-34
OHIO WESLEYAN	L 16-41
CINCINNATI	L 23-28
WEST VIRGINIA	L 21-30
WESTERN RESERVE	L 24-26
KENYON	L 15-48

1917-18 (4-8) OAC Member	
CAPITAL	L 24-35
at Denison	L 19-53
WITTENBERG	W 24-13
OHIO NORTHERN	W 36-17
at Marietta	L 11-49
OHIO WESLEYAN	L 7-19
at Cincinnati	W 26-14
WOOSTER	L 19-33
KENYON	W 25-19
MARIETTA	L 28-34
at Kenyon	L 25-30
at Ohio Wesleyan	L 20-22

Head Coach:
Frank B. Gullum
Two years
10-10 (.500)

1918-19 (5-4) OAC Member	
MARIETTA	W 34-9
DENISON	L 16-19
at Wittenberg	L 23-26
at Ohio Northern	W 42-10
BALDWIN-WALLACE	W 42-19
OHIO WESLEYAN	L 21-22
KENYON	W 31-16
at Heidelberg	W 42-19
at Ohio Wesleyan	L 24-38

1919-20 (5-6) OAC Member	
CAPITAL	W 24-25
at Kenyon	W 32-15
at Heidelberg	W 24-13
at Denison	L 26-38
MOUNT UNION	L 16-20
at Otterbein	L 16-17
CINCINNATI	L 20-31
AKRON	L 18-26
HEIDELBERG	W 35-25
WESTERN RESERVE	W 24-14
at Capital	L 15-16

Head Coach:
Russell W. Finsterwald
Two years
34-6 (.850)

1920-21 (15-2) OAC Champions	
at Xavier	W 54-13
at Miami	W 25-23
CAPITAL	W 38-18
at Cincinnati	W 28-13
at Marietta	W 18-15
at Kenyon	W 34-22
OTTERBEIN	W 46-13
ATHENS H.S.	W 33-16
MARSHALL	W 56-9
CAMP SHERMAN	W 61-18
at Capital	L 24-27
KENYON	W 53-20
OTTERBEIN	L 46-19
at Denison	L 23-25
MIAMI	W 36-16
MARIETTA	W 19-17
WITTENBERG	W 28-18

1921-22 (19-4) OAC Member	
BOWLING GREEN	W 41-19
BOWLING GREEN	W 38-11
at Baldwin-Wallace	W 36-14
at Syracuse Collegians	L 14-21
at Rochester Collegians	L 18-40
WILMINGTON	W 35-18
WILMINGTON	W 36-18
at Cincinnati	L 11-20
at Xavier	W 28-16
CAPITAL	W 43-7
OHIO NORTHERN	W 45-13
at Marietta	W 29-13
at Mount Union	W 28-20
at Western Reserve	W 36-28
XAVIER	W 34-32
CINCINNATI	W 33-13
at Ohio Northern	W 28-27
at Heidelberg	W 33-12
MARIETTA	W 39-12
MOUNT UNION	W 38-24
KENYON	W 48-16
at Denison	L 25-29
DENISON	W 36-16



Head Coach:
Butch Grover
16 years
192-129 (.598)

1922-23 (11-8) OAC Member	
BLISS	L 15-19
at Lancaster Petty Shoes	L 16-29
at Akron Firestone	L 12-22
at Geneva	W 43-24
at Canton Pure Oils	L 19-34
CINCINNATI	W 18-17
SALEM COLLEGE	W 22-21
OHIO NORTHERN	W 27-26
at Xavier	L 15-35
at Cincinnati	L 26-27
at Western Reserve	W 28-22
at Oberlin	L 20-21
XAVIER	L 17-18
at Marietta	W 29-14
ST. IGNATIUS	W 36-20
MARIETTA	W 32-15
OTTERBEIN	W 38-6
WESTERN RESERVE	W 41-30
at Wittenberg	W 41-27

1923-24 (16-5) OAC Member	
MONDMAUK-MILLS	W 31-19
BLISS	W 38-16
at Canton Sinclair Oil	L 19-44
at Akron Firestone	W 30-24
at Dover All-Stars	W 29-33
at Marion Isey Dairy	W 31-16
OBERLIN	W 34-32
at Marietta	W 27-24
at Xavier	L 31-32
at Cincinnati	W 21-18
at Denison	L 23-31
at Hiram	W 42-21
XAVIER	W 26-15
PRESBYTERIAN (Tenn.)	W 56-33
at Ohio Northern	W 35-23
WITTENBERG	W 30-21
at Ohio Wesleyan	L 20-22
CINCINNATI	W 24-13
MARIETTA	W 37-22
WESTERN RESERVE	W 40-21
OHIO WESLEYAN	W 28-27

1924-25 (12-6) OAC Member	
NEW LEXINGTON	W 26-12
at Lancaster Shoes	L 19-21
BLISS	W 27-22
CINCINNATI	W 34-27
at Ohio Wesleyan	L 30-40
MARIETTA	W 42-12
at Miami	W 34-20
OHIO NORTHERN	W 48-23
AKRON	W 40-26
OHIO WESLEYAN	W 37-30
DENISON	L 18-34
at Baldwin-Wallace	W 30-20
at Oberlin	L 13-31
MARIETTA	W 25-24
KENYON	L 36-37
at Kenyon	L 29-30
HIRAM	W 35-19
at Wittenberg	W 28-24

1925-26 (15-9) OAC Member	
MONDMAUK-MILLS	L 18-23
BLISS	W 56-24
at Ohio State	L 33-37
RIO GRANDE	W 48-30
at Mansfield Pets	W 38-24
at Mansfield Lumbermen	W 44-41
at Bliss	W 38-28
at Nelsonville YMCA	W 50-29
WITTENBERG	W 31-22
at Ohio Wesleyan	L 29-37
MIAMI	L 50-39
DENISON	W 33-21
at Marietta	L 12-16
CINCINNATI	L 27-29
at Wittenberg	L 32-33
OBERLIN	W 28-21
OHIO WESLEYAN	L 31-37
at Denison	W 24-17
TENNESSEE	W 50-30
at Miami	L 35-37
at Cincinnati	L 26-30
at Baldwin-Wallace	W 38-28
MARIETTA	W 46-19

at Akron	W 31-25
1926-27 (8-13, 3-7 BAA)	
RIO GRANDE	W 59-11
at Ohio State	L 26-38
BLISS	W 36-27
at Cincinnati YMCA	L 29-38
at Manchester	L 23-29
at Manchester	L 30-32
FLORIDA	W 38-29
at Wittenberg*	L 27-33
at Muskingum*	L 27-29
OHIO WESLEYAN*	L 27-41
at Cincinnati*	L 20-48
at Miami*	L 37-43
MUSKINGUM*	L 32-37
DENISON*	L 28-29
at Marietta	W 49-38
at Denison*	L 15-22
MIAMI*	W 45-36
at Ohio Wesleyan*	L 32-41
CINCINNATI*	W 36-29
MARIETTA	W 32-21
WITTENBERG*	W 40-31

1927-28 (10-10, 4-6 BAA)	
BLISS	W 44-17
MARIETTA	W 40-22
at Hamilton YMCA	W 35-30
at Cincinnati YMCA	L 21-40
at Manchester	L 17-39
at Manchester	L 18-38
at Cincinnati*	L 27-28
MUSKINGUM	L 19-54
OHIO WESLEYAN*	W 32-41
CENTRE	W 39-23
at Denison*	W 31-22
MIAMI*	W 36-22
at Wittenberg*	L 36-52
at Ohio Wesleyan*	L 29-30
at Marietta	W 53-16
WITTENBERG*	W 41-37
at Miami*	L 32-51
CINCINNATI*	W 46-33
at Muskingum	W 40-36
DENISON*	L 34-36

1928-29 (10-10, 3-7 BAA)	
BLISS	W 43-18
at Akron Goodyear	L 26-40
at New Philadelphia	L 24-38
at Bliss	W 24-21
at Marion Eagles	L 27-34
MARIETTA	W 37-24
at Ohio Wesleyan*	L 29-48
MUSKINGUM	W 48-25
WITTENBERG*	W 40-23
WEST LIBERTY	W 49-36
at Cincinnati*	L 27-38
at Miami*	L 29-40
at Denison*	L 23-38
MARIETTA	W 47-20
OHIO WESLEYAN*	W 40-38
at Wittenberg*	L 26-29
at Muskingum	W 40-28
MIAMI*	W 38-32
CINCINNATI*	L 36-38
DENISON*	L 26-28

1929-30 (12-9, 4-4 BAA)	
BLISS	W 48-27
at Ohio State	L 24-26
at Buffalo	L 23-41
at Syracuse	L 25-41
at Elmira	W 31-22
at Bliss	W 40-27
OHIO WESLEYAN*	L 38-44
MIAMI*	W 37-19
at Wittenberg	L 19-31
MUSKINGUM	W 34-24
at Marietta	L 30-20
at Cincinnati*	L 21-37
at Denison*	W 55-37
WEST LIBERTY	W 47-33
at Miami*	W 30-27
at Ohio Wesleyan*	L 32-43
at Muskingum	L 25-32
DENISON*	L 30-32
WITTENBERG	W 43-31
CINCINNATI*	W 41-35
MARIETTA	W 37-21

1930-31 (12-4, 7-1 BAA Champions)	
BLISS	W 36-20
CORNELL	L 33-38
at DePaul	L 26-32
BROADDUS	W 31-22
MARIETTA	W 17-12
at Ohio Wesleyan*	L 20-26
DENISON* (2ot)	L 27-35
MIAMI*	W 21-19
at Muskingum	W 28-26
at Marshall	W 42-37
at Cincinnati*	W 28-22
OHIO WESLEYAN*	W 30-28
at Miami*	W 23-18
CINCINNATI*	W 32-14
MUSKINGUM	W 40-32
at Denison*	W 28-17

1931-32 (11-10, 5-5 BAA)	
BLISS	L 30-32
at Ohio State	L 18-24
WESTMINSTER	W 29-24
at Michigan State	L 15-29
at Toledo	L 13-15
at Wilmington	W 26-22
MARIETTA	W 24-23
at DePaul*	L 15-30
MIAMI*	L 22-25
WABASH	W 33-27

at Ohio Wesleyan*	L	24-35
at Wittenberg*	W	37-28
at Marshall	W	28-26
MUSKINGUM	W	24-20
CINCINNATI*	W	42-24
OHIO WESLEYAN*	L	33-37
at Miami*	L	28-32
WITTENBERG*	W	36-34
at Marietta	W	34-26
at DePaul*	W	29-26
at Cincinnati*	L	32-33

1932-33 (16-4, 7-3 BAA Champions)

BLISS	W	38-22
WILMINGTON	W	41-29
at Akron Goodyear	L	34-41
at Western Reserve	W	47-30
at East Liverpool	W	50-27
at Zanesville Pros	W	46-40
MARIETTA	W	41-19
MIAMI*	W	47-27
OHIO WESLEYAN*	L	32-34
at Denison*	L	23-24
at Cincinnati* (ot)	W	32-28
at Marshall	W	35-23
at Wittenberg*	L	32-37
OHIO WESLEYAN*	W	34-29
MARSHALL	W	42-21
MIAMI*	W	38-18
DENISON*	W	42-21
at Marietta	W	32-29
WITTENBERG*	W	44-32
CINCINNATI*	W	31-19

1933-34 (5-14, 2-6 BAA)

BLISS	W	20-23
WILMINGTON	W	42-21
CUMBERLAND	W	48-34
at Coshocton Clothiers	L	22-36
at Canton Semipros	L	38-55
at Akron Goodyear	L	34-48
at Newark Pure Oils	L	28-33
at Ohio Wesleyan*	L	30-34
MIAMI*	W	33-29
at Xavier	L	21-26
MARSHALL	W	35-19
at Wittenberg*	W	27-32
at Cincinnati*	W	38-36
WITTENBERG*	L	32-37
at Miami*	L	26-30
OHIO WESLEYAN*	L	17-29
at Marietta	L	25-34
CINCINNATI*	L	30-33
at Marshall	L	37-41

1934-35 (11-9, 5-5 BAA)

BLISS	W	48-27
at Ball State	L	30-31
WILMINGTON	W	52-20
MARIETTA	W	39-17
at Zanesville Pros	W	41-40
at Coshocton Clothiers	L	22-43
at Western Reserve	L	40-50
at School of Chiropody	W	47-28
at Akron Goodyear	L	36-37
DAYTON*	W	46-29
at Miami*	W	34-31
OHIO WESLEYAN*	L	32-49
at Marshall	W	45-40
at Cincinnati*	L	38-43
MARSHALL	L	37-41
at Xavier	L	28-29
at Dayton*	W	32-31
CINCINNATI*	W	39-33
at Ohio Wesleyan*	L	22-39
MIAMI*	W	32-30

1935-36 (13-7, 7-3 BAA)

BLISS	W	48-23
MARIETTA	W	53-35
at Coshocton Clothiers	L	34-46
at Mount Union	L	46-42
at School of Chiropody	W	31-24
at Akron Goodyear	L	30-44
at Ohio Wesleyan*	L	25-37
at Miami*	W	33-28
MARSHALL*	W	53-36
at Muskingum	L	25-34
at Xavier	W	28-22
CINCINNATI*	L	29-34
at Dayton*	W	37-29
OHIO WESLEYAN*	L	42-29
at Cincinnati*	L	34-35
XAVIER	W	37-32
DAYTON*	W	52-26
at Marietta	L	43-55
MIAMI*	W	39-23
at Marshall*	W	48-43

1936-37 (18-3, 10-1 BAA Co-Champs)

BLISS	W	55-20
GLENVILLE STATE	W	49-40
MARIETTA	W	40-31
at Western Reserve	L	42-43
at Baldwin-Wallace	W	44-22
at Akron Goodyear	L	21-32
at Ohio Wesleyan*	W	36-29
CINCINNATI*	W	39-34
at Miami*	W	38-23
at Ohio Wesleyan*	W	36-31
XAVIER	W	42-20
DAYTON*	W	35-27
CASE TECH	W	45-36
OHIO WESLEYAN*	W	43-23
at Dayton*	W	44-18
MIAMI*	W	46-21
at Xavier	W	35-32
MARSHALL*	L	40-32
at Marshall*	L	33-36
at Marietta	W	33-17
at Cincinnati*	W	34-26

1937-38 (12-8, 4-6 BAA)		
BLISS	W	54-47
WASH. & JEFFERSON	W	38-35
MARIETTA	W	35-31
at Cincinnati*	L	37-42
XAVIER	W	39-33
at Toledo	W	54-48
OHIO WESLEYAN*	W	57-36
at Dayton*	W	32-29
CINCINNATI*	W	40-35
at Ohio State	L	40-47
DAYTON*	W	46-38
at Marietta	L	34-35
at Miami*	L	33-36
MARSHALL*	L	21-22
at Ohio Wesleyan*	L	33-35
at Xavier	L	27-47
MIAMI*	W	44-41
at Case Tech	W	46-32
MUSKINGUM	W	50-18
at Marshall*	L	32-44



Head Coach:
"Dutch" Trautwein

11 Years
136-90 (.601)

1938-39 (12-8, 4-4 BAA)		
MARIETTA	W	55-28
at St. Joseph's (Pa.)	W	58-44
at Buffalo	W	58-38
at Scranton	W	57-48
at Western Reserve	L	54-59
at George Washington	L	39-65
OHIO WESLEYAN*	W	57-38
at Dayton*	W	44-23
XAVIER	L	30-41
MIAMI*	W	44-28
at Miami*	W	40-28
at Marietta	W	66-44
at Muskingum	W	47-37
at Xavier	L	46-47
MARSHALL*	L	42-47
BLISS	W	62-34
at Ohio Wesleyan*	L	23-36
TOLEDO	W	77-45
DAYTON*	L	35-44
at Marshall*	L	40-50

1939-40 (19-6) Independent		
MARIETTA	W	71-22
W. MICHIGAN	W	60-40
WABASH	W	42-29
XAVIER	W	48-37
OHIO WESLEYAN	L	35-40
WESTERN RESERVE	W	52-33
CINCINNATI	W	60-48
MUSKINGUM	W	49-37
MIAMI	W	41-32
DAYTON	W	62-44
at Buffalo	W	78-23
at Scranton	W	50-45
at Baltimore	W	67-44
at Villanova	L	44-49
at St. Joseph's (Pa.)	W	59-39
at Dayton	W	42-34
at Toledo	L	50-63
at W. Michigan	L	42-43
at Marietta	W	52-28
at Miami	W	51-31
at Xavier	W	39-34
at Ohio Wesleyan	W	50-40
at Cincinnati	W	60-38
at Duquesne	L	40-52
at Wash. & Jefferson	L	46-49

1940-41 (18-4) Independent		
NIT Runner-Up		
YOUNGSTOWN STATE	W	41-25
XAVIER	W	69-57
AKRON	W	45-29
MARIETTA	W	60-34
OHIO WESLEYAN	W	63-47
at Cincinnati	W	57-42
TOLEDO	W	48-45
WASH. & JEFFERSON	W	58-47
at Miami	W	61-20
at Dayton	W	72-47
at Muskingum	W	47-32
at Evansville	L	41-57
at W. Kentucky	L	41-57
MIAMI	W	54-30
at Dayton	W	62-41
CINCINNATI	L	42-51
at Xavier	W	49-41
at Marietta	W	41-34
at Ohio Wesleyan	W	62-52
vs. Duquesne*	W	55-40
vs. CCNY*	W	45-43
vs. Long Island*	L	42-56

*NIT (New York, N.Y.)

1941-42 (12-9) Independent		
MARIETTA	W	48-46
at Mount Union	L	41-58
at Akron	L	40-47
at Youngstown State	L	46-57
at Xavier	L	39-47
FINDLAY	W	40-37
DAYTON	W	36-35
MIAMI	W	40-32
OHIO WESLEYAN	W	55-35
at Cincinnati	L	28-41
MUSKINGUM	L	41-58
at Miami*	L	44-38
at Dayton	L	23-31
YOUNGSTOWN STATE	W	42-20

EVANSVILLE	W	67-40
CINCINNATI	W	51-41
at Marietta	W	57-46
XAVIER	W	43-42
at Toledo	L	39-65
at Great Lakes	L	35-54
at Ohio Wesleyan	W	50-41

1942-43 (11-7) Independent		
MOUNT UNION	L	36-42
MARIETTA	W	48-28
CINCINNATI	W	51-37
at Cincinnati	W	48-33
at Ohio Wesleyan	W	53-37
at Dayton	L	32-45
XAVIER	W	58-53
DAYTON	W	66-53
AKRON	L	70-72
BOWLING GREEN	W	51-42
at Wash. & Jefferson	L	31-37
at Muskingum	W	41-47
at Marietta	W	46-31
DAYTON	W	45-43
OHIO WESLEYAN	W	62-50
at Miami	W	41-40
at Xavier	L	41-57
TOLEDO	L	45-57

1943-44 (9-7) Independent		
RIO GRANDE	W	64-28
at Bowling Green	L	47-69
at Toledo	L	46-48
OHIO WESLEYAN	W	40-33
at Miami	W	30-46
at Wittenberg	W	64-35
CINCINNATI	L	40-41
at Denison	L	49-66
WITTENBERG	W	58-42
at Otterbein	W	59-53
MUSKINGUM	W	61-41
at Cincinnati	W	34-32
at Ohio Wesleyan	W	43-34
DENISON	L	40-48
OTTERBEIN	L	62-47
at Kentucky	L	35-51

1944-45 (11-8) Independent		
LOCKBOURNE AFB	W	60-32
BOWLING GREEN	L	45-57
at Tennessee	L	36-40
at Gannon	W	52-48
at Kentucky	L	46-59
MUSKINGUM	W	63-29
OHIO WESLEYAN	W	53-41
OTTERBEIN	W	47-41
at Cincinnati	W	61-36
at Miami	L	40-42
at Ohio Wesleyan	W	70-54
CINCINNATI	W	48-40
at Denison (ot)	L	53-57
at Otterbein	W	45-42
MIAMI	W	60-40
DENISON	L	36-39
at Muskingum	W	59-44
KENTUCKY	L	38-61
at Akron	L	50-62

1945-46 (15-5) Independent		
MARIETTA	W	69-30
at Denison	W	72-35
W. KENTUCKY	W	65-42
at Dayton	W	53-41
at St. John's	L	33-67
at Kentucky	L	48-57
at Muskingum	W	58-51
MIAMI	W	60-40
OHIO WESLEYAN	W	64-51
at Bowling Green	L	41-49
at Marietta	W	50-29
CINCINNATI	W	46-43
DENISON	L	57-38
DAYTON	L	53-65
MUSKINGUM	W	59-45
at Miami	W	39-38
at Cincinnati	W	45-39
KENTUCKY	L	52-60
AKRON	W	58-56
at Ohio Wesleyan	W	64-48

1946-47 (13-10, 5-3 MAC)		
WAYNE STATE (Mich.)	W	66-39
MARIETTA	W	105-25
WESTERN RESERVE*	W	46-50
at Dayton	W	64-29
at Akron	L	54-69
at Kentucky	L	36-46
XAVIER	W	47-30
at Wayne State (Mich.)	W	52-36
at Morris Harvey	W	57-46
at Cedarville	L	36-41
at Miami*	L	45-52
at Ohio Wesleyan	L	57-64
BOWLING GREEN	L	47-65
at Butler*	L	70-80
at Louisville	W	63-52
CINCINNATI	W	67-65
at Marietta	W	51-37
MIAMI*	L	47-60
at Xavier	W	47-46
DAYTON	W	69-49
OHIO WESLEYAN	L	55-62
at Western Reserve*	W	54-52
BUTLER*	W	62-53

Leading Scorers

Richard Shrider ...	11.4
Robert Dickey ...	11.1
Robert Johnson ...	6.5

1947-48 (10-10, 4-4 MAC)		
D9 at Dayton	W	46-40

D13 MARIETTA	W	63-44
D16 XAVIER	W	57-52
D19 at Bowling Green	L	49-67
J7 at Miami*	W	63-41
J10 WAYNE STATE (Mich.)	W	55-39
J12 KENTUCKY	W	57-79
J16 at Western Reserve*	L	56-57
J19 OHIO WESLEYAN	W	63-57
J24 AKRON	L	62-63
J31 at Butler*	L	35-59
F21 at Xavier	L	37-56
F6 BUTLER*	L	42-47
F10 MIAMI*	W	56-37
F14 at Wayne State (Mich.)	L	47-55
F17 CINCINNATI*	W	64-62
F19 at Marietta	L	53-68
F21 WESTERN RESERVE*	W	58-51
F24 at Ohio Wesleyan	W	62-54
F28 at Cincinnati*	L	46-90

Leading Scorers

Richard Shrider ...	16.4
Mark Wylie ...	9.4
Robert Johnson ...	9.3

1948-49 (6-16, 2-8 MAC)		
D7 MARIETTA	W	79-60
D11 at Morris Harvey	W	60-46
D14 at Akron	L	56-59
D18 MOUNT UNION	L	35-38
J1 at Morehead State	L	48-64
J4 at Muskingum	L	50-56
J7 WESTERN RESERVE*	W	77-48
J10 BUTLER*	L	41-72
J14 at Butler	L	40-57
J15 W. MICHIGAN*	L	42-58
J21 at Cincinnati*	L	47-78
J25 at Miami*	L	46-53
J28 DAYTON	L	47-52
F5 at Ohio Wesleyan	L	47-52
F7 at Dayton	W	57-40
F12 MIAMI*	W	54-43
F15 at Marietta	L	58-68
F18 BOWLING GREEN	L	63-77
F22 OHIO WESLEYAN	W	57-55
F28 at Western Reserve*	L	72-74
M1 CINCINNATI*	L	51

D17	at Lake Forest	L	57-62
D18	at Beloit	L	62-69
J4	WESTERN RESERVE*	W	67-48
15	KENT STATE*	W	65-55
J9	at Dayton	L	71-101
J12	MIAMI*	W	74-72
J15	CINCINNATI*	W	78-66
J18	at Bowling Green*	L	74-90
J19	at Toledo*	W	71-66
J26	W. MICHIGAN*	L	60-65
F1	at Cincinnati*	L	66-82
F2	at Miami*	L	68-87
F5	at Western Reserve*	W	79-56
F9	WASH. & JEFFERSON	W	89-80
F12	TOLEDO*	W	56-62
F16	MUSKINGUM	W	97-55
F23	at W. Michigan*	L	74-85
F26	at Marietta	W	81-74
F28	at Marshall*	L	91-94

*MAC Tournament (Toledo, Ohio)

Leading Scorers
Glen Hurshey ... 15.5
Jim Betts ... 11.6
Elwood Sparks ... 11.3

Leading Rebounders
Jim Betts ... 9.3
Glen Hurshey ... 8.1

1952-53 (9-13, 4-8 MAC)
Captain: Ralph Readout

D6	MARIETTA	L	67-68
D9	OHIO WESLEYAN	L	64-65
D13	KENT STATE*	W	85-68
D19	at Pittsburgh	L	66-68
D20	at Wash. & Jefferson	L	59-74
J3	at Western Reserve*	W	99-70
J5	at Kent State*	W	90-89
J10	MIAMI*	L	66-89
J12	DENISON	W	90-74
J14	at Muskingum	W	67-59
J17	TOLEDO*	W	74-63
J24	BOWLING GREEN*	W	71-58
J30	at Cincinnati*	L	64-78
F6	WESTERN RESERVE*	L	56-82
F7	W. MICHIGAN*	L	77-78
F10	MARSHALL*	W	91-87
F14	at Toledo*	L	68-94
F17	CINCINNATI*	L	73-75
F21	at W. Michigan*	L	55-62
F24	at Marietta	W	79-77
F27	at Marshall*	L	75-77

Leading Scorers
Jim Betts ... 18.2
Lou Sawchik ... 13.8
Dick Murphy ... 10.8

Leading Rebounders
Jim Betts ... 14.1
Lou Sawchik ... 13.5

1953-54 (12-10, 5-7 MAC)
Captain: Jim Betts

D1	at Illinois	L	54-85
D5	MARIETTA	W	83-72
D8	OHIO WESLEYAN	W	85-67
D12	WASH. & JEFFERSON	W	65-57
D15	at Marshall*	L	67-71
D19	at Kent State*	W	70-57
D21	at Gannon	W	69-65
D22	at Buffalo	L	62-58
J9	at Miami*	L	80-92
J11	KENT STATE*	W	89-77
J13	at Denison	L	66-72
J15	TOLEDO*	L	80-84
J22	BOWLING GREEN*	L	72-78
J30	MIAMI*	W	80-72
F6	W. MICHIGAN*	W	67-59
F10	MUSKINGUM	W	90-50
F13	at Bowling Green*	L	74-78
F19	at Toledo*	L	66-71
F20	at W. Michigan*	L	72-79
F25	MARSHALL*	W	81-63
F27	AKRON	W	80-75
M2	at Marietta	L	93-116

Leading Scorers
Lou Sawchik ... 17.3
Jim Betts ... 14.9
Dick Murphy ... 10.7

Leading Rebounders
Lou Sawchik ... 13.9
Jim Betts ... 11.5

1954-55 (16-5, 9-5 MAC)
Captain: Bob Strawser

D4	MARIETTA	W	81-75
D9	MORRIS HARVEY	W	88-81
D11	at Ohio Wesleyan	L	95-78
D14	MARSHALL*	L	85-105
D17	at Kent State*	L	75-72
D18	at Western Reserve*	W	88-74
D20	at Loyola-Chicago	W	72-70
J7	W. MICHIGAN*	W	97-84
J15	KENT STATE*	W	80-65
J17	TOLEDO*	L	69-79
J22	at Bowling Green*	L	69-77
J29	MIAMI*	W	75-71
F5	at Case Tech	W	77-69
F9	at Marshall*	L	73-84
F11	WESTERN RESERVE*	L	86-68
F15	at Miami*	L	79-91
F18	BOWLING GREEN*	L	81-70
F21	MOREHEAD STATE	W	90-82
F26	at W. Michigan*	W	95-87
F28	at Toledo*	W	67-59

M3	at Marietta	W	93-90
----	-------------	---	-------

Leading Scorers
Fred Moore ... 15.5
Dick Garrison ... 14.7
Larry Morrison ... 10.4

Leading Rebounders
Dick Garrison ... 9.5
Bob Evans ... 8.0

1955-56 (13-11, 5-7 MAC)
Captain: Harry Weinbrecht

D3	at Indiana	L	74-93
D8	at Morris Harvey	W	91-71
D10	OHIO WESLEYAN	W	94-85
D13	MARIETTA	W	85-54
D15	at Marshall*	L	71-87
D27	vs. W. Kentucky*	L	60-76
D28	vs. Arizona*	W	90-76
D29	vs. Morehead State*	W	97-91
J2	at Georgetown (Ky.)	W	98-79
J9	at Kent State*	W	80-72
J15	W. MICHIGAN*	L	74-86
J12	MARSHALL*	L	63-72
J17	at Miami*	L	70-93
J21	at Bowling Green*	W	83-81
J25	TOLEDO*	W	89-79
J27	KENT STATE*	W	90-71
F4	at Baldwin-Wallace	L	84-85
F10	at Morehead State	L	67-110
F14	MIAMI*	L	84-85
F18	BOWLING GREEN*	W	78-74
F22	at W. Michigan*	W	93-79
F25	MOREHEAD STATE	W	113-99
F27	at Toledo*	L	67-77
M1	at Marietta	W	105-89

*Kentucky Invitational (Louisville, Ky.)

Leading Scorers
Fred Moore ... 12.8
Bob Peters ... 7.9
Don Siff ... 6.6

Leading Rebounders
Fred Moore ... 5.5
Bob Peters ... 4.2

1956-57 (15-8, 7-5 MAC)
Captain: Fred Moore

D4	MARIETTA	W	107-67
D8	CASE TECH	W	76-56
D12	at Ohio Wesleyan	W	113-71
D15	at Kent State*	W	97-89
D21	vs. E. Tennessee St.*	L	62-63
D22	vs. Austin Peay*	W	85-65
J5	ARIZONA STATE	W	97-81
J5	at Morehead State	L	88-119
J9	at Marshall*	L	71-77
J12	at Bowling Green*	L	69-80
J15	MIAMI*	L	77-89
J18	KENT STATE*	W	85-76
J19	at Xavier	L	80-106
J26	MOREHEAD STATE	W	66-59
J30	MARSHALL*	W	103-74
F2	at W. Michigan*	L	88-94
F4	at Toledo*	L	71-74
F8	BOWLING GREEN*	L	91-80
F11	at Miami*	W	89-91
F16	W. MICHIGAN*	W	89-71
F18	TOLEDO*	W	75-55
F23	BALDWIN-WALLACE	W	114-73
M1	at Marietta	W	112-85

*Watauga Invitational (Johnson City, Tenn.)

Leading Scorers
Fred Moore ... 19.7
Don Siff ... 15.0
Dave Scott ... 13.3

Leading Rebounders
Dave Scott ... 13.0
Fred Moore ... 10.4

1957-58 (16-8, 7-5 MAC)
Captain: Bob Peters

D2	at Indiana	W	76-68
D5	MARIETTA	W	92-71
D7	at Morehead State	L	60-78
D14	at Bowling Green*	L	60-65
D17	at Dayton	L	41-58
D19	at Nebraska	L	53-61
D30	vs. Washington & Lee*	W	65-64
D31	vs. Kentucky Wesleyan*	W	83-70
J4	WITTENBERG	W	70-56
J10	KENT STATE*	W	58-54
J14	at Miami*	L	66-75
J18	at W. Michigan*	W	76-66
J20	at Toledo*	W	69-66
J23	MOREHEAD STATE	W	71-57
J25	MARSHALL* (ot)	L	78-81
F1	at Kent State*	W	65-58
F3	FLORIDA STATE	W	86-66
F5	at Marshall*	L	89-98
F8	W. MICHIGAN*	L	116-87
F12	XAVIER	W	87-74
F15	BOWLING GREEN* (ot)	W	84-82
F17	TOLEDO*	W	82-61
F19	MIAMI*	L	72-86
M1	at Marietta	W	80-76

*All-American City Tournament (Owensboro, Ky.)

Leading Scorers
Bob Peters ... 12.4
Dave Scott ... 12.1
Larry Williams ... 11.9

Leading Rebounders
Dave Scott ... 11.9
Bob Peters ... 9.0

1958-59 (14-10, 10-2 MAC)
Captains: Bob Anderson, Dick Norman

D4	MARIETTA	W	86-53
D6	MORRIS HARVEY	W	118-69
D13	S. ILLINOIS	W	101-83
D15	at Morehead State	L	73-75
D18	at Niagara	L	65-72
D20	at Cornell (ot)	W	58-54
D29	vs. Middle Tenn. State*	W	77-66
D30	vs. Utah State*	W	80-72
J3	at Wittenberg	L	44-45
J7	at Marshall*	W	88-84
J10	at Kent State*	L	58-73
J13	at Miami* (ot)	L	54-56
J16	W. MICHIGAN*	W	83-61
J24	MOREHEAD STATE	W	88-77
J26	KENT STATE*	W	87-68
J31	at W. Michigan*	W	85-69
F2	at Toledo* (ot)	W	67-79
F11	MARSHALL*	L	73-74
F14	BOWLING GREEN*	W	89-67
F16	TOLEDO*	W	67-56
F21	at Bowling Green*	L	67-80
F24	MIAMI*	L	71-84
F28	at Louisville	L	70-72
M2	at Marietta	W	112-92

*All-American City Tournament (Owensboro, Ky.)

Leading Scorers
Bunk Adams ... 14.4
Jerry Wolf ... 13.1
Dave Scott ... 12.6

Leading Rebounders
Dave Scott ... 13.3
Howard Joliff ... 12.7

1959-60 (17-8, 10-2 MAC)
MAC Champions
NCAA Regionals
Captain: Dale Bandy

D1	W.VA. WESLEYAN	W	73-72
D3	MARIETTA	W	89-72
D8	at Morehead State	W	76-65
D12	at Indiana	L	68-80
D17	at DePaul	L	54-77
D19	at Illinois	L	79-85
J2	at Toledo*	L	53-63
J5	MIAMI*	W	104-89
J9	at Bowling Green*	W	86-72
J13	at Marshall*	W	87-77
J16	W. MICHIGAN*	W	88-70
J18	ST. FRANCIS (Pa.)	W	82-79
J23	KENT STATE*	W	100-72
J30	at W. Michigan*	W	86-71
F6	MARSHALL*	W	86-82
F9	STEWART AFB	W	95-74
F12	at Kent State*	W	84-68
F15	TOLEDO*	W	71-67
F20	BOWLING GREEN*	W	85-70
F23	at Miami*	L	74-88
F29	MOREHEAD STATE	W	96-66
M2	at Marietta	L	66-74
M8	vs. Notre Dame*	W	74-66
M11	vs. #13 Georgia Tech*	L	54-57
M12	vs. W. Kentucky*	L	87-97

#NCAA First Round (Lexington, Ky.);
+NCAA Mid-east Regional (Louisville, Ky.)

Leading Scorers
Bunk Adams ... 16.4
Larry Kruger ... 16.4
Howard Joliff ... 16.0

Leading Rebounders
Howard Joliff ... 18.7
Bunk Adams ... 11.4

1960-61 (17-7, 10-2 MAC)
MAC Champions
NCAA First Round
Captain: Bunk Adams

D1	#1 OHIO STATE	L	64-85
D3	YOUNGSTOWN STATE	W	87-74
D6	at Morehead State	W	81-80
D10	at St. Francis (Pa.)	W	80-72
D14	at Marshall*	W	71-53
D16	at #7 St. John's	L	50-78
D28	vs. S. Dakota*	L	75-56
D29	vs. Wittenberg*	W	50-48
J4	MARSHALL*	W	88-79
J7	at Bowling Green*	W	62-61
J10	DePaul	L	60-69
J14	W. MICHIGAN*	W	64-62
J16	TOLEDO*	W	55-50
J21	MOREHEAD STATE	W	87-71
J28	at W. Michigan* (ot)	W	78-76
J30	at Kent State*	W	89-85
F4	at Toledo*	L	68-95
F8	MIAMI*	W	91-75
F11	KENT STATE* (ot)	W	102-92
F13	ST. FRANCIS (Pa.)	W	83-60
F15	at Louisville	L	84-117
F18	BOWLING GREEN*	W	74-72
F23	at Miami*	L	79-101
M14	vs. Louisville*	L	70-76

*Canton Intercollegiate Tournament (Canton, Ohio); +NCAA Mid-east Regional (Louisville, Ky.)

Leading Scorers
Larry Kruger ... 18.6
Bunk Adams ... 18.2
Bill Whaley ... 13.8

Leading Rebounders
Bunk Adams ... 12.8
Stacy Bunton ... 9.3

1961-62 (13-10, 8-4 MAC)
Coach: Jim Snyder
Captains: Dave Katz, Bill Whaley, Loren Wilcox

D2	at Canisus	L	59-72
D5	at Marshall*	L	68-57
D7	at Morehead State	W	60-56
D11	ST. FRANCIS (Pa.)	W	80-79
D14	at Wichita State	L	55-58
D16	at Nebraska	L	64-81
D18	at Loyola-Chicago	L	69-77
J6	BOWLING GREEN*	L	62-64
J8	W. MICHIGAN*	W	82-81
J13	at Toledo*	L	67-75
J17	at Miami*	L	78-75
J20	at Kent State*	W	83-66
J23	MUSKINGUM	W	83-68
J30	LOVOLA-CHICAGO	L	75-93
F3	at Youngstown State	W	63-58
F7	MOREHEAD STATE	W	87-73
F10	KENT STATE*	W	79-70
F13	MARSHALL*	L	72-77
F17	at Bowling Green*	L	58-83
F21	MIAMI*	W	83-71
F24	TOLEDO*	W	83-72
F28	LOUISVILLE	L	86-95
M3	at W. Michigan*	W	91-85

Leading Scorers
Jerry Jackson ... 15.8
Bill Whaley ... 13.5
Dave Katz ... 12.4

Leading Rebounders
Jerry Jackson ... 9.6
Stacy Bunton ... 8.3

1962-63 (13-11, 8-4 MAC)
Captain: Stacy Bunton

D29	vs. Davidson*	L	63-81
J2	at Bowling Green*	W	84-69
J6	at W. Michigan*	W	91-70
J9	TOLEDO*	W	86-68
J13	at Miami*	L	48-58
J18	FLORIDA SOUTHERN	W	106-69
J23	W. MICHIGAN*	W	89-76
J30	at Kent State*	W	72-70
F3	SAN FRANCISCO ST.	W	95-75
F6	BOWLING GREEN*	W	77-65
F10	MARSHALL*	W	103-85
F13	at Notre Dame	L	86-94
F17	MIAMI*	W	65-55
F20	at S. Illinois	L	59-79
F22	LOYOLA-CHICAGO	W	84-76
F27	KENT STATE*	W	95-75
M6	at Toledo*	W	87-61
M8	vs. Miami#	W	76-71
M9	vs. Dayton*	L	65-66

*Charlotte Invitational (Charlotte, N.C.); #MAC Playoff (Dayton, Ohio); +NCAA Midwest Regional (Bowling Green, Ky.)

Leading Scorers
Don Hillt ... 19.0
Mike Haley ... 16.6
Mike Hammond ... 11.8

Leading Rebounders
Don Hillt ... 11.8
John Schroeder ... 11.7

D1	DePALUW	W	93-71
D4	at Northwestern	L	60-62
D6	N. ILLINOIS	W	102-64
D11	at Loyola-Chicago	L	78-96
D13	at Purdue	W	74-73
D15	SAN FRANCISCO ST.	W	102-62
D18	at Miami (Fla.)	L	100-105
D21	at Davidson	L	63-96
D30	BROWN	W	90-52
J5	at W. Michigan*	L	80-86
J12	MIAMI*	L	56-68
J15	at Marshall*	L	68-79
J17	SEATTLE	W	84-73
J22	W. MICHIGAN*	W	96-86
J29	at Kent State*	W	67-65
F5	BOWLING GREEN* (2ot)	W	95-87
F9	at Miami*	L	55-70
F12	at Toledo*	L	54-67
F1	at Muskingum	W	70-59
F19	KENT STATE*	W	88-75
F22	MARSHALL*	W	92-78
F26	at Bowling Green*	L	78-90
M2	TOLEDO*	W	77-69

Leading Scorers
Ken Fowlkes ... 16.1
John Schroeder ... 12.4
Dave Brown ... 12.0

Leading Rebounders
John Schroeder ... 11.8
Ken Fowlkes ... 10.5

D1	OHIO WESLEYAN	W	86-55
D3	at Northwestern	L	67-93
D7	PURDUE	W	71-74
D7	at Indiana (ot)	W	91-90
D10	at Marshall*	L	68-70
D17	at Minnesota	L	67-71
D19	at N. Illinois	W	84-76
D22	at Michigan	W	80-86
J3	at MacMurray	W	122-70
J7	at W. Michigan* (ot)	L	70-72
J11	MARSHALL*	W	94-93
J18	at Miami*	L	56-68
J21	OTTERBEIN*	L	68-75
J28	at Kent State*	W	55-53
F1	W. MICHIGAN*	W	69-65
F4	at Bowling Green*	L	79-82
F8	at Virginia Tech	L	47-87
F11	TOLEDO*	L	80-84
F15	MIAMI*	W	56-80
F18	KENT STATE*	W	76-71
F21	LOYOLA-CHICAGO	L	70-73
F25	BOWLING GREEN*	L	76-77
M1	at Toledo*	L	90-93

Leading Scorers
Gerald McKee ... 17.7
Fred Cliff ... 11.8

Mike Hammond, John Schroeder ... 11.3

Leading Rebounders
John Schroeder ... 13.3
Gerald McKee ... 10.4

D2	NORTHWESTERN	W	71-70
D5	OTTERBEIN	W	81-59
D9	at Indiana	L	63-80
D11	at #7 Purdue	L	66-78
D15	at Seattle	L	68-76
D19	at Portland	W	67-65
D20	at Idaho	L	64-78
D22	at Minnesota	L	63-73
J2	VIRGINIA TECH	L	65-74
J6	W. MICHIGAN*	L	84-86
J13	at Marshall*	L	69-94
J17	at W. Michigan*	L	79-83
J20	at Toledo*	L	66-74
J24	MARSHALL*	L	73-82
J27	at Kent State*	L	56-68
J30	at Loyola-Chicago	L	68-109
F3	at Miami*	L	82-84
F7	BOWLING GREEN*	L	68-78
F10	KENT STATE*	W	67-62

F12	N. ILLINOIS	W	85-76
F17	MIAMI*	W	70-68
F24	TOLEDO*	W	74-72
M2	at Bowling Green*	L	63-84

Leading Scorers
Gerald McKee ... 19.9
John Canine ... 11.5
Greg McDivitt ... 10.4

Leading Rebounders
Gerald McKee ... 9.7
Greg McDivitt ... 7.7

1968-69 (17-9, 9-3 MAC)

Postseason NIT			
Captain: John Canine, Dave Groff			
N30	at #12 Ohio State	L	77-85
D3	INDIANA	W	80-70
D7	OHIO WESLEYAN	W	101-55
D14	at #13 Purdue	L	81-100
D17	at Illinois	L	82-95
D19	at Northwestern	L	80-89
D27	vs. Wisconsin*	L	68-74
D28	vs. Army*	W	68-60
D31	MacMURRAY	W	95-75
J4	at Kent State*	W	70-69
J7	W.VA. WESLEYAN	W	111-51
J11	BOWLING GREEN*	L	74-75
J15	at Miami*	L	53-67
J18	at Toledo* (ot)	W	92-86
J25	KENT STATE* (ot)	W	75-72
J29	W. MICHIGAN*	W	78-68
F1	at Marshall*	W	110-94
F5	TOLEDO* (ot)	W	98-95
F8	at W. Michigan*	L	89-97
F15	MIAMI*	W	60-59
F17	LOYOLA-CHICAGO	W	103-92
F22	MARSHALL*	W	86-80
F24	N. ILLINOIS	W	87-86
M4	at Bowling Green* (ot)	W	95-88
M14	vs. West Texas State*	W	82-80
M17	vs. Tennessee*	L	64-75

*Milwaukee Classic (Milwaukee, Wisc.); +Postseason NIT (New York, N.Y.)

Leading Scorers
Gerald McKee ... 19.4
John Canine ... 16.8
Greg McDivitt ... 13.3

Leading Rebounders
Gerald McKee ... 10.5
Greg McDivitt ... 7.4

1969-70 (20-5, 9-1 MAC)

MAC Champions			
NCAA First Round			
Captains: John Canine, Dave Groff			
D1	at Northwestern	W	90-79
D6	#13 PURDUE	W	80-79
D13	at #16 Ohio State	W	82-80
D15	at Indiana	W	89-83
D17	at N. Illinois	W	84-72
D20	BALL STATE	W	92-81
D26	FRESNO STATE	W	92-80
D29	vs. Texas*	L	65-73
D30	at Miami* (Fla.)	W	99-74
J3	KENT STATE*	W	78-52
J10	at Bowling Green*	L	65-85
J14	MIAMI*	W	81-61
J17	TOLEDO*	W	88-79
J24	at Kent State*	W	77-68
J28	at W. Michigan*	W	91-81
J31	at Wisconsin	L	69-72
F4	at Toledo*	W	80-67
F7	W. MICHIGAN*	W	107-68
F11	at Marshall	L	88-93
F14	at Miami*	W	58-57
F18	MARSHALL	W	100-86
F21	VA. COMMONWEALTH	W	95-75
F25	LOYOLA-CHICAGO	W	93-70
F28	BOWLING GREEN*	W	77-76
M7	vs. #15 Notre Dame*	L	82-112

*Hurricane Classic (Miami, Fla.); +NCAA Midwest Regional (Dayton, Ohio)

Leading Scorers
John Canine ... 18.8
Greg McDivitt ... 14.7
Craig Love ... 13.6

Leading Rebounders
Craig Love ... 12.9
Greg McDivitt ... 9.0

1970-71 (17-7, 6-4 MAC)

Captain: Craig Love			
D1	W.VA. WESLEYAN	W	81-61
D5	NORTHWESTERN	W	77-61
D12	at Missouri (2ot)	L	83-91
D15	WISCONSIN	W	81-80
D18	at #13 Indiana	L	88-97
D29	vs. Rollins*	W	81-70
D30	vs. Seton Hall*	W	84-82
J2	ILLINOIS STATE	W	97-73
J9	BOWLING GREEN*	W	100-79
J13	at Kent State*	L	68-78
J16	at Toledo*	W	62-53
J23	at Miami*	L	70-75
J26	CINCINNATI	W	92-83
J30	KENT STATE*	W	86-76
F3	MARSHALL	W	87-80
F6	at W. Michigan*	L	79-80
F8	at Loyola-Chicago	W	77-72
F13	MIAMI*	L	73-74
F16	at Marshall	W	86-84
F20	at Ball State	W	84-82
F22	at Virginia Tech	L	80-86

F27	TOLEDO*	W	93-78
M2	W. MICHIGAN*	W	100-77
M6	at Bowling Green*	W	97-82

*Tangerine Bowl (Winter Park, Fla.)

Leading Scorers
Ken Kowall ... 20.9
Craig Love ... 18.4
Todd Lalich ... 15.0

Leading Rebounders
Craig Love ... 12.1
Todd Lalich ... 8.4

1971-72 (15-11, 7-3 MAC)

MAC Champions			
NCAA First Round			
Captain: Tom Corde			
D1	MUSKINGUM	W	76-66
D4	at Northwestern	L	65-76
D11	#4 OHIO STATE	W	79-68
D15	#12 INDIANA	W	79-70
D20	vs. Michigan*	L	81-87
D21	vs. Detroit*	L	77-84
D23	at Cincinnati	L	67-104
D30	at Marshall	L	81-88
J4	MISSOURI	L	76-78
J8	at Bowling Green*	W	91-69
J12	KENT STATE*	W	85-74
J15	TOLEDO*	W	71-64
J19	VIRGINIA TECH	W	88-79
J22	MIAMI*	L	77-91
J29	at Kent State*	L	74-88
F1	VA. MILITARY INST.	W	98-60
F5	W. MICHIGAN*	W	80-79
F8	MacMURRAY	W	108-69
F12	at Miami* (ot)	W	69-66
F16	MARSHALL	L	76-95
F22	LOYOLA-CHICAGO	W	84-76
F26	at Toledo*	W	66-56
M1	at W. Michigan*	L	83-100
M4	BOWLING GREEN*	W	105-84
M7	at Toledo* (ot)	W	69-67
M11	vs. #7 Marquette*	L	49-73

*Michigan Tourney (Ann Arbor, Mich.); +NCAA Midwest Regional (Knoxville, Tenn.)

Leading Scorers
Tom Corde ... 17.3
Todd Lalich ... 12.7
Tom Riccardi ... 12.4

Leading Rebounders
Denny Rusch ... 6.8
Tom Riccardi ... 6.4

1972-73 (16-10, 6-5 MAC)

Captain: Bill Brown			
N25	at Missouri	L	75-87
N28	C. MICHIGAN* (ot)	W	86-84
D9	at Youngstown State	W	68-59
D9	at Northwestern	W	74-69
D16	at #15 Indiana	L	68-89
D18	at Loyola-Chicago	W	95-88
D21	at Ohio State	L	80-112
D29	vs. S. Illinois* (ot)	W	78-77
D30	vs. Cornell*	W	100-66
J9	VALPARAISO	W	86-68
J6	at Toledo*	L	55-72
J9	MARIETTA	W	87-31
J13	MIAMI* (ot)	L	79-80
J16	at E. Michigan*	W	89-73
J20	at W. Michigan*	L	67-68
J27	at Bowling Green*	W	86-68
J31	KENT STATE*	W	74-64
F3	TOLEDO*	W	62-61
F6	at Ball State	W	81-75
F10	at Miami*	L	65-69
F14	CINCINNATI	W	78-79
F17	W. MICHIGAN*	W	100-80
F20	WISCONSIN	L	68-82
F24	BOWLING GREEN*	W	102-57
F27	CLEVELAND STATE	W	98-76
M3	at Kent State*	L	71-75

*Azerbaijan Invitational (Little Rock, Ark.)

Leading Scorers
George Green ... 14.1
Walter Luckett ... 13.5
Dave Ball ... 13.1

Leading Rebounders
Dave Ball, Denny Rusch ... 7.3
George Green ... 6.9

1973-74 (16-11, 11-3)

MAC Champions			
NCAA First Round			
Captains: Bill Brown, George Green			
D1	NORTHWESTERN	L	81-83
D5	MARIETTA	W	80-53
D8	E. MICHIGAN*	W	73-54
D18	at Utah	L	68-71
D21	at #1 UCLA	L	63-110
D22	at #16 S. California	L	68-80
D29	at Ohio State	W	84-79
J2	BALL STATE*	W	99-88
J5	at Kent State*	W	81-75
J7	LOYOLA-CHICAGO	W	76-65
J9	at Wisconsin	L	68-69
J12	TOLEDO*	L	82-72
J16	at Miami*	W	73-71
J19	W. MICHIGAN*	W	97-55
J23	at Cleveland State	W	102-78
J26	at C. Michigan*	L	83-84
J30	BOWLING GREEN*	L	66-74
F2	KENT STATE*	W	95-65

F5	at Cincinnati	L	80-82
F9	at Toledo*	L	79-80
F13	MIAMI*	W	85-70
F16	at W. Michigan*	W	78-76
F18	at Fairfield	L	80-91
F23	C. MICHIGAN* (ot)	W	79-78
F26	at Penn State	W	78-69
M2	at Bowling Green*	W	71-70
M9	vs. #3 Marquette*	L	59-85

+NCAA Midwest Regional (Terre Haute, Ind.)

Leading Scorers
Walter Luckett ... 22.8
Bill Brown ... 14.2
George Green ... 11.6

Leading Rebounders
George Green ... 10.3
Denny Rusch ... 6.3



Head Coach:
Dale Bandy

Six Years
69-89 (.436)

N30	at Wisconsin	L	62-71
D3	CLEVELAND STATE	L	85-71
D7	at Northwestern	W	68-71
D14	at Ohio State	L	87-96
D21	at Florida State	L	60-67
D23	at South Florida	W	73-63
D28	SAN FRANCISCO ST.	W	75-59
D30	at Loyola-Chicago	W	75-63
J4	KENT STATE*	W	68-53
J7	MISSOURI	W	78-65
J11	at Toledo*	L	56-80
J15	MIAMI* (2ot)	W	92-90
J18	at W. Michigan*	L	66-71
J			

I26	W. MICHIGAN*	W	80-74
F2	at Ball State*	L	64-65
F5	at Bowling Green* (ot)	W	69-68
F7	at Loyola-Chicago	L	73-74
F9	TOLEDO* (2ot)	L	74-75
F12	at N. Illinois*	L	70-77
F16	VIRGINIA TECH	W	82-77
F19	KENT STATE*	W	81-80
F26	MIAMI*	L	62-83
M2	at W. Michigan*	L	63-75
M5	at E. Michigan*	L	75-80
M7	C. MICHIGAN*	L	64-76

*All-College Tournament (Oklahoma City, Okla.)

Leading Scorers

Steve Skaggs ... 19.3
Tim Joyce ... 18.1
Kim Leonard ... 13.6

Leading Rebounders

Steve Skaggs ... 7.1
Tim Joyce ... 6.6

1977-78 (13-14, 6-10 MAC)			
N25	vs. Rhode Island^	L	69-81
N26	vs. Texas Christian^	W	78-64
D1	CLEVELAND STATE	W	79-66
D5	YOUNGSTOWN STATE	W	67-64
D7	MARIETTA	W	73-69
D10	N. ILLINOIS*	L	76-80
D16	vs. Grambling*	W	60-53
D17	vs. S.W. Louisiana*	L	81-98
D20	at Southern Methodist	L	77-83
J4	at Kent State*	W	75-79
J7	BALL STATE*	W	75-71
J11	MARSHALL	W	68-56
J14	at Miami*	L	77-90
J18	W. MICHIGAN*	L	59-73
J25	at C. Michigan*	L	71-77
F1	LOVOLA-CHICAGO (ot) W	86-80	
F4	at Toledo*	W	72-71
F6	at Bowling Green*	L	66-68
F8	KENT STATE*	W	68-54
F11	at Ball State*	L	77-82
F15	at Virginia Tech	L	83-105
F18	MIAMI*	L	66-70
F20	E. MICHIGAN*	W	66-62
F22	at W. Michigan*	L	82-88
F25	BOWLING GREEN*	L	76-90
M1	C. MICHIGAN*	W	105-94
M4	at N. Illinois*	L	70-76

*IPTAV Invitational (Clemson, S.C.); *Cajun Classic (Lafayette, La.)

Leading Scorers

Tim Joyce ... 21.9
Steve Skaggs ... 20.3
Buckley Walden ... 9.5

Leading Rebounders

Brewer Gray ... 8.5
Ernie Whitus ... 6.8

1978-79 (16-11, 10-6 MAC)			
Captains: Tim Joyce, Steve Skaggs			
N30	at Florida	W	61-96
D2	at Stetson	W	98-95
D6	MARIETTA	W	92-71
D9	BALL STATE*	L	69-70
D16	at Youngstown State	W	86-71
D18	at Cleveland State	W	76-74
D29	at W. Virginia^	W	78-76
D30	vs. Duquesne^	L	74-85
J6	W. MICHIGAN*	W	101-82
J10	at Miami*	W	74-68
J13	E. MICHIGAN*	W	76-64
J17	at C. Michigan*	L	70-71
J20	BOWLING GREEN* (ot)	L	77-79
J22	ST. BONAVENTURE (ot)	L	81-84
J24	at Toledo*	L	67-79
J27	N. ILLINOIS*	L	94-78
J31	at Marshall	L	81-94
F3	at Kent State* (ot)	W	85-84
F7	MIAMI*	W	75-60
F10	at W. Michigan*	W	82-70
F12	at Loyola-Chicago	L	75-104
F17	at E. Michigan*	W	86-82
F21	C. MICHIGAN*	L	62-80
F24	at Bowling Green*	W	80-71
F26	ROBERT MORRIS* (ot)	W	75-74
F28	TOLEDO*	L	70-75
M3	at Ball State*	W	81-74

*West Virginia Classic (Morgantown, W.Va.)

Leading Scorers

Tim Joyce ... 22.0
Steve Skaggs ... 17.5
Brewer Gray ... 7.7

Leading Rebounders

Brewer Gray ... 8.3
Doug Graves ... 5.8

1979-80 (8-18, 5-11 MAC)			
Captain: Bill Littlefield			
D1	at #4 Ohio State	L	51-78
D3	at St. Bonaventure	L	64-77
D5	CANISLUS (ot)	W	87-82
D8	W. MICHIGAN*	L	69-78
D10	at Marshall	L	61-76
D15	W. VIRGINIA	W	69-61
D22	YOUNGSTOWN STATE	L	68-72
D28	at Connecticut*	L	76-95
D29	vs. CS-Fairborn*	L	49-71
J5	C. MICHIGAN*	L	50-83
J7	CLEVELAND STATE	W	76-75

J9	TOLEDO*	L	62-69
J12	BOWLING GREEN*	L	50-72
J16	at E. Michigan*	L	65-67
J19	N. ILLINOIS*	L	65-69
J23	at Kent State*	L	76-85
J26	BALL STATE*	W	75-74
J28	VIRGINIA TECH	L	62-78
J30	KENT STATE*	W	67-57
F2	at Miami*	L	67-71
F6	at Toledo*	L	62-75
F9	C. MICHIGAN* (ot)	W	67-66
F13	at W. Michigan*	W	56-50
F16	at Bowling Green*	L	82-91
F20	E. MICHIGAN*	W	61-60
F23	at N. Illinois*	L	55-74

*Connecticut Classic (Hartford, Conn.)

Leading Scorers

Kirk Lehman ... 17.6
Spindle Graves ... 12.1
Bill Littlefield ... 7.9

Leading Rebounders

Spindle Graves ... 5.3
Andre Adams ... 4.6



Head Coach:
Danny Nee
Six years
107-67 (.614)
Two MAC championships

1980-81 (7-20, 6-10 MAC)			
Captain: Kirk Lehman, Jim Zelenka			
N29	E. CAROLINA	L	65-70
D6	at Cleveland State	L	57-83
D10	at W. Virginia	L	61-69
D13	at Youngstown State	L	85-93
D20	at Canisius	L	47-59
D22	MARSHALL	L	59-65
D26	vs. #18 Illinois^	L	54-84
D27	vs. Bradley^	L	56-84
D29	CHARLESTON (W.Va.)	L	42-49
J7	at N. Illinois	L	44-60
J10	at C. Michigan*	L	58-64
J14	BOWLING GREEN*	W	78-63
J17	at E. Michigan*	L	57-62
J21	TOLEDO*	L	73-86
J24	at Kent State*	W	69-82
J26	UNC WILMINGTON	W	86-81
J28	BALL STATE*	W	75-68
J31	at Miami*	L	73-82
F4	W. MICHIGAN*	W	79-74
F7	C. MICHIGAN*	W	70-68
F11	at Bowling Green*	L	45-79
F14	E. MICHIGAN*	L	58-68
F18	at Toledo*	L	67-95
F21	KENT STATE*	W	89-84
F25	at Ball State*	L	63-76
F28	MIAMI*	W	78-72
M3	at Ball State#	L	70-85

*Fighting Illini Basketball Classic (Champaign, Ill.); #Mid-American Conference Tournament

Leading Scorers

Tim Woodson ... 13.4
Kirk Lehman ... 12.3
Eric Hilton ... 9.4

Leading Rebounders

Tim Woodson ... 6.4
Nate Cole ... 5.2

1981-82 (13-14, 12-6 MAC)			
N28	at E. Carolina	L	54-72
N30	at UNC Wilmington	W	66-62
D2	at Marquette	L	45-49
D4	UW-GREEN BAY	W	68-57
D5	ILLINOIS-CHICAGO	L	55-63
D19	at Maryland	L	64-90
J2	CAPITAL	W	70-41
J6	BOWLING GREEN* (ot)	L	65-68
J9	at E. Michigan*	L	57-62
J13	TOLEDO*	W	69-67
J16	at N. Illinois* (ot)	W	69-67
J18	LOVOLA (Md.)	W	77-63
J20	BALL STATE*	W	68-67
J23	at Miami*	W	64-62
J25	RADFORD	W	70-54
J27	W. MICHIGAN*	L	47-49
J30	at Kent State*	L	67-83
F3	at C. Michigan*	W	72-67
F6	E. MICHIGAN*	W	72-54
F10	at Toledo*	L	64-74
F13	N. ILLINOIS*	L	68-70
F15	at DePaul	L	61-83
F17	at Ball State*	L	49-59
F20	MIAMI*	W	78-74
F24	at W. Michigan*	L	53-60
F27	KENT STATE*	W	71-59
M2	at N. Illinois# (ot)	L	68-70

#Mid-American Conference Tournament

Leading Scorers

Kirk Lehman ... 12.3
John Devereaux ... 11.8
Vic Alexander ... 8.6

Leading Rebounders

John Devereaux ... 6.9
Vic Alexander ... 5.3

1982-83 (23-9, 12-6 MAC)
MAC Tournament Champions
NCAA Second Round
Captains: John Devereaux, Jeff Thomas

N26	vs. St. Mary's (CA)^	W	57-54
N27	vs. #19 St. John's^	L	52-62
D2	MARIETTA	W	90-68
D10	at Providence*	W	48-47
D11	vs. Rhode Island* (ot)	W	67-65
D15	at Niagara (ot)	L	69-71
D29	BROOKLYN	W	58-43
J5	TOLEDO*	W	71-52
J8	at N. Illinois*	W	62-57
J12	KENT STATE*	W	68-63
J15	at Miami*	L	60-73
J19	W. MICHIGAN*	W	82-55
J22	at Ball State*	W	73-62
J26	at C. Michigan*	W	77-72
J29	BOWLING GREEN	L	55-72
J31	RADFORD	W	68-50
F2	at E. Michigan*	W	72-57
F5	N. ILLINOIS*	W	59-45
F9	at Kent State*	W	73-71
F12	MIAMI*	L	51-53
F14	DePAUL (2ot)	W	63-62
F16	at W. Michigan*	L	59-65
F19	BALL STATE*	W	62-48
F23	C. MICHIGAN*	W	87-63
F26	at Bowling Green*	L	75-89
M2	E. MICHIGAN*	W	62-60
M5	at Toledo*	L	56-59
M8	E. MICHIGAN#	W	74-60
M10	TOLEDO#	W	70-59
M12	at Bowling Green#	W	59-56
M7	vs. Illinois State*	W	51-49
M19	vs. #12 Kentucky*	L	40-57

*Joe Lapchick Tournament (Moraga, Calif.); *Fleet Basketball Classic (Providence, R.I.); #Mid-American Conference Tournament; +NCAA Midwest Regional (Tampa, Fla.)

Leading Scorers

John Devereaux ... 18.7
Vic Alexander ... 12.8
Robert Tatum ... 11.7

Leading Rebounders

John Devereaux ... 10.3
Vic Alexander ... 5.6

1983-84 (20-8, 14-4 MAC)			
N26	CHARLESTON (W.Va.)	W	75-51
N30	at #16 DePaul	L	45-69
D3	at Pennsylvania	W	71-67
D7	at Duke	L	63-82
D10	NIAGARA	W	84-68
D17	at Ohio State	L	69-73
D27	BROOKLYN	W	55-48
D29	at Manhattan	W	68-57
D30	at Siena	W	69-56
J4	at Kent State*	W	65-55
J7	BALL STATE*	W	66-48
J11	at W. Michigan*	W	83-58
J14	at Miami*	L	38-51
J18	C. MICHIGAN*	W	57-56
J21	at Bowling Green*	L	46-51
J25	E. MICHIGAN*	W	65-47
J28	at Toledo*	W	69-65
F1	N. ILLINOIS*	W	79-51
F4	at Ball State*	L	60-63
F8	W. MICHIGAN*	W	67-54
F11	MIAMI*	W	82-68
F15	at C. Michigan*	W	76-60
F18	BOWLING GREEN*	L	45-52
F22	at E. Michigan*	W	73-71
F25	TOLEDO*	W	59-52
F29	at N. Illinois*	W	85-65
M3	at Kent State*	W	53-49
M9	vs. Kent State#	L	53-57

#Mid-American Conference Tournament (Rockford, Ill.)

Leading Scorers

John Devereaux ... 18.7
Vic Alexander ... 12.8
Robert Tatum ... 11.7

Leading Rebounders

John Devereaux ... 10.3
Vic Alexander ... 5.6

1984-85 (22-8, 14-4 MAC)			
MAC Regular Season Champions MAC Tournament Champions NCAA First Round			
N24	ST. FRANCIS (Pa.)	W	94-84
D1	at #12 Indiana	L	73-90
D7	at Wichita State*	W	56-55
D8	at Illinois-Chicago^	L	64-72
D12	OHIO WESLEYAN	W	75-67
D15	HEIDELBERG	W	77-70
D16	at Marshall	W	76-71
D28	vs. San Jose State*	L	62-67
D29	vs. E. Kentucky*	W	58-52
J3	MIAMI*	W	73-62
J5	at W. Michigan*	L	79-84
J9	at C. Michigan*	W	75-66
J12	BOWLING GREEN*	W	79-57
J16	at E. Michigan*	W	73-66
J19	TOLEDO*	W	62-55
J23	at N. Illinois*	W	50-42
J26	KENT STATE*	W	77-58
J29	at Ball State*	W	60-58
F2	W. MICHIGAN*	W	62-54
F6	C. MICHIGAN*	W	56-52
F9	at Bowling Green*	W	60-56
F13	E. MICHIGAN*	W	71-61
F16	at Toledo*	L	65-72
F19	N. ILLINOIS*	W	72-49
F23	at Kent State*	L	66-76
F27	BALL STATE*	W	64-56
M2	at Miami*	L	64-67
M8	vs. Kent State#	W	57-55
M9	vs. Miami#	W	74-64
M14	vs. #13 Kansas*	L	38-49

*McDonald's Classic (Wichita, Kan.); *Utah Basketball Classic (Salt Lake City, Utah); #Mid-American Conference Tournament (Toledo, Ohio); +NCAA Midwest Regional (South Bend, Ind.)

Leading Scorers

Robert Tatum ... 14.7
Vic Alexander ... 14.4
Rick Scarberry ... 10.7

Leading Rebounders

Vic Alexander ... 7.2
Eddie Hicks ... 6.7

1985-86 (22-8, 14-4 MAC)
Postseason NIT

N30	CAPITAL	W	92-58
D			

D21	at Tennessee	W	72-70
D30	UNC WILMINGTON	W	72-60
J2	BLUFFTON	W	79-66
J6	TOLEDO*	W	79-62
J13	KENT STATE*	W	74-65
J16	at Ball State*	W	58-51
J20	MIAMI*	W	80-76
J23	at W. Michigan*	L	68-71
J27	at Bowling Green*	L	65-79
J30	C. MICHIGAN*	L	65-67
F3	at E. Michigan*	L	92-109
F10	at Kent State*	W	71-68
F13	BALL STATE*	W	83-63
F17	at Miami*	L	71-72
F20	W. MICHIGAN*	W	95-87
F24	BOWLING GREEN*	W	83-70
F27	at C. Michigan*	L	61-64
M2	E. MICHIGAN*	L	101-102
M5	at Toledo*	W	106-95
M8	BOWLING GREEN#	W	79-73
M11	vs. C. Michigan*	W	64-62
M12	vs. E. Michigan*	L	80-94

#Mid-American Conference Tournament First Round; + Mid-American Conference Tournament (Toledo, Ohio)

Leading Scorers

Paul Graham ... 20.0
Dave Jamerson ... 17.3
John Rhodes ... 11.1

Leading Rebounders

John Rhodes ... 9.4
Paul Graham ... 5.1

1988-89 (12-17, 6-10 MAC)

N26	CAPITAL	W	81-67
N29	at UNC Wilmington	L	68-75
D3	at Boston Univ.	L	74-80
D7	MOREHEAD STATE	W	87-72
D14	at Marshall	L	93-104
D16	vs. Drexel*	W	90-78
D17	at #10 Missouri*	L	85-113
D19	YOUNGSTOWN STATE	W	90-86
D31	E. KENTUCKY*	L	96-77
I4	at Kent State*	L	86-95
I7	BALL STATE*	W	71-57
I11	at Miami*	W	80-74
I14	W. MICHIGAN*	L	90-91
I18	E. MICHIGAN*	W	86-80
J21	at C. Michigan*	L	69-79
J25	BOWLING GREEN*	L	50-56
J28	at Toledo*	L	67-71
J31	AKRON	W	76-72
F4	at Ball State*	L	70-80
F8	MIAMI*	W-F	82-83
F11	at W. Michigan*	L	81-85
F15	at E. Michigan*	W	81-68
F18	C. MICHIGAN*	L	60-62
F22	at Bowling Green* (ot)	L	68-73
F25	TOLEDO*	W	77-74
F27	at Evansville	L	68-95
M4	KENT STATE*	L	70-86
M10	at W. Michigan#	W	61-55
M10	vs. #19 Ball State*	L	46-62

*Ainsworth Show-Me Classic (Columbia, Mo.); *Miami forfeited win due to ineligible player; #Mid-American Conference Tournament First Round; + Mid-American Conference Tournament (Toledo, Ohio)

Leading Scorers

Paul Graham ... 22.2
Dave Jamerson ... 19.0
John Beauford ... 11.7

Leading Rebounders

Paul Graham ... 7.0
John Beauford ... 6.3



Head Coach: Larry Hunter
12 Years
204-148 (580)
One MAC championship

1989-90 (12-16, 5-11 MAC)

N25	RIDER	W	79-60
N28	at Kentucky	L	73-76
D1	at Iowa*	L	49-75
D2	vs. Bradley*	W	72-53
D9	MARSHALL	W	72-63
D11	at Akron	L	60-66
D14	at E. Kentucky	W	53-52
D18	at Youngstown State	W	96-95
D21	CHARLESTON (W.Va.)	W	110-81
D29	vs. Washington St.*	L	69-72
D30	vs. Fordham*	W	79-73
J3	MIAMI*	L	72-87
J6	at W. Michigan*	L	72-81
J10	at Toledo*	L	66-86
J13	C. MICHIGAN*	L	88-100
J17	at Bowling Green*	W	65-61
J20	E. MICHIGAN*	W	70-52
J27	KENT STATE*	L	63-74
J31	at Ball State*	L	61-77
F3	W. MICHIGAN*	W	67-66
F7	TOLEDO*	W	76-71
F10	at C. Michigan*	W	60-57
F14	BOWLING GREEN*	L	60-75
F17	at E. Michigan*	L	63-79
F24	at Kent State*	L	78-83
F28	BALL STATE*	L	60-73
M3	at Miami*	L	76-93
M9	at Ball State#	L	70-77

*Amana Hawkeye Classic (Iowa City, Iowa);

***Volunteer Classic (Knoxville, Tenn.); #Mid-American Conference Tournament (Detroit, Mich.)**

Leading Scorers

Dave Jamerson ... 31.2
Dennis Whitaker ... 10.0
Nate Craig ... 7.6

Leading Rebounders

Dave Jamerson ... 6.4
Steve Barnes ... 5.5

1990-91 (16-12, 9-7 MAC)

N26	EVANSVILLE	W	75-68
D1	at Rider	L	64-82
D8	at Auburn	L	65-75
D10	at Mercer	W	74-69
D13	at Marshall	L	68-70
D15	CHARLESTON (W.Va.)	W	93-61
D17	YOUNGSTOWN STATE	W	85-70
D23	at Colorado State	W	62-51
D27	vs. N. Texas*	W	77-74
D28	vs. #5 Indiana*	L	64-102
J2	WRIGHT STATE	W	75-56
J5	at C. Michigan*	L	42-70
J9	BOWLING GREEN*	L	53-67
J12	at E. Michigan*	L	68-78
J16	TOLEDO*	W	74-55
J19	at Kent State*	W	60-59
J12	at Marshall	L	71-79
J15	at Kent State*	L	74-77
J23	BALL STATE*	L	50-78
J26	at Miami*	L	57-70
J30	W. MICHIGAN*	W	72-58
F2	C. MICHIGAN*	W	63-53
F6	at Bowling Green*	L	55-60
F9	E. MICHIGAN*	W	60-58
F13	at Toledo*	W	68-55
F16	KENT STATE*	W	52-49
F20	at Ball State*	W	63-60
F23	MIAMI*	W	83-71
F27	at W. Michigan*	L	61-63
M8	vs. Bowling Green#	L	58-66

***Hoosier Classic (Indianapolis, Ind.); #Mid-American Conference Tournament (Detroit, Mich.)**

Leading Scorers

Lewis Geter ... 18.1
Dan Aloï ... 15.1
Steve Barnes ... 10.0

Leading Rebounders

Lewis Geter ... 6.8
Dan Aloï ... 5.6

1991-92 (18-10, 10-6 MAC)

N30	at Youngstown State	W	72-62
D4	at #4 Ohio State	L	62-78
D9	CHARLESTON (W.Va.)	W	79-62
D12	ROBERT MORRIS	W	78-67
D14	MARSHALL	W	75-64
D17	COLORADO STATE	W	70-54
D20	ROLLINS	W	71-49
D23	vs. #17 Kentucky*	L	63-73
D27	vs. Appalachian St.*	L	92-76
D28	at Wyoming* (ot)	L	65-70
J2	at Wright State	W	87-71
J8	at Bowling Green*	W	68-85
J11	E. MICHIGAN*	W	85-67
J15	at Toledo*	L	66-70
J18	KENT STATE*	W	72-60
J22	at Ball State*	L	60-76
J25	MIAMI* (3ot)	L	86-91
J29	at W. Michigan*	L	75-84
F5	C. MICHIGAN*	W	81-52
F7	at E. Michigan*	W	73-58
F12	TOLEDO*	W	61-45
F15	at Kent State*	W	60-55
F19	BALL STATE* (ot)	L	73-70
F22	at Miami*	L	64-72
F25	W. MICHIGAN* (ot)	L	82-81
M4	at C. Michigan*	W	62-71
M7	BOWLING GREEN*	W	61-55
M12	vs. Bowling Green#	L	46-56

***US Bank Arena (Cincinnati, Ohio); *Cowboy Classic (Casper, Wyo.); # Mid-American Conference Tournament (Detroit, Mich.)**

Leading Scorers

Lewis Geter ... 20.9
Dan Aloï ... 14.6
Nate Craig ... 7.9

Leading Rebounders

Lewis Geter ... 8.4
Nate Craig ... 4.3

1992-93 (14-13, 11-7 MAC)

D2	at Ohio State	L	61-77
D5	at Robert Morris	L	70-72
D8	at Kansas State (ot)	L	72-73
D15	at Marshall	L	79-87
D19	CHARLESTON (W.Va.)	W	98-77
D21	WRIGHT STATE	L	77-80
D28	vs. St. Mary's (CA)*	W	73-61
D29	at Stanford*	W	81-76
J6	TOLEDO*	W	67-61
J9	at Kent State*	W	65-64
J13	BALL STATE*	L	64-78
J16	at Miami*	W	72-59
J20	W. MICHIGAN*	L	71-86
J23	at Akron*	L	65-58
J27	at C. Michigan*	L	81-91
J30	BOWLING GREEN*	W	73-67
F3	at E. Michigan* (ot)	W	81-74
F6	KENT STATE*	W	58-53
F10	at Ball State*	L	52-72

F14	MIAMI*	L	54-59
F17	at W. Michigan*	L	51-66
F20	AKRON*	W	75-67
F24	C. MICHIGAN*	W	66-51
F27	at Bowling Green*	W	71-64
M3	E. MICHIGAN*	W	71-62
M6	at Toledo*	L	73-85
M11	vs. Toledo# (ot)	L	84-85

***Stanford Tournament (Palo Alto, Calif.); #Mid-American Conference Tournament (Columbus, Ohio)**

Leading Scorers

Gary Trent ... 19.0
Gus Johnson ... 9.9
Chad Estis ... 9.0

Leading Rebounders

Gary Trent ... 9.3
Jeff Boals ... 4.5

1993-94 (25-8, 14-4 MAC)

MAC Regular Season Champions

MAC Tournament Champions

NCAA First Round

N30	OHIO DOMINICAN	W	84-51
D3	at Nebraska*	L	68-94
D4	vs. Navy*	W	68-50
D11	ROBERT MORRIS	W	74-52
D14	at Duquesne (ot)	L	74-79
D18	at W. Virginia	L	81-90
D20	YOUNGSTOWN STATE	W	85-42
D22	at Wright State	W	78-63
D28	vs. Chaminade*	W	79-76
D29	vs. #14 Connecticut*	W	85-76
D30	vs. La Salle	W	100-80
J5	at Ball State*	W	84-66
J8	MIAMI*	L	66-79
J12	at W. Michigan*	L	65-75
J15	AKRON*	W	85-64
J19	C. MICHIGAN*	W	74-57
J22	at Bowling Green*	L	72-76
J26	at Toledo*	W	94-83
F2	KENT STATE*	W	87-49
F2	at Miami*	W	77-63
F9	W. MICHIGAN*	W	86-61
F12	at Akron*	W	65-58
F16	at C. Michigan*	W	84-48
F19	BOWLING GREEN*	W	84-70
F23	at E. Michigan*	W	92-82
F27	TOLEDO*	W	82-79
M2	at Kent State*	W	71-70
M5	BALL STATE*	W	91-76
M8	W. MICHIGAN#	W	87-56
M11	vs. Ball State*	W	79-70
M12	vs. Miami*	W	89-66
M18	vs. #18 Indiana!	L	72-84

***Ameritas Classic (Lincoln, Neb.); *Big Island Invitational (Hilo, Hawaii); #Mid-American Conference Tournament First Round; +Mid-American Conference Tournament (Columbus, Ohio); !NCAA Midcast Regional (Landover, Md.)**

Leading Scorers

Gary Trent ... 25.4
Chad Estis ... 11.1
Geno Ford ... 9.4

Leading Rebounders

Gary Trent ... 11.4
Jeff Boals ... 5.2

1994-95 (24-10, 13-5 MAC)

Preseason NIT Champions

Postseason NIT

N16	at Ohio State	W	74-67
N19	at #14 Virginia*	W	94-83
N23	vs. G. Washington*	W	82-76
N25	vs. New Mexico St.*	W	84-80
N30	at #3 Kentucky	L	74-79
D2	vs. UC-Irvine*	W	81-72
D3	at Iowa*	L	75-91
D7	OHIO DOMINICAN	W	87-57
D13	WRIGHT STATE	W	90-56
D17	at Xavier	L	71-90
D20	W. VIRGINIA	W	84-70
D30	DUQUESNE	W	71-58
J4	BALL STATE*	W	65-59
J7	at Miami*	L	55-64
J11	KENT STATE*	L	85-62
J14	BOWLING GREEN*	W	70-60
J18	at Toledo*	W	73-72
J21	AKRON*	W	81-61
J24	at W. Michigan*	W	80-68
J28	C. MICHIGAN*	W	96-59
F1	at E. Michigan*	L	79-85
F4	MIAMI*	L	69-80
F8	at Kent State*	W	75-64
F12	at Bowling Green*	L	68-79
F15	TOLEDO*	W	89-62
F18	at Akron*	W	75-58
F22	W. MICHIGAN*	W	91-77
F25	at C. Michigan*	W	78-53
M1	E. MICHIGAN*	W	75-60
M4	at Ball State*	L	85-96
M7	W. MICHIGAN#	W	72-56
M10	vs. E. Michigan*	L	72-78
M16	G. WASHINGTON!	W	83-71
M21	at Iowa!	L	62-66

***Preseason NIT; *Preseason NIT Finals (New York, N.Y.); *Iowa Hawkeye Classic (Iowa City, Iowa); #Mid-American Conference Tournament First Round; +Mid-American Conference Tournament (Toledo, Ohio); !Postseason NIT**

Leading Scorers

Gary Trent ... 22.9
Geno Ford ... 11.2
Curtis Simmons ... 10.7

Leading Rebounders

Gary Trent ... 12.8
Curtis Simmons ... 7.0

1995-96 (16-14, 11-7 MAC)

N22	vs. #10 Iowa*	L	51-78
N23	vs. Tex. Christian*	W	86-68
N24	vs. Old Dominion* (2ot)	W	90-89
D6	ILLINOIS STATE	L	65-66
D9	XAVIER	W	103-72
D12	at Wright State	L	77-88
D16	at W. Virginia	L	69-94
D20	RIO GRANDE	W	97-74
D23	at Duquesne	L	80-93
D29	vs. Princeton*	L	60-65
D30	vs. Coppin State*	W	94-92
J3	at Ball State*	L</	

F23	at Akron*	L	65-86
F25	KENT STATE*	W	76-61

▲Marquette Tournament (Milwaukee, Wis.)

Leading Scorers

Sanjoy Adell ...	16.1
Diante Flenori ...	11.2
Jim Peterson ...	10.9

Leading Rebounders

Basro Fahir ...	7.9
Diante Flenori ...	7.9

1998-99 (18-10, 12-6 MAC)

N28	WILMINGTON	W	107-56
D2	BOWLING GREEN*	W	64-57
D4	at #11 Syracuse^	W	61-55
D5	vs. Illinois-Chicago^	W	78-69
D8	at Cleveland State	L	61-64
D12	RHODE ISLAND	L	73-85
D15	at N. Illinois*	W	86-58
D17	W. VIRGINIA	W	90-72
D22	BALL STATE*	W	76-64
D28	at C. Florida	W	94-66
D30	at G. Washington	L	65-76
I2	C. MICHIGAN*	W	78-72
I6	at W. Michigan*	W	96-76
J9	at Toledo*	L	60-74
J13	E. MICHIGAN*	W	79-67
J16	BUFFALO*	W	90-50
J20	at Akron*	L	87-94
J23	at Bowling Green*	W	75-68
J27	at Kent State*	L	70-71
J30	MARSHALL*	L	86-73
F3	at Miami*	L	54-69
F6	at C. Michigan*	L	67-70
F13	W. MICHIGAN*	W	74-55
F17	at E. Michigan*	W	67-57
F20	KENT STATE*	L	77-86
F24	AKRON*	W	85-64
F27	TOLEDO#	W	70-60
M2	vs. Kent State*	L	57-68

▲Carrier Classic (Syracuse, N.Y.); #Mid-American Conference Tournament First Round; #Mid-American Conference Tournament (SeaGate Centre - Toledo, Ohio)

Leading Scorers

LaDrell Whitehead ...	18.9
Sanjoy Adell ...	15.9
Shaun Stonerook ...	13.6

Leading Rebounders

Shaun Stonerook ...	9.1
Diante Flenori ...	6.2

1999-2000 (20-13, 11-7 MAC)

N20	CLEVELAND STATE	W	87-82
N26	vs. Princeton*	W	68-60
N30	C. WASHINGTON	W	95-77
D3	vs. Houston*	L	73-65
D4	at Iowa*	L	66-86
D8	at E. Michigan*	L	55-65
D11	at W. Virginia*	W	75-64
D13	C. FLORIDA	W	77-57
D18	TOLEDO*	W	66-57
D22	at Portland	L	66-68
D28	vs. Gonzaga*	L	55-83
D29	vs. #19 W. Forest* (2ot)	W	68-74
D30	vs. Bradley	W	63-52
J5	at Kent State* (2ot)	L	69-73
J8	at Miami*	W	57-54
J11	AKRON*	L	60-62
J15	at #1 Cincinnati	L	59-73
J17	BUFFALO*	W	86-71
J20	at C. Michigan*	W	93-80
J22	W. MICHIGAN* (ot)	L	74-78
J26	BALL STATE*	W	64-53
J29	MARSHALL*	W	77-53
F3	at N. Illinois*	W	76-61
F5	at Bowling Green*	L	69-73
F9	C. MICHIGAN* (ot)	L	83-77
F12	at Akron* (ot)	L	79-81
F14	at Marshall*	L	78-72
F21	MIAMI*	W	68-65
F23	at Buffalo*	W	82-62
F26	KENT STATE*	W	81-71
M1	W. MICHIGAN#	W	77-52
M5	vs. Kent State*	W	69-68
M6	vs. Ball State*	L	70-67

▲at Halifax, Nova Scotia; #Gazette Hawkeye Classic (Iowa City, Iowa); #Charleston, W.Va.; #Outrigger Hotels Rainbow Classic (Honolulu, Hawaii); #FirstEnergy Mid-American Conference Basketball Tournament First Round; #FirstEnergy Mid-American Conference Basketball Tournament (Cleveland, Ohio)

Leading Scorers

Sanjoy Adell ...	16.1
Shaun Stonerook ...	15.7
Anthony Jones ...	11.4

Leading Rebounders

Shaun Stonerook ...	11.7
Brandon Huner ...	6.2

2000-01 (19-11, 12-6 MAC)

N22	RIO GRANDE	W	91-70
D2	vs. Niagara^	W	77-64
D6	at Virginia	L	71-90
D9	at Wisconsin	L	46-65
D12	at Duquesne	L	89-94
D16	at W. Michigan*	L	65-76
D19	W. VIRGINIA	W	79-67
D22	at Oakland	W	92-85
D29	at Arizona State*	W	75-71

D30	vs. Pepperdine* (ot)	L	76-78
J3	at Ball State*	W	68-58
J8	KENT STATE*	W	67-65
J13	MIAMI* (ot)	W	62-60
J17	at C. Michigan*	L	69-75
J20	AKRON*	W	85-67
J23	N. ILLINOIS*	W	91-63
J27	at Buffalo*	W	83-66
J31	at Toledo*	L	53-66
F3	MARSHALL*	W	77-71
F7	BOWLING GREEN*	L	68-78
F10	E. MICHIGAN*	W	94-68
F14	at Akron*	W	70-61
F17	at Marshall*	L	70-92
F21	BUFFALO*	W	86-76
F24	at Kent State*	W	69-63
F26	C. MICHIGAN*	W	77-64
F28	at Miami*	L	72-76
M5	BUFFALO#	W	101-78
M8	vs. Toledo*	W	64-63
M9	vs. Miami*	L	61-62

▲at Halifax, Nova Scotia; #azcentral.com Classic (Tempe, Ariz.); #FirstEnergy Mid-American Conference Basketball Tournament First Round; #FirstEnergy Mid-American Conference Basketball Tournament (Cleveland, Ohio)

Leading Scorers

Brandon Hunter ...	18.1
Anthony Jones ...	12.7
Steve Esterkamp ...	10.7

Leading Rebounders

Brandon Hunter ...	9.4
Patrick Flomo ...	6.5



Head Coach:
Tim O'Shea
Six Years
100-82 (.549)
One MAC championship

2001-02 (17-11, 11-7 MAC)

N26	at Navy	W	80-74
N29	DUQUESNE	W	73-60
D5	at DePaul	W	77-75
D8	WISCONSIN	L	71-77
D12	at St. Bonaventure	L	85-97
D15	OAKLAND	W	71-70
D27	vs. Long Island^	W	110-57
D28	vs. Vermont^	L	79-91
J2	at N. Illinois*	W	88-76
J5	at Akron*	W	68-57
J9	W. MICHIGAN*	W	86-68
J12	at Kent State*	L	56-71
J15	at Buffalo*	W	62-61
J19	MIAMI*	W	85-61
J22	at E. Michigan*	W	80-66
J26	at W. Michigan*	L	65-95
J30	AKRON*	L	73-74
F2	MARSHALL*	W	94-78
F6	at Bowling Green*	L	64-80
F9	BALL STATE*	W	85-71
F11	at Miami*	L	55-79
F13	C. MICHIGAN*	W	64-50
F16	at Marshall*	W	71-66
F20	at North Carolina	W	86-78
F23	KENT STATE*	L	67-70
F27	TOLEDO*	L	68-69
M2	BOWLING GREEN*	W	85-78
M4	C. MICHIGAN#	L	56-65

▲FIU Holiday Classic (Miami, Fla.); #FirstEnergy Mid-American Conference Basketball Tournament First Round

Leading Scorers

Brandon Hunter ...	17.3
Sonny Johnson ...	15.8
Steve Esterkamp ...	13.4

Leading Rebounders

Brandon Hunter ...	9.1
Patrick Flomo ...	4.6

2002-03 (14-16, 8-10 MAC)

N30	at Providence	L	68-91
D2	at Brown	W	75-71
D7	at Toledo*	L	71-78
D10	at DePaul	L	65-73
D13	at Boston Univ.	L	57-78
D20	NAVY	W	54-52
D23	at Wisconsin	L	51-75
D31	ST. BONAVENTURE	W	104-101
J4	vs. Kentucky^	L	75-83
J8	AKRON* (4ot)	W	112-104
J11	at C. Michigan*	L	84-87
J15	N. ILLINOIS*	L	61-68
J18	MIAMI*	L	65-77
J21	at Buffalo*	W	72-66
J28	BOWLING GREEN* (ot)	L	60-66
J28	at Marshall* (2ot)	W	87-85
F1	at Ball State*	L	68-83
F8	BUFFALO*	W	61-49
F11	at N. Illinois*	L	53-80
F15	KENT STATE*	W	74-71
F19	E. MICHIGAN* (ot)	L	73-76
F22	W. MICHIGAN* (2ot)	W	79-72
F23	at Akron* (ot)	L	82-84
F26	VIRGINIA	W	78-72
M1	MARSHALL*	W	70-65
M5	at Miami*	W	64-56
M8	at Kent State*	L	62-73
M10	at Akron#	W	79-77
M13	vs. Miami* (ot)	W	65-55
M14	vs. Kent State*	L	70-73

▲US Bank Arena (Cincinnati, Ohio); #FirstEnergy Mid-American Conference Basketball Tournament First Round; #FirstEnergy Mid-American Conference Basketball Tournament (Cleveland, Ohio)

Leading Scorers

Brandon Hunter ...	21.5
Steve Esterkamp ...	14.7
Sonny Johnson ...	14.4

Leading Rebounders

Brandon Hunter ...	12.6
Steve Esterkamp ...	4.8

2003-04 (10-20, 7-11 MAC)

N15	vs. Mercer^	L	64-67
N16	vs. Coppin State^	W	51-47
N17	vs. UC Irvine^	L	60-63
N30	TOLEDO*	L	66-72
D3	BOSTON UNIV. (2ot)	L	64-67
D6	BROWN	W	71-62
D9	DEPAUL	L	60-63
D13	at San Francisco	L	46-53
D20	at Navy	W	63-52
D27	vs. Wisconsin+	L	48-71
J3	at N. Illinois*	L	63-73
J7	at Duquesne	L	91-96
J10	at Kent State*	L	71-80
J14	BUFFALO*	W	90-76
J17	N. ILLINOIS*	W	80-59
J20	at Akron*	L	76-84
J24	at Marshall*	L	60-74
J28	at W. Michigan*	L	73-96
J31	C. MICHIGAN*	W	73-61
F2	MIAMI* (ot)	W	67-64
F7	BALL STATE* (ot)	W	88-84
F11	at Bowling Green*	L	71-81
F14	AKRON*	W	83-79
F18	at Miami* (ot)	L	63-64
F21	at Butler* (ot)	L	63-64
F25	at E. Michigan*	L	64-75
F29	MARSHALL*	L	68-71
M3	at Buffalo*	L	49-77
M6	KENT STATE*	W	60-59
M8	at Bowling Green#	L	54-56

▲BCA Classic (Cincinnati, Ohio - Cintas Center); #Rock-n-Roll Shootout (Cleveland, Ohio); #ESPN BracketBusters; #FirstEnergy Mid-American Conference Basketball Tournament First Round

Leading Scorers

Jaiwon Harris ...	15.1
Thomas Stephens ...	10.0
Terren Harbut ...	9.2

Leading Rebounders

Jaiwon Harris ...	4.6
Delvar Barret ...	4.6

2004-05 (21-11, 11-7 MAC)

MAC Tournament Champions			
NCAA First Round			
Captain: Terren Harbut			
N29	SAN FRANCISCO	W	81-66
D2	BUTLER	W	64-58
D4	NAVY	W	90-55
D7	at St. Francis (Pa.)	L	74-83
D11	at American	L	55-64
D18	DUQUESNE	W	73-60
D27	vs. Binghamton^	W	67-63
D28	at Florida Int. (ot)	L	73-74
J2	at Akron*	L	59-71
J5	at Ball State*	L	80-81
J9	MARSHALL*	W	77-68
J12	at N. Illinois*	L	71-74
J15	KENT STATE*	W	80-54
J19	at C. Michigan*	W	74-54
J22	at Miami*	L	57-59
J26	TOLEDO*	W	76-68
J29	BOWLING GREEN*	W	72-69
F2	at Buffalo*	W	92-90
F5	W. MICHIGAN*	W	89-85
F7	at Bowling Green*	L	63-78
F12	MIAMI*	W	61-57
F16	AKRON*	L	

Ohio's History in the AP Rankings

1959-60	No. 18 in 2/16 poll
1969-70	No. 19 in 12/9 poll
	No. 10 in 12/16 poll
	No. 5 in 12/23 and 12/30 polls
	No. 9 in 1/6 poll
	No. 14 in 1/13 poll
	No. 13 in 1/20 and 1/27 polls
	No. 17 in 3/3 poll
1971-72	No. 17 in 12/12 poll
1994-95	No. 23 in 11/21 poll
	No. 14 in 11/28 poll
	No. 21 in 12/5 poll
	No. 19 in 12/12 poll

Games vs. Ranked Opponents (on record)

3/11/60	vs. #13 Georgia Tech	L, 54-57
12/11/60	#1 OHIO STATE	L, 64-85
12/16/60	at #7 St. John's	L, 50-78
12/8/62	at #9 St. Bonaventure	L, 60-75
12/29/62	at #1 Cincinnati	L, 43-73
1/21/63	#2 Loyola-Chicago	L, 72-80
2/27/63	#5 Loyola-Chicago	L, 94-114
3/13/64	vs. #4 Kentucky	W, 85-69
3/14/64	vs. #2 Michigan	L, 57-69
12/11/67	at #7 Purdue	L, 66-78
11/30/68	at #12 Ohio State	L, 77-85
12/14/68	at #13 Purdue	L, 89-100
12/6/69	at #13 Purdue	W, 80-79
12/13/69	at #16 Ohio State	W, 82-80
3/7/70	vs. #15 Notre Dame	L, 82-112
12/18/70	at #13 Indiana	L, 88-97
12/11/71	#4 OHIO STATE	W, 79-68
12/15/71	#12 INDIANA	W, 79-70
3/11/72	vs. #7 Marquette	L, 49-71
12/16/72	at #15 Indiana	L, 68-89
12/21/73	at #1 UCLA	L, 63-110
12/22/73	at #16 USC	L, 68-80
3/9/74	vs. #3 Marquette	L, 59-85
12/11/79	at #4 Ohio State	L, 51-78
12/26/80	at #18 Illinois	L, 54-84
11/27/82	vs. #19 St. John's	L, 52-62
3/19/83	vs. #12 Kentucky	L, 40-52
11/30/83	at #16 DePaul	L, 45-69
12/1/84	at #12 Indiana	L, 73-90
3/14/85	vs. #13 Kansas	L, 38-49
12/14/85	at #1 N. Carolina	L, 57-99
12/19/86	at #1 UNLV	L, 81-105
12/17/88	at #10 Missouri	L, 85-113
3/10/89	vs. #19 Ball State	L, 46-62
12/28/90	vs. #5 Indiana	L, 64-102
12/4/91	at #4 Ohio State	L, 62-78
12/23/91	vs. #17 Kentucky	L, 63-73
12/29/93	vs. #14 Connecticut	W, 85-76
3/18/94	vs. #18 Indiana	L, 72-84
11/19/94	at #14 Virginia	W, 94-83
11/30/94	at #3 Kentucky	L, 74-79
11/22/95	vs. #10 Iowa	L, 51-78
1/31/96	#23 E. Michigan	W, 82-73
12/14/96	at #23 UCLA	L, 61-72
12/23/97	at #22 Rhode Island	L, 72-85
12/30/97	#6 KENTUCKY	L, 58-95
12/4/98	at #11 Syracuse	W, 61-55
12/29/99	vs. #19 Wake Forest	L, 68-74
1/15/00	at #1 Cincinnati	L, 59-73
12/30/05	vs. #18 Kentucky	L, 71-63

Overall Record vs. Top 25: 9-41
 vs. #1: 0-6
 vs. Top 5: 2-14
 vs. Top 10: 2-20
 vs. Top 15: 7-30
 vs. Top 20: 8-39
 at home: 3-4
 away: 4-26
 neutral: 2-15

Overtime Games (on record)

1932-33	at Cincinnati	W, 32-28
1944-45	at Denison	L, 53-57
1/25/58	MARSHALL	L, 78-81
2/15/58	BOWLING GREEN	W, 84-82
12/20/58	at Cornell	W, 58-54
1/13/59	at Miami	L, 54-56
2/2/59	at Toledo	L, 67-79

1/28/61	at W. Michigan	W, 78-76
2/11/61	KENT STATE	W, 102-92
1963-64	at Bowling Green	W, 88-79
1963-64	TOLEDO	W, 82-76
3/10/64	vs. Louisville	W, 71-69
2/5/66	BOWLING GREEN (2)	W, 95-87
12/7/66	at Indiana	W, 91-90
1/7/67	at W. Michigan	L, 70-72
1/18/69	at Toledo	W, 92-86
1/25/69	KENT STATE	W, 75-72
2/5/69	TOLEDO	W, 98-95
3/1/69	at Bowling Green	W, 95-88
12/12/70	at Missouri (2)	L, 83-91
2/12/72	at Miami	W, 69-66
3/7/72	at Toledo	W, 69-67
11/28/72	C. MICHIGAN	W, 86-84
12/29/72	vs. S. Illinois	W, 78-77
1/13/73	MIAMI	L, 79-80
2/23/74	C. MICHIGAN	W, 79-78
1/15/75	MIAMI (2)	W, 92-90
2/2/76	LOYOLA-CHICAGO	L, 82-86
12/18/76	at Cleveland State	W, 93-83
2/5/77	at Bowling Green	W, 69-68
2/9/77	TOLEDO (2)	L, 74-75
2/1/78	LOYOLA-CHICAGO	W, 86-80
1/20/79	BOWLING GREEN	L, 77-79
1/22/79	ST. BONAVENTURE	L, 71-74
2/3/79	at Kent State	W, 85-84
2/26/79	ROBERT MORRIS	W, 79-74
12/5/79	CANISIUS	W, 87-82
2/9/80	C. MICHIGAN	W, 67-66
1/6/82	BOWLING GREEN	L, 65-68
1/16/82	at N. Illinois	W, 69-67
3/2/82	at N. Illinois	L, 68-70
12/11/82	vs. Rhode Island	W, 67-65
12/15/82	at Niagra	L, 69-71
2/14/83	at DePaul (2)	W, 63-62
2/19/86	at Miami	W, 80-79
2/4/87	TOLEDO	W, 72-70
2/22/89	at Bowling Green	L, 68-73
12/28/91	at Wyoming	L, 65-70
1/25/92	MIAMI (3)	L, 86-91
2/19/92	BALL STATE	W, 73-70
2/25/92	W. MICHIGAN	W, 82-81
12/8/92	at Kansas State	L, 72-73
2/3/93	at E. Michigan	W, 81-74
3/11/93	vs. Toledo	L, 84-85
12/14/93	at Duquesne	L, 74-79
12/24/95	vs. Old Dominion (2)	W, 90-89
2/26/97	BOWLING GREEN	W, 89-87
11/29/97	at Wright State	W, 57-56
12/2/97	at Radford	L, 63-72
2/5/98	C. MICHIGAN (2)	W, 122-121
12/29/99	vs. Wake Forest (2)	L, 68-74
1/5/00	at Kent State (2)	L, 69-73
1/22/00	W. MICHIGAN	L, 74-78
2/9/00	C. MICHIGAN	W, 83-77
2/12/00	at Akron	L, 79-81
12/30/00	vs. Pepperdine	L, 76-78
1/13/01	MIAMI	W, 62-60
1/8/03	AKRON (4)	W, 112-104
1/28/03	BOWLING GREEN	L, 60-66
2/1/03	at Marshall (2)	W, 87-85
2/19/03	E. MICHIGAN	L, 73-76
2/22/03	W. MICHIGAN (2)	W, 79-72
2/23/03	at Akron	L, 82-84
3/13/03	vs. Miami	W, 66-65
12/3/03	BOSTON UNIV. (2)	L, 64-67
2/2/04	MIAMI	W, 67-64
2/7/04	BALL STATE	W, 88-84
2/18/04	at Miami	L, 63-64
2/21/04	at Butler	L, 63-64
12/28/04	at Florida International	L, 73-74
3/12/05	vs. Buffalo	W, 80-79
2/4/06	at Bowling Green (2)	W, 93-90
12/2/06	MARSHALL	W, 84-78
1/14/07	at Kent State	L, 65-67
1/21/07	at Miami	L, 69-72
2/6/07	at Western Michigan	W, 78-73

Overall Record: 49-37
 at home: 25-14
 away: 18-20
 neutral: 6-3
 2OT: 8-5
 3OT: 0-1
 4OT: 1-0