

2007-08 OHIO MEN'S BASKETBALL



Ohio (20-12) at Bradley (18-15)
Game #33 • Road Game #15
Monday, March 24, 2008 • 8:00 p.m. ET
Carver Arena (11,060) • Peoria, Ill.



TIP-OFF

Ohio Appears In CBI: The Bobcats will face the Bradley Braves Saturday evening in the inaugural College Basketball Invitational at 8 p.m. ET in Carver Arena.

OHIO vs. BRADLEY

Series History: Ohio leads the all-time series by a 2-1 margin. The last time the two teams played was during the 1999-00 season. **Scouting**

Bradley: The Braves are led offensively by Jeremy Crouch and Daniel Ruffin who average 15.6 and 14.5 points, respectively. Matt Salley is the leading rebounder at 6.6 caroms per game.

THE COACHES

Ohio's Tim O'Shea: O'Shea is in his seventh year on the sidelines at Ohio. He has compiled a record of 120-94 (.561) in Athens, which is also his career record. His win against Louisiana-Lafayette moved him past Danny Nee into fifth place on Ohio's career wins list. **Bradley's Jim Les:** Les is 102-88 in his sixth year with the Braves.

ON THE AIR

TV: The game will not be televised, but a live video streak can be found on OhioBobcats.com. **Radio:** The game will be carried live on OBSN.

ON THE NET

Audio: Live audio will be available through OhioBobcats.com. **Live Stats:** Live up-to-the-second stats can be found via OhioBobcats.com.

2007-08 SCHEDULE/RESULTS

Date	Opp. [TV]	Time/Result
N3	MERCYHURST (Exh.)	W, 72-45
N9	NEW MEXICO ST. [GTN/ESPN FC]	W, 80-72
N17	CORNELL	W, 102-89
N26	at Holy Cross	L, 62-60
N29	at Temple	L, 90-88
D2	at St. Francis (NY)	W, 67-63
D5	ST. BONAVENTURE	W, 77-58
D8	DELAWARE	W, 78-59
D12	at Maryland [CSN Mid-Atlantic]	W, 61-55
D15	vs. Kansas^ [ESPN2]	L, 88-51
D19	vs. St. John's# [KFVE-TV]	W, 71-69
D21	vs. Louisiana-Lafayette# [KFVE-TV]	W, 74-68
D22	vs. Saint Mary's#	L, 70-63
J2	at Bucknell	W, 53-47
J5	at Bowling Green*	L, 52-49
J12	MIAMI* [GTN]	W, 72-63
J17	at Akron* [ESPNU]	L, 55-54
J19	KENT STATE* [ESPN Classic]	W, 71-59
J23	at Buffalo*	W, 68-59
J26	BALL STATE* [GTN/ESPN FC]	W, 61-59
J29	C. MICHIGAN* [GTN/ESPN FC]	W, 62-47
F2	at N. Illinois*	W, 73-55
F6	at E. Michigan*	L, 63-56
F9	W. MICHIGAN* [FSN Ohio]	W, 57-54
F13	at Toledo*	L, 54-52
F16	at Kent State* [FSN Ohio]	L, 72-62
F19	BOWLING GREEN* [GTN/ESPN FC]	W, 69-48
F23	GEORGE MASON [ESPN2]	W, 69-57
M1	at Miami* [GTN/ESPN FC]	L, 73-49
M4	AKRON* [GTN/ESPN FC]	L, 80-77
M9	BUFFALO*	W, 94-80
M13	#5 Miami+ [FSN Ohio/CSN]	L, 74-61
M18	BROWN&	W, 80-74
M24	at Bradley&	8:00p.m.

Home games in CAPS

All times local to site

^ Sprint Center - Kansas City, Mo.
 # Rainbow Classic - Honolulu, Hawai'i
 * Mid-American Conference game
 + Quicken Loans Arena - Cleveland, Ohio
 & College Basketball Invitational

2007-08 BOBCATS AT A GLANCE

Probable Starters:

No.	Name	Pos.	Yr.	Ht./Wt.	Key Stats
3	Michael Allen	G	JR	6-0/180	Ohio assist leader with 137 (4.4 apg)
5	Leon Williams	F/C	SR	6-8/245	Leads Ohio in ppg, rpg (16.3, 9.8)
24	Tommy Freeman	G	FR	6-5/180	Earned first start vs. UB (3/9)
25	Justin Orr	F	JR	6-6/205	Averaging 6.8 pts, 2.7 rbs.
33	Jerome Tillman	F	JR	6-6/235	Second in ppg, rpg (13.4, 7.5)

Reserves:

No.	Name	Pos.	Yr.	Ht./Wt.	Key Stats
1	DeVaughn Washington	F	FR	6-7/215	Played in all but one game
4	Bubba Walther	G	SR	6-5/175	Leads team with 77 3-pointers
11	Bert Whittington IV	G	JR	5-11/170	Fourth-leading scorer (7.9)
12	Kenneth van Kempen	C	SO	6-10/265	Averaging 2.4 pts. and 1.9 rbs.
13	Andrew Vroman	G	SR	6-3/185	Five games played
15	Allen Hester	G	JR	6-1.5/180	2.7 pts. per game
23	Maurice Pearson	F	FR	6-9/220	RS candidate
32	Zach Nagtzaam	C	FR	6-11.5/255	RS candidate
44	Asown Sayles	G	SO	6-5/210	Seven games played

MAC STANDINGS (THROUGH 3/22)

West Division	MAC	Overall
Western Michigan	12-4	20-12
Central Michigan	8-8	14-17
Eastern Michigan	8-8	14-17
Toledo	7-8	11-19
Ball State	5-11	6-24
Northern Illinois	3-12	6-22
East Division	MAC	Overall
Kent State	13-3	28-7
Akron	11-5	24-11
Ohio	9-7	20-12
Miami OH	9-7	17-16
Bowling Green	7-9	13-17
Buffalo	3-13	10-20

THIS DATE IN OHIO BASKETBALL HISTORY

According to available records, the Bobcats have never played a game on March 24.

2007-08 OHIO BASKETBALL MEDIA NOTES

Numerical Roster

NO	NAME	POS	HT/WT	CL/EXP	HOMETOWN/HIGH SCHOOL/LAST
1	DeVaughn Washington	F	6-7/215	FR/HS	Virginia Beach, Va./Kempsville
3	Michael Allen	G	6-0/180	JR/TR	Detroit, Mich./Cody/Cloud County
4	Bubba Walther	G	6-5/175	SR/1L	Cincinnati, Ohio/Moeller/Akron
5	Leon Williams*	F	6-8/245	SR/3L	Baltimore, Md./Cardinal Gibbons
11	Bert Whittington IV	G	5-11.5/170	JR/TR	Hankamer, Texas/Chapparral (Calif.)/Ohlone
12	Kenneth van Kempen	C	6-10/265	SO/1L	Weert, Netherlands/Univ. of Maastricht
13	Andrew Vroman	G	6-3/185	SR/PSQ	Bowling Green, Ohio/Bowling Green/Owens
15	Allen Hester	G	6-1.5/180	JR/TR	Alameda, Calif./Notre Dame/Ohlone
23	Maurice Pearson	F	6-9/220	FR/HS	Silver Springs, Md./Bethesda-Chevy Chase
24	Tommy Freeman	G	6-5/180	FR/HS	Muncie, Ind./Central
25	Justin Orr	F	6-6/205	JR/TR	Cincinnati, Ohio/LaSalle/Murray State
32	Zach Nagtzaam	C	6-11.5/255	FR/HS	Ayr, Ontario/Southwood Secondary
33	Jerome Tillman*	F	6-6/235	JR/2L	Beavercreek, Ohio/Beavercreek
44	Asown Sayles	G	6-5/210	SO/SQ	McKeesport, Pa./McKeesport/Hargrave Mil.
	Mike Harris^	G	6-4/195	SO/TR	Columbus, Ohio/Marion-Franklin/Iona

* co-captain

^ will sit out 2007-08 under NCAA transfer guidelines

PRONUNCIATIONS

Players

Zach NAGTZAAMNAG-zam
ASOWN Sayles UH-sawn
DEVAUGHN Washington..... DAY-vaughn

Coaches

Tim O'SHEA O'SHAY
Kevin KUWIK.....KOO-wik

OHIO, PLEASE

Please use the single term *Ohio*. It is proper to use *Ohio University* when referring to other institutions by their full name. Please do not use *Ohio U.* or *O.U.* The appropriate abbreviation is *OH*.

Quick Facts

OHIO UNIVERSITY

Location Athens, Ohio
Founded 1804
Enrollment 28,442
Nickname Bobcats
Colors Hunter Green (PMS 342) and White
Court Convocation Center (13,080)
Affiliation Division I
Conference Mid-American (East)
President Dr. Roderick J. McDavis
Director of Athletics Kirby Hocutt
Senior Woman Administrator Amy Dean

COACHING STAFF

Head Coach Tim O'Shea
Record at Ohio 120-94 (.561) (seven years)
Overall Record same
Associate Head Coach John Rhodes
Assistant Coaches Kevin Kuwik
..... Bacari Alexander
Graduate Assistant Doug Dewey
Basketball Secretary Brenda White
Office Phone/Fax (740) 593-1956/597-2942
Address S121 Convocation Center
..... Athens, OH 45701

TEAM INFORMATION

2006-07 Record 19-13
2006-07 MAC Record 9-7 (4th-East)
2006-07 Home Record 10-2
2006-07 Road Record 4-9
2006-07 Neutral Record 5-2
Letterwinners Returning/Lost 4/4
Starters Returning/Lost 3/2

PROGRAM INFORMATION

First Year 1907-08
All-Time Record 1,317-997 (.569)
First Year in MAC 1946-47
All-Time MAC Record 493-383 (.563)
MAC Championships (Last) 10 (2005)
NCAA Tournament App. (Last) 11 (2005)
Postseason NIT App. (Last) 3 (1995)
Postseason CBI App. (Last) 1 (2008)
School Record for Wins 25 (1993-94)

MAC WEEKLY TELECONFERENCE

Starting on January 7, the Mid-American Conference will hold a weekly head coaches teleconference every Monday morning through March 5. The West Division coaches will talk from 10-10:47 a.m., and the East Division coaches will be available from 10:48-11:36 a.m. Ohio Head Coach Tim O'Shea will participate from 10:48-10:56.

TIM O'SHEA RADIO SHOW

The Tim O'Shea Radio Show is broadcast live Monday evenings from 7-8 p.m. on the Ohio Bobcat Sports Network on 107.7 FM in Nelsonville, and on the Internet through ohiobobcats.com. Host Warren Swain, Coach O'Shea and guests recap the previous week's action and look ahead to upcoming opponents. Show dates are 12/3, 1/7, 1/14, 1/21, 1/28, 2/4, 2/11, 2/18, 2/25, 3/3, 3/10.

OHIO SPORTS NETWORK AFFILIATES

WXTO, 105.5 FM..... Athens WYRO, 98.7 FM..... Jackson
WJAW, 100.9 FM..... McConnelsville WRAC, 103.1 FM..... West Union
WMPO, 1390 AM..... Middleport WMOA, 1490 AM..... Marietta
WHNK, 1450 AM..... Parkersburg, W.Va. WJAW, 630 AM..... St. Mary's, W.Va.

MEDIA INFORMATION

Press Row

Press row is located on the west side of the Convocation Center on the concourse level. On game days, media should enter The Convo through the pass gate on the southwest side (entrance from the parking area on the athletics mall). Print media and radio broadcasters will be seated on press row. A courtesy phone is available on press row for making local, toll-free or collect calls while individuals can access the Internet by a wireless connection. Photographers are restricted to the baselines at each end of The Convo floor and must have a pass. The press row phone number is 740-593-0516. The number is not for use by the general public and is limited to official media inquires and scores reporting.

Credentials

A pass list will determine access through the pass gate and credentials are not required for members of the media, or professional scouts. A credential is required for television and photographers who need access to the floor. For those members of the media who wish to attend a contest, 24-hour notice is required to have a name placed on the pass list. The same notice is required for a floor pass.

Parking

A parking pass will be made available upon request to approved members of the media. A parking pass will entitle the holder to park in Lot 4, west of The Convo.

Practices

Most team practices are open to the media. Please contact Jason Corriher for updates on the team's practice schedule and availability for access. Practice is held in The Convo and times vary by school term.

Player/Coach Interviews

Please arrange all player interviews through Jason Corriher. In-person interviews will be conducted at the conclusion of practice. Telephone interviews may be arranged around practice times with advance preparation encouraged. 24-hour notice is appreciated.

Postgame Interviews

The Ohio basketball locker room is closed to all media. Postgame interviews with the head coaches and selected players from both teams will be held in the Phillips Auditorium at the conclusion of the game. The Phillips Auditorium is located on floor level of The Convo in the northeast corner of the facility. Media should enter from the northeast portal on the floor level.

Interviews at away games should be handled through Jason Corriher. If scheduled in advance, phone interviews will also be available.

LEON WILLIAMS

MAC PLAYER OF THE YEAR RUNNER-UP

07-08 STATS: 16.3 PPG • 9.8 RPG • 61.4 FG% • 73.8 FT% • 30.6 MPG

07-08 Season Highlights

- ... First-Team All-MAC
- ... One of just two MAC players named All-District by the NABC
- ... Led Ohio in points 14 times and in rebounds 26 times
- ... 15 points, 15 rebounds in 61-55 win at Maryland
- ... Career-high 31 points at Temple
- ... Eight double-doubles in 16 MAC games and 16 overall
- ... 36 assists, 23 blocks, 43 steals

Upcoming Program Benchmarks

- ... Needs 45 points to be 6th in Ohio history (He has 1,696)
- ... Needs 26 rebounds to be 1st in Ohio history (He has 1,077)
- ... Needs 12 made FTs to be 3rd in Ohio history (He has 485)
- ... Needs 1 FT attempt to be 2nd in Ohio history (He has 725)

Career Superlatives

- ... 95 games with 10+ points
- ... 20 games with 20+ points
- ... 48 games with 10+ rebounds
- ... 43 double-doubles
- ... 7 games with 3+ blocks

Active Career Streaks

- ... 77 straight games with a FG
- ... 126 straight games with a reb.
- ... 126 straight games started

07-08 Stats Rankings

Stat	MAC	NCAA*
PPG (16.3)	4th	
RPG (9.8)	1st	27th
O-Rebs (4.28)	1st	5th**
D-Rebs (5.47)	1st	
FG% (.614)	1st	12th
Blocks (0.72)	13th	
Steals (1.34)	15th	

*As of 3/16

**Courtesy: Sportsline.com



- 6-8, 245 lbs.
- Baltimore, Md.
- Cardinal Gibbons

2007-08 OHIO BASKETBALL MEDIA NOTES

Bracket Boys

• The Bobcats played seven games against teams that qualified for this season's NCAA Tournament, which ties Akron for the second-highest total in the league. Miami is first in the conference with nine games against the field of 65.

Long Time Coming

• Ohio won its first postseason game since March 16, 1995 when it defeated George Washington in the Convo by a score of 83-71 in the first round of the National Invitation Tournament.

Gotta Tip the Cap

• David Huffman of Brown set a new record (nine) for most three-pointers made by a visiting player in the Convocation Center. The Bears also set a facility record for the most 3-pointers made by an opposing team (16). The previous high was 13 by Central Michigan (1/13/90) and St. Bonaventure (12/31/02). His 39 points were the most by an opposing player since Derrick Tarver of Akron lit up the Bobcats for 41 on Jan. 8, 2003 in a 112-104 Ohio overtime win in the Convo. Ohio's Bubba Walther had the most assists for an Ohio player since Jeff Halbert had 10 in an 84-82 loss at Akron on Feb. 23, 2003.

Taking Good Care

• The Bobcats made just six turnovers in the MAC Tournament loss to Miami, which was the fewest for the program since committing the same amount in a 64-52 win over Samford on Feb. 18, 2006. The 14 combined turnovers between the two schools was the fewest in an Ohio game under O'Shea.

Just Too Many

• The Bobcats have yielded 76.2 points over their last five games compared to just 62.5 in the previous 27 games this season.

Tillman, Williams Earn All-MAC Honors

• The Mid-American Conference announced its postseason awards for the 2007-08 basketball season Wednesday afternoon, and Ohio senior Leon Williams has been selected All-MAC First Team and junior Jerome Tillman has been named All-MAC Honorable Mention, as voted on by the league's 12 head coaches.

Leon Does It Again

• Leon Williams was named MAC Player of the Week Monday after tallying an average of 26.5 points, 5.0 rebounds and 1.5 steals in leading the Bobcats to a 1-1 week, clinching the fourth and final bye spot in this week's MAC Tournament. He also missed just three field goal attempts (16-19, 84.2) and five free throw attempts (21-26, .808). He was particularly on fire against Buffalo. The senior forward made 10-of-11 shots from the field (91 percent), which tied him with Jerome Tillman last season and Curtis Simmons in 1997 for fourth-best all-time shooting percentage in a game (min. seven attempts).

Red-Hot

• Ohio converted a season-high 62 percent (31-50) of its field goals against Buffalo. The last time the Bobcats made a higher percentage was March 4, 2006 when they posted a .627 clip (32-51) in an 85-48 demolition of Bowling Green in the Convo.

All-District Delight

• Leon Williams was one of just two Mid-American Conference student-athletes selected as an All-District honoree by the NABC earlier this week. He is now now eligible for the State Farm Division I All-America team which is to be announced on Saturday, April 5, at the 2008 NABC Convention in San Antonio.

Slow Start

• The Bobcats have been tied or trailing at the half in nine of their last 11 games. Ohio is 5-6 in those contests.

Home, Sweet Home

• The Bobcats always ratchet up the intensity when they step on the Convo floor and, this year, the numbers bear that out. While Ohio averages just 60.2 points in away games, it nets 74.9 points per game in the Convo.

Ohio's Board-er Patrol

• The Bobcats inside combination of Jerome Tillman and Leon Williams have been dominate on the glass this season. In each of Ohio's 32 games, either Tillman or Williams has led the team in rebounding. Tillman has done it nine times and Williams led the 'Cats in boards 26 times. Williams led the team with 12 rebounds against Brown for his 43rd career double-double.

Protect This House

• Ohio was undefeated at home this season, with 12 straight wins inside The Convocation Center dating back to last season prior to its 80-77 loss to Akron. Last season, Ohio lost just two of eight games at home, but one game was to Kent State, 73-71. The Bobcats also lost to Northern Illinois, dropping two of their last three home games.

Coming Up Dry

• Ohio's 24.6 percent clip from the floor at Miami is the lowest for the Bobcats under head coach Tim O'Shea, surpassing the 25.0 percent mark set on Feb. 11, 2003 in an 80-53 loss at Northern Illinois. The Redhawks' 56.1 percent field goal percentage was also a season-high for a Bobcat opponent and the most since Miami shot 60.4 percent in the win in last year's conference tourney.

#500

• The win over George Mason was the 500th game in the Convo. Ohio is 383-120 (.761) all-time and sports a winning streak of 21 straight non-conference games. Since the beginning of the 2004-05 season, Ohio is 49-6 (.891) in the friendly confines of the Convo.

Coming Up Big Against BG

• Ohio registered a season-high 13 steals in the win over Bowling Green. That total was the most in a game for the program since posting 14 in a 78-73 overtime win at Western Michigan on Feb. 6, 2007. The Bobcats' 21-point win was the largest margin of victory for the program since scoring a 25-point win over those same BGSU Falcons on Feb. 21, 2007 by a score of 88-63.

Assist Watch

• The Bobcats had a 15-game streak of posting more assists than their opponents snapped in the loss at Miami. Ohio's eight assists in the game was a season-low and the fewest since the Bobcats posted seven in last season's MAC Tournament loss to Miami.

So Many Whistles

• Ohio's 25 fouls in the loss to Toledo was the most for the program since committing 27 in an 82-65 loss at Kent State on March 5, 2005.

Same Place, Different Result

• Interestingly enough, the Bobcats' 24 turnovers against the Toledo was the most for an Ohio squad since committing that same amount against those same Rockets in a 71-68 Ohio win at Savage Hall on Jan. 21, 2006.

Spread Too Thin

• Ohio's Leon Williams, Justin Orr and Bubba Walther all led the way with nine points in the loss at Eastern Michigan. That was the first time Ohio had been held without a double-figure scorer in the Tim O'Shea era.

Williams-2008 MAC Player of the Year?

• Leon Williams was named MAC East Player of the Week after averaging 16.5 points and 10.5 rebounds on 60.9 percent shooting from the floor to power the Bobcats to a pair of wins. The senior forward secured the award with three straight double-doubles. He has also led Ohio in rebounding in 26 of 32 games this season. Williams is in sole possession of seventh in Ohio's scoring records with 1,696 points. Steve Skaggs (1975-79) is sixth with 1,741. He is also within 26 rebounds (1,065) of tying Brandon Hunter for tops on Ohio's all-time rebounding list.

Rejection City

• Ohio blocked six shots in the 71-59 win over Kent State. That was the most in a game for the program since rejecting eight in the 90-77 win over Buffalo in the Convo on March 2, 2005. However, that success hasn't been a trend this season.

The Heartbreak Kids

• The Ohio men's basketball team has dropped four of its 12 total losses on last second shots. The Bobcats lost back-to-back games in stunning fashion against Holy Cross (62-60) and Temple (90-88) to begin the season. A tip-in with less than 10 seconds remaining against Akron sealed that game, 55-54. Toledo also got the best of Ohio when it nailed two game-winning free throws with 12 seconds left to pull out a 54-52 win.

Discipline on Display

The Bobcats also fouled a season-low 10 times against Miami (1/12). The last time the program recorded fewer fouls was Feb. 18, 2006 when Ohio was whistled for nine fouls in a 64-52 win over Samford in the Convo.

Down The Stretch

• Ohio is 17-1 this season when it leads (or is tied) with 10 minutes remaining and 3-11 when it does not.

Williams Earns Honor

• Leon Williams, a 6-8 forward from Baltimore, Md., was named Rivals.com Mid-Major Player of the Week. He recorded a double-double in each of his three games as he led the Bobcats to the championship game of the Rainbow Classic in Honolulu, Hawaii. In three games he averaged 22.3 points and 11 rebounds to nab all-tournament team honors.

The Bobcats in Hawai'i

• Ohio's 2-1 appearance in the Rainbow Classic was the second time that Ohio has been a part of the Rainbow Classic Field ... The first time was in 1999. • Ohio went 1-2 in the 1999 edition, losing 83-55 to Gonzaga and 74-68 to No. 19 Wake Forest, and defeating Bradley 63-52.

STAT COMPARISON

Ohio	Category	Bradley
67.5	Scoring-Offense	73.2
64.6	Scoring-Defense	71.2
44.8	Field Goal Percentage	44.0
34.3	3-Point Percentage	37.8
71.8	Free Throw Percentage	74.9
33.5	Rebounds per game	33.3
14.3	Assists per game	15.7
14.2	Turnovers per game	14.6
7.5	Steals per game	7.8
2.0	Blocks per game	2.5

OHIO ALL-TIME COACHING WINS

Coach	No.
1. Jim Snyder	355
2. Larry Hunter	204
3. Butch Grover	192
4. Dutch Trautwein	136
5. Tim O'Shea	120
6. Danny Nee	107

MAC PRESEASON POLL

East Division			
Team	1st Pl.	Pts.	
1. Kent State	10	147	
2. Miami	9	146	
3. Ohio	8	131	
4. Akron	5	128	
5. Buffalo		52	
6. Bowling Green		47	
West Division			
Team	1st Pl.	Pts.	
1. Western Michigan	23	173	
2. Toledo	6	144	
3. Central Michigan	3	131	
4. Eastern Michigan		92	
5. Northern Illinois		58	
6. Ball State		53	

2007-08 PRESEASON ALL-MAC TEAM

East Division	
Jeremiah Wood - Akron, F, Sr.	
Mike Scott - Kent, State, F, Sr.	
Tim Pollitz - Miami, F, Sr.	
Jerome Tillman - Ohio, F, Jr.	
Leon Williams - Ohio, C, Sr.	
West Division	
Peyton Stovall - Ball State, G, Sr.	
Giordan Watson - Central Michigan, G, Sr.	
Carlos Medlock - Eastern Michigan, G, Jr.	
Kashif Payne - Toledo, G, Sr.	
Joe Reitz - Western Michigan, C, Sr.	

OHIO MEDIA RELATIONS

Basketball Contact Jason Corriher
Office..... (740) 593-1298
Mobile..... (740) 331-1497
e-mail..... corriher@ohio.edu

Asst. Director Quenjana Adams
Intern Wes Liles
Intern Joe Waltasti
Admin. Assistant..... Carrie Lockhart

Main Phone (740) 593-1190
Office Fax..... (740) 597-1838
Office e-mail..... sports.media@ohio.edu
Mailing Address N117 Convocation Center
..... Athens, OH 45701
Press Row Phone (740) 593-0516

2007-08 OHIO BASKETBALL MEDIA NOTES

CAREER GAME SUPERLATIVES

Games With 10+ Points	No.
1. Leon Williams	95
2. Jerome Tillman	59
3. Bubba Walther	36
4. Bert Whittington IV	10
5. Justin Orr	8
6. Allen Hester	3
Kenneth van Kempen	3
8. Michael Allen	2
Tommy Freeman	2

Games with 20+ Points	No.
1. Leon Williams	20
2. Jerome Tillman	12
3. Bubba Walther	8
4. Bert Whittington IV	3
5. Justin Orr	1

Games with 10+ Rebounds	No.
1. Leon Williams	48
2. Jerome Tillman	17

Games with a Double-Double	No.
1. Leon Williams	43
2. Jerome Tillman	17
3. Bubba Walther	1

Games with 5+ Assists	No.
1. Michael Allen	13
2. Bubba Walther	10
3. Bert Whittington IV	1
Jerome Tillman	1

Games with 4+ Steals	No.
1. Bubba Walther	4
2. Allen Hester	1
Jerome Tillman	1
Leon Williams	1

Games with 3+ Blocks	No.
1. Leon Williams	6
2. Jerome Tillman	4

Games Started	No.
1. Leon Williams	126
2. Jerome Tillman	66
3. Bubba Walther	42
4. Michael Allen	28
Justin Orr	27
6. Bert Whittington IV	13
7. Allen Hester	7
8. Tommy Freeman	3
9. Kenneth van Kempen	1

Games Played	No.
1. Leon Williams	126
2. Jerome Tillman	89
3. Kenneth van Kempen	64
4. Bubba Walther	59
5. Justin Orr	32
Bert Whittington IV	32
7. Michael Allen	31
DeVaughn Washington	31
9. Tommy Freeman	29
10. Allen Hester	26
11. Asown Sayles	21
12. Andrew Vroman	5

ACTIVE CAREER CATEGORY LEADERS

Points	No.
Leon Williams	1,696

Rebounds	No.
Leon Williams	1,077

Assists	No.
Bubba Walther	175

Steals	No.
Leon Williams	131

Blocks	No.
Leon Williams	78

Three-Pointers	No.
Bubba Walther	151

Free Throws	No.
Leon Williams	485

Personal Fouls	No.
Leon Williams	423

• Ohio also competed in the Big Island Invitational during the 1993-94 season ... The Bobcats won that tourney by defeating Chaminade, No. 14 Connecticut and La Salle.

Bobcats Outside the Borders

• The last time Ohio left the continental United States for an official game before the trip to Hawaii was when it defeated Niagara on Dec. 2, 2000 in Halifax, Nova Scotia.
• With the loss to Saint Mary's, the Bobcats are now 10-4 all-time in games outside the U.S. mainland.

Head Coach Tim O'Shea

• Enters Monday's game with 120 victories.
• Has defeated a Big East opponent two years in a row (Cincinnati in 2006-07, St. John's in 2007-08) ... Is also now 3-0 all-time against ACC teams with the victory at Maryland on Dec. 12. Ohio also became the only MAC school to knock off North Carolina, with an 86-78 win in Chapel Hill during the 2001-02 season. The Bobcats also defeated Virginia the following season 78-72 in the Convo.
• Is 56-37 (.602) all-time in non-conference games (including MAC Tournament).
• Is 77-20 (.794) in The Convo, 29-60 (.326) on the road and 16-14 (.533) in neutral site games.
• Has graduated 22-of-23 student-athletes who have completed their eligibility during his tenure.

The 2007-08 Ohio Bobcats

• Have shot 50% or better from the floor in eight of the 32 games this year.
• Have outrebounded their opponents in 20 of the 32 games ... They have limited three opponents to less than 20 rebounds (St. Bonaventure and Akron - 17, Delaware - 19).
• Have 95 more free throw makes and 91 more attempts than their opponents on the season.
• Have eight players who average at least 11.6 minutes per game, and six who average at least 21.7.

• Defeated Maryland in College Park on Dec. 12 ... The loss marked just the fourth time in 19 years (135 games) that Maryland Head Coach Gary Williams had lost a non-conference home game ... The win moved Ohio Head Coach Tim O'Shea's all-time record against ACC teams to 3-0 after knocking off North Carolina in 2001-02 and Virginia in 2002-03. Ohio is the only league school to defeat the Tar Heels.
• Defeated St. John's on Dec. 19, marking the second year in a row Ohio has defeated a Big East team (Cincinnati in 2006-07).

• Have had seven players make their Ohio debuts this year, and four who have received their first Ohio start.
• Were picked to finish third in the MAC East Division according to the MAC News Media Association/Coaches Preseason Poll.
• Are captained by senior Leon Williams and junior Jerome Tillman.

The Ohio Offense

• Ranks sixth in the MAC in scoring at 67.5 per game.
• Leads the MAC in assists and is second in rebounding margin.
• Finished second in the MAC in 2006-07 with 75.3 points per game.
• Had five players score 350+ points for the first time in school history in 2006-07.

The Ohio Defense

• Has allowed 64.6 points in 32 games to place fifth out of 12 MAC teams in scoring defense.
• Has limited 20 of its last 27 opponents to 70 points or less.
• Has forced an average of 14.5 turnovers with 7.5 steals through 32 games.
• Finished 2006-07 with 260 steals, the third-highest single-season total in program history since the category was first recorded in 1977-78.
• Allowed 70.3 points per game last year, which ranked eighth in the MAC.

Ohio's Numbers Analysis

• Through games of Mar. 21, the Bobcats' RPI rank 86th among 341 NCAA Division-I programs at .5476 according to KenPom.com, which replicates the NCAA formula for calculation.
• Also, according to KenPom.com, the Bobcats rank 109th in the nation in strength of schedule with a .5206 rating.

Ohio's Schedule Layout

• The Bobcats had just two home dates during the month of December compared to six on the road.
• There were 34 calendar days between Ohio's fourth (Dec. 8) and fifth (Jan. 12) home games of the season.
• Ohio completed a string of seven-straight away games, which is the longest such streak away from home since it began the 1994-95 season with seven, including four wins that led to the Preseason NIT title.
• The 16-game MAC slate will begin Jan. 5 at Bowling Green ... The Bobcats will play the five other East Division opponents, then all six West Division programs, then the second round of games versus the East Division.

December Road Trip

• The Bobcats were on the road a total of 13 days prior to flying home for Christmas on a five-game road trip ... The jaunt began with a Dec. 10 departure and a tilt at Maryland on Dec. 12, a 61-55 Bobcat victory.
• From Maryland, the Bobcats fell to No. 3 Kansas in the Sprint Center on Dec. 15.
• On Dec. 16 the Bobcats left Kansas City for Hawaii where they participated in the Big Island Invitational ... Ohio defeated St. John's and Louisiana-Lafayette before falling to Saint Mary's in the championship game.
• The Bobcats departed Hawaii to their hometowns for Christmas on Dec. 23 and returned to Athens on Dec. 27.

Ohio v. NCAA Tourney Teams

• The Bobcats are scheduled to play five teams that participated in the 2007 NCAA Tournament in Holy Cross, Kansas, Maryland, Miami (OH) and New Mexico State.
• Ohio defeated WAC Tourney champion New Mexico State 80-72 in the season-opener.
• The Bobcats fell to Holy Cross by a final of 62-60 in their first road game of the season.
• Ohio defeated Maryland 61-55 in College Park.
• The Bobcats were defeated 88-51 by No. 3 Kansas.
• Ohio knocked off Miami 72-63.

Ohio v. Preseason Favorites

• The Bobcats are scheduled to play five teams that were tabbed favorites in their respective league's preseason polls in New Mexico State (WAC), Cornell (Ivy), Holy Cross (Patriot), Kansas (Big 12) and Western Michigan (Mid-American).
• Each of Ohio's first three games in 2007-08 were against league preseason favorites (New Mexico State, Cornell, Holy Cross).
• Ohio defeated WAC favorite New Mexico State 80-72 in the season-opener.
• The Bobcats dropped Ivy preseason pick Cornell 102-89 on Nov. 17.
• The Bobcats fell to Patriot favorite Holy Cross by a final of 62-60.
• The Bobcats were defeated 88-51 by No. 3 Kansas, the Big 12 favorite.

Ohio in The Convo

• The Bobcats have won 21-straight non-conference home games with the last loss coming to DePaul (63-60) on Dec. 9, 2003 ... That streak includes two MAC Tournament first-round games.
• The Bobcats have gone 49-6 (.891) in The Convo since the beginning of the 2004-05 season.

FORMER BOBCATS CURRENTLY OVERSEAS

Sanjay Adell	FC Mulhouse Basket (France)
Steve Esterkamp	Digibu Baskets Paderborn (Germany)
Patrick Flomo	Telekom Baskets Bonn (Germany)
Mychal Green	Canterbury Rams (New Zealand)
Terren Harbut	Soba Dragons Rhoendorf (Germany)
Jaivon Harris	BBC Bayreuth (Germany)
Brandon Hunter	Angelic Biella (Italy)
Alexis Liatsos	Proteas Eka Ael Limassol (Cyprus)
Sonny Troutman	IR Reykjavik (Iceland)

OHIO DOUBLE-DOUBLES SINCE 1990

Player	No.
1. Gary Trent	55
2. Brandon Hunter	49
3. Leon Williams	43
4. Shaun Stonerook	27
5. Jerome Tillman	17
6. Curtis Simmons	13

2007-08 OHIO BASKETBALL MEDIA NOTES

OFFENSIVE LEADERS (includes ties)

Player	GP/GS	10+ Pts.	20+ Pts.	30+ Pts.	10+ Rbs.	15+ Rebs.	10+ Ast.	2B-2B	3B-2B	Pt. Leader	Rb. Leader	Ast. Leader
Allen	31/28	2										22
Freeman	29/3	2										
Hester	26/7	3								1		
Orr	32/27	7	1							3		2
Sayles	7/0											1
Tillman	31/31	21	7		5			5		8	9	1
van Kempen	32/1	1								1		1
Vroman	5/0											
Walther	30/18	17	5				1	1		5		12
Washington	31/0											
Whittington	32/13	9	3							4		2
Williams	32/32	24	12	2	19	2		16		14	26	1

LONGEST CURRENT INDIVIDUAL STREAKS

Category	No.	Player
Games With a Field Goal	77	Leon Williams
Games With a Rebound	126	Leon Williams
Games With an Assist	32	Bubba Walther
Games Playing 20+ Minutes	60	Jerome Tillman
Games Starting	126	Leon Williams
Games Played	126	Leon Williams

OHIO DUNKS

Player	No.
1. Jerome Tillman	17
2. Leon Williams	8
3. DeVaughn Washington	4
4. Allen Hester	3
Justin Orr	3
Total	35

UPCOMING BENCHMARKS/RECORDS CHASE

Player	Mark	Current	To Reach
Leon Williams	6th Ohio career points (1,741)	1,696	45
	1st Ohio career rebounds (1,103)	1,077	26
	7th Ohio career FG made (613)	605	8
	3rd Ohio career free throws made (497)	485	12
	2nd Ohio career free throw att. (726)	725	1
Bubba Walther	1st Ohio career personal fouls (387)	423	reached
	7th Ohio career threes made (161)	151	10

RPI ANALYSIS

Ohio vs.	Record
1-25 in RPI	0-3
26-50 in RPI	2-1
51-100 in RPI	1-5
101-150 in RPI	4-0
151-200 in RPI	3-1
201-324 in RPI	10-2

Source: realtimerpi.com
Ohio: 86 (through 3/21)

OHIO SEASON HIGHS BY HALF (TEAM)

Category	First Half	Second Half
Points	58 vs. Buffalo (3/9/08)	59 v. Cornell (11/17/07)
Fewest Pts. Allowed	15 @ Bucknell (1/2/08)	19 v. Central Michigan (1/29/08)
FG %	66.7% vs. Buffalo (3/9/08)	62.5% v. Brown (3/18/07)
Lowest FG % Allowed	11.8% @ Bucknell (1/2/08)	21.4% v. Central Michigan (1/29/08)
3-FG %	63.3% vs. Buffalo (3/9/08)	71.4% v. St. Bonaventure (12/5/07)
FG Made	18 twice	18 twice
Rebounds	21 vs. Ball State (1/26/08)	24 twice
Assists	15 vs. Buffalo (3/9/08)	12 vs. George Mason (2/23/08)
Blocks	4 three times	3 three times
Steals	7 @ Maryland (12/12/07)	8 twice

OHIO SEASON HIGHS BY HALF (INDIVIDUAL)

Category	First Half	Opponent
Points	19, Leon Williams	v. Buffalo (3/9/08)
FG Made	6, three times	
3-FG Made	4, twice	
FT Made	8, Leon Williams	v. Central Michigan (1/29/08)
Rebounds	8, twice	
Assists	6, Michael Allen	v. Buffalo (3/9/08)
Steals	4, Allen Hester	@ Toledo (2/13/08)
Category	Second Half	Opponent
Points	21, Leon Williams	@ Temple (11/29/07)
FG Made	7, Leon Williams	three times
3-FG Made	4, Bubba Walther	v. George Mason (2/23/08)
FT Made	11, Leon Williams	v. Western Michigan (2/9/08)
Rebounds	9, four times	
Assists	7, Bubba Walther	v. Brown (3/18/07)
Steals	4, Bubba Walther	v. Cornell (11/17/07)

NCAA RANKINGS (through 3/16)

Category	TEAM	
	Rank	No.
Fouls per game	63	17.0
Scoring Def.	72	64.3
Free Throw%	78	71.9
Reb. Margin	82	2.7
Steals	93	7.5
W-L pct.	97	61.3

INDIVIDUAL

Player	Category	Rank	No.
Williams	FG%	12	60.6
Williams	Reb./Game	27	9.7
Allen	Asst./Game	89	4.5
Walther	3-Pters/Game	92	2.6
Walther	3-Pt. Pct.	92	36.8
Walther	A-T Ratio	93	1.84

Only top 100 included

2007-08 OHIO BASKETBALL MEDIA NOTES



TOP CONVO CROWDS

Att.	Opp.	Date
14,102	Bowling Green	Feb. 28, 1970
13,083	Kentucky	Dec. 30, 1997
13,021	Miami	Feb. 15, 1997
12,824	Miami	Jan. 8, 1994
12,442	Ohio State	March 8, 1986
12,435	Miami	Feb. 4, 1995
12,137	Ohio State	Dec. 11, 1971
12,128	Kent State	Feb. 20, 1999
12,118	W. Michigan	Jan. 22, 2000
12,004	Bowling Green	Feb. 19, 1994

TOP REGULAR SEASON CONVO RECORDS

Year	Record
1984-85	12-0
1969-70	11-0
1994-95	14-1
2007-08	13-1
2004-05	13-1
1993-94	12-1
1991-92	12-1
1968-69	11-1
2000-01	10-1
1983-84	10-1
1970-71	10-1

TOP MAC SEASON CONVO RECORDS

Year	Record
1984-85	9-0
1969-70	5-0
2004-05	8-1
1998-99	8-1
1996-97	8-1
1994-95	8-1
1993-94	8-1
1985-86	8-1
four times	7-1

BOBCATS IN THE CONVO

Overall Record	383-120 (.761)
MAC Record	229-92 (.713)
Decade	1968-69 10-1 (.909)
	1970-79 87-32 (.731)
	1980-89 94-37 (.718)
	1990-99 97-28 (.776)
	2000-pr. 95-22 (.812)
Longest Win Streak	26 games (1/25/69-2/3/71)
Current Win Streak	2 games
Current N-C Win Streak:	21 games

OHIO BASKETBALL

Tracking the 'Cats in 2007-08 (20-12, 9-7 MAC)

Win the opening tip	8-7	Rebounds are even	0-0
Lose the opening tip	12-5	More turnovers	6-8
Score first	9-4	Opp. has more turnovers	12-4
Leading 10 min. into 1st	11-3	Turnovers are even	2-0
Trailing 10 min. into 1st	8-7	Bench outscores opp.	7-4
Leading at the half	11-4	Ohio bench outscores	13-6
Trailing at the half	6-6	Bench scoring is even	0-2
Tied at the half	3-2	More 3's	8-4
Leading with 10 min. remaining	14-1	Opp. has more 3's	10-6
Trailing with 10 min. remaining	4-10	More FT's	16-4
In overtime	0-0	Opp. has more FT's	4-5
Games decided by 5 or fewer pts.	4-6	In November	2-2
Games decided by 6-10 pts.	7-3	In December	6-2
Games decided by 11-19 pts.	8-1	In January	6-2
Games decided by 20+ pts.	1-2	In February	4-3
Score less than 60	2-6	In March	2-3
Opp. scores less than 60	11-3	On Mondays	0-1
Score 60-69	6-4	On Tuesdays	3-1
Opp. scores 60-69	4-2	On Wednesdays	5-2
Score 70-79	7-1	On Thursdays	0-3
Opp. scores 70-79	2-4	On Fridays	2-0
Score 80-89	2-1	On Saturdays	8-5
Opp. scores 80-89	2-2	On Sundays	2-0
Score 90-99	1-0	vs. Non-Conference	11-5
Opp. scores 90-99	0-1	vs. MAC East	5-6
Score 100+	1-0	vs. MAC West	4-2
Opp. scores 100+	0-0	vs. Ranked	0-1
Shoot 50% or better	8-0	vs. Non-Division I	0-0
Opp. shoots 50% or better	4-7	On regional TV	8-4
Shoot less than 50%	11-12	On national TV	2-2
Opp. shoots less than 50%	15-5		
More rebounds	14-6		
Opp. has more rebounds	6-6		

The Last Time ...

An Ohio Player Had:

40+ points	Gary Trent (46) vs. Bowling Green, 2/19/94
35-39 points	Brandon Hunter (35) vs. Marshall, 2/1/03
30-34 points	Leon Williams (30) vs. Buffalo, 3/9/08
25-29 points	Leon Williams (26) vs. Western Michigan, 2/9/08
2/20+ scorers	Jerome Tillman (21)/Williams (20) vs. Brown, 3/18/08
20+ rebounds	Brandon Hunter (20) vs. Buffalo, 2/8/03
15-19 rebounds	Leon Williams (15) vs. Western Michigan, 2/9/08
10+ assists	Bubba Walther (12) vs. Brown, 3/18/08
6+ threes	Whitney Davis (6) vs. Bowling Green, 2/21/07
7+ steals	Jeremy Fears (7) vs. N. Illinois, 1/12/05
5+ blocks	Patrick Flomo (5) vs. Ball State, 2/9/02

An Ohio Team Had:

100+ points	102 vs. Cornell, 11/17/07
Less than 50 points	49 at Miami, 3/1/08
Less than 40 points	38 vs. Kansas, 03/14/85
50+ rebounds	61 vs. Akron (4OT), 1/8/02
10+ blocks	10 vs. Duquesne, 11/29/01
12+ steals	13 vs. Bowling Green, 2/19/08
20+ turnovers forced	21 at Toledo, 2/13/08
Overtime	Ohio 78, Western Michigan 73, 2/6/07


An Opposing Player Had:

40+ points	Derrick Tarver (41) of Akron, 1/8/03
35-39 points	Damon Huffman (39) of Brown, 3/18/08
30-34 points	Michael Bramos (31) of Miami, 3/1/08
25-29 points	Dionte Christmas (29)/Mark Tyndale (26) of Temple, 11/29/07
2/20+ scorers	Dionte Christmas (29)/Mark Tyndale (26) of Temple, 11/29/07
20+ rebounds	Knight (20) of Loyola, 2/22/79
15-19 rebounds	Mike Scott (15) of Kent State, 2/24/07
10+ assists	Russell Robinson (11) of Kansas, 12/15/07
6+ threes	Damon Huffman (9) of Brown, 3/18/08
7+ steals	James Thues (8) of Detroit, 2/19/05
5+ blocks	Romeo Travis (5) of Akron, 1/6/07

An Opposing Team Had:

100+ points	104 by Akron, 1/8/03
Less than 50 points	48 by Bowling Green, 2/19/08
Less than 40 points	31 by Marietta, 1/9/73
50+ rebounds	55 by Rio Grande, 12/20/95
10+ blocks	10 by Florida International, 12/29/04
12+ steals	13 by Bowling Green, 1/5/08
20+ turnovers forced	24 by Toledo, 2/13/08

2007-08 OHIO BASKETBALL MEDIA NOTES



Tim O'Shea

Head Coach • Seventh Season • Boston College '84

Tim O'Shea came to Athens on March 29, 2001 and vowed to take the Ohio men's basketball program to the next level. After the 2004-05 season marked one of the most memorable runs in school history - including a Mid-American Conference Tournament crown and a scare of Southeastern Conference champ Florida in the NCAA Tournament in 2005 - Bobcat fans found out exactly what that next level is all about.

In just six years, O'Shea has become the architect of an Ohio program that has made an impact within the MAC and on a national level. The last three seasons alone, O'Shea's Bobcats have compiled 59 wins, captured a MAC title and been named college basketball's "It" team by ESPN.Com.

O'Shea's first season on the sidelines at Ohio was highlighted by victories over DePaul and powerhouse North Carolina in Chapel Hill on national television. The win represents the only time that a MAC school has scored a victory over the Tar Heels in Chapel Hill. Then, in his second season at the helm, O'Shea led the Bobcats to a regular-season victory over Virginia and a spot in the MAC Tournament semifinals after the team posted a 12-6 conference record.

Following the 2002-03 season, standout forward Brandon Hunter became the first Bobcat selected in the NBA draft since 1995 when the Boston Celtics nabbed the Ohio big man in the second round. A year later, O'Shea faced the daunting task of replacing Hunter, leading sixth-man Sonny Johnson and three-point sharpshooter Steve Esterkamp. The 2003-04 Bobcats slipped to a 10-20 record, but bounced back the in 2004-05 for their memorable run to the NCAA Tournament.

The 2004-05 Bobcats captured significant non-conference victories against San Francisco, Butler and Detroit, then won 11 of their last 15 contests down the stretch. O'Shea kept the troops on task as they carried that momentum over to a four-game sweep of the competition in the MAC Tournament. The run ended in the first round of the NCAA Tournament against Florida, but the 'Cats didn't go down without a fight, as they nearly overcame a 20-point second-half deficit.

Ohio opened 2005-06 as with the moniker of collegiate hoops' "It" team and compiled 19 victories before falling to eventual league champion Kent State in the MAC Tournament semifinals. In the past two seasons the Bobcats have registered impressive victories against Cincinnati, Marist, Rhode Island, Samford and St. Joseph's and nearly upset Kentucky and Louisville.

The players O'Shea has coached at Ohio have proven to become winners in the classroom, as well. Twenty-Two of the 23 student-athletes who have completed their eligibility under O'Shea during their senior seasons have graduated.

His commitment to excellence, on and off the floor, is a product of the lessons he learned at several other Division I institutions. O'Shea's head coaching career began after extensive experience as an assistant in the Ivy League, Atlantic 10 and Big East.

O'Shea began his work on the bench as a graduate assistant at the University of Rhode Island and Boston College. His first full-time appointment came later that year at Yale, where he spent the next two seasons.

The next stop for O'Shea was a spot on Al Skinner's staff at Rhode Island. He spent nine seasons at URI, playing a key role in the Rams earning two NIT and two NCAA Tournament berths. A notable O'Shea recruit during this stint was current NBA star Cuttino Mobely.

In the spring of 1997, O'Shea returned to his alma mater. In four seasons at Boston College, O'Shea helped build the Eagles into the Big East regular-season and tournament champions in 2000-01. BC posted a 27-5 record and earned a No. 3 seed for the NCAA East Regional and finished with a No. 9 ranking in the Ratings Percentage Index (RPI) just two years after being ranked 246.

O'Shea was no stranger to success in the BC locker room. After earning All-America accolades at Wayland (Mass.) High School, O'Shea played for some of the most successful squads in Boston College history. The Eagles won two Big East regular-season titles and earned four postseason tournament berths during his career. In his four years, BC advanced twice to the NCAA Tournament's "Sweet 16" and once to the "Elite Eight".

O'Shea earned a bachelor's degree in communications with a minor in English from Boston College in 1984, then added a master's degree in counseling/psychology from BC two years later.

He and his wife, Elizabeth, have a nine-year-old daughter, Madeleine.

O'SHEA YEAR-BY-YEAR

Year	Overall	MAC
2007-08	20-12	9-7
2006-07	19-13	9-7
2005-06	19-11	10-8
2004-05	21-11	11-7
2003-04	10-20	7-11
2002-03	14-16	8-10
2001-02	17-11	11-7
Totals	120-94	65-57
Pct.	.561	.533


O'SHEA vs. MAC OPPONENTS

East Division	
Opponent	Record
Akron	6-9
Bowling Green	8-6
Buffalo	11-3
Kent State	5-12
Miami	9-10
West Division	
Opponent	Record
Ball State	4-3
Central Michigan	8-2
Eastern Michigan	4-3
Northern Illinois	4-6
Toledo	3-4
Western Michigan	6-3

OHIO UNDER O'SHEA IN MARCH

Year	Record
2007-08	2-3
2006-07	2-2
2005-06	3-1
2004-05	5-2
2003-04	1-2
2002-03	4-2
2001-02	1-1
Total	18-13 (.581)

2007-08 OHIO BASKETBALL MEDIA NOTES



1 • DeVaughn Washington

FR • PF • Virginia Beach, Va. • Kempsville HS

- Has appeared in all but one of Ohio's games this year.
- Recorded four points in his collegiate debut against NMSU.
- Ripped down a season-high four rebounds in just six minutes in the 80-77 loss to Akron.
- Played in a career-high 13 minutes against NMSU, Holy Cross, Bowling Green and Miami.


2007-08 Game-by-Game Stats

Opponent	Date	GS	Min	---TOTAL---		---3-PTS---		---FT-FTA		---REBOUNDS---				PF	FO	A	TO	Blk	Stl	Pts	Avg
				FG-FGA	Pct	3FG-FGA	Pct	Pct	Pct	Off	Def	Tot	Avg								
NEW MEXICO STATE	11/9/07		13	2-4	.500	0-1	.000	0-0	.000	0	1	1	1.0	4	0	0	0	0	1	4	4.0
CORNELL	11/17/07		9	1-1	1.000	0-0	.000	0-0	.000	0	3	3	2.0	0	0	0	0	0	2	3.0	
at Holy Cross	11/26/07		13	1-2	.500	0-0	.000	1-2	.500	0	2	2	2.0	3	0	0	3	0	0	3	3.0
at TEMPLE	11/29/07		3	1-2	.500	0-0	.000	0-0	.000	0	0	0	1.5	1	0	0	0	0	2	2.8	
at St. Francis NY	12/2/07		1	0-0	.000	0-0	.000	0-0	.000	0	0	0	1.2	0	0	0	1	0	0	0	2.2
ST. BONAVENTURE	12/5/07		8	0-0	.000	0-0	.000	0-0	.000	0	1	1	1.2	2	0	0	1	0	1	0	1.8
DELAWARE	12/8/07		4	1-3	.333	0-0	.000	0-0	.000	1	0	1	1.1	1	0	0	0	0	1	2	1.9
at #3 Kansas	12/15/07		3	0-0	.000	0-0	.000	0-0	.000	0	0	0	1.0	0	0	0	0	0	0	0	1.6
vs St. John's	12/19/07		0	0-0	.000	0-0	.000	0-0	.000	0	0	0	0.9	0	0	0	0	0	0	0	1.4
vs Louisiana-Lafayette	12/21/07		1	0-0	.000	0-0	.000	0-0	.000	0	1	1	0.9	0	0	0	0	0	1	0	1.3
vs Saint Mary's	12.22.07		2	0-0	.000	0-0	.000	0-0	.000	0	0	0	0.8	1	0	0	0	0	0	0	1.2
at Bucknell	1/2/08		2	0-0	.000	0-0	.000	0-0	.000	0	1	1	0.8	3	0	0	0	0	0	0	1.1
at Bowling Green	1/5/08		3	0-1	.000	0-0	.000	0-0	.000	0	0	0	0.8	1	0	0	0	0	0	0	1.0
MIAMI	1/12/08		7	1-1	1.000	0-0	.000	0-0	.000	0	1	1	0.8	1	0	0	0	0	1	2	1.1
at Akron	01/17/08		5	0-0	.000	0-0	.000	0-0	.000	0	0	0	0.7	3	0	0	2	0	0	0	1.0
KENT STATE	1/19/08		9	1-1	1.000	0-0	.000	0-0	.000	1	2	3	0.9	0	0	2	0	2	0	2	1.1
at Buffalo	01/23/08		7	0-1	.000	0-0	.000	0-0	.000	0	0	0	0.8	2	0	0	0	0	0	0	1.0
BALL STATE	1/26/08		6	0-1	.000	0-0	.000	0-0	.000	0	0	0	0.8	3	0	0	1	0	1	0	0.9
CENTRAL MICHIGAN	1/29/08		2	0-0	.000	0-0	.000	0-2	.000	0	0	0	0.7	1	0	0	0	0	0	0	0.9
at Northern Illinois	2-2-08		12	0-0	.000	0-0	.000	0-0	.000	0	3	3	0.9	1	0	0	1	0	1	0	0.9
at Eastern Michigan	02-06-08		12	1-1	1.000	0-0	.000	6-8	.750	0	3	3	1.0	4	0	1	2	0	1	8	1.2
WESTERN MICHIGAN	2/9/2008		7	0-1	.000	0-0	.000	0-0	.000	0	1	1	1.0	3	0	0	2	1	0	0	1.1
at TOLEDO	02/13/08		7	0-0	.000	0-0	.000	0-0	.000	0	0	0	0.9	1	0	0	0	1	0	0	1.1
at Kent State	02/16/08		5	0-1	.000	0-0	.000	0-0	.000	0	0	0	0.9	2	0	0	0	0	0	0	1.0
BOWLING GREEN	2/19/08		13	1-3	.333	0-0	.000	1-2	.500	1	0	1	0.9	4	0	0	1	1	0	3	1.1
GEORGE MASON	2/23/08		2	0-0	.000	0-0	.000	0-0	.000	0	0	0	0.8	0	0	0	0	0	0	0	1.1
at MIAMI	03/01/08		13	0-1	.000	0-0	.000	1-2	.500	0	2	2	0.9	2	0	0	0	0	0	1	1.1
AKRON	3/4/08		6	0-0	.000	0-0	.000	0-2	.000	0	4	4	1.0	2	0	0	0	0	0	0	1.0
BUFFALO	3/9/08		8	0-0	.000	0-0	.000	0-0	.000	0	1	1	1.0	4	0	0	1	1	0	0	1.0
vs Miami	3/12/08		10	0-1	.000	0-0	.000	0-0	.000	1	1	2	1.0	0	0	1	0	1	0	0	1.0
BROWN	3/18/08		6	0-0	.000	0-0	.000	0-2	.000	1	0	1	1.0	0	0	0	0	0	0	0	0.9
Totals.....		0	199	10-25	.400	0-1	.000	9-20	.450	5	27	32	1.0	49	0	4	15	7	8	29	0.9

Games played: 31
 Minutes/game: 6.4
 Points/game: 0.9
 FG Pct: 40.0
 3FG Pct: 0.0
 FT Pct: 45.0

Rebounds/game: 1.0
 Assists/game: 0.1
 Turnovers/game: 0.5
 Assist/turnover ratio: 0.3
 Steals/game: 0.3
 Blocks/game: 0.2

2007-08 OHIO BASKETBALL MEDIA NOTES



3 • Michael Allen

JR • PG • Detroit, Mich. • Cody HS

- Matched his career high in assists (nine) at Akron.
- Second in the MAC in assists and is third in assist-to-turnover ratio.
- Received his first start as a Bobcat at St. Francis (NY).
- Finished one assist shy of a double-double in his Bobcat debut when he recorded 11 points and nine assists against Cornell...He would have been the first Ohio player to record a non-rebound double-double since Jaivon Harris had 13 points and 10 assists on Feb. 19, 2003.
- Is one of three junior college transfers in the first year on the Ohio roster.


2007-08 Game-by-Game Stats

Opponent	Date	GS	Min	---TOTAL---		---3-PTS---		---FT-FTA		---REBOUNDS---				PF	FO	A	TO	Blk	Stl	Pts	Avg
				FG-FGA	Pct	3FG-FGA	Pct	FT-FTA	Pct	Off	Def	Tot	Avg								
CORNELL	11/17/07		27	4-6	.667	2-2	1.000	1-5	.200	0	2	2	2.0	2	0	9	2	0	3	11	11.0
at Holy Cross	11/26/07		24	1-3	.333	1-2	.500	1-3	.333	0	0	0	1.0	2	0	4	0	0	1	4	7.5
at TEMPLE	11/29/07		29	1-2	.500	0-0	.000	0-0	.000	0	0	0	0.7	1	0	8	1	0	1	2	5.7
at St. Francis NY	12/2/07	*	34	4-5	.800	0-0	.000	0-1	.000	0	4	4	1.5	0	0	3	3	0	1	8	6.3
ST. BONAVENTURE	12/5/07	*	27	3-6	.500	1-2	.500	0-0	.000	0	1	1	1.4	2	0	3	4	0	1	7	6.4
DELAWARE	12/8/07	*	22	0-3	.000	0-0	.000	4-4	1.000	0	2	2	1.5	4	0	5	2	0	0	4	6.0
at Maryland Terrapins	12/12/07	*	28	3-7	.429	0-1	.000	2-2	1.000	1	4	5	2.0	2	0	4	5	1	1	8	6.3
at #3 Kansas	12/15/07	*	30	1-5	.200	1-3	.333	1-2	.500	1	2	3	2.1	3	0	2	1	0	1	4	6.0
vs St. John's	12/19/07	*	30	1-4	.250	0-1	.000	0-0	.000	0	3	3	2.2	1	0	3	2	0	1	2	5.6
vs Louisiana-Lafayette	12/21/07	*	32	0-1	.000	0-0	.000	0-0	.000	0	4	4	2.4	3	0	7	3	0	2	0	5.0
vs Saint Mary's	12.22.07	*	21	0-4	.000	0-1	.000	0-0	.000	0	0	0	2.2	2	0	1	4	0	0	0	4.5
at Bucknell	1/2/08	*	24	0-1	.000	0-1	.000	0-0	.000	0	1	1	2.1	0	0	2	1	0	2	0	4.2
at Bowling Green	1/5/08	*	32	1-1	1.000	0-0	.000	2-2	1.000	0	3	3	2.2	4	0	7	5	0	2	4	4.2
MIAMI	1/12/08	*	31	3-4	.750	1-1	1.000	2-4	.500	0	1	1	2.1	1	0	4	2	0	2	9	4.5
at Akron	01/17/08	*	37	2-3	.667	1-1	1.000	0-0	.000	0	2	2	2.1	0	0	9	1	0	0	5	4.5
KENT STATE	1/19/08	*	39	1-4	.250	0-1	.000	1-1	1.000	0	3	3	2.1	4	0	3	3	0	1	3	4.4
at Buffalo	01/23/08	*	36	2-6	.333	0-1	.000	0-2	.000	1	2	3	2.2	4	0	5	5	0	3	4	4.4
BALL STATE	1/26/08	*	25	1-1	1.000	0-0	.000	0-0	.000	2	1	3	2.2	4	0	3	2	0	0	2	4.3
CENTRAL MICHIGAN	1/29/08	*	31	2-3	.667	0-0	.000	1-2	.500	0	2	2	2.2	3	0	6	5	0	2	5	4.3
at Northern Illinois	2-2-08	*	16	1-1	1.000	0-0	.000	0-0	.000	0	0	0	2.1	1	0	0	2	0	0	2	4.2
at Eastern Michigan	02-06-08	*	29	3-4	.750	1-2	.500	0-0	.000	3	1	4	2.2	2	0	4	2	0	0	7	4.3
WESTERN MICHIGAN	2/9/2008	*	36	2-6	.333	1-2	.500	0-1	.000	1	3	4	2.3	4	0	3	1	0	1	5	4.4
at TOLEDO	02/13/08	*	29	1-4	.250	0-1	.000	2-2	1.000	0	3	3	2.3	4	0	5	3	0	1	4	4.3
at Kent State	02/16/08	*	32	0-3	.000	0-0	.000	0-0	.000	0	1	1	2.3	2	0	6	4	0	1	0	4.2
BOWLING GREEN	2/19/08	*	19	1-1	1.000	0-0	.000	0-0	.000	1	2	3	2.3	0	0	3	3	0	3	2	4.1
GEORGE MASON	2/23/08	*	32	2-4	.500	0-0	.000	4-6	.667	1	3	4	2.3	1	0	4	1	0	0	8	4.2
at MIAMI	03/01/08	*	32	2-4	.500	1-1	1.000	2-2	1.000	0	0	0	2.3	4	0	3	2	1	1	7	4.3
AKRON	3/4/08	*	39	1-4	.250	0-3	.000	0-0	.000	1	1	2	2.3	4	0	5	3	1	2	2	4.3
BUFFALO	3/9/08	*	37	3-7	.429	0-2	.000	2-3	.667	1	1	2	2.2	4	0	8	4	0	0	8	4.4
vs Miami	3/12/08	*	35	3-6	.500	2-3	.667	0-0	.000	0	2	2	2.2	4	0	5	3	0	0	8	4.5
BROWN	3/18/08	*	28	5-9	.556	0-3	.000	0-0	.000	1	1	2	2.2	4	0	3	1	0	1	10	4.7
Totals.....		28	923	54-122	.443	12-34	.353	25-42	.595	14	55	69	2.2	76	0	137	80	3	34	145	4.7

Games played: 31
 Minutes/game: 29.8
 Points/game: 4.7
 FG Pct: 44.3
 3FG Pct: 35.3
 FT Pct: 59.5

Rebounds/game: 2.2
 Assists/game: 4.4
 Turnovers/game: 2.6
 Assist/turnover ratio: 1.7
 Steals/game: 1.1
 Blocks/game: 0.1

2007-08 OHIO BASKETBALL MEDIA NOTES



4 • Bubba Walther

SR • SG • Cincinnati, Ohio • Moeller HS

- Registered a career-high 12 assists in the win over Brown.
- Leads the MAC in 3-pointers per game and free throw percentage, second in assist-to-turnover ratio, sixth in assists
- Went 7-for-7 from the field and 4-for-4 from behind the arc to lead Ohio with 22 points against Delaware.
- His streak of 21 straight free throws made to start the season ended versus St. Bonaventure.
- His streak of 14 straight games with a 3-pointer ended against Saint Mary's.
- Is Ohio's best clutch performer, shooting 39-for-43 from the line in the last five minutes of games.
- His 2006-07 season three-point totals rank fourth and seventh all-time, respectively, in makes (74) and attempts (198).
- In 2006-07 he finished second in the MAC in free throw percentage (87.0), third in threes per game (2.55) and 10th in steals (1.48).


2007-08 Game-by-Game Stats

Opponent	Date	GS	Min	---TOTAL---		---3-PTS---		---REBOUNDS---														
				FG-FGA	Pct	3FG-FGA	Pct	FT-FTA	Pct	Off	Def	Tot	Avg	PF	FO	A	TO	Blk	Stl	Pts	Avg	
NEW MEXICO STATE	11/9/07	*	37	3-9	.333	1-6	.167	6-6	1.000	0	3	3	3.0	2	0	4	3	0	1	13	13.0	
CORNELL	11/17/07	*	31	7-15	.467	5-13	.385	6-6	1.000	1	2	3	3.0	3	0	3	0	0	4	25	19.0	
at Holy Cross	11/26/07	*	36	3-9	.333	3-9	.333	0-0	.000	0	0	0	2.0	1	0	3	0	1	3	9	15.7	
at TEMPLE	11/29/07	*	27	2-9	.222	2-6	.333	9-9	1.000	1	1	2	2.0	3	0	3	2	0	1	15	15.5	
at St. Francis NY	12/2/07	*	29	5-10	.500	3-6	.500	0-0	.000	0	1	1	1.8	0	0	3	3	0	1	13	15.0	
ST. BONAVENTURE	12/5/07	*	23	5-8	.625	2-5	.400	0-1	.000	0	2	2	1.8	0	0	6	1	0	2	12	14.5	
DELAWARE	12/8/07	*	28	7-7	1.000	4-4	1.000	4-5	.800	0	2	2	1.9	0	0	3	0	1	1	22	15.6	
at Maryland Terrapins	12/12/07	*	30	1-7	.143	1-4	.250	0-0	.000	0	1	1	1.8	0	0	2	2	0	1	3	14.0	
at #3 Kansas	12/15/07	*	25	2-8	.250	2-8	.250	2-2	1.000	0	1	1	1.7	0	0	3	3	0	3	8	13.3	
vs St. John's	12/19/07	*	26	4-8	.500	3-7	.429	4-4	1.000	0	2	2	1.7	2	0	2	3	0	0	15	13.5	
vs Louisiana-Lafayette	12/21/07	*	32	2-7	.286	2-6	.333	2-2	1.000	1	3	4	1.9	0	0	3	4	0	1	8	13.0	
vs Saint Mary's	12.22.07	*	30	1-7	.143	0-6	.000	3-5	.600	0	0	0	1.8	3	0	2	1	0	0	5	12.3	
at Bucknell	1/2/08	*	30	1-8	.125	1-7	.143	0-0	.000	0	0	0	1.6	4	0	7	1	0	2	3	11.6	
at Bowling Green	1/5/08	*	31	5-14	.357	3-10	.300	0-0	.000	1	1	2	1.6	4	0	3	4	0	2	13	11.7	
MIAMI	1/12/08	*	32	2-9	.222	1-6	.167	3-4	.750	0	2	2	1.7	0	0	7	0	0	3	8	11.5	
at Akron	01/17/08	*	28	2-9	.222	2-9	.222	0-0	.000	0	2	2	1.7	1	0	1	2	0	1	6	11.1	
BALL STATE	1/26/08		19	2-4	.500	1-2	.500	2-2	1.000	0	3	3	1.8	0	0	4	2	0	1	7	10.9	
CENTRAL MICHIGAN	1/29/08		24	2-9	.222	1-4	.250	3-4	.750	1	3	4	1.9	2	0	2	4	0	4	8	10.7	
at Northern Illinois	2-2-08		34	4-11	.364	3-7	.429	4-6	.667	1	3	4	2.0	2	0	6	0	0	0	15	10.9	
at Eastern Michigan	02-06-08		26	3-8	.375	3-8	.375	0-0	.000	0	1	1	2.0	4	0	4	0	0	2	9	10.9	
WESTERN MICHIGAN	2/9/2008		30	5-11	.455	3-8	.375	0-0	.000	0	0	0	1.9	0	0	3	5	0	2	13	11.0	
at TOLEDO	02/13/08		32	5-9	.556	5-9	.556	0-0	.000	0	4	4	2.0	2	0	2	4	0	0	15	11.1	
at Kent State	02/16/08		31	7-11	.636	5-7	.714	3-4	.750	0	4	4	2.0	3	0	2	3	0	0	22	11.6	
BOWLING GREEN	2/19/08		26	4-8	.500	2-5	.400	0-0	.000	1	2	3	2.1	2	0	2	1	0	0	10	11.5	
GEORGE MASON	2/23/08		33	7-14	.500	5-11	.455	2-2	1.000	0	2	2	2.1	1	0	3	2	0	5	21	11.9	
at MIAMI	03/01/08		30	2-10	.200	1-6	.167	0-0	.000	0	1	1	2.0	1	0	2	3	0	1	5	11.7	
AKRON	3/4/08		32	7-12	.583	4-8	.500	4-4	1.000	2	1	3	2.1	1	0	4	0	0	2	22	12.0	
BUFFALO	3/9/08	*	32	6-10	.600	5-9	.556	0-0	.000	0	1	1	2.0	1	0	7	1	0	1	17	12.2	
vs Miami	3/12/08		29	3-9	.333	2-8	.250	1-1	1.000	0	1	1	2.0	0	0	5	1	0	0	9	12.1	
BROWN	3/18/08	*	35	2-9	.222	2-9	.222	4-4	1.000	0	1	1	2.0	1	0	12	2	0	1	10	12.0	
Totals.....			18	888	111-279	.398	77-213	.362	62-71	.873	9	50	59	2.0	43	0	113	57	2	45	361	12.0

Ohio Career Stats

Year	GP-GS	Min/Avg	Total		3-Point		Rebounds										
			FG-FGA	Pct	FG-FGA	Pct	FT-FTA	Pct	Off-Def	Tot	Avg	PF-FO	Ast	TO	Blk	Stl	Pts/Avg
2006-07	29-24	916/31.6	113-286	.395	74-198	.374	60-69	.870	4-72	76	2.6	42-0	62	57	10	43	360/12.4
2007-08	30-18	888/29.6	111-279	.398	77-213	.362	62-71	.873	9-50	59	2.0	43-0	113	57	2	45	361/12.0
TOTAL	59-42	1804/30.6	224-565	.396	151-411	.367	122-140	.871	13-122	135	2.3	85-0	175	114	12	88	721/12.2

2007-08 OHIO BASKETBALL MEDIA NOTES



5 • Leon Williams

SR • PF • Baltimore, Md. • Cardinal Gibbons HS

- One of just two MAC players to be selected All-District by the NABC
- Was one of 10 Preseason All-MAC selections along with teammate Jerome Tillman, marking the third year in a row he received the accolade.
- Has started all 126 games in his collegiate career at Ohio.
- Recorded his 43rd career double-double (3/18) in the win over Brown.
- Recorded a career-high 31 points at Temple, marking the most points by a Bobcat since Jeremy Fears' 33 versus Buffalo in 2005.
- Leads the MAC in rebounding and field goal percentage and ranks fourth in scoring.
- Currently stands seventh on Ohio's all-time scoring list ... Additionally, he needs 27 rebounds to become the 'Cats all-time leading rebounder.
- Has reached double figures in scoring in 95 of his 126 career games played ... He has 48 double-figure rebounding efforts to his credit.
- Led the Bobcats – and finished in the top three in the MAC – rebounding in each of his first three seasons ... Ohio has never had a player lead the team in rebounding in four-straight seasons.
- Has 43 career double-doubles, the most among active Ohio players, and the most for a Bobcat since Brandon Hunter recorded 49 from 2000-03.
- Is ranked as the 34th-best NBA Draft prospect overall, and the 10th-best power forward, among draft-eligible players according to analyst George Rodecker (www.roadiehoops.com).

2007-08 Game-by-Game Stats

Opponent	Date	GS	Min	---TOTAL---		---3-PTS---		---REBOUNDS---										Pts	Avg		
				FG-FGA	Pct	3FG-FGA	Pct	FT-FTA	Pct	Off	Def	Tot	Avg	PF	FO	A	TO			Blk	Stl
NEW MEXICO STATE	11/9/07	*	17	2-5	.400	0-0	.000	2-4	.500	3	2	5	5.0	5	1	1	2	0	1	6	6.0
CORNELL	11/17/07	*	33	10-14	.714	0-0	.000	8-11	.727	6	9	15	10.0	2	0	3	1	0	1	28	17.0
at Holy Cross	11/26/07	*	28	2-6	.333	0-0	.000	8-11	.727	3	7	10	10.0	4	0	1	2	0	3	12	15.3
at TEMPLE	11/29/07	*	34	9-12	.750	0-0	.000	13-15	.867	4	4	8	9.5	2	0	2	2	0	3	31	19.3
at St. Francis NY	12/2/07	*	26	5-8	.625	0-0	.000	4-6	.667	3	5	8	9.2	2	0	1	4	0	0	14	18.2
ST. BONAVENTURE	12/5/07	*	27	4-8	.500	0-0	.000	1-4	.250	6	4	10	9.3	2	0	3	3	1	2	9	16.7
DELAWARE	12/8/07	*	30	5-11	.455	0-0	.000	9-10	.900	6	3	9	9.3	3	0	4	5	1	1	19	17.0
at Maryland Terrapins	12/12/07	*	31	6-7	.857	0-0	.000	3-3	1.000	6	9	15	10.0	3	0	1	4	0	1	15	16.8
at #3 Kansas	12/15/07	*	32	3-8	.375	0-0	.000	3-4	.750	5	6	11	10.1	4	0	2	2	0	1	9	15.9
vs St. John's	12/19/07	*	28	8-13	.615	0-0	.000	8-12	.667	8	2	10	10.1	3	0	1	1	0	0	24	16.7
vs Louisiana-Lafayette	12/21/07	*	32	6-8	.750	0-0	.000	11-13	.846	5	5	10	10.1	4	0	3	1	0	0	23	17.3
vs Saint Mary's	12.22.07	*	34	7-12	.583	0-0	.000	6-8	.750	7	6	13	10.3	3	0	0	1	2	1	20	17.5
at Bucknell	1/2/08	*	26	3-6	.500	0-0	.000	4-5	.800	3	4	7	10.1	4	0	0	6	0	3	10	16.9
at Bowling Green	1/5/08	*	35	6-7	.857	0-0	.000	2-3	.667	4	5	9	10.0	2	0	0	2	2	2	14	16.7
MIAMI	1/12/08	*	31	8-12	.667	0-0	.000	2-4	.500	5	3	8	9.9	2	0	1	2	1	0	18	16.8
at Akron	01/17/08	*	35	4-6	.667	0-0	.000	4-7	.571	5	6	11	9.9	3	0	0	4	0	0	12	16.5
KENT STATE	1/19/08	*	28	1-2	.500	0-0	.000	5-7	.714	3	7	10	9.9	3	0	4	1	1	3	7	15.9
at Buffalo	01/23/08	*	32	5-6	.833	0-0	.000	0-2	.000	1	8	9	9.9	1	0	0	6	1	3	10	15.6
BALL STATE	1/26/08	*	31	9-17	.529	0-0	.000	5-7	.714	7	5	12	10.0	3	0	1	2	1	1	23	16.0
CENTRAL MICHIGAN	1/29/08	*	35	6-12	.500	0-0	.000	10-13	.769	8	4	12	10.1	3	0	0	4	1	2	22	16.3
at Northern Illinois	2-2-08	*	29	6-9	.667	0-0	.000	8-10	.800	3	7	10	10.1	1	0	1	2	1	2	20	16.5
at Eastern Michigan	02-06-08	*	31	2-2	1.000	0-0	.000	5-5	1.000	3	5	8	10.0	3	0	0	2	3	0	9	16.1
WESTERN MICHIGAN	2/9/2008	*	33	6-11	.545	0-0	.000	14-17	.824	8	7	15	10.2	2	0	0	3	0	3	26	16.6
at TOLEDO	02/13/08	*	28	2-7	.286	0-0	.000	2-2	1.000	1	7	8	10.1	5	1	0	4	0	0	6	16.1
at Kent State	02/16/08	*	33	4-5	.800	0-0	.000	5-7	.714	2	10	12	10.2	2	0	1	2	0	0	13	16.0
BOWLING GREEN	2/19/08	*	27	2-5	.400	0-0	.000	1-2	.500	1	2	3	9.9	2	0	0	0	2	1	5	15.6
GEORGE MASON	2/23/08	*	36	7-13	.538	1-1	1.000	1-2	.500	3	8	11	10.0	3	0	3	3	1	0	16	15.6
at MIAMI	03/01/08	*	27	4-8	.500	0-0	.000	5-6	.833	5	5	10	10.0	4	0	0	2	0	0	13	15.5
AKRON	3/4/08	*	29	6-8	.750	0-0	.000	11-15	.733	1	2	3	9.7	4	0	1	1	1	1	23	15.8
BUFFALO	3/9/08	*	33	10-11	.909	0-0	.000	10-11	.909	2	5	7	9.6	3	0	1	3	1	2	30	16.2
vs Miami	3/12/08	*	31	5-10	.500	0-0	.000	5-10	.500	7	4	11	9.7	2	0	0	0	2	3	15	16.2
BROWN	3/18/08	*	36	9-11	.818	0-0	.000	2-4	.500	3	9	12	9.8	2	0	1	1	1	3	20	16.3

Career Stats

Year	GP-GS	Min/Avg	Total		3-Point		Rebounds										Pts/Avg
			FG-FGA	Pct	FG-FGA	Pct	FT-FTA	Pct	Off-Def	Tot	Avg	PF-FO	Ast	TO	Blk	Stl	
2004-05	32-32	916/28.6	145-225	.644	0-0	.000	92-161	.571	89-185	274	8.6	103-3	7	51	17	37	382/11.9
2005-06	30-30	786/26.2	126-213	.592	0-0	.000	79-123	.642	72-136	208	6.9	108-5	20	59	14	21	331/11.0
2006-07	32-32	927/29.0	162-278	.583	0-0	.000	137-201	.682	114-169	283	8.8	121-8	29	61	24	33	461/14.4
2007-08	32-32	978/30.6	172-280	.614	1-1	1.000	177-240	.738	137-175	312	9.8	91-2	36	78	23	43	522/16.3
TOTAL	126-126	3607/28.6	605-996	.607	1-1	1.000	485-725	.669	412-665	1077	8.5	423-18	92	249	78	134	1696/13.5

2007-08 OHIO BASKETBALL MEDIA NOTES



11 • Bert Whittington IV

JR • PG • Hankamer, Texas • Chapparral HS (Calif.)

- Had a season-high five assists in the win over Buffalo (3/4)
- Had a career-high 26 points in the 71-59 win over Kent State
- Led the team with 10 points against Kansas - all in the second half.
- Had 14 points, seven rebounds and four assists in his Bobcat debut against New Mexico State.
- Is one of three junior college transfers in the first year on the Ohio roster ... Came to Ohio from the same JC (Ohlone) as Bobcat teammate Allen Hester.
- Is the shortest player on the team at just under 6-0.

2007-08 Game-by-Game Stats

Opponent	Date	GS	Min	---TOTAL---		---3-PTS---		---REBOUNDS---										Pts	Avg			
				FG-FGA	Pct	3FG-FGA	Pct	FT-FTA	Pct	Off	Def	Tot	Avg	PF	FO	A	TO			Blk	Stl	
NEW MEXICO STATE	11/9/07	*	36	4-15	.267	2-8	.250	4-9	.444	2	5	7	7.0	0	0	4	6	0	1	14	14.0	
CORNELL	11/17/07	*	14	1-6	.167	1-3	.333	0-0	.000	0	0	0	3.5	1	0	1	0	0	0	3	8.5	
at Holy Cross	11/26/07	*	16	3-6	.500	2-3	.667	0-2	.000	1	0	1	2.7	2	0	1	1	0	1	8	8.3	
at TEMPLE	11/29/07	*	33	6-12	.500	3-6	.500	0-0	.000	1	1	2	2.5	0	0	3	1	0	0	15	10.0	
at St. Francis NY	12/2/07		28	2-9	.222	1-5	.200	2-3	.667	0	0	0	2.0	3	0	2	0	0	1	7	9.4	
ST. BONAVENTURE	12/5/07		13	4-7	.571	1-2	.500	0-0	.000	0	1	1	1.8	2	0	1	2	0	0	9	9.3	
DELAWARE	12/8/07		19	0-2	.000	0-1	.000	0-0	.000	0	2	2	1.9	2	0	2	2	0	0	0	8.0	
at Maryland Terrapins	12/12/07		13	0-4	.000	0-2	.000	0-0	.000	0	1	1	1.8	1	0	0	2	0	1	0	7.0	
at #3 Kansas	12/15/07		17	4-10	.400	2-4	.500	0-0	.000	0	0	0	1.6	0	0	0	4	0	2	10	7.3	
vs St. John's	12/19/07		23	2-8	.250	2-5	.400	2-4	.500	0	1	1	1.5	1	0	1	1	0	0	8	7.4	
vs Louisiana-Lafayette	12/21/07		15	2-8	.250	0-5	.000	0-0	.000	0	1	1	1.5	2	0	0	1	0	0	4	7.1	
vs Saint Mary's	12.22.07		24	2-13	.154	0-2	.000	2-2	1.000	0	3	3	1.6	3	0	3	1	0	2	6	7.0	
at Bucknell	1/2/08		24	7-9	.778	4-6	.667	2-2	1.000	1	3	4	1.8	2	0	0	0	0	2	20	8.0	
at Bowling Green	1/5/08		18	2-6	.333	1-4	.250	0-0	.000	0	0	0	1.6	2	0	0	2	0	1	5	7.8	
MIAMI	1/12/08		13	1-3	.333	1-2	.500	1-2	.500	0	0	0	1.5	1	0	0	1	0	0	4	7.5	
at Akron	01/17/08		18	0-1	.000	0-1	.000	0-0	.000	1	1	2	1.6	2	0	1	2	0	0	0	7.1	
KENT STATE	1/19/08	*	34	8-14	.571	5-9	.556	5-6	.833	0	2	2	1.6	3	0	2	5	0	2	26	8.2	
at Buffalo	01/23/08	*	31	7-15	.467	5-11	.455	3-4	.750	0	6	6	1.8	2	0	3	2	0	0	22	8.9	
BALL STATE	1/26/08	*	34	6-14	.429	2-6	.333	0-0	.000	1	1	2	1.8	4	0	0	2	0	3	14	9.2	
CENTRAL MICHIGAN	1/29/08	*	29	6-14	.429	0-5	.000	1-3	.333	0	6	6	2.1	2	0	1	0	0	2	13	9.4	
at Northern Illinois	2-2-08	*	11	0-6	.000	0-3	.000	0-0	.000	1	0	1	2.0	0	0	3	1	0	0	0	9.0	
at Eastern Michigan	02-06-08	*	25	1-7	.143	1-7	.143	0-0	.000	0	1	1	2.0	1	0	0	1	0	0	3	8.7	
WESTERN MICHIGAN	2/9/2008	*	17	1-3	.333	0-2	.000	2-2	1.000	0	1	1	1.9	1	0	0	1	0	1	4	8.5	
at TOLEDO	02/13/08	*	23	3-7	.429	1-4	.250	0-0	.000	0	1	1	1.9	0	0	1	0	1	0	7	8.4	
at Kent State	02/16/08	*	19	1-6	.167	1-3	.333	1-2	.500	0	2	2	1.9	5	1	2	2	0	0	4	8.2	
BOWLING GREEN	2/19/08		12	3-6	.500	3-5	.600	0-0	.000	0	0	0	1.8	0	0	1	0	0	1	9	8.3	
GEORGE MASON	2/23/08		22	4-8	.500	1-4	.250	3-5	.600	1	3	4	1.9	1	0	3	0	0	2	12	8.4	
at MIAMI	03/01/08		23	3-13	.231	3-6	.500	2-2	1.000	2	0	2	1.9	3	0	0	2	0	3	11	8.5	
AKRON	3/4/08		25	2-5	.400	1-3	.333	2-2	1.000	0	2	2	1.9	0	0	1	2	0	1	7	8.4	
BUFFALO	3/9/08		24	1-3	.333	1-3	.333	0-0	.000	1	3	4	2.0	0	0	5	5	0	2	3	8.3	
vs Miami	3/12/08		18	0-7	.000	0-5	.000	0-0	.000	0	1	1	1.9	3	0	1	0	0	1	0	8.0	
BROWN	3/18/08		23	2-8	.250	2-8	.250	0-0	.000	0	1	1	1.9	0	0	1	0	0	3	6	7.9	
Totals.....			13	694	88-255	.345	46-143	.322	32-50	.640	12	49	61	1.9	49	1	43	49	1	32	254	7.9

Games played: 32
 Minutes/game: 21.7
 Points/game: 7.9
 FG Pct: 34.5
 3FG Pct: 32.2
 FT Pct: 64.0

Rebounds/game: 1.9
 Assists/game: 1.3
 Turnovers/game: 1.5
 Assist/turnover ratio: 0.9
 Steals/game: 1.0
 Blocks/game: 0.0

2007-08 OHIO BASKETBALL MEDIA NOTES



12 • Kenneth van Kempen

SO • C • Weert, Netherlands • Univ. of Maastricht

- Tied for the team lead with 14 points at St. Francis (NY) ... It was the second-highest scoring output of his career.
- Received his first career start at Holy Cross in place of Jerome Tillman and logged a career-high 31 minutes played.
- Hailing from The Netherlands, he's one of two foreign players on the 2007-08 Bobcat squad along with Zach Nagtzaam (Canada).


2007-08 Game-by-Game Stats

Opponent	Date	GS	Min	---TOTAL---		---3-PTS---		---REBOUNDS---												
				FG-FGA	Pct	3FG-FGA	Pct	FT-FTA	Pct	Off	Def	Tot	Avg	PF	FO	A	TO	Blk	Stl	Pts
NEW MEXICO STATE	11/9/07	14	1-3	.333	0-0	.000	0-0	.000	1	2	3	3.0	4	0	1	1	0	1	2	2.0
CORNELL	11/17/07	7	0-2	.000	0-0	.000	0-0	.000	1	0	1	2.0	3	0	0	0	0	0	0	1.0
at Holy Cross	11/26/07 *	31	2-6	.333	0-0	.000	0-0	.000	2	3	5	3.0	4	0	4	2	0	0	4	2.0
at TEMPLE	11/29/07	10	2-2	1.000	0-0	.000	0-0	.000	1	1	2	2.8	4	0	0	2	0	0	4	2.5
at St. Francis NY	12/2/07	22	6-11	.545	0-0	.000	2-2	1.000	1	6	7	3.6	2	0	1	1	1	2	14	4.8
ST. BONAVENTURE	12/5/07	15	1-3	.333	0-0	.000	0-0	.000	0	1	1	3.2	4	0	0	2	0	0	2	4.3
DELAWARE	12/8/07	13	0-2	.000	0-0	.000	0-0	.000	1	4	5	3.4	1	0	0	0	0	0	0	3.7
at Maryland Terrapins	12/12/07	16	2-4	.500	0-0	.000	0-0	.000	2	2	4	3.5	1	0	2	1	2	0	4	3.8
at #3 Kansas	12/15/07	16	0-2	.000	0-0	.000	1-2	.500	1	0	1	3.2	3	0	0	1	0	1	1	3.4
vs St. John's	12/19/07	20	3-3	1.000	0-0	.000	0-0	.000	1	2	3	3.2	1	0	1	1	0	1	6	3.7
vs Louisiana-Lafayette	12/21/07	9	0-2	.000	0-0	.000	0-0	.000	0	0	0	2.9	2	0	0	1	0	0	0	3.4
vs Saint Mary's	12.22.07	12	0-0	.000	0-0	.000	1-2	.500	0	0	0	2.7	3	0	0	1	0	0	1	3.2
at Bucknell	1/2/08	17	2-3	.667	0-0	.000	1-2	.500	1	2	3	2.7	3	0	0	0	2	0	5	3.3
at Bowling Green	1/5/08	13	1-3	.333	0-0	.000	0-0	.000	0	1	1	2.6	1	0	0	0	0	0	2	3.2
MIAMI	1/12/08	11	1-2	.500	1-1	1.000	0-0	.000	0	0	0	2.4	2	0	0	0	0	0	3	3.2
at Akron	01/17/08	8	1-1	1.000	0-0	.000	0-0	.000	0	1	1	2.3	1	0	0	0	0	0	2	3.1
KENT STATE	1/19/08	9	1-3	.333	0-0	.000	0-0	.000	1	0	1	2.2	3	0	0	2	0	0	2	3.1
at Buffalo	01/23/08	8	0-0	.000	0-0	.000	0-0	.000	0	0	0	2.1	1	0	0	0	0	0	0	2.9
BALL STATE	1/26/08	10	1-5	.200	0-0	.000	0-0	.000	3	0	3	2.2	2	0	0	1	0	0	2	2.8
CENTRAL MICHIGAN	1/29/08	8	0-0	.000	0-0	.000	0-0	.000	0	1	1	2.1	3	0	0	0	0	0	0	2.7
at Northern Illinois	2-2-08	11	1-3	.333	0-1	.000	0-0	.000	0	4	4	2.2	3	0	0	2	0	0	2	2.7
at Eastern Michigan	02-06-08	9	1-2	.500	0-0	.000	0-0	.000	0	0	0	2.1	1	0	0	0	0	0	2	2.6
WESTERN MICHIGAN	2/9/2008	7	0-0	.000	0-0	.000	1-2	.500	0	0	0	2.0	1	0	0	0	0	0	1	2.6
at TOLEDO	02/13/08	18	1-3	.333	0-0	.000	3-4	.750	0	3	3	2.0	5	1	0	4	0	1	5	2.7
at Kent State	02/16/08	6	0-0	.000	0-0	.000	0-0	.000	0	0	0	2.0	3	0	0	0	0	0	0	2.6
BOWLING GREEN	2/19/08	13	2-3	.667	0-0	.000	3-4	.750	2	4	6	2.1	2	0	1	0	0	1	7	2.7
GEORGE MASON	2/23/08	4	0-1	.000	0-0	.000	0-0	.000	0	0	0	2.0	2	0	0	0	0	0	0	2.6
at MIAMI	03/01/08	11	1-3	.333	0-0	.000	2-2	1.000	1	1	2	2.0	2	0	0	0	0	0	4	2.7
AKRON	3/4/08	9	0-2	.000	0-0	.000	0-0	.000	1	1	2	2.0	2	0	0	0	0	0	0	2.6
BUFFALO	3/9/08	7	0-2	.000	0-0	.000	0-0	.000	0	1	1	2.0	0	0	0	0	0	0	0	2.5
vs Miami	3/12/08	3	0-0	.000	0-0	.000	0-0	.000	0	0	0	1.9	1	0	0	1	0	0	0	2.4
BROWN	3/18/08	5	1-1	1.000	0-0	.000	0-0	.000	0	1	1	1.9	1	0	0	0	0	0	2	2.4

Career Stats

Year	GP-GS	Min/Avg	Total		3-Point		Rebounds										
			FG-FGA	Pct	FG-FGA	Pct	FT-FTA	Pct	Off-Def	Tot	Avg	PF-FO	Ast	TO	Blk	Stl	Pts/Avg
2006-07	32-0	493/15.4	41-100	.410	6-17	.353	10-22	.455	28-68	96	3.0	80-2	6	36	5	8	98/3.1
2007-08	32-1	372/11.6	31-77	.403	1-2	.500	14-20	.700	20-41	61	1.9	71-1	10	23	5	7	77/2.4
TOTAL	64-1	865/13.5	72-177	.407	7-19	.368	24-42	.571	48-109	157	2.5	151-3	16	59	10	15	175/2.7

2007-08 OHIO BASKETBALL MEDIA NOTES



15 • Allen Hester

JR • SG • Oakland, Calif. • St. Joseph Notre Dame HS

- Played a season-high 25 minutes at Kent State
- Had a season-high four steals (all in the first half) at Toledo.
- Blocked a game-tying 3-point attempt in the win over Western Michigan.
- Has started seven games this season.
- Tied for the team lead with 13 points in his Bobcat home debut against St. Bonaventure.
- Made his first appearance as a Bobcat at St. Francis (NY) and played eight minutes.
- Missed the first four games of the season as he served a suspension due to a violation of the Ohio Student-Athlete Code of Conduct.

2007-08 Game-by-Game Stats

Opponent	Date	GS	Min	---TOTAL---		---3-PTS---		---REBOUNDS---													
				FG-FGA	Pct	3FG-FGA	Pct	FT-FTA	Pct	Off	Def	Tot	Avg	PF	FO	A	TO	Blk	Stl	Pts	Avg
at St. Francis NY	12/2/07		8	0-1	.000	0-1	.000	0-0	.000	0	0	0	0.0	1	0	0	0	0	1	0	0.0
ST. BONAVENTURE	12/5/07		18	5-7	.714	3-4	.750	0-0	.000	0	1	1	0.5	3	0	2	1	0	0	13	6.5
DELAWARE	12/8/07		15	0-3	.000	0-3	.000	0-0	.000	0	1	1	0.7	1	0	0	1	0	1	0	4.3
at Maryland Terrapins	12/12/07		14	1-1	1.000	0-0	.000	0-0	.000	0	2	2	1.0	1	0	0	0	0	0	2	3.8
at #3 Kansas	12/15/07		13	0-5	.000	0-3	.000	0-0	.000	0	1	1	1.0	0	0	0	1	0	1	0	3.0
vs St. John's	12/19/07		13	0-1	.000	0-1	.000	0-0	.000	0	2	2	1.2	3	0	0	0	0	0	0	2.5
vs Louisiana-Lafayette	12/21/07		11	1-3	.333	1-2	.500	0-0	.000	0	1	1	1.1	0	0	0	1	0	0	3	2.6
vs Saint Mary's	12.22.07		15	1-2	.500	0-1	.000	0-0	.000	1	2	3	1.4	0	0	0	0	0	0	2	2.5
at Bucknell	1/2/08		13	0-3	.000	0-3	.000	0-0	.000	1	1	2	1.4	0	0	1	1	0	0	0	2.2
at Bowling Green	1/5/08		16	1-4	.250	1-4	.250	2-2	1.000	0	1	1	1.4	1	0	0	0	0	1	5	2.5
MIAMI	1/12/08	*	24	1-4	.250	0-2	.000	1-2	.500	0	0	0	1.3	1	0	0	0	0	1	3	2.5
at Akron	01/17/08	*	13	1-4	.250	1-4	.250	0-0	.000	0	1	1	1.3	1	0	1	1	0	0	3	2.6
KENT STATE	1/19/08		12	2-4	.500	1-2	.500	1-2	.500	0	0	0	1.2	0	0	0	1	0	0	6	2.8
at Buffalo	01/23/08		9	0-2	.000	0-0	.000	0-0	.000	0	0	0	1.1	2	0	1	0	0	0	0	2.6
BALL STATE	1/26/08		16	1-2	.500	1-2	.500	0-0	.000	0	1	1	1.1	0	0	0	1	0	1	3	2.7
CENTRAL MICHIGAN	1/29/08		6	0-1	.000	0-1	.000	0-0	.000	0	0	0	1.0	0	0	0	1	0	0	0	2.5
at Northern Illinois	2-2-08		16	1-3	.333	1-3	.333	0-0	.000	1	1	2	1.1	2	0	1	0	0	1	3	2.5
at Eastern Michigan	02-06-08		7	1-4	.250	0-1	.000	0-0	.000	0	0	0	1.0	2	0	0	1	0	1	2	2.5
WESTERN MICHIGAN	2/9/2008		7	0-1	.000	0-1	.000	0-0	.000	0	0	0	0.9	1	0	0	0	1	0	0	2.4
at TOLEDO	02/13/08		14	1-2	.500	0-0	.000	0-0	.000	0	1	1	1.0	1	0	1	1	0	4	2	2.4
at Kent State	02/16/08	*	25	4-10	.400	2-5	.400	2-4	.500	0	1	1	1.0	1	0	4	2	0	1	12	2.8
BOWLING GREEN	2/19/08	*	20	4-11	.364	1-5	.200	3-4	.750	1	4	5	1.1	0	0	2	1	0	2	12	3.2
GEORGE MASON	2/23/08	*	14	0-3	.000	0-3	.000	0-0	.000	1	1	2	1.2	2	0	2	0	0	1	0	3.1
at MIAMI	03/01/08	*	14	0-6	.000	0-5	.000	0-2	.000	1	2	3	1.3	2	0	0	2	0	1	0	3.0
AKRON	3/4/08	*	6	0-1	.000	0-0	.000	0-0	.000	0	0	0	1.2	0	0	1	1	0	0	0	2.8
vs Miami	3/12/08		1	0-0	.000	0-0	.000	0-0	.000	0	0	0	1.2	0	0	0	0	0	0	0	2.7
Totals.....		7	340	25-88	.284	12-56	.214	9-16	.563	6	24	30	1.2	25	0	16	17	1	17	71	2.7

Games played: 26
 Minutes/game: 13.1
 Points/game: 2.7
 FG Pct: 28.4
 3FG Pct: 21.4
 FT Pct: 56.3

Rebounds/game: 1.2
 Assists/game: 0.6
 Turnovers/game: 0.7
 Assist/turnover ratio: 0.9
 Steals/game: 0.7
 Blocks/game: 0.0

2007-08 OHIO BASKETBALL MEDIA NOTES



24 • Tommy Freeman

FR • G/F • Muncie, Ind. • Central HS

- Has appeared in 29 of Ohio's 32 games this season, and averaged 8.0 minutes played. He made his first career start in the win over Buffalo (3/4).
- Had a season-high 13 points at Buffalo.
- Scored four points in 12 minutes in his collegiate debut against New Mexico State.
- His Muncie Central High School team that was ranked No. 1 in Indiana Class 4A defeated current Hoosier freshman standout Eric Gordon's No. 3 North Central squad last year.


2007-08 Game-by-Game Stats

Opponent	Date	GS	Min	---TOTAL---		---3-PTS---		---REBOUNDS---											Pts	Avg	
				FG-FGA	Pct	3FG-FGA	Pct	FT-FTA	Pct	Off	Def	Tot	Avg	PF	FO	A	TO	Blk			Stl
NEW MEXICO STATE	11/9/07	12	1-2	.500	1-2	.500	1-2	.500	1	1	2	2.0	1	0	1	0	0	0	4	4.0	
CORNELL	11/17/07	16	0-3	.000	0-2	.000	1-2	.500	0	2	2	2.0	1	0	1	1	0	0	1	2.5	
at Holy Cross	11/26/07	17	1-3	.333	0-2	.000	0-0	.000	0	1	1	1.7	2	0	0	0	0	0	2	2.3	
at TEMPLE	11/29/07	8	0-0	.000	0-0	.000	0-0	.000	1	0	1	1.5	2	0	0	1	0	0	0	1.8	
ST. BONAVENTURE	12/5/07	11	1-1	1.000	1-1	1.000	0-0	.000	0	0	0	1.2	0	0	2	1	0	0	3	2.0	
DELAWARE	12/8/07	12	1-3	.333	0-2	.000	2-3	.667	0	1	1	1.2	2	0	0	0	0	0	4	2.3	
at Maryland Terrapins	12/12/07	2	0-0	.000	0-0	.000	0-0	.000	0	0	0	1.0	0	0	0	1	0	0	0	2.0	
at #3 Kansas	12/15/07	13	2-4	.500	1-3	.333	0-0	.000	0	0	0	0.9	0	0	0	2	0	1	5	2.4	
vs Louisiana-Lafayette	12/21/07	2	0-0	.000	0-0	.000	0-0	.000	0	0	0	0.8	1	0	0	0	0	0	0	2.1	
vs Saint Mary's	12.22.07	3	0-1	.000	0-0	.000	0-0	.000	0	0	0	0.7	1	0	0	0	0	0	0	1.9	
at Bucknell	1/2/08	3	0-0	.000	0-0	.000	0-0	.000	0	0	0	0.6	0	0	0	0	0	0	0	1.7	
at Bowling Green	1/5/08	1	0-0	.000	0-0	.000	0-0	.000	0	0	0	0.6	0	0	0	0	0	0	0	1.6	
MIAMI	1/12/08	1	0-0	.000	0-0	.000	0-0	.000	0	0	0	0.5	0	0	0	0	0	0	0	1.5	
KENT STATE	1/19/08	2	0-0	.000	0-0	.000	0-0	.000	0	0	0	0.5	2	0	0	0	0	0	0	1.4	
at Buffalo	01/23/08	16	3-4	.750	2-3	.667	5-5	1.000	0	0	0	0.5	1	0	1	0	0	0	13	2.1	
BALL STATE	1/26/08	4	0-0	.000	0-0	.000	0-0	.000	0	2	2	0.6	0	0	0	0	0	0	0	2.0	
CENTRAL MICHIGAN	1/29/08	1	0-0	.000	0-0	.000	0-0	.000	0	0	0	0.5	0	0	0	0	0	0	0	1.9	
at Northern Illinois	2-2-08	26	3-4	.750	3-4	.750	0-0	.000	1	2	3	0.7	0	0	4	2	0	1	9	2.3	
at Eastern Michigan	02-06-08	7	0-2	.000	0-2	.000	0-0	.000	0	0	0	0.6	0	0	0	0	0	1	0	2.2	
WESTERN MICHIGAN	2/9/2008	7	0-1	.000	0-1	.000	0-1	.000	0	0	0	0.6	0	0	2	0	0	0	0	2.1	
at TOLEDO	02/13/08	1	0-0	.000	0-0	.000	0-0	.000	0	0	0	0.6	1	0	0	1	0	0	0	2.0	
at Kent State	02/16/08	4	0-0	.000	0-0	.000	0-0	.000	0	0	0	0.5	1	0	1	0	0	1	0	1.9	
BOWLING GREEN	2/19/08	13	0-1	.000	0-0	.000	0-0	.000	0	0	0	0.5	0	0	2	1	0	1	0	1.8	
GEORGE MASON	2/23/08	4	1-2	.500	0-1	.000	0-0	.000	0	0	0	0.5	0	0	0	0	0	0	2	1.8	
at MIAMI	03/01/08	6	0-3	.000	0-3	.000	0-0	.000	1	0	1	0.5	2	0	1	0	0	0	0	1.7	
AKRON	3/4/08	1	0-0	.000	0-0	.000	0-0	.000	0	1	1	0.5	0	0	0	1	0	0	0	1.7	
BUFFALO	3/9/08	* 13	2-2	1.000	2-2	1.000	0-0	.000	0	0	0	0.5	1	0	0	1	0	0	6	1.8	
vs Miami	3/12/08	* 6	0-0	.000	0-0	.000	0-0	.000	0	0	0	0.5	0	0	0	0	0	0	0	1.8	
BROWN	3/18/08	* 20	3-5	.600	3-5	.600	2-2	1.000	0	1	1	0.5	4	0	1	1	0	0	11	2.1	
Totals.....		3	232	18-41	.439	13-33	.394	11-15	.733	4	11	15	0.5	22	0	16	13	0	5	60	2.1

Games played: 29
 Minutes/game: 8.0
 Points/game: 2.1
 FG Pct: 43.9
 3FG Pct: 39.4
 FT Pct: 73.3

Rebounds/game: 0.5
 Assists/game: 0.6
 Turnovers/game: 0.4
 Assist/turnover ratio: 1.2
 Steals/game: 0.2

2007-08 OHIO BASKETBALL MEDIA NOTES



25 • Justin Orr

JR • F • Cincinnati, Ohio • LaSalle HS

- Played three games in a row without missing a shot (11-for-11) before going 4-for-8 at Maryland.
- Recorded 17 points and seven boards in his Ohio debut against New Mexico State and had a game-high 18 at Holy Cross.
- Sat out the 2006-07 season under NCAA transfer guidelines after coming to Ohio from Murray State.
- Earned 34 starts and played in 59 games in two seasons under then-Head Coach Mick Cronin at Murray State ... Helped the Racers to the 2005-06 NCAA Tourney.
- Is the nephew of MAC East Division rival Bowling Green's Head Coach Louis Orr ... Louis was a standout at Syracuse, and Justin's dad Lindsay was a three-year letterwinner at Mercer.


2007-08 Game-by-Game Stats

Opponent	Date	GS	Min	---TOTAL---		---3-PTS---		---REBOUNDS---										Pts	Avg			
				FG-FGA	Pct	3FG-FGA	Pct	FT-FTA	Pct	Off	Def	Tot	Avg	PF	FO	A	TO			Blk	Stl	
NEW MEXICO STATE	11/9/07	*	36	7-12	.583	2-4	.500	1-4	.250	3	4	7	7.0	1	0	1	4	0	1	17	17.0	
CORNELL	11/17/07	*	31	3-6	.500	0-1	.000	5-6	.833	1	2	3	5.0	1	0	4	3	0	2	11	14.0	
at Holy Cross	11/26/07	*	35	7-10	.700	3-4	.750	1-3	.333	1	3	4	4.7	1	0	1	4	0	0	18	15.3	
at TEMPLE	11/29/07	*	23	1-6	.167	1-2	.500	0-0	.000	0	1	1	3.8	4	0	1	0	0	1	3	12.3	
at St. Francis NY	12/2/07	*	21	3-3	1.000	0-0	.000	2-2	1.000	1	1	2	3.4	3	0	3	0	0	0	8	11.4	
ST. BONAVENTURE	12/5/07	*	24	5-5	1.000	3-3	1.000	0-0	.000	3	2	5	3.7	1	0	3	2	0	0	13	11.7	
DELAWARE	12/8/07	*	23	3-3	1.000	1-1	1.000	3-4	.750	0	1	1	3.3	0	0	2	1	0	0	10	11.4	
at Maryland Terrapins	12/12/07	*	33	4-8	.500	1-1	1.000	0-0	.000	1	3	4	3.4	0	0	1	1	0	1	9	11.1	
at #3 Kansas	12/15/07	*	21	3-6	.500	1-3	.333	0-0	.000	1	1	2	3.2	0	0	1	3	0	0	7	10.7	
vs St. John's	12/19/07	*	29	0-6	.000	0-2	.000	5-6	.833	0	4	4	3.3	0	0	3	0	1	0	5	10.1	
vs Louisiana-Lafayette	12/21/07	*	29	7-10	.700	3-4	.750	3-4	.750	0	1	1	3.1	2	0	1	2	2	0	20	11.0	
vs Saint Mary's	12.22.07	*	28	2-5	.400	0-1	.000	2-2	1.000	3	3	6	3.3	3	0	2	3	0	2	6	10.6	
at Bucknell	1/2/08	*	26	2-4	.500	0-2	.000	0-0	.000	1	0	1	3.2	2	0	0	2	0	1	4	10.1	
at Bowling Green	1/5/08	*	22	2-8	.250	0-2	.000	0-1	.000	2	3	5	3.3	1	0	2	3	0	0	4	9.6	
MIAMI	1/12/08		20	2-6	.333	1-3	.333	1-2	.500	2	1	3	3.3	1	0	2	1	0	0	6	9.4	
at Akron	01/17/08		23	4-9	.444	3-4	.750	0-0	.000	1	2	3	3.3	1	0	0	1	1	1	11	9.5	
KENT STATE	1/19/08	*	33	1-8	.125	0-2	.000	0-0	.000	0	2	2	3.2	0	0	2	2	2	1	2	9.1	
at Buffalo	01/23/08	*	28	2-9	.222	0-3	.000	4-4	1.000	3	1	4	3.2	1	0	3	3	0	1	8	9.0	
BALL STATE	1/26/08	*	20	1-5	.200	0-3	.000	1-2	.500	0	1	1	3.1	0	0	0	0	0	0	3	8.7	
CENTRAL MICHIGAN	1/29/08	*	28	1-2	.500	1-1	1.000	0-0	.000	2	3	5	3.2	1	0	1	4	0	1	3	8.4	
at Northern Illinois	2-2-08	*	14	1-3	.333	0-1	.000	1-2	.500	1	0	1	3.1	0	0	0	1	1	0	3	8.1	
at Eastern Michigan	02-06-08	*	26	3-9	.333	2-4	.500	1-3	.333	1	3	4	3.1	1	0	2	1	0	1	9	8.2	
WESTERN MICHIGAN	2/9/2008	*	23	2-5	.400	2-4	.500	0-0	.000	0	0	0	3.0	1	0	1	0	1	0	6	8.1	
at TOLEDO	02/13/08	*	20	2-2	1.000	0-0	.000	2-4	.500	0	1	1	2.9	2	0	1	3	0	0	6	8.0	
at Kent State	02/16/08		10	0-0	.000	0-0	.000	0-0	.000	0	0	0	2.8	1	0	0	2	0	0	0	7.7	
BOWLING GREEN	2/19/08	*	22	2-6	.333	0-3	.000	0-0	.000	0	1	1	2.7	0	0	2	1	0	1	4	7.5	
GEORGE MASON	2/23/08	*	16	0-3	.000	0-2	.000	0-0	.000	0	2	2	2.7	3	0	1	2	0	0	0	7.3	
at MIAMI	03/01/08	*	14	1-7	.143	0-3	.000	0-0	.000	4	0	4	2.8	1	0	0	1	0	1	2	7.1	
AKRON	3/4/08	*	17	2-7	.286	1-3	.333	0-1	.000	1	1	2	2.7	3	0	1	0	0	0	5	7.0	
BUFFALO	3/9/08		16	1-3	.333	0-1	.000	1-2	.500	0	3	3	2.7	1	0	2	0	1	0	3	6.9	
vs Miami	3/12/08	*	31	5-9	.556	2-5	.400	0-0	.000	0	3	3	2.7	2	0	1	0	0	0	12	7.0	
BROWN	3/18/08		5	0-1	.000	0-1	.000	0-0	.000	0	0	0	2.7	0	0	0	0	0	0	0	6.8	
Totals.....			27	747	79-186	.425	27-73	.370	33-52	.635	32	53	85	2.7	38	0	44	50	9	15	218	6.8

Games played: 32
 Minutes/game: 23.3
 Points/game: 6.8
 FG Pct: 42.5
 3FG Pct: 37.0
 FT Pct: 63.5

Rebounds/game: 2.7
 Assists/game: 1.4
 Turnovers/game: 1.6
 Assist/turnover ratio: 0.9
 Steals/game: 0.5
 Blocks/game: 0.3

2007-08 OHIO BASKETBALL MEDIA NOTES



33 • Jerome Tillman

JR • F • Beavercreek, Ohio • Beavercreek HS

- Had a career-high 25 points in the win over Buffalo (3/9).
- Was one of 10 Preseason All-MAC selections along with teammate Leon Williams.
- Ranks fifth in the MAC in rebounding and seventh in FG%.
- Led all scorers with 20 points in the victory at Maryland ... Has made ESPN's Top 10 Plays twice this season (#7-dunk at Maryland, #8-block vs. Central Michigan).
- Recorded his 17th career double-double (21 pts./11 rbs.) in the win over Brown (3/18).
- In 2006-07 he became the first player at Ohio since Brandon Hunter in 2002-03 to earn All-MAC First Team honors.
- Led Ohio – and finished second in the MAC – with 12 double-doubles in 2006-07.
- Finished 2006-07 ranked fourth in the MAC in rebounding (8.2) and seventh in scoring (14.6).


2007-08 Game-by-Game Stats

Opponent	Date	GS	Min	---TOTAL---		---3-PTS---		---REBOUNDS---										Pts	Avg		
				FG-FGA	Pct	3FG-FGA	Pct	FT-FTA	Pct	Off	Def	Tot	Avg	PF	FO	A	TO			Blk	Stl
NEW MEXICO STATE	11/9/07	*	35	6-10	.600	2-3	.667	6-8	.750	1	7	8	8.0	4	0	2	0	0	2	20	20.0
CORNELL	11/17/07	*	30	10-17	.588	1-3	.333	0-2	.000	6	2	8	8.0	2	0	0	1	0	0	21	20.5
at TEMPLE	11/29/07	*	33	5-10	.500	1-2	.500	5-6	.833	1	9	10	8.7	1	0	1	1	0	2	16	19.0
at St. Francis NY	12/2/07	*	31	0-3	.000	0-0	.000	3-4	.750	1	7	8	8.5	4	0	3	2	0	1	3	15.0
ST. BONAVENTURE	12/5/07	*	27	3-6	.500	0-1	.000	2-2	1.000	2	7	9	8.6	1	0	1	5	0	1	8	13.6
DELAWARE	12/8/07	*	31	7-10	.700	1-1	1.000	2-2	1.000	2	6	8	8.5	1	0	1	2	0	1	17	14.2
at Maryland Terrapins	12/12/07	*	33	8-14	.571	1-3	.333	3-4	.750	1	3	4	7.9	3	0	0	3	1	3	20	15.0
at #3 Kansas	12/15/07	*	30	2-12	.167	1-4	.250	2-2	1.000	2	4	6	7.6	3	0	1	0	0	0	7	14.0
vs St. John's	12/19/07	*	31	2-4	.500	1-1	1.000	6-8	.750	2	2	4	7.2	5	1	1	4	0	2	11	13.7
vs Louisiana-Lafayette	12/21/07	*	37	7-9	.778	0-0	.000	2-2	1.000	0	4	4	6.9	2	0	3	2	0	1	16	13.9
vs Saint Mary's	12.22.07	*	31	10-16	.625	1-3	.333	2-2	1.000	3	7	10	7.2	4	0	1	3	2	2	23	14.7
at Bucknell	1/2/08	*	35	3-11	.273	0-2	.000	5-5	1.000	4	7	11	7.5	1	0	2	4	1	2	11	14.4
at Bowling Green	1/5/08	*	29	1-5	.200	0-2	.000	0-1	.000	2	7	9	7.6	4	0	0	4	0	0	2	13.5
MIAMI	1/12/08	*	30	7-10	.700	1-2	.500	4-5	.800	3	4	7	7.6	1	0	1	1	1	3	19	13.9
at Akron	01/17/08	*	33	6-10	.600	0-2	.000	3-3	1.000	2	5	7	7.5	3	0	1	3	0	0	15	13.9
KENT STATE	1/19/08	*	34	8-11	.727	1-2	.500	6-8	.750	2	3	5	7.4	2	0	0	1	1	0	23	14.5
at Buffalo	01/23/08	*	33	4-5	.800	2-3	.667	1-2	.500	1	8	9	7.5	1	0	3	0	1	0	11	14.3
BALL STATE	1/26/08	*	35	1-3	.333	0-1	.000	5-8	.625	0	9	9	7.6	3	0	2	0	0	0	7	13.9
CENTRAL MICHIGAN	1/29/08	*	36	5-9	.556	1-3	.333	0-2	.000	0	6	6	7.5	1	0	0	3	3	0	11	13.7
at Northern Illinois	2-2-08	*	27	7-10	.700	1-1	1.000	2-2	1.000	2	1	3	7.3	3	0	3	3	0	0	17	13.9
at Eastern Michigan	02-06-08	*	28	2-10	.200	0-2	.000	3-4	.750	2	5	7	7.2	2	0	2	2	0	0	7	13.6
WESTERN MICHIGAN	2/9/2008	*	33	0-5	.000	0-2	.000	2-2	1.000	1	7	8	7.3	2	0	0	1	0	2	2	13.0
at TOLEDO	02/13/08	*	28	3-7	.429	1-2	.500	0-0	.000	0	4	4	7.1	4	0	0	4	0	0	7	12.8
at Kent State	02/16/08	*	35	4-7	.571	1-3	.333	2-4	.500	3	4	7	7.1	2	0	0	4	0	2	11	12.7
BOWLING GREEN	2/19/08	*	27	6-12	.500	1-3	.333	1-2	.500	5	3	8	7.2	1	0	0	1	1	2	14	12.8
GEORGE MASON	2/23/08	*	37	4-10	.400	0-1	.000	2-2	1.000	1	4	5	7.1	2	0	2	1	0	1	10	12.7
at MIAMI	03/01/08	*	29	2-6	.333	0-1	.000	2-2	1.000	5	4	9	7.1	0	0	2	4	0	1	6	12.4
AKRON	3/4/08	*	36	4-8	.500	1-2	.500	9-10	.900	4	5	9	7.2	3	0	0	3	0	2	18	12.6
BUFFALO	3/9/08	*	29	8-12	.667	1-1	1.000	8-10	.800	2	8	10	7.3	5	1	1	1	3	2	25	13.0
vs Miami	3/12/08	*	36	6-16	.375	2-5	.400	3-4	.750	4	5	9	7.4	3	0	0	1	0	0	17	13.2
BROWN	3/18/08	*	34	7-9	.778	1-2	.500	6-8	.750	3	8	11	7.5	3	0	0	2	0	0	21	13.4

Career Stats

Year	GP-GS	Min/Avg	Total		3-Point		Rebounds										Pts/Avg
			FG-FGA	Pct	FG-FGA	Pct	FT-FTA	Pct	Off-Def	Tot	Avg	PF-FO	Ast	TO	Blk	Stl	
2005-06	26-5	400/15.4	65-124	.524	1-16	.063	44-61	.721	37-62	99	3.8	42-0	7	20	15	13	175/6.7
2006-07	32-30	1037/32.4	162-289	.561	23-51	.451	120-176	.682	97-164	261	8.2	93-0	42	57	15	31	467/14.6
2007-08	31-31	993/32.0	148-287	.516	23-63	.365	97-126	.770	67-165	232	7.5	76-2	33	66	14	32	416/13.4
TOTAL	89-66	2430/27.3	375-700	.536	47-130	.362	261-363	.719	201-391	592	6.7	211-2	82	143	44	76	1058/11.9

2007-08 OHIO BASKETBALL MEDIA NOTES



44 • Asown Sayles

SO • SG • McKeesport, Pa. • McKeesport HS

- Has seven appearances this season and first entered the scoring column versus St. Bonaventure.
- Led the team with three assists and made his first career 3-pointer in the win over Bowling Green.

2007-08 Game-by-Game Stats

Opponent	Date	GS	Min	---TOTAL---		---3-PTS---		---REBOUNDS---										Pts	Avg			
				FG-FGA	Pct	3FG-FGA	Pct	FT-FTA	Pct	Off	Def	Tot	Avg	PF	FO	A	TO			Blk	Stl	
CORNELL	11/17/07	1		0-0	.000	0-0	.000	0-0	.000	0	0	0	0.0	0	0	0	0	0	0	0	0	0.0
ST. BONAVENTURE	12/5/07	5		0-0	.000	0-0	.000	1-2	.500	1	0	1	0.5	0	0	0	0	0	0	0	1	0.5
DELAWARE	12/8/07	2		0-1	.000	0-1	.000	0-0	.000	0	1	1	0.7	1	0	0	1	0	0	0	0	0.3
at Northern Illinois	2-2-08	4		1-2	.500	0-0	.000	0-0	.000	0	0	0	0.5	0	0	0	0	0	0	0	2	0.8
BOWLING GREEN	2/19/08	7		1-3	.333	1-1	1.000	0-1	.000	2	1	3	1.0	1	0	3	0	0	1	3	1.2	
at MIAMI	03/01/08	1		0-0	.000	0-0	.000	0-0	.000	0	1	1	1.0	1	0	0	0	0	0	0	0	1.0
BROWN	3/18/08	8		0-2	.000	0-0	.000	0-0	.000	2	1	3	1.3	1	0	1	0	0	0	0	0	0.9
Totals.....		0	28	2-8	.250	1-2	.500	1-3	.333	5	4	9	1.3	4	0	4	1	0	1	6	0.9	

Games played: 7
 Minutes/game: 4.0
 Points/game: 0.9
 FG Pct: 25.0
 3FG Pct: 50.0
 FT Pct: 33.3

Rebounds/game: 1.3
 Assists/game: 0.6
 Turnovers/game: 0.1
 Assist/turnover ratio: 4.0
 Steals/game: 0.1

Career Stats

Year	GP-GS	Min/Avg	FG-FGA	Pct	FG-FGA	Pct	FT-FTA	Pct	Off-Def	Tot	Avg	PF-FO	Ast	TO	Blk	Stl	Pts/Avg
2006-07	14-0	28/2.0	1-5	.200	0-1	.000	1-3	.333	1-2	3	0.2	3-0	0	5	0	0	3/0.2
2007-08	5-0	19/3.8	2-6	.333	1-2	.500	1-3	.333	3-2	5	1.0	2-0	3	1	0	1	6/1.2
TOTAL	19-0	47/2.5	3-11	.273	1-3	.333	2-6	.333	4-4	8	0.4	5-0	3	6	0	1	9/0.5

2007-08 OHIO BASKETBALL MEDIA NOTES



13 • Andrew Vroman

SR • SG • Bowling Green, Ohio • Bowling Green HS

- Scored his first career points at the free throw line of the win over Buffalo (3/9).
- Made his official collegiate debut against Cornell.
- Is one of two walk-ons on the roster along with Mike Harris (inactive).
- Recorded his first career assist in the win over Bowling Green.

2007-08 Game-by-Game Stats

Opponent	Date	GS	Min	---TOTAL---		---3-PTS---		---REBOUNDS---											Pts	Avg		
				FG-FGA	Pct	3FG-FGA	Pct	FT-FTA	Pct	Off	Def	Tot	Avg	PF	FO	A	TO	Blk			Stl	
CORNELL	11/17/07	1	0-0	.000	0-0	.000	0-0	.000	0	0	0	0.0	0	0	0	0	0	0	0	0	0	0.0
ST. BONAVENTURE	12/5/07	2	0-0	.000	0-0	.000	0-0	.000	0	1	1	0.5	0	0	0	0	0	0	0	0	0	0.0
DELAWARE	12/8/07	1	0-0	.000	0-0	.000	0-0	.000	0	0	0	0.3	0	0	0	0	0	0	0	0	0	0.0
BOWLING GREEN	2/19/08	1	0-0	.000	0-0	.000	0-0	.000	0	0	0	0.3	0	0	1	0	0	0	0	0	0	0.0
BUFFALO	3/9/08	1	0-0	.000	0-0	.000	2-2	1.000	0	0	0	0.2	0	0	0	1	0	0	0	0	2	0.4
Totals.....		0	6	0-0	.000	0-0	.000	2-2	1.000	0	1	1	0.2	0	0	1	1	0	0	0	2	0.4

Games played: 5
 Minutes/game: 1.2
 Points/game: 0.4
 FT Pct: 100.0


Rebounds/game: 0.2
 Assists/game: 0.2
 Turnovers/game: 0.2
 Assist/turnover ratio: 1.0

2007-08 OHIO BASKETBALL MEDIA NOTES

Inactive in 2007-08

Mike Harris

SO • SG • Columbus, Ohio • Marion-Franklin HS




- Will sit out the 2007-08 season under NCAA transfer guidelines after coming to Ohio from Iona.
- Had a procedure in October to correct a condition called Supraventricular Tachycardia (SVT), which is a series of fast atrial heartbeats.
- Started to practice with the team this week in a limited role.

Redshirt Candidates

32 • Zach Nagtzaam


FR • C • Ayr, Ontario • Southwood Secondary HS



- Had knee surgery in November and is expected to redshirt the 2007-08 season ... Was cleared to begin practicing in December.
- Hailing from Canada, he's one of two foreign players on the 2007-08 Bobcat squad along with Kenneth van Kempen (The Netherlands).
- Is the first Canadian – on record – to ever appear on an Ohio roster.
- At 6-11.5, he is the tallest player on an Ohio roster since 7-1 Marin Bota in 2003-04.

23 • Maurice Pearson

FR • PF • Silver Springs, Md. • Bethesda-Chevy Chase HS



- Will maintain redshirt status barring unforeseen circumstances ... Practices with the team.

2007-08 OHIO BASKETBALL MEDIA NOTES

Individual Ohio Career Highs/Lows

1 • DEVAUGHN WASHINGTON

High	Category	Low
13 (4)	Minutes	
8 - 2/6/08 @ EMU	Points	
4 - 3/4/08 v. Akron	Rebounds	
2 - 1/19/08 v. Kent State	Assists	
2 - 1/19/08 v. Kent State	Blocks	
1 (6)	Steals	
2 - 11/9/07 v. NMSU	FGM	
4 - 11/9/07 v. NMSU	FGA	
----	3FGM	
1 - 11/9/07 v. NMSU	3FGA	
6 - 2/6/08 @ EMU	FTM	
8 - 2/6/08 @ EMU	FTA	

3 • MICHAEL ALLEN

High	Category	Low
39 (2)	Minutes	
11 - 11/17/07 v. Cornell	Points	
5 - 12/12/07 @ Maryland	Rebounds	
9 - 11/17/07 v. Cornell	Assists	
1 (3)	Blocks	
3 (3)	Steals	
5 - 3/18/08 v. Brown	FGM	
9 - 3/18/08 v. Brown	FGA	
2 (2)	3FGM	
3 (4)	3FGA	
4 (2)	FTM	
6 - 2/23/08 v. George Mason	FTA	

4 • BUBBA WALTHER

High	Category	Low
41 - 1/21/07 @ Miami	Minutes	18 - 12/22/06 v. N.C. A&T
25 (2)	Points	0 (2)
7 - 1/21/-7 @ Miami	Rebounds	0 (9)
12 - 3/18/08 v. Brown	Assists	0 (4)
2 - 1/24/07 v. EMU	Blocks	0 (*)
5 (2)	Steals	0 (*)
8 - 2/17/07 @ NMSU	FGM	0 (3)
17 - 2/17/07 @ NMSU	FGA	3 (2)
6 - 2/17/07 @ NMSU	3FGM	0 (4)
13 (2)	3FGA	1 (2)
9 - 11/29/07 @ Temple	FTM	0 (*)
9 (2)	FTA	0 (*)

5 • LEON WILLIAMS

High	Category	Low
37 - 1/31/07 v. Toledo	Minutes	17 (3)
31 - 11/29/07 @ Temple	Points	0 (2)
18 - 12/18/04 @ Duquesne	Rebounds	1 (2)
4 (2)	Assists	0 (*)
3 (5)	Blocks	0 (*)
3 (9)	Steals	0 (*)
11 - 3/12/05 v. Buffalo	FGM	0 (4)
17 - 1/26/08 v. Ball State	FGA	0 - 1/26/06 @ Buffalo
1 - 2/23/08 v. George Mason	3FGM	----
1 - 2/23/08 v. George Mason	3FGA	----
14 - 2/9/08 v. Western Mich.	FTM	0 (*)
17 - 2/9/08 v. Western Mich.	FTA	0 (6)

11 • BERT WHITTINGTON IV

High	Category	Low
36 - 11/9/07 v. NMSU	Minutes	
26 - 1/19/08 v. Kent State	Points	
7 - 11/9/07 v. NMSU	Rebounds	
5 - 3/9/08 v. Buffalo	Assists	
1 - 2/13/08 @ Toledo	Blocks	
3 (3)	Steals	
8 - 1/19/08 v. Kent State	FGM	
15 (2)	FGA	
5 (2)	3FGM	
11 - 1/23/08 v. Buffalo	3FGA	
5 - 1/19/08 v. Kent State	FTM	
9 (2)	FTA	

12 • KENNETH VAN KEMPEN

High	Category	Low
31 - 11/26/07 @ Holy Cross	Minutes	3 - 3/13/08 v. Miami
15 - 11/19/06 v. Yale	Points	0 (*)
7 - 12/2/07 @ SF (N.Y.)	Rebounds	0 (*)
4 - 11/26/07 @ Holy Cross	Assists	0 (*)
2 (2)	Blocks	0 (*)
2 - 12/2/07 @ St. Francis (NY)	Steals	0 (*)
6 - 12/2/07 @ St. Francis (NY)	FGM	0 (*)
11 - 12/2/07 @ St. Francis (NY)	FGA	0 (5)

2 - 11/19/06 v. Yale	3FGM	0 (*)
2 - 11/19/06 v. Yale	3FGA	0 (*)
3 (3)	FTM	0 (*)
5 - 11/19/06 v. Yale	FTA	0 (*)

15 • ALLEN HESTER

High	Category	Low
25 - 2/16/08 @ Kent State	Minutes	
13 - 12/5/07 v. St. Bona	Points	
5 - 2/19/08 v. Bowling Green	Rebounds	
4 - 2/16/08 @ Kent State	Assists	
1 - 2/9/08 v. Western Mich.	Blocks	
4 - 2/13/08 @ Toledo	Steals	
5 - 12/5/07 v. St. Bona	FGM	
11 - 2/19/08 v. Bowling Green	FGA	
3 - 12/5/07 v. St. Bona	3FGM	
5 (3)	3FGA	
3 - 2/19/08 v. Bowling Green	FTM	
4 (2)	FTA	

24 • TOMMY FREEMAN

High	Category	Low
26 - 2/2/08 @ Northern Ill.	Minutes	
13 - 1/23/08 @ Buffalo	Points	
3 - 2/2/08 @ Northern Ill.	Rebounds	
4 - 2/2/08 @ Northern Ill.	Assists	
----	Blocks	
1 (5)	Steals	
3 (3)	FGM	
5 - 3/18/08 v. Brown	FGA	
3 (2)	3FGM	
5 - 3/18/08 v. Brown	3FGA	
5 - 1/23/08 @ Buffalo	FTM	
5 - 1/23/08 @ Buffalo	FTA	

25 • JUSTIN ORR

High	Category	Low
36 - 11/9/07 v. NMSU	Minutes	
20 - 12/21/07 v. La.-Lafayette	Points	
7 - 11/9/07 v. NMSU	Rebounds	
4 - 11/17/07 v. Cornell	Assists	
2 (3)	Blocks	
2 (2)	Steals	
7 (3)	FGM	
12 - 11/9/07 v. NMSU	FGA	
3 (3)	3FGM	
4 (4)	3FGA	
5 (2)	FTM	
6 (2)	FTA	

33 • JEROME TILLMAN

High	Category	Low
43 - 1/21/07 @ Miami	Minutes	2 - 2/18/06 v. Samford
25 - 3/4/08 v. Buffalo	Points	0 (3)
17 - 1/14/07 v. Kent State	Rebounds	0 - 2/18/06 v. Samford
6 - 1/21/07 @ Miami	Assists	0 (*)
3 (3)	Blocks	0 (*)
4 - 2/6/07 @ W. Michigan	Steals	0 (*)
10 (2)	FGM	0 (5)
17 - 11/17/07 v. Cornell	FGA	0 (2)
3 (2)	3FGM	0 (*)
4 (5)	3FGA	0 (*)
10 - 11/11/06 v. Marist	FTM	0 (*)
12 - 11/11/06 v. Marist	FTA	0 (*)

44 • ASOWN SAYLES

High	Category	Low
8 - 3/18/08 v. Brown	Minutes	0 (*)
3 (2)	Points	0 (*)
3 (2)	Rebounds	0 (*)
3 - 2/19/08 v. Bowling Green	Assists	----
----	Blocks	----
1 - 2/19/08 v. Bowling Green	Steals	----
1 (3)	FGM	0 (*)
3 - 2/19/08 v. Bowling Green	FGA	0 (*)
1 - 2/19/08 v. Bowling Green	3FGM	----
1 (3)	3FGA	0 (*)
1 (2)	FTM	0 (*)
2 (2)	FTA	0 (*)

(x) - indicates number of times
 (*) - indicates 10 times or more

2007-08 OHIO BASKETBALL MEDIA NOTES

Official Basketball Box Score -- GAME TOTALS -- FINAL STATISTICS

New Mexico State vs Ohio
11/9/07 7 p.m. at Convocation Center - Athens, Ohio

New Mexico State 72 • 0-1

#	Player	FG-FGA	3-FGA	FT-FTA	Rebounds			PF	TP	A	TO	Blk	Stl	Min
					Off	Def	Tot							
01	Hawkins, Justin	f	8-13	1-3	2-4	3	8	11	4	19	2	7	1	37
12	Peete, Fred	f	3-13	2-8	1-2	0	5	5	3	9	4	0	0	37
31	Passos, Hatilla	f	3-4	0-0	1-4	3	3	6	4	7	0	3	1	25
32	Iiti, Martin	c	2-4	0-0	4-4	4	5	9	4	8	0	3	1	22
22	Gibson, Jonathan	g	6-12	1-6	3-3	1	3	4	5	16	2	2	0	29
02	Luster, JayDee	g	0-0	0-0	0-0	0	0	0	1	0	0	1	0	2
10	Carter, Paris	g	2-11	1-8	0-0	0	0	0	1	5	2	1	0	21
11	Cole, Chris	g	2-4	1-3	1-2	1	1	2	3	6	4	1	1	18
21	McKines, Wendell	f	1-1	0-0	0-0	0	0	0	0	0	0	0	0	5
55	Steward, Trei	f	2-2	0-0	0-0	2	2	2	1	2	0	0	0	4
Team						3	3	6						
Totals			27-64	6-28	12-19	17	28	45	26	72	14	18	4	30

FG % 1st Half:	12-29	41.4%	2nd half:	15-35	42.9%	Game:	27-64	42.2%	Deadball Rebounds	2
3FG % 1st Half:	4-14	28.6%	2nd half:	2-14	14.3%	Game:	6-28	21.4%		
FT % 1st Half:	4-8	50.0%	2nd half:	8-11	72.7%	Game:	12-19	63.2%		

Ohio 80 • 1-0

#	Player	FG-FGA	3-FGA	FT-FTA	Rebounds			PF	TP	A	TO	Blk	Stl	Min
					Off	Def	Tot							
05	WILLIAMS, Leon	f	2-5	0-0	2-4	3	2	5	5	6	1	2	0	17
25	ORR, Justin	f	7-12	2-4	1-4	3	4	7	1	17	1	4	0	36
33	TILLMAN, Jerome	f	6-10	2-3	6-8	1	7	8	4	20	2	0	0	35
04	WALTHER, Bubba	g	3-9	1-6	6-6	0	3	3	2	13	4	3	0	37
11	WHITTINGTON IV, Bert	g	4-15	2-8	4-9	2	5	7	0	14	4	6	0	36
01	WASHINGTON, DeVaugh	g	2-4	0-1	0-0	0	1	1	4	4	0	0	0	13
12	VAN KEMPEN, Kenneth	g	1-3	0-0	0-0	1	2	3	4	2	1	1	0	14
24	FREEMAN, Tommy	g	1-2	1-2	1-2	1	1	2	1	4	1	0	0	12
Team						1	1	2						
Totals			26-60	8-24	20-33	12	26	38	21	80	14	16	0	200

FG % 1st Half:	13-32	40.6%	2nd half:	13-28	46.4%	Game:	26-60	43.3%	Deadball Rebounds	6
3FG % 1st Half:	3-12	25.0%	2nd half:	5-12	41.7%	Game:	8-24	33.3%		
FT % 1st Half:	6-9	66.7%	2nd half:	14-24	58.3%	Game:	20-33	60.6%		

Score by periods	1st	2nd	Total
New Mexico State	32	40	72
Ohio	35	45	80

Officials: Lonnie Dixon, Eric Curry, Larry Spaulding
Technical fouls: New Mexico State-None, Ohio-None.
Attendance: 4701

TILLMAN POWERS OHIO PAST AGGIES

ATHENS, Ohio - The Ohio men's basketball team made a loud statement in its opening game of the 2007-08 season with an 80-72 victory against New Mexico State, the defending Western Athletic Conference Tournament Champion, on Friday night at the Convocation Center.

Jerome Tillman led all scorers with 20 points in addition to eight rebounds and two assists.

No rebound or point was more important than his last.

With Ohio gripping to a four-point lead with just under a minute left to play, Tillman pulled down a rebound between two Aggies before being fouled and made both free throws to put the game out of reach.

Three other Bobcats finished with double-digits in scoring. Transfers Justin Orr and Bert Whittington IV scored 17 and 13 points, respectively, and senior guard Bubba Walther chipped in 13.

Whittington and Orr both had seven rebounds each, just one shy of Tillman's team-high eight boards.

New Mexico State forward Justin Hawkins paced the Aggies with 19 points and 11 rebounds, the only double-double in the game.

The only other Aggie in double-figures scoring was guard Jonathan Gibson, who had 16 points to go with two assists and four rebounds.

The early moments of the game were sloppy on both sides as the Bobcats and Aggies were whistled for six combined fouls in just the first four minutes, and by halfway through the period, the teams had committed seven turnovers apiece.

Despite the lack of crispness, NMSU came out hot on the offensive end. The Aggies made six of their first nine field goal attempts - three from behind the arc - and had a 12-5 lead five minutes into the game. The Bobcats defense then clamped down, and as a result, turned things around on offense as well. Ohio held the Aggies scoreless for four-and-a-half minutes and pulled even for the first time since 2-2 at 14-14 with 9:09 on the clock.

The two teams would trade a series of buckets before Walther sank a three from the right side to give Ohio its first lead since 2-0 at 25-22 with just under five minutes remaining in the period. Headed into the locker room, NMSU put together an 8-0 run to take a 32-27 lead with 1:46 left only to see the Bobcats answer with an 8-0 run of their own to enter the break up 35-32.

The Aggies' Hawkins led all scorers with 13 points while Tillman paced Ohio with nine. NMSU held a slight edge in shooting (41.4%-40.6) and was ahead on the glass (24-17).

Both teams came out of the half with the hot hand and were tied 40-40 at 17:38, but the Bobcats exploded for a 14-4 run during a quick 2:24 spurt and stormed to their biggest lead of the game at that point - 54-44 - at 14:40. Tillman and Whittington fueled the run with two treys apiece.

The Bobcats were not able to maintain the momentum, however, as NMSU stormed back. Following a called timeout when Ohio went ahead by 10, the Aggies went on a 22-11 extended run to regain the lead for the first time since the first half at 66-65 with 6:10 remaining.

The deciding sequence of the game came inside four minutes. Tied 70-70 with 3:52 remaining, the Bobcats got a deuce from Tillman and three free throws by Walther after he was fouled on an attempt behind the arc to take a 75-70 lead with 2:01 remaining.

Last year the Aggies defeated Ohio 77-72 in an ESPNU BracketBusters game on Feb. 17.

A total of 47 fouls were called in both teams' first game of the season with 26 whistles coming against the Aggies.

Along with the numerous fouls came a large number of turnovers, 34 in total. New Mexico State gave the ball away 18 times compared to 16 for Ohio.

The Bobcats won their season opener last season as well, an 83-66 romp of Marist with Tillman again leading the way with a team-high 16 points. Leon Williams (Baltimore, Md.) had 16 points in last year's season opener as well but was limited by foul trouble against NMSU, netting six points and five rebounds in just 17 minutes of playing time.

Ohio is now 2-1 all-time against the Aggies and 80-21 all-time in home openers. The Bobcats are 67-34 all-time in season-openers.

Official Basketball Box Score -- GAME TOTALS -- FINAL STATISTICS

Cornell vs Ohio
11/17/07 7 p.m. at Convocation Center - Athens, Ohio

Cornell 89 • 1-1

#	Player	FG-FGA	3-FGA	FT-FTA	Rebounds			PF	TP	A	TO	Blk	Stl	Min
					Off	Def	Tot							
20	WITTMAN, Ryan	f	5-13	3-8	4-4	1	3	4	4	17	0	2	1	0
33	TYLER, Alex	f	4-6	0-0	5-7	2	4	6	3	13	2	6	0	32
44	HARTFORD, Jason	c	6-11	4-6	2-2	2	3	5	0	18	1	0	0	29
12	DALE, Louis	g	4-8	1-4	2-2	1	1	2	5	11	9	2	0	27
23	GORE, Adam	g	4-8	3-7	1-1	1	2	3	3	12	3	1	0	26
03	ROBINSON, Collin	g	5-12	0-2	0-0	0	3	3	2	10	5	2	1	26
05	BATTLE, Jason	g	0-0	0-0	0-0	1	1	2	0	0	0	0	0	2
13	WILKINS, Andre	g	1-3	0-0	1-2	0	1	1	0	3	0	3	0	14
15	REEVES, Geoff	g	1-1	1-1	0-0	0	1	1	3	3	0	1	0	5
34	KREEFER, Brian	g	1-1	0-0	0-2	0	1	1	1	2	1	0	0	3
Team						2	3	5						
Totals			31-63	12-28	15-20	10	23	33	21	89	21	17	2	4

FG % 1st Half:	19-31	61.3%	2nd half:	12-32	37.5%	Game:	31-63	49.2%	Deadball Rebounds	3
3FG % 1st Half:	5-11	45.5%	2nd half:	7-17	41.2%	Game:	12-28	42.9%		
FT % 1st Half:	3-5	60.0%	2nd half:	12-15	80.0%	Game:	15-20	75.0%		

Ohio 102 • 2-0

#	Player	FG-FGA	3-FGA	FT-FTA	Rebounds			PF	TP	A	TO	Blk	Stl	Min
					Off	Def	Tot							
05	WILLIAMS, Leon	f	10-14	0-0	8-11	6	9	15	2	28	3	1	0	33
25	ORR, Justin	f	3-6	0-1	5-6	1	2	3	1	11	4	3	0	31
33	TILLMAN, Jerome	f	10-17	1-3	0-2	6	2	8	2	21	0	1	0	30
04	WALTHER, Bubba	g	7-15	5-13	6-6	1	2	3	25	3	0	0	4	31
11	WHITTINGTON IV, Bert	g	1-6	1-3	0-0	0	0	0	1	3	1	0	0	14
01	WASHINGTON, DeVaugh	g	1-1	0-0	0-0	0	3	3	0	2	0	0	0	9
03	ALLEN, Michael	g	4-6	2-2	1-5	0	2	2	2	11	9	2	0	27
12	VAN KEMPEN, Kenneth	g	0-2	0-0	0-0	1	0	1	0	3	0	0	0	7
13	VROMAN, Andrew	g	0-0	0-0	0-0	0	0	0	0	0	0	0	0	1
24	FREEMAN, Tommy	g	0-3	0-2	1-2	0	2	2	1	1	1	1	0	16
44	SAYLES, Asown	g	0-0	0-0	0-0	0	0	0	0	0	0	0	0	1
Team						0	2	2						
Totals			36-70	9-24	21-32	15	24	39	15	102	21	8	0	10

FG % 1st Half:	18-38	47.4%	2nd half:	18-32	56.3%	Game:	36-70	51.4%	Deadball Rebounds	7
3FG % 1st Half:	5-15	33.3%	2nd half:	4-9	44.4%	Game:	9-24	37.5%		
FT % 1st Half:	2-3	66.7%	2nd half:	19-29	65.5%	Game:	21-32	65.6%		

Score by periods	1st	2nd	Total
Cornell	46	43	89
Ohio	43	59	102

Officials: Mike Roberts, Kyle Ingram, Kevin O'Connell
Technical fouls: Cornell-None, Ohio-TEAM.
Attendance: 4570

OHIO RALLIES TO KNOCK OFF CORNELL, 102-89

ATHENS, Ohio - The Bobcats rallied in the second half on Saturday night to put away hot-shooting Cornell 102-89 for their second-straight victory to open the 2007-08 campaign. Ohio has now won 17-straight non-conference home games dating back to 2003.

Ohio broke the 100 point barrier for the first time since Jan. 8, 2003 (Ohio 112, Akron 104 4OT) and for the first time in regulation since Dec. 31, 2002 (Ohio 104, St. Bonaventure 101).

The Big Red shot 61 percent from the field in the first half but Ohio forced Cornell into making only 37 percent of its shots in the second half and that was just what the Cats needed to push ahead.

Ohio's inside tandem of Leon Williams and Jerome Tillman tallied 28 and 21 points, respectively, and Williams pulled down a game-high 15 rebounds for his first double-double this season. Williams shot 10-of-14 from the field and 8-of-11 from the free throw line. His 28 points were the second highest total of his career, behind the 29 points he tallied in the 2005 MAC Championship. Tillman made 10-of-17 shots and pulled down eight rebounds.

Bubba Walther paced the Bobcats' guards with 25 points while Justin Orr and Michael Allen also scored in double-digit points in the victory. Allen played 27 minutes at the point guard position in his Bobcat debut and came just one assist shy of a double-double.

Center Jason Hartford scored 18 points, including a team-high four three-pointers, to lead the Big Red while forward Ryan Wittman tallied 17 points on 5-of-13 shooting and 3-of-8 from behind the arc.

Ohio turned the ball over just eight times while the Big Red coughed up the basketball 17 times in the contest, with 10 coming on Ohio steals. Walther led the team in swipes with four. The Bobcats also out-rebounded the Big Red 39-33.

The Bobcats started solid from the floor as they made 60 percent of their shots in the first eight minutes of the game and held a 20-16 lead at the under-12 media timeout, and halfway through the period a Williams lay-up had Ohio leading 25-16.

Fortunes quickly turned in the Big Red's favor, however, as Cornell went on a 14-5 run in a four-minute span and took its first lead of the game at 33-32 on a Collin Robinson jumper with 5:43 remaining in the half.

The Big Red would keep the hot hand as they would make 13 of their last 17 field goal attempts in the period, and with 1:31 left in the half extended to a 44-37 lead.

The Bobcats would put together one last spurt before the break however, as they went on a quick 8-3 run and were able to go into the locker room down just three at 46-43.

Cornell shot 61 percent from the floor in the half compared to Ohio's 47-percent mark. Tillman led all scorers in the first 20 minutes with 13 points while Cornell was paced by Hartford's 10.

Out of the break the Big Red continued their scorching shooting as they knocked down three-pointers on each of their first three shot attempts and eventually built a 57-48 lead with 17:47 remaining.

Down by their largest deficit of the game, the Bobcats traded buckets with Cornell to stay within striking distance, then put together a powerful run of their own recapture control of the contest.

From 13:40 to 7:12, Ohio reeled off a 25-5 run - 14 of those tallies coming from Williams alone - and stormed out to its largest lead of the game at that point, 85

2007-08 OHIO BASKETBALL MEDIA NOTES

Official Basketball Box Score -- GAME TOTALS -- FINAL STATISTICS
Ohio vs Holy Cross
 11/26/07 7:00 p.m. at Hart Center, Worcester, Mass.

Ohio 60 • 2-1

#	Player	Total	3-Ptr		Rebounds			PF	TP	A	TO	Blk	Stl	Min	
			FG-FGA	FG-FGA	FT-FTA	Off	Def								Tot
05	WILLIAMS, Leon	f	2-6	0-0	8-11	3	7	10	4	12	1	2	0	3	28
25	ORR, Justin	f	7-10	3-4	1-3	1	3	4	1	18	1	4	0	0	35
12	VAN KEMPEN, Kenneth	c	2-6	0-0	0-0	2	3	5	4	4	4	2	0	0	31
04	WALTHER, Bubba	g	3-9	3-9	0-0	0	0	0	1	9	3	0	1	3	36
11	WHITTINGTON IV, Bert	g	3-6	2-3	0-2	1	0	1	2	8	1	1	0	1	16
01	WASHINGTON, DeVaugh	g	1-2	0-0	1-2	0	2	2	3	3	0	3	0	0	13
03	ALLEN, Michael	g	1-3	1-2	1-3	0	0	0	2	4	4	0	0	1	24
24	FREEMAN, Tommy	g	1-3	0-2	0-0	0	1	1	2	2	0	0	0	0	17
Team					1		2		3						
Totals			20-45	9-20	11-21	8	18	26	19	60	14	12	1	8	200
FG % 1st Half:		11-25	44.0%	2nd half:		9-20	45.0%	Game:		20-45	44.4%			Deadball	
3FG % 1st Half:		4-10	40.0%	2nd half:		5-10	50.0%	Game:		9-20	45.0%			Rebounds	3.1
FT % 1st Half:		5-10	50.0%	2nd half:		6-11	54.5%	Game:		11-21	52.4%				

Holy Cross 62 • 5-0

#	Player	Total	3-Ptr		Rebounds			PF	TP	A	TO	Blk	Stl	Min	
			FG-FGA	FG-FGA	FT-FTA	Off	Def								Tot
21	Alex Vander Baan	f	1-5	1-2	1-2	0	6	6	4	4	1	0	0	0	23
33	Colin Cunningham	f	4-10	2-5	2-4	2	1	3	1	12	2	0	0	1	36
00	Tim Clifford	c	5-6	0-1	1-1	2	1	3	5	11	0	3	1	0	22
02	Kyle Cruze	g	3-3	1-1	0-0	1	2	3	1	7	4	4	0	1	20
20	Pat Doherty	g	4-8	1-4	3-4	0	1	1	1	12	6	4	0	3	37
12	Adam May	g	1-3	1-1	5-7	0	0	0	2	8	0	1	0	1	21
22	Andrew Beinert	g	0-1	0-1	0-0	0	3	3	1	0	1	0	0	0	7
34	Andrew Keister	g	0-0	0-0	0-0	0	1	1	0	0	0	0	0	0	2
45	Greg McCarthy	g	0-0	0-0	0-0	0	0	0	3	0	0	0	0	0	9
53	Eric Meister	g	4-8	0-0	0-0	2	4	6	3	8	1	1	0	0	23
Team					0		3		3						
Totals			22-44	6-15	12-18	7	22	29	21	62	14	15	1	6	200
FG % 1st Half:		9-21	42.9%	2nd half:		13-23	56.5%	Game:		22-44	50.0%			Deadball	
3FG % 1st Half:		3-8	37.5%	2nd half:		4-9	44.4%	Game:		6-15	40.0%			Rebounds	2.2
FT % 1st Half:		7-9	77.8%	2nd half:		5-9	55.6%	Game:		12-18	66.7%				

Officials: Gary Bova, Joe Pescitelli, John Gwynn
 Technical fouls: Ohio-None. Holy Cross-None.
 Attendance: 2547

Score by periods	1st	2nd	Total
Ohio	31	29	60
Holy Cross	28	34	62

Last FG - OHIO 2nd-00:09, HC 2nd-00:03.
 Largest lead - OHIO by 6 2nd-18:52, HC by 6 2nd-06:32.

Score tied - 7 times.
 Lead changed - 6 times.

CRUZE, HOLY CROSS SINK OHIO AT THE BUZZER

WORCESTER, Mass. - Holy Cross senior guard Kyle Cruze hit a layup at the buzzer to hand the Ohio men's basketball squad its first loss, 62-60 at the Hart Center Monday evening. The Crusaders improved to 5-0 with the win, while the Bobcats dropped to 2-1 overall.

Ohio played without junior All-MAC forward Jerome Tillman who was held out of the contest due to a precautionary medical condition. He is expected back in the Bobcats' Thursday contest at Temple (7 p.m.).

The Bobcats battled back from a six-point deficit with 1:44 to go and evened the score at 60 when junior guard Michael Allen nailed a 3-pointer with nine seconds left to play. That set the stage for Cruze's last-second heroics.

Ohio junior forward Justin Orr led the Bobcats with 18 points, while senior Leon Williams had his 29th career double-double with 12 points and 10 boards. Sophomore Kenneth van Kempen paced Ohio with four assists, while Williams and senior Bubba Walther had three steals apiece.

Holy Cross was led by 12 points apiece from senior guard Pat Doherty and junior forward Colin Cunningham, while senior center Tim Clifford had 11. Junior forward Alex Vander Baan led the Crusaders on the glass with six boards, while Doherty also posted six assists and three steals.

The Bobcats continued to excel from beyond the arc, connecting on nine of 19 3-point attempts (47.4 percent). Orr and junior guard Bert Whittington IV combined to go 5-for-7 from downtown. Ohio did, however, leave several points at the free throw line, making just 12 of 21 (52.4 percent) attempts. The Crusaders held a significant margin inside against the Bobcats, holding a 10-point edge (24-14) in points in the paint.

The game was played at a fairly moderate pace with both teams combining for just 89 total shots. For the game, Ohio shot 44.4 percent (20-45) from the floor, while Holy Cross made an even 50 percent (22-44).

Official Basketball Box Score -- GAME TOTALS -- FINAL STATISTICS
Ohio vs TEMPLE
 11/29/07 7:00 PM at Liacouras Center

Ohio 88 • 2-2

#	Player	Total	3-Ptr		Rebounds			PF	TP	A	TO	Blk	Stl	Min	
			FG-FGA	FG-FGA	FT-FTA	Off	Def								Tot
05	WILLIAMS, Leon	f	9-12	0-0	13-15	4	4	8	2	31	2	2	0	3	34
25	ORR, Justin	f	1-6	1-2	0-0	0	1	1	4	3	1	0	0	1	23
33	TILLMAN, Jerome	f	5-10	1-2	5-6	1	9	10	1	16	1	1	0	2	33
04	WALTHER, Bubba	g	2-9	2-6	9-9	1	1	2	3	15	3	2	0	1	27
11	WHITTINGTON IV, Bert	g	6-12	3-6	0-0	1	1	2	0	15	3	1	0	0	33
01	WASHINGTON, DeVaugh	g	1-2	0-0	0-0	0	0	0	1	2	0	0	0	0	3
03	ALLEN, Michael	g	1-2	0-0	0-0	0	0	0	1	2	8	1	0	1	29
12	VAN KEMPEN, Kenneth	g	2-2	0-0	0-0	1	1	2	4	4	0	2	0	0	10
24	FREEMAN, Tommy	g	0-0	0-0	0-0	1	0	1	2	0	0	1	0	0	8
Team					4		2		6						
Totals			27-55	7-16	27-30	13	19	32	18	88	18	12	0	8	200
FG % 1st Half:		14-27	51.9%	2nd half:		13-28	46.4%	Game:		27-55	49.1%			Deadball	
3FG % 1st Half:		5-10	50.0%	2nd half:		2-6	33.3%	Game:		7-16	43.8%			Rebounds	0
FT % 1st Half:		9-10	90.0%	2nd half:		18-20	90.0%	Game:		27-30	90.0%				

TEMPLE 90 • 3-4

#	Player	Total	3-Ptr		Rebounds			PF	TP	A	TO	Blk	Stl	Min	
			FG-FGA	FG-FGA	FT-FTA	Off	Def								Tot
24	ALLEN, Lavoy	f	4-10	0-0	2-4	1	4	5	3	10	3	1	2	1	34
41	OLMOS, Sergio	c	1-2	0-0	3-4	0	3	3	4	5	1	0	0	0	21
10	GUZMAN, Luis	g	2-4	1-2	0-0	2	0	2	4	5	4	0	0	1	22
13	TYNDALE, Mark	g	7-15	0-2	12-14	5	5	10	3	26	5	3	0	1	39
22	CHRISTMAS, Dionte	g	10-15	7-10	2-2	1	4	5	4	29	4	3	0	1	40
01	CLARK, Chris	g	2-4	2-4	0-0	0	1	1	1	6	2	0	0	1	19
02	BROOKS, Ryan	g	3-6	3-6	0-0	1	1	2	2	9	1	3	0	1	23
15	INCE, Semaj	g	0-0	0-0	0-0	0	0	0	0	2	0	1	0	0	2
Team					1		0		1						
Totals			29-56	13-24	19-24	11	18	29	23	90	20	11	2	6	200
FG % 1st Half:		14-30	46.7%	2nd half:		15-26	57.7%	Game:		29-56	51.8%			Deadball	
3FG % 1st Half:		5-12	41.7%	2nd half:		8-12	66.7%	Game:		13-24	54.2%			Rebounds	2
FT % 1st Half:		5-8	62.5%	2nd half:		14-16	87.5%	Game:		19-24	79.2%				

Officials: Mike Roberts, Joe Lindsey, Mike Foote
 Technical fouls: Ohio-None. TEMPLE-TEAM.
 Attendance: 4286

Score by periods	1st	2nd	Total
Ohio	42	46	88
TEMPLE	38	52	90

Last FG - OHIO 2nd-04:58, TEMPLE 2nd-00:02.
 Largest lead - OHIO by 7 1st-11:34, TEMPLE by 3 1st-16:19.

Score tied - 15 times.
 Lead changed - 26 times.

OHIO DROPS ANOTHER HEARTBREAKER, 90-88

PHILADELPHIA - For the second consecutive game Ohio was pushed to the wire by a non-conference opponent, and once again found themselves on the wrong end of a buzzer-beating shot, falling 90-88 to the Temple Owls. Chris Clark knocked down a 3-pointer with two seconds remaining to give the Owls the victory in the first-ever hardwood meeting between the schools.

The Bobcats (2-2) fell despite a dominating performance and career high 31 points from senior forward Leon Williams. Ohio had four starters reach double figures as senior Bubba Walther and junior point guard Bert Whittington IV each had 15, and Jerome Tillman added 16 after missing Monday night's game against Holy Cross.

The game featured 15 ties and 26 lead changes.

All of Whittington's points came in the first half as he provided the majority of the early offense for Ohio, scoring 11 of their first 20 points. Whittington's first half pace was matched by the Owls' Dionte Christmas who scored 16 of his 29 points in the opening half to lead the way for Temple (3-4). Senior forward Mark Tyndale added 26 points for the Owls.

The two teams traded baskets to begin the game with the Owls taking an early lead at 15-14. The Bobcats went on an 8-0 run that included two Whittington 3-pointers to open up a 22-15 lead. Temple responded with a 10-4 run to pull within one, 26-25. Whittington continued to be the first half spark plug for Ohio, scoring two more baskets and helping to re-open the lead. Christmas responded by knocking down consecutive shots from behind the arc as Temple finally regained the lead, 36-35, with 1:34 to play in the first half.

On the ensuing possession, Leon Williams was fouled while attempting to rebound a missed shot attempt. Owls' coach Fran Dunphy was assessed a technical foul for arguing the call and both Walther and Williams knocked down their free throws to regain the lead at 39-36, as the Bobcats received a rare four-point trip down the court. A late Jerome Tillman 3-pointer gave Ohio a 42-38 lead heading into the locker room at halftime. Ohio shot 52% from the floor in the half, compared to 47% for Temple.

Ohio opened the second half strong with Williams scoring Ohio's first eight points, as the Bobcats pushed their lead to 50-44. Once again Temple responded and reclaimed the lead after a 9-2 run. The game moved back and forth with the teams exchanging baskets and leads. Williams continued to lead the Bobcats with 21 of his 31 points coming in the half.

Williams' final basket of the game gave Ohio the lead at 85-84 with under a minute to play. Once again the Owls answered, knocking down a 3-pointer to pull back in front with under 30 seconds to play. Walther was then fouled while shooting from beyond the arc with 7.6 seconds on the clock and calmly knocked down all three high-pressure free throws to put Ohio back out in front 88-87. Following a timeout, Temple inbounded to Tyndale who drove the lane looking for the winning shot. He was cut off by Michael Allen, but Tyndale found Clark and passed the ball out to him for the game-winner.

Ohio finished the game shooting 49% from the field and 43% from behind the arc. The Owls shot 54% from 3-point range, with Christmas making 7 of his 10 attempts. The Bobcats held the edge in rebounding, 32-29.

2007-08 OHIO BASKETBALL MEDIA NOTES

Official Basketball Box Score -- GAME TOTALS -- FINAL STATISTICS
Ohio vs St. Francis NY
12/2/07 2:00 p.m. at Brooklyn Heights, NY

Ohio 67 • 3-2

#	Player	Total		3-Ptr		Rebounds			PF	TP	A	TO	Blk	Stl	Min	
		FG-FGA	FG-FGA	FT-FTA	Off	Def	Tot									
25	ORR, Justin	f	3-3	0-0	2-2	1	1	2	3	8	3	0	0	0	21	
33	TILLMAN, Jerome	f	0-3	0-0	3-4	1	7	8	4	3	3	2	0	1	31	
05	WILLIAMS, Leon	c	5-8	0-0	4-6	3	5	8	2	14	1	4	0	0	26	
03	ALLEN, Michael	g	4-5	0-0	0-1	0	4	4	0	8	3	3	0	1	34	
04	WALTHER, Bubba	g	5-10	3-6	0-0	0	1	1	0	13	3	3	0	1	29	
01	WASHINGTON, DeVaugh	g	0-0	0-0	0-0	0	0	0	0	0	0	1	0	0	1	
11	WHITTINGTON IV, Bert	g	2-9	1-5	2-3	0	0	0	3	7	2	0	0	1	28	
12	VAN KEMPEN, Kenneth	g	6-11	0-0	2-2	1	6	7	2	14	1	1	1	2	22	
15	HESTER, Allen	g	0-1	0-1	0-0	0	0	0	1	0	0	0	0	1	8	
Team						2	3	5								
Totals			25-50	4-12	13-18	8	27	35	15	67	16	14	1	7	200	
FG % 1st Half:		11-21	52.4%	2nd half:	14-29	48.3%	Game:		25-50	50.0%						Deadball
3FG % 1st Half:		2-13	15.4%	2nd half:	2-5	40.0%	Game:		4-12	33.3%						Rebounds
FT % 1st Half:		9-10	90.0%	2nd half:	4-8	50.0%	Game:		13-18	72.2%						1

St. Francis NY 63 • 3-4

#	Player	Total		3-Ptr		Rebounds			PF	TP	A	TO	Blk	Stl	Min	
		FG-FGA	FG-FGA	FT-FTA	Off	Def	Tot									
12	HINES, Robert	f	6-20	3-10	2-3	3	3	6	3	17	1	4	0	0	36	
20	YESSOUFOU, Bass	c	0-2	0-0	2-4	3	5	8	4	2	0	1	0	0	25	
03	WOMACK, Jamaal	g	0-11	0-9	0-0	1	2	3	1	0	2	1	0	0	32	
05	WILLIAMS, Marcus	g	2-7	0-2	3-6	2	6	8	4	7	3	3	0	5	32	
11	CADELL, Ricky	g	8-9	1-2	2-2	0	2	2	3	19	4	2	0	3	33	
04	WILLIS, Lateef	g	0-1	0-1	0-0	0	0	0	1	0	2	2	0	0	7	
10	PEKKOLA, Sami	g	2-3	0-1	1-2	1	0	1	1	5	0	0	0	1	8	
32	AYENI, Kayode	g	4-6	2-4	1-2	2	1	3	2	11	0	0	0	1	22	
44	GOODEN, John	g	1-2	0-0	0-0	0	0	0	1	2	0	0	0	0	5	
Team						3	2	5								
Totals			23-61	6-29	11-19	15	21	36	20	63	12	13	0	10	200	
FG % 1st Half:		8-27	29.6%	2nd half:	15-34	44.1%	Game:		23-61	37.7%						Deadball
3FG % 1st Half:		2-13	15.4%	2nd half:	4-16	25.0%	Game:		6-29	20.7%						Rebounds
FT % 1st Half:		7-9	87.5%	2nd half:	4-11	36.4%	Game:		11-19	57.9%						4

Officials: John Hughes, Dick Hecker, Douglass Grant
Technical fouls: Ohio-None, St. Francis NY-None
Attendance: 307

Score by periods	1st	2nd	Total
Ohio	33	34	67
St. Francis NY	25	38	63

Last FG - OHIO 2nd-01:15, SFC 2nd-00:36.
Largest lead - OHIO by 11 1st-03:17, SFC by 4 2nd-14:31.

	In	Off	2nd	Fast	Bench
Points	Paint	T/O	Chance	Break	
OHIO	32	14	15	0	21
SFC	26	9	9	0	18

Score tied - 10 times.
Lead changed - 4 times.

OHIO HOLDS OFF TERRIERS, 67-63

BROOKLYN, N.Y. - Sophomore center Kenneth van Kempen and senior forward Leon Williams tallied 14 points apiece to lead the Ohio men's basketball team to a 67-63 victory over St. Francis, N.Y. Sunday afternoon at Peter Aquilone Court. With the victory, the Bobcats improved to 3-2 overall, while the Terriers dropped to 3-4.

Ohio's win snapped a streak of seven consecutive non-conference road losses, giving the Bobcats their first victory in nearly two years (at Marist, Dec. 6, 2005).

The Bobcats jumped on the Terriers in the early-going, building an 11-point advantage (31-20) at the 3:17 mark on a pair of free throws by Williams to finish off a 17-4 Ohio run. Unfortunately, that initial lead would not stand up and the Terriers tied the contest just under three minutes into the second stanza.

After SFC's Robert Hines dropped in a shot at the 12:03 mark of the second half to put the Bobcats down 45-41, Ohio ripped off an 11-2 run over the next 3:32 to take a five-point advantage (52-47) on a turnaround jumper by Williams with 8:31 remaining.

The Bobcats pushed the advantage to as much as eight (61-53) on a 3-pointer by senior guard Bubba Walther with 4:11 to go, but had to hang on down the stretch as Bobcat misses as the free throw line allowed Hines two looks at game-tying 3-pointers. However, both shots missed and were rebounded by Williams who clinched the contest with a free throw with just four seconds to play.

Walther also had 13 points for the Bobcats, while Williams and junior forward Jerome Tillman had top rebounding honors with eight apiece. The Terriers held the team advantage on the glass (36-35), due in large part to a 15-8 edge on the offensive boards.

SFC's Marcus Williams and Bass Yessoufou led their squad with eight rebounds, while Ricky Cadell was the leading scorer with 19 points and four assists. Williams also posted five steals. Hines also had 17 points and was joined in double-digits by Kayode Ayeni who knocked down 11.

For the game, Ohio shot an even 50 percent (25-50), while the Terriers made 37.7 percent (23-61). The Bobcats made four of 12 attempts from long-range (33.3 percent) and forced SFC into just a 20.7 percent clip from deep (6-29). Ohio was 13-18 from the free throw line (72.2 percent), while the Terriers went 11-19 (57.9 percent).

Official Basketball Box Score -- GAME TOTALS -- FINAL STATISTICS
St. Bonaventure vs Ohio
12/5/07 7 p.m. at Convocation Center - Athens, Ohio

St. Bonaventure 58 • 4-5

#	Player	Total		3-Ptr		Rebounds			PF	TP	A	TO	Blk	Stl	Min	
		FG-FGA	FG-FGA	FT-FTA	Off	Def	Tot									
05	LEE, Michael	f	8-13	1-4	0-0	1	2	3	1	17	1	5	0	0	34	
50	CARTER, D'Lancy	f	3-5	0-0	0-0	2	2	4	3	6	0	0	0	0	20	
01	FERETI, Zaryon	g	3-9	2-6	0-0	0	1	1	2	8	4	4	0	1	32	
02	KING, Perry	g	0-1	0-0	2-2	0	0	0	1	2	0	0	0	0	7	
24	HALEY, Hillary	g	1-5	1-3	1-2	0	0	0	1	4	2	1	0	0	21	
12	BENSON, Tyler	g	3-7	2-5	1-2	0	2	2	3	9	1	2	0	4	36	
20	ELEBY, Malcolm	g	2-6	0-0	4-4	2	1	3	4	8	7	2	0	3	30	
33	MORGAN, Matt	g	2-2	0-0	0-0	0	1	1	1	4	0	0	0	0	20	
Team						1	2	3								
Totals			22-48	6-18	8-10	6	11	17	16	58	15	19	0	8	200	
FG % 1st Half:		14-26	53.8%	2nd half:	8-22	36.4%	Game:		22-48	45.8%						Deadball
3FG % 1st Half:		5-9	55.6%	2nd half:	1-9	11.1%	Game:		6-18	33.3%						Rebounds
FT % 1st Half:		0-0	0.0%	2nd half:	8-10	80.0%	Game:		8-10	80.0%						1

Ohio 77 • 4-2

#	Player	Total		3-Ptr		Rebounds			PF	TP	A	TO	Blk	Stl	Min	
		FG-FGA	FG-FGA	FT-FTA	Off	Def	Tot									
05	WILLIAMS, Leon	f	4-8	0-0	1-4	6	4	10	2	9	3	3	1	2	27	
25	ORR, Justin	f	5-5	3-3	0-0	3	2	5	1	13	3	2	0	0	24	
33	TILLMAN, Jerome	f	3-6	0-1	2-2	2	7	9	1	8	1	5	0	1	27	
03	ALLEN, Michael	g	3-6	1-2	0-0	0	1	1	2	7	3	4	0	1	27	
04	WALTHER, Bubba	g	5-8	2-5	0-1	0	2	2	0	12	6	1	0	2	23	
01	WASHINGTON, DeVaugh	g	0-0	0-0	0-0	0	1	1	2	0	0	1	0	1	8	
11	WHITTINGTON IV, Bert	g	4-7	1-2	0-0	0	1	1	2	9	1	2	0	0	13	
12	VAN KEMPEN, Kenneth	g	1-3	0-0	0-0	0	1	1	4	2	0	2	0	0	15	
13	VROMAN, Andrew	g	0-0	0-0	0-0	0	1	1	0	0	0	0	0	0	2	
15	HESTER, Allen	g	5-7	3-4	0-0	0	1	1	3	13	2	1	0	0	18	
24	FREEMAN, Tommy	g	1-1	1-1	0-0	0	0	0	0	3	2	1	0	0	11	
44	SAYLES, Asown	g	0-0	0-0	1-2	1	0	1	0	1	0	0	0	0	5	
Team						0	0	0								
Totals			31-51	11-18	4-9	12	21	33	17	77	21	22	1	7	200	
FG % 1st Half:		13-22	59.1%	2nd half:	18-29	62.1%	Game:		31-51	60.8%						Deadball
3FG % 1st Half:		6-11	54.5%	2nd half:	5-7	71.4%	Game:		11-18	61.1%						Rebounds
FT % 1st Half:		3-5	60.0%	2nd half:	1-4	25.0%	Game:		4-9	44.4%						2

Officials: Glenn Mayborg, Kevin Ferguson, David Walker
Technical fouls: St. Bonaventure-None, Ohio-None
Attendance: 2118

Score by periods	1st	2nd	Total
St. Bonaventure	33	25	58
Ohio	35	42	77

Last FG - SBU 2nd-01:00, OHIO 2nd-01:25.
Largest lead - SBU None, OHIO by 28 2nd-07:56.

	In	Off	2nd	Fast	Bench
Points	Paint	T/O	Chance	Break	
SBU	22	24	8	6	21
OHIO	28	23	12	8	28

Score tied - 1 time.
Lead changed - 0 times.

OHIO BLOWS PAST BONNIES, 77-58

ATHENS, Ohio - Ohio sank 12 of its first 14 shots, including eight-straight, to open the second half and used the run to defeat St. Bonaventure 77-58 on Wednesday night at the Convocation Center.

The teams went back and forth in the first half, mixing hot and cold streaks that resulted in a 35-33 Ohio lead at halftime. But the Bobcats (4-2), led by Justin Orr's and Allen Hester's team-high 13 points each, shot 62.1 percent in the second half and held the Bonnies (2-4) to just 36.4 percent shooting and 25 points after the break to win their second-straight contest.

Ohio won 67-63 on the road against St. Francis (N.Y.) on Sunday.

Hester, in his first game at home in a Bobcat uniform, scored six points in just six minutes of playing time in the first half and finished with 13 points on 5-of-7 shooting, 3-of-4 from beyond the arc. The junior transfer from Ohlone Junior College also recorded two assists and one rebound.

The victory gave the Bobcats 18 straight non-conference home triumphs, with wins this season against St. Bonaventure, Cornell and New Mexico State.

Leon Williams led all players with 10 rebounds and added nine points, just one shy of the 30th double-double of his career.

Bubba Walther, who celebrated his birthday on Wednesday, chipped in 12 points on 5-of-8 shooting, including two 3-pointers. The senior also led the Bobcats with six assists, including two back-to-back feeds during Ohio's run to start the second half which resulted in a Williams lay-up and a Jerome Tillman alley-oop dunk.

Tillman had eight points and nine rebounds.

Michael Lee led the Bonnies - and all scorers - with 17 points and D'Lancy Carter pulled in a team-high four rebounds. Ohio posted a 33-17 advantage on the glass in its fourth victory of the season.

St. Bonaventure had the advantage on turnovers (19-22) and fouls (16-17) but could not turn those small advantages into points down the stretch.

2007-08 OHIO BASKETBALL MEDIA NOTES

Official Basketball Box Score -- GAME TOTALS -- FINAL STATISTICS

Delaware vs Ohio
12/8/07 2 p.m. at Convocation Center - Athens, Ohio

Delaware 59 • 2-5

#	Player	Total			3-Ptr			Rebounds			PF	TP	A	TO	Blk	Stl	Min
		FG	FGA	FT	FTA	FG	FGA	FT	FTA	Off							
15	Courtney, Herb	f	4-9	1-4	4-6	1	1	2	4	13	2	2	2	1	33		
11	Dawson, Alphonso	g	3-8	2-6	1-2	0	1	1	4	9	0	4	0	1	27		
14	Johnson, Brian	g	1-6	1-4	0-2	0	4	4	3	3	6	2	0	1	40-		
21	Boney, D.J.	g	3-9	2-6	4-5	1	2	3	2	12	1	3	0	0	36		
25	McMahon, Sam	g	4-9	2-5	2-2	1	3	4	3	12	1	2	0	1	32		
04	Gelli, Pau	g	0-0	0-0	0-0	0	0	0	0	0	0	0	0	0	4		
10	Cooper, Marco	g	0-0	0-0	0-0	0	0	0	0	0	0	0	0	0	1		
24	Santiago, Edwin	g	4-6	2-4	0-0	1	1	2	4	10	0	3	0	0	21		
33	Olawaye, Henry	g	0-0	0-0	0-0	0	1	1	1	0	0	0	0	0	6		
Team			1	1	2												
Totals			19-47	10-29	11-17	5	14	19	21	59	10	16	2	4	200		

FG % 1st Half:	9-23	39.1%	2nd half:	10-24	41.7%	Game:	19-47	40.4%	Deadball
3FG % 1st Half:	4-14	28.6%	2nd half:	6-15	40.0%	Game:	10-29	34.5%	Rebounds
FT % 1st Half:	4-5	80.0%	2nd half:	7-12	58.3%	Game:	11-17	64.7%	4

Ohio 78 • 5-2

#	Player	Total			3-Ptr			Rebounds			PF	TP	A	TO	Blk	Stl	Min
		FG	FGA	FT	FTA	FG	FGA	FT	FTA	Off							
05	WILLIAMS, Leon	f	5-11	0-0	9-10	6	3	9	3	19	4	5	1	1	30		
25	ORR, Justin	f	3-3	1-1	3-4	0	1	1	0	10	2	1	0	0	23		
33	TILLMAN, Jerome	f	7-10	1-1	2-2	2	6	8	1	17	1	2	0	1	31		
03	ALLEN, Michael	g	0-3	0-0	4-4	0	2	2	4	4	5	2	0	0	22		
04	WALTHER, Bubba	g	7-7	4-4	4-5	0	2	2	0	22	3	0	1	1	28		
01	WASHINGTON, DeVaugh	g	1-3	0-0	0-0	1	0	1	1	2	0	0	0	1	4		
11	WHITTINGTON IV, Bert	g	0-2	0-1	0-0	0	2	2	2	0	2	2	0	0	19		
12	VAN KEMPEN, Kenneth	g	0-2	0-0	0-0	1	4	5	1	0	0	0	0	0	13		
13	VROMAN, Andrew	g	0-0	0-0	0-0	0	0	0	0	0	0	0	0	0	1		
15	HESTER, Allen	g	0-3	0-3	0-0	0	1	1	1	0	0	1	0	1	15		
24	FREEMAN, Tommy	g	1-3	0-2	2-3	0	1	1	2	4	0	0	0	0	12		
44	SAYLES, Asown	g	0-1	0-1	0-0	0	1	1	1	0	0	1	0	0	2		
Team			1	2	3												
Totals			24-48	6-13	24-28	11	25	36	16	78	17	14	2	5	200		

FG % 1st Half:	13-27	48.1%	2nd half:	11-21	52.4%	Game:	24-48	50.0%	Deadball
3FG % 1st Half:	3-8	37.5%	2nd half:	3-5	60.0%	Game:	6-13	46.2%	Rebounds
FT % 1st Half:	13-14	92.9%	2nd half:	11-14	78.6%	Game:	24-28	85.7%	3

Officials: Tim Hutchinson, Darryl Smith, Dave Cronin
Technical fouls: Delaware-None, Ohio-None.
Attendance: 3538

Score by periods	1st	2nd	Total
Delaware	26	33	59
Ohio	42	36	78

Last FG - DELAWARE 2nd-00:13, OHIO 2nd-00:59.
Largest lead - DELAWARE by 3 1st-11:18, OHIO by 22 2nd-00:59.

Score tied - 4 times.
Lead changed - 2 times.

BOBCATS BLAST BLUE HENS, 78-59

ATHENS, Ohio - The Ohio men's basketball team won its 19th straight non-conference home game on Saturday afternoon in the Convocation Center, defeating Delaware 78-59.

The Bobcats (5-2) and Blue Hens (2-5) traded baskets to start the game with Delaware taking its only lead with 12:53 left in the first half. But Ohio answered with a 16-3 run which put the Bobcats up for good, 32-22, with just more than four minutes remaining in the opening half.

Delaware cut Ohio's lead to seven points with 10:59 left in the second half but the Bobcats outscored the Blue Hens 23-11 to close out the contest.

In the first ever match-up between the two teams, Ohio's Bubba Walther (Cincinnati, Ohio) scored 22 points on 7-of-7 shooting, including 4-of-4 from beyond the arc, to pace the Cats in their third straight victory this season. Ohio improved its record to 9-1 against teams from the Colonial Athletic Association and Delaware's loss dropped their record against MAC foes to 2-10.

Leon Williams (Baltimore, Md.) came up one stat short of a double-double for the second-straight game. The senior forward had nine rebounds and 19 points on 5-of-11 shooting from the field and 9-of-11 from the free throw line. Justin Orr (Cincinnati, Ohio) and Jerome Tillman (Beavercreek, Ohio) also scored in double-figures for the Bobcats, with 10 and 17 points, respectively. It was the fourth game this season where four-different Ohio players scored 10 points or more.

The Bobcats controlled the lane - both in the scoring column and on the boards - in the contest. They outrebounded the Blue Hens 36-19 and registered a 28-12 advantage in points-in-the-paint. Ohio shot exactly 50 percent from the field (24-of-48) while Delaware converted 40 percent (19-of-47) of their shot attempts.

Herb Courtney led the Blue Hens with 13 points and Brian Johnson pulled in a team-high four rebounds.

Ohio will not be back at the Convocation Center for 34 days until MAC East Division rival Miami comes to town on Jan. 12. Ohio will play games against Maryland, Kansas, St. John's and Bucknell on the upcoming road trip before opening up league play at Bowling Green on Jan. 5.

Official Basketball Box Score -- GAME TOTALS -- FINAL STATISTICS

Ohio vs Maryland
12/12/07 8:00 p.m. at Comcast Center - College Park, Md.

Ohio 61 • (6-2)

#	Player	Total			3-Ptr			Rebounds			PF	TP	A	TO	Blk	Stl	Min
		FG	FGA	FT	FTA	FG	FGA	FT	FTA	Off							
05	WILLIAMS, Leon	f	6-7	0-0	3-3	6	9	15	3	15	1	4	0	1	31		
25	ORR, Justin	f	4-8	1-1	0-0	1	3	4	0	9	1	1	0	1	33		
33	TILLMAN, Jerome	f	8-14	1-3	3-4	1	3	4	3	20	0	3	1	3	33		
03	ALLEN, Michael	g	3-7	0-1	2-2	1	4	5	2	8	4	5	1	1	28		
04	WALTHER, Bubba	g	1-7	1-4	0-0	0	1	1	0	3	2	2	0	1	30		
11	WHITTINGTON IV, Bert	g	0-4	0-2	0-0	0	1	1	1	0	0	2	0	1	13		
12	VAN KEMPEN, Kenneth	g	2-4	0-0	0-0	2	2	4	1	4	2	1	2	0	16		
15	HESTER, Allen	g	1-1	0-0	0-0	0	2	2	1	2	0	0	0	0	14		
24	FREEMAN, Tommy	g	0-0	0-0	0-0	0	0	0	0	0	0	1	0	0	2		
Team			0	1	1												
Totals			25-52	3-11	8-9	11	26	37	11	61	10	19	4	8	200		

FG % 1st Half:	14-24	58.3%	2nd half:	11-28	39.3%	Game:	25-52	48.1%	Deadball
3FG % 1st Half:	0-0	0.0%	2nd half:	0-3	0.0%	Game:	3-11	27.3%	Rebounds
FT % 1st Half:	3-3	100.0%	2nd half:	5-6	83.3%	Game:	8-9	88.9%	0

Maryland 55 • (6-5)

#	Player	Total			3-Ptr			Rebounds			PF	TP	A	TO	Blk	Stl	Min
		FG	FGA	FT	FTA	FG	FGA	FT	FTA	Off							
01	Milbourne, Landon	f	4-7	2-3	1-2	2	2	4	0	11	0	2	0	0	13		
15	Gist, James	f	4-6	0-1	0-0	2	4	6	5	8	1	3	0	3	25		
04	Dupree, Braxton	c	1-1	0-0	0-1	0	0	0	0	2	0	1	0	0	7		
05	Hayes, Eric	g	3-12	2-8	1-2	0	2	2	0	9	5	1	0	1	38		
21	Vasquez, Greivis	g	5-16	3-10	0-0	1	2	3	3	13	8	3	0	1	39		
22	Bowie, Adrian	g	1-1	0-0	0-0	0	0	0	0	2	0	0	0	0	4		
24	Tucker, Cliff	g	2-6	0-1	0-1	2	1	3	0	4	3	0	0	1	26		
32	Burney, Jerome	g	0-0	0-0	0-0	0	1	1	0	0	0	0	0	0	3		
33	Gregory, Dino	g	1-2	0-0	0-0	2	1	3	2	2	0	0	0	0	15		
50	Osby, Bambale	g	2-6	0-0	0-0	1	2	3	1	4	2	5	3	2	30		
Team			0	2	2												
Totals			23-57	7-23	2-6	10	17	27	11	55	19	15	3	8	200		

FG % 1st Half:	11-24	45.8%	2nd half:	12-33	36.4%	Game:	23-57	40.4%	Deadball
3FG % 1st Half:	3-8	37.5%	2nd half:	6-15	40.0%	Game:	7-23	30.4%	Rebounds
FT % 1st Half:	0-0	0.0%	2nd half:	2-6	33.3%	Game:	2-6	33.3%	2

Officials: Gary Maxwell, Roger Ayers and Tim Nestor
Technical fouls: Ohio-TILLMAN, Jerome, Maryland-None.
Attendance: 17350
Maryland F.O. Gist @ 5:14
Ohio's Tillman received a technical at 10:52 (2nd)

Score by periods	1st	2nd	Total
Ohio	34	27	61
Maryland	23	32	55

Last FG - OHIO 2nd-04:56, MD 2nd-00:51.
Largest lead - OHIO by 17 2nd-11:21, MD None.

Score tied - 2 times.
Lead changed - 0 times.

OHIO KNOCKS OFF MARYLAND, 61-55

COLLEGE PARK, Md.-Junior forward Jerome Tillman and senior forward Leon Williams muscled the visiting Ohio men's basketball squad to a 61-55 wire-to-wire defeat of Maryland Wednesday evening in Comcast Center in College Park, Md. The game also represented just the third defeat in Maryland's 134 non-conference home games under head coach Gary Williams.

The Bobcats improved to 6-2 overall with the win, while Maryland dropped to 6-5.

Tillman posted a game-high 20 points, while Williams had 15 points and 15 rebounds (tied his season-high) to pace an Ohio attack that outrebounded the bigger Terrapins by 10 (37-27) and held a significant 14-2 edge in second chance points. That success balanced an atypical night from the outside for Ohio, which made just three of 11 attempts from 3-point range (27.3 percent). The Bobcats entered Wednesday's game shooting a 42 percent clip from downtown.

Ohio also made the most of a game that saw just 15 free throws taken between the two schools, connecting on eight of nine (88.9 percent).

Junior guard Michael Allen had a team-high four assists, while Tillman had three steals.

Maryland was led by Greivis Vasquez's 13 points, while Landon Milbourne had 11. Vasquez also had a game-high eight assists, while James Gist had three steals.

The Bobcats gradually built the lead in the first half, taking a 34-23 advantage into the locker room. The story of the first half was a hot-shooting outing by Ohio (14-24 from the field, 58.3 percent), while limiting Maryland to just a 1-8 (12.5 percent) effort from beyond the arc.

Ohio didn't stop at the half, however, and pushed the lead well into double-digits for the majority of the second half. The Bobcats grabbed their largest lead of the game at the 11:21 mark on a jumper by Tillman to go up 17 (48-31).

The Terps would not go away, however, and held Ohio without a field goal for the final 4:56 of the contest. Maryland trimmed the deficit to three (58-55) on a Dino Gregory tip-in with 51 seconds to play, but it wasn't enough as Tillman and Allen connected on three of four free throws to salt the game away.

The Bobcats finished the contest shooting 48.1 percent (25-52) from the field, getting a collective 18-29 effort (62.1 percent) from their starting frontcourt. Maryland made just 23 of 57 attempts from the field for 40.4 percent.

Ohio also did an admirable job locking down Maryland's starting backcourt, forcing Vasquez and Eric Hayes into a 5-18 mark (.278) from long-range.

2007-08 OHIO BASKETBALL MEDIA NOTES

Official Basketball Box Score -- GAME TOTALS -- FINAL STATISTICS

Ohio vs Kansas

12/15/07 4:05 p.m. at Sprint Center (Kansas City, Mo.)

Ohio 51 • 6-3

#	Player	Total FG-FGA	3-Ptr FG-FGA	FT-FTA	Rebounds			PF	TP	A	TO	Blk	Stl	Min
					Off	Def	Tot							
05	WILLIAMS, Leon	f 3-8	0-0	3-4	5	6	11	4	9	2	2	0	1	32
25	ORR, Justin	f 3-6	1-3	0-0	1	1	2	0	7	1	3	0	0	21
33	TILLMAN, Jerome	f 2-12	1-4	2-2	2	4	6	3	7	1	0	0	0	30
03	ALLEN, Michael	g 1-5	1-3	1-2	1	2	3	3	4	2	1	0	1	30
04	WALTHER, Bubba	g 2-8	2-8	2-2	0	1	1	0	8	3	3	0	3	25
01	WASHINGTON, DeVaugh	g 0-0	0-0	0-0	0	0	0	0	0	0	0	0	0	3
11	WHITTINGTON IV, Bert	g 4-10	2-4	0-0	0	0	0	0	10	0	4	0	2	17
12	VAN KEMPEN, Kenneth	g 0-2	0-0	1-2	1	0	1	3	1	0	1	0	1	16
15	HESTER, Allen	g 0-5	0-3	0-0	0	1	1	0	0	1	0	1	0	13
24	FREEMAN, Tommy	g 2-4	1-3	0-0	0	0	0	0	5	0	2	0	1	13
Team					1	1	2							
Totals		17-60	8-28	9-12	11	16	27	13	51	9	17	0	10	200

FG % 1st Half: 5-29 17.2%	2nd half: 12-31 38.7%	Game: 17-60 28.3%	Deadball Rebounds 3.1
3FG % 1st Half: 4-17 23.5%	2nd half: 4-11 36.4%	Game: 8-28 28.6%	
FT % 1st Half: 6-6 100.0%	2nd half: 3-6 50.0%	Game: 9-12 75.0%	

Kansas 88 • 10-0

#	Player	Total FG-FGA	3-Ptr FG-FGA	FT-FTA	Rebounds			PF	TP	A	TO	Blk	Stl	Min
					Off	Def	Tot							
00	Arthur, Darrell	f 5-10	0-1	4-6	3	5	8	2	14	0	2	2	1	25
32	Jackson, Darrell	f 5-5	0-0	1-2	1	7	8	2	11	2	1	0	0	23
03	Robinson, Russell	g 2-3	2-3	0-0	0	3	3	0	6	11	2	1	3	25
15	Chalmers, Mario	g 7-9	3-4	0-0	0	3	3	0	17	5	2	0	4	25
25	Rush, Brandon	g 4-11	3-7	2-2	2	1	3	0	13	3	1	1	0	25
02	Teahan, Connor	g 1-1	0-0	0-0	0	2	2	0	2	3	1	0	1	3
04	Collins, Sherron	g 2-6	2-5	0-2	1	2	3	1	6	0	2	0	1	21
05	Stewart, Rodrick	g 0-0	0-0	2-2	1	1	2	0	2	0	3	0	0	10
10	Case, Jeremy	g 1-4	1-3	0-0	0	0	0	1	3	3	0	0	2	6
14	Reed, Tyrel	g 0-3	0-2	0-0	0	0	0	0	0	0	1	0	0	8
24	Kaun, Sasha	g 4-6	0-0	0-1	4	3	7	2	8	0	0	2	0	17
45	Aldrich, Cole	g 3-4	0-0	0-0	2	2	4	2	6	0	1	1	0	10
54	Kleinmann, Matt	g 0-0	0-0	0-0	0	0	0	0	0	0	0	0	0	2
Team					0	3	3							
Totals		34-62	11-25	9-15	14	32	46	10	88	24	16	7	12	200

FG % 1st Half: 17-31 54.8%	2nd half: 17-31 54.8%	Game: 34-62 54.8%	Deadball Rebounds 3
3FG % 1st Half: 6-13 46.2%	2nd half: 5-12 41.7%	Game: 11-25 44.0%	
FT % 1st Half: 6-8 75.0%	2nd half: 3-7 42.9%	Game: 9-15 60.0%	

Officials: Steve Welmer, Kelly Sell, Terry Davis

Technical fouls: Ohio-None, Kansas-None.

Attendance: 18482

Score by periods	1st	2nd	Total
Ohio	20	31	51
Kansas	46	42	88

Last FG - OHIO 2nd-02:43, KU 2nd-00:28.
Largest lead - OHIO None, KU by 37 2nd-00:28.

Score tied - 1 time.
Lead changed - 0 times.

BOBCATS BLAST BLUE HENS, 78-59

ATHENS, Ohio - The Ohio men's basketball team won its 19th straight non-conference home game on Saturday afternoon in the Convocation Center, defeating Delaware 78-59.

The Bobcats (5-2) and Blue Hens (2-5) traded baskets to start the game with Delaware taking its only lead with 12:53 left in the first half. But Ohio answered with a 16-3 run which put the Bobcats up for good, 32-22, with just more than four minutes remaining in the opening half.

Delaware cut Ohio's lead to seven points with 10:59 left in the second half but the Bobcats outscored the Blue Hens 23-11 to close out the contest.

In the first ever match-up between the two teams, Ohio's Bubba Walther (Cincinnati, Ohio) scored 22 points on 7-of-7 shooting, including 4-of-4 from beyond the arc, to pace the Cats in their third straight victory this season. Ohio improved its record to 9-1 against teams from the Colonial Athletic Association and Delaware's loss dropped their record against MAC foes to 2-10.

Leon Williams (Baltimore, Md.) came up one stat short of a double-double for the second-straight game. The senior forward had nine rebounds and 19 points on 5-of-11 shooting from the field and 9-of-11 from the free throw line. Justin Orr (Cincinnati, Ohio) and Jerome Tillman (Beavercreek, Ohio) also scored in double-figures for the Bobcats, with 10 and 17 points, respectively. It was the fourth game this season where four-different Ohio players scored 10 points or more.

The Bobcats controlled the lane - both in the scoring column and on the boards - in the contest. They outrebounded the Blue Hens 36-19 and registered a 28-12 advantage in points-in-the-paint. Ohio shot exactly 50 percent from the field (24-of-48) while Delaware converted 40 percent (19-of-47) of their shot attempts.

Herb Courtney led the Blue Hens with 13 points and Brian Johnson pulled in a team-high four rebounds.

Ohio will not be back at the Convocation Center for 34 days until MAC East Division rival Miami comes to town on Jan. 12. Ohio will play games against Maryland, Kansas, St. John's and Bucknell on the upcoming road trip before opening up league play at Bowling Green on Jan. 5.

Official Basketball Box Score -- GAME TOTALS -- FINAL STATISTICS

Ohio vs St. John's

12/19/07 5:00 p.m. at Stan Sheriff Center - Honolulu, HI

Ohio 71 • (7-3)

#	Player	Total FG-FGA	3-Ptr FG-FGA	FT-FTA	Rebounds			PF	TP	A	TO	Blk	Stl	Min
					Off	Def	Tot							
05	WILLIAMS, Leon	f 8-13	0-0	8-12	8	2	10	3	24	1	1	0	0	28
25	ORR, Justin	f 0-6	0-2	5-6	0	4	4	0	5	3	0	1	0	29
33	TILLMAN, Jerome	f 2-4	1-1	6-8	2	2	4	5	11	1	4	0	2	31
03	ALLEN, Michael	g 1-4	0-1	0-0	0	3	3	1	2	3	2	0	1	30
04	WALTHER, Bubba	g 4-8	3-7	4-4	0	2	2	2	15	2	3	0	0	26
01	WASHINGTON, DeVaugh	g 0-0	0-0	0-0	0	0	0	0	0	0	0	0	0	0+
11	WHITTINGTON IV, Bert	g 2-8	2-5	2-4	0	1	1	1	8	1	1	0	0	23
12	VAN KEMPEN, Kenneth	g 3-3	0-0	0-0	1	2	3	1	6	1	1	0	1	20
15	HESTER, Allen	g 0-1	0-1	0-0	0	2	2	3	0	0	0	0	0	13
Team					2	2	4							
Totals		20-47	6-17	25-34	13	20	33	16	71	12	12	1	4	200

FG % 1st Half: 8-26 30.8%	2nd half: 12-21 57.1%	Game: 20-47 42.6%	Deadball Rebounds 4
3FG % 1st Half: 2-10 20.0%	2nd half: 4-7 57.1%	Game: 6-17 35.3%	
FT % 1st Half: 7-9 77.8%	2nd half: 18-25 72.0%	Game: 25-34 73.5%	

St. John's 69 • (4-3)

#	Player	Total FG-FGA	3-Ptr FG-FGA	FT-FTA	Rebounds			PF	TP	A	TO	Blk	Stl	Min
					Off	Def	Tot							
10	KENNEDY, D.J.	f 6-9	2-4	3-4	0	3	3	2	17	2	2	1	0	27
24	BURRELL, Justin	f 3-5	0-0	1-1	2	5	7	4	7	0	0	0	0	33
11	JASIULIONIS, Tomas	c 0-0	0-0	0-0	0	0	0	0	3	0	1	1	0	11
04	LAWRENCE, Eugene	g 5-7	3-4	3-4	1	2	3	4	16	3	2	0	1	28
05	WRIGHT, Larry	g 4-10	2-7	2-4	1	0	1	2	12	2	0	0	0	24
02	MASON JR., Anthony	g 2-4	0-1	0-0	0	2	2	3	4	1	3	0	0	17
03	BOOTHE, Malik	g 1-3	0-1	0-0	0	0	0	1	2	1	0	0	1	12
25	COKER, Dele	g 1-2	0-0	0-1	0	5	5	2	2	1	1	0	1	14
12	EVANS, Sean	g 2-3	0-0	1-2	1	1	2	3	5	2	0	0	0	18
23	HORNE, Paris	g 1-4	0-3	0-0	1	0	1	1	2	0	3	0	0	12
55	THOMAS, Rob	g 1-2	0-1	0-0	0	0	0	1	2	0	0	0	0	4
Team					1	1	2							
Totals		26-49	7-21	10-16	7	19	26	26	69	13	12	1	3	200

FG % 1st Half: 13-29 44.8%	2nd half: 13-20 65.0%	Game: 26-49 53.1%	Deadball Rebounds 2
3FG % 1st Half: 1-11 9.1%	2nd half: 6-10 60.0%	Game: 7-21 33.3%	
FT % 1st Half: 1-3 33.3%	2nd half: 9-13 69.2%	Game: 10-16 62.5%	

Officials: Verne Harris, Mike Giarratano, Brian Shelley

Technical fouls: Ohio-None, St. John's-None.

Attendance: 6099

Outingter Hotels & Resorts Rainbow Classic First Round Game

Score by periods	1st	2nd	Total
Ohio	25	46	71
St. John's	28	41	69

	Points	In Paint	Off T/O	2nd Chance	Fast Break	Bench
OHIO	24	13	17	0	0	14
STJ	32	14	10	0	0	17

Last FG - OHIO 2nd-00:00, STJ 2nd-00:00.
Largest lead - OHIO by 9 2nd-06:59, STJ by 7 1st-16:22.

Score tied - 5 times.
Lead changed - 7 times.

OHIO EDGES ST. JOHN'S ON WILD FINISH

HONOLULU - Senior forward Leon Williams (Baltimore, Md.) took a fullcourt pass from senior guard Bubba Walther (Cincinnati, Ohio) and converted the game-winning layup with 0.2 seconds left to give the Ohio men's basketball squad a 71-69 win over St. John's late Wednesday evening at the 44th annual Rainbow Classic in Honolulu. The duo combined to shoot 12-21 from the field (.571) and 12-16 from the free throw line (.750).

Ohio will face the winner of the Louisiana-Lafayette and Hawaii Friday night/Saturday morning at 12:30 a.m. Eastern (7:30 p.m. Hawaii).

The Bobcats improved to 7-3 overall with the win, while the Red Storm dropped to 4-3.

Walther's heady pass came an instant after St. John's Eugene Lawrence tied the game at 69 on a 3-pointer from the top of the key with 1.5 seconds remaining. Williams then corralled the long bomb just inside the free throw line at the other end and converted the lefthanded layup to give Ohio the win.

Williams finished with his 31st career double-double as he posted a game-high 24 points and 10 rebounds. Eight of those caroms came on the offensive end. As a team, Ohio held a 33-26 edge on the glass, including 13 offensive boards.

The Bobcats held a definitive edge on the charity stripe as they made 15 more free throws than their competitors (25-10) and converted a higher percentage as well (73.5-62.5).

Walther finished with three 3-pointers and 15 points, while junior forward Jerome Tillman (Beavercreek, Ohio) had 11 points and two steals. The Bobcats also got a lift from their bench as junior guard Bert Whittington IV (Temecula, Ca.) and sophomore center Kenneth van Kempen (Weert, Netherlands) accounted for 14 points.

St. John's was led by D.J. Kennedy's 17 points, while Lawrence had 16 and Larry Wright posted 12. Justin Burrell was the Red Storm's leading rebounder with seven caroms.

The two teams struggled to find their range in the first half, shooting a combined 3-21 (.143) from 3-point land.

A buzzer-beater didn't figure to be needed deep in the second half as the Bobcats built their largest lead (54-45) with 6:59 remaining on a layup by Williams. However, the Red Storm gradually chipped away down the stretch and had a chance to take the lead when Lawrence stepped to the line for a 1-and-1 with 11 seconds to play and Ohio up by one. His free throw would not connect, though, and junior forward Justin Orr (Cincinnati, Ohio) snared the rebound and converted the ensuing free throws to set the stage for the wild finish.

2007-08 OHIO BASKETBALL MEDIA NOTES

Official Basketball Box Score -- GAME TOTALS -- FINAL STATISTICS

Ohio vs Louisiana-Lafayette
12/21/07 7:30 p.m. at Stan Sheriff Center - Honolulu, HI

Ohio 74 • (8-3)

##	Player	Total	3-Ptr			Rebounds			PF	TP	A	TO	Blk	Stl	Min
			FG-FGA	FG-FGA	FT-FTA	Off	Def	Tot							
25	ORR, Justin	f	7-10	3-4	3-4	0	1	2	20	1	2	2	0	29	
33	TILLMAN, Jerome	f	7-9	0-0	2-2	0	4	4	2	16	3	2	0	1	37
05	WILLIAMS, Leon	c	6-8	0-0	11-13	5	5	10	4	23	3	1	0	0	32
03	ALLEN, Michael	g	0-1	0-0	0-0	0	4	4	3	0	7	3	0	2	32
04	WALTHER, Bubba	g	2-7	2-6	2-2	1	3	4	0	8	3	4	0	1	32
01	WASHINGTON, DeVaugh	g	0-0	0-0	0-0	0	1	1	0	0	0	0	0	1	1
11	WHITTINGTON IV, Bert	g	2-8	0-5	0-0	0	1	1	2	4	0	1	0	15	
12	VAN KEMPEN, Kenneth	g	0-2	0-0	0-0	0	0	0	2	0	1	0	0	9	
15	HESTER, Allen	g	1-3	1-2	0-0	0	1	1	0	3	0	1	0	11	
24	FREEMAN, Tommy	g	0-0	0-0	0-0	0	0	0	1	0	0	0	0	2	
Team						1	2	3							
Totals			25-48	6-17	18-21	7	22	29	16	74	17	15	2	5	200

FG % 1st Half:	16-27	59.3%	2nd half:	9-21	42.9%	Game:	25-48	52.1%	Deadball	
3FG % 1st Half:	6-11	54.5%	2nd half:	0-6	0.0%	Game:	6-17	35.3%	Rebounds	
FT % 1st Half:	6-6	100.0%	2nd half:	12-15	80.0%	Game:	18-21	85.7%		2

Louisiana-Lafayette 68 • (3-7)

##	Player	Total	3-Ptr			Rebounds			PF	TP	A	TO	Blk	Stl	Min
			FG-FGA	FG-FGA	FT-FTA	Off	Def	Tot							
23	Gary, La'Ryan	f	1-2	0-0	3-6	1	3	4	4	5	2	1	0	0	18
32	Milson, Abray	c	0-0	0-0	0-0	2	0	2	5	0	0	1	0	1	26
02	Daigle, Randall	g	3-11	1-7	0-0	0	0	0	0	7	7	1	0	3	34
03	Millsap, Elijah	g	3-6	0-1	0-1	1	2	3	2	6	2	6	0	1	12
15	Gradnigo, Chris	g	8-14	5-9	1-3	0	4	4	3	22	0	1	0	0	37
01	Johnson, Tyren	g	0-1	0-1	1-2	1	1	2	2	1	0	2	0	0	6
05	Dison, Brandon	g	1-1	0-0	2-2	1	2	3	1	4	0	0	0	0	16
11	Bloom, Corey	g	0-0	0-0	0-0	0	0	0	0	0	0	0	0	0	1
12	Lago, Willie	g	1-1	1-1	0-0	0	0	0	0	3	0	0	0	0	2
21	Dees, David	g	1-2	1-2	0-0	0	2	2	1	3	1	2	0	0	12
22	Bureau, Travis	g	3-8	3-7	2-2	1	2	3	0	11	1	1	2	1	21
31	Barksdale, Maurice	g	0-1	0-1	0-0	0	0	0	0	0	1	1	0	0	4
42	Wallace, Courtney	g	2-2	0-0	2-2	0	0	0	1	6	0	0	0	0	11
Team						0	1	1							
Totals			23-49	11-29	11-18	7	17	24	19	68	14	16	2	6	200

FG % 1st Half:	11-28	39.3%	2nd half:	12-21	57.1%	Game:	23-49	46.9%	Deadball	
3FG % 1st Half:	5-15	33.3%	2nd half:	6-14	42.9%	Game:	11-29	37.9%	Rebounds	
FT % 1st Half:	6-9	66.7%	2nd half:	5-9	55.6%	Game:	11-18	61.1%		4

Officials: Scott Thornley, Mike Giarratano, Brian Shelley
Technical fouls: Ohio-None. Louisiana-Lafayette-None.
Attendance: 6075
Outrigger Hotels & Resorts Rainbow Classic Semifinal Game

Score by periods	1st	2nd	Total
Ohio	44	30	74
Louisiana-Lafayette	33	35	68

Last FG - OHIO 2nd-01:02, ULL 2nd-02:13.
Largest lead - OHIO by 15 2nd-18:20, ULL by 6 1st-17:25.

WILLIAMS, ORR SEND OHIO TO RAINBOW CLASSIC CHAMPIONSHIP GAME

HONOLULU - Senior forward Leon Williams converted a crucial three-point play with 1:02 remaining and nailed a pair of free throws at the end to give the Ohio men's basketball team a 74-68 win over Louisiana-Lafayette Friday evening in the semifinals of the 44th annual Rainbow Classic in Honolulu. The Bobcats improved to 8-3 overall with the win, while the Ragin' Cajuns dropped to 3-7.

The Bobcats will now turn their attention to a Saturday night/Sunday morning meeting with Saint Mary's at 12:30 a.m. Eastern (7:30 p.m. Hawaii) in the championship game. The Gaels are 9-1 this season and advanced to the title matchup after defeating Tulane 64-57 and East Tennessee State 89-65. They are ranked second in the RPI according to www.kenpom.com.

With the win, Ohio head coach Tim O'Shea captured his 108th career victory, which moved him past Danny Nee into fifth place on the school's all-time victories list. The Bobcats are also now 10-3 outside of the U.S. mainland.

Ohio missed just three free throws the entire contest (18-21, 85.7 percent) and made all seven of their attempts over the final two minutes, 43 seconds of the game.

Williams finished the game with 23 points and 10 rebounds for his 32nd career double-double. Junior forward Justin Orr also posted a fantastic game, netting 20 points on 7-10 shooting from the floor. The 6'6" Orr also made three of his four 3-point attempts and recorded a pair of blocks. Junior forward Jerome Tillman entered double digits as well with 16 points. The trio combined for a scintillating 20-27 shooting clip (74.1 percent) from the floor.

Junior guard Michael Allen led the Bobcats with seven assists, while ULL's Randall Daigle made seven as well to go with three steals.

Ohio won the overall rebounding battle 29-24.

The Ragin' Cajuns were led by Chris Gradnigo's career-high 22 points on 8-14 shooting from the field (5-9 on 3-pointers), while Travis Bureau scored 11 with two blocks. Gradnigo and La'Ryan Gary shared top rebounding honors on the squad with four apiece. Coach Robert Lee's bench significantly outscored the Bobcats' reserves to the tune of a 28-7 margin, due in large part to 13 ULL players seeing action.

Ohio appeared to wrest control of the game in the latter stages of the first half, carrying an 11-point (44-33) lead into the half. The Bobcats build most of the advantage by virtue of their 16-27 (59.3 percent) effort from the floor in the game's first 20 minutes. That trend continued early on in the second half when Ohio went up by its largest margin of 15 (48-33) on a Tillman jumper with 18:20 to play.

ULL refused to back down, though, and gradually whittled down the Bobcat advantage when it turned up its defensive intensity by limiting the Bobcats to just nine second-half field goals and an 0-6 performance from beyond the arc. Such an issue would not be the case for the Ragin' Cajuns, however, who continually hung around by connecting on a plethora of 3-pointers during the action (11-29, 37.9 percent).

ULL finished its comeback by taking its last lead of the game (68-67) on a Daigle jumper with 2:13 to go. Williams answered just over a minute later with the three-point play and the Ragin' Cajuns would not recover.

Official Basketball Box Score -- GAME TOTALS -- FINAL STATISTICS

Saint Mary's vs Ohio
12/22/07 7:30 p.m. at Stan Sheriff Center - Honolulu, HI

Saint Mary's 70 • (10-1)

##	Player	Total	3-Ptr			Rebounds			PF	TP	A	TO	Blk	Stl	Min
			FG-FGA	FG-FGA	FT-FTA	Off	Def	Tot							
04	O'LEARY, Ian	f	2-3	1-1	0-0	2	0	2	1	5	2	1	0	0	14
20	SIMPSON, Diamon	f	4-7	0-2	1-3	2	8	10	2	9	2	1	2	1	31
50	SAMHAN, Omar	c	4-8	0-1	1-4	3	8	11	1	9	2	2	1	0	32
13	MILLS, Patrick	g	7-18	3-7	6-9	0	1	1	0	23	2	2	1	1	40
24	GOLDEN, Todd	g	4-7	3-6	2-2	0	0	0	3	13	3	1	1	0	26
03	HUGHES, Carlin	g	1-3	1-3	2-2	0	1	1	1	5	0	1	0	0	22
05	SMITH, Yusef	g	1-2	0-1	0-0	0	0	0	0	5	2	1	0	0	13
12	WALKER, Lucas	g	0-0	0-0	0-0	0	0	0	1	0	0	0	0	0	4
23	SMITH, Tron	g	1-3	0-0	2-6	0	1	1	2	4	0	4	0	0	18
Team						3	3	6							
Totals			24-51	8-21	14-26	10	22	32	16	70	12	12	5	3	200

FG % 1st Half:	9-24	37.5%	2nd half:	15-27	55.6%	Game:	24-51	47.1%	Deadball	
3FG % 1st Half:	4-12	33.3%	2nd half:	4-9	44.4%	Game:	8-21	38.1%	Rebounds	
FT % 1st Half:	3-9	33.3%	2nd half:	11-17	64.7%	Game:	14-26	53.8%		4.1

Ohio 63 • (8-4)

##	Player	Total	3-Ptr			Rebounds			PF	TP	A	TO	Blk	Stl	Min
			FG-FGA	FG-FGA	FT-FTA	Off	Def	Tot							
05	WILLIAMS, Leon	f	7-12	0-0	6-8	7	6	13	3	20	0	1	2	1	34
25	ORR, Justin	f	2-5	0-1	2-2	3	3	6	3	6	2	3	0	2	28
33	TILLMAN, Jerome	f	10-16	1-3	2-2	3	7	10	4	23	1	3	2	2	31
03	ALLEN, Michael	g	0-4	0-1	0-0	0	0	0	0	2	0	1	4	0	21
04	WALTHER, Bubba	g	1-7	0-6	3-5	0	0	0	3	5	2	1	0	0	30
01	WASHINGTON, DeVaugh	g	0-0	0-0	0-0	0	0	0	0	1	0	0	0	0	2
11	WHITTINGTON IV, Bert	g	2-13	0-2	2-2	0	3	3	6	3	6	3	1	0	24
12	VAN KEMPEN, Kenneth	g	0-0	0-0	1-2	0	0	0	0	3	1	1	0	0	12
15	HESTER, Allen	g	1-2	0-1	0-0	1	2	3	0	2	0	0	0	0	15
24	FREEMAN, Tommy	g	0-1	0-0	0-0	0	0	0	0	1	0	0	0	0	3
Team						0	3	3							
Totals			23-60	1-14	16-21	14	24	38	23	63	9	14	4	7	200

FG % 1st Half:	11-26	42.3%	2nd half:	12-34	35.3%	Game:	23-60	38.3%	Deadball	
3FG % 1st Half:	0-3	0.0%	2nd half:	1-11	9.1%	Game:	1-14	7.1%	Rebounds	
FT % 1st Half:	6-8	75.0%	2nd half:	10-13	76.9%	Game:	16-21	76.2%		5.1

Officials: Scott Thornley, Verne Harris, Tim Gabutero
Technical fouls: Saint Mary's-GOLDEN, Todd. Ohio-None.
Attendance: 5908
Outrigger Hotels & Resorts Rainbow Classic Championship Game

Score by periods	1st	2nd	Total
Saint Mary's	25	45	70
Ohio	28	35	63

Last FG - SMC 2nd-00:00, OHIO 2nd-00:18.
Largest lead - SMC by 16 2nd-13:33, OHIO by 8 1st-01:33.

GAELS USE DECISIVE RUN TO DOWN OHIO

HONOLULU - It took a while to get going but the Saint Mary's men's basketball squad quickly erased an eight-point first half deficit and held on for a 70-63 win over Ohio Saturday evening in the championship game of the 44th annual Rainbow Classic in Honolulu. The Gaels improved to 10-1 overall, while the Bobcats dropped to 8-4. The Gaels are currently second in the RPI according to www.kenpom.com.

Saint Mary's was powered by 23 points from the tournament's Most Valuable Player Patrick Mills, while Todd Golden also had 13. Omar Samhan and Diamon Simpson also had 11 and 10 rebounds, respectively.

One of the keys to the game was Saint Mary's ability to shut down Ohio's long-range attack (1-14 on 3-pointers). Junior forward Jerome Tillman (Beaver Creek, Ohio) prevented a total whitewash in the category when he connected on a trey with 18 seconds left in the game.

Tillman paced the Bobcats with a double-double effort of 23 points and 10 rebounds, while senior forward Leon Williams (Baltimore, Md.) registered his 33rd career double-double with 20 points and 13 boards. Both helped Ohio to a 38-32 edge on the glass and were named to the All-Tournament team for their contributions. The duo also paced Ohio with a combined 17-28 effort from the floor (60.7 percent) on an otherwise uncharacteristic cold-shooting night for the Bobcats.

Ohio also held a 40-26 edge on points in the paint.

Junior guard Michael Allen (Detroit, Mich.) led Ohio with three assists, while Tillman and Williams also had a pair of blocks.

Ohio did an admirable job in the free throw department as it knocked down 76.2 percent there (16-21), while the Gaels made just 14 of 26 attempts (53.8 percent).

Things looked good for Ohio when junior forward Justin Orr (Cincinnati, Ohio) hit a jumper to put the Bobcats up 28-20 with 1:33 to go in the first half. However, Saint Mary's came out in the second half red-hot and raced by the Bobcats in the early going with a 29-5 run, taking a 16-point lead (49-33) on a jumper in the paint by Samhan with 13:33 to go in the contest.

Ohio did make a rally late in the game and closed the margin to five (68-63) on Tillman's 3-pointer, but the Gaels managed to keep the Bobcats at bay though as it converted nine of their final 12 free throws in the game's final four minutes, 35 seconds.

2007-08 OHIO BASKETBALL MEDIA NOTES

Official Basketball Box Score -- GAME TOTALS -- FINAL STATISTICS Ohio vs Bucknell 1/2/08 7:00 p.m. at Lewisburg, Pa. (Sojka Pavillion)

Ohio 53 • 9-4

#	Player	Total		3-Ptr		Rebounds			PF	TP	A	TO	Blk	Stl	Min
		FG-FGA	FG-FGA	FG-FGA	FT-FTA	Off	Def	Tot							
05	WILLIAMS, Leon	f	3-6	0-0	4-5	3	4	7	4	10	0	6	0	3	26
25	ORR, Justin	f	2-4	0-2	0-0	1	0	1	2	4	0	2	0	1	26
33	TILLMAN, Jerome	f	3-11	0-2	5-5	4	7	11	1	11	2	4	1	2	35
03	ALLEN, Michael	g	1-1	0-1	0-0	0	1	1	0	0	2	1	0	2	24
04	WALTHER, Bubba	g	1-8	1-7	0-0	0	0	0	4	3	7	1	0	2	30
01	WASHINGTON, DeVaugh	g	0-0	0-0	0-0	0	1	1	3	0	0	0	0	2	2
11	WHITTINGTON IV, Bert	f	7-9	4-6	2-2	1	3	4	2	20	0	0	0	2	24
12	VAN KEMPEN, Kenneth	f	2-3	0-0	1-2	1	2	3	3	5	0	0	2	0	17
15	HESTER, Allen	f	0-3	0-3	0-0	1	1	2	0	0	1	1	0	0	13
24	FREEMAN, Tommy	f	0-0	0-0	0-0	0	0	0	0	0	0	0	0	0	3
Team						0	2	2							
Totals			18-45	5-21	12-14	11	21	32	19	53	12	15	3	12	200

FG % 1st Half:	6-24	25.0%	2nd half:	12-21	57.1%	Game:	18-45	40.0%	Deadball Rebounds:	1.1
3FG % 1st Half:	1-11	9.1%	2nd half:	4-10	40.0%	Game:	5-21	23.8%		
FT % 1st Half:	3-4	75.0%	2nd half:	9-10	90.0%	Game:	12-14	85.7%		

Bucknell 47 • 5-8

#	Player	Total		3-Ptr		Rebounds			PF	TP	A	TO	Blk	Stl	Min
		FG-FGA	FG-FGA	FG-FGA	FT-FTA	Off	Def	Tot							
15	Tyree, Stephen	f	0-4	0-0	3-4	4	1	5	0	3	1	4	0	1	27
21	Boon, G.W.	f	2-4	2-4	3-4	0	3	3	0	9	0	1	0	0	25
42	Linthicum, Josh	c	1-3	0-0	3-3	2	2	4	5	5	1	1	0	0	24
10	Castleberry, Justin	g	4-10	2-3	1-3	0	4	4	1	11	1	5	0	1	28
11	Griffin, John	g	1-5	1-4	2-2	1	2	3	1	5	3	0	0	1	34
00	O'Brien, Todd	g	0-3	0-0	1-2	1	1	2	3	1	0	0	2	12	
01	Mastropaolo, Darren	g	2-3	0-0	2-2	0	1	1	2	6	1	2	0	0	18
13	Shazier, Darryl	g	0-2	0-2	2-2	0	1	1	0	2	0	1	0	1	10
14	Vegotsky, Jason	g	1-6	1-6	0-0	0	1	1	1	3	0	0	0	1	13
31	Behan, Patrick	g	0-2	0-0	2-2	1	1	2	2	2	0	2	0	0	9
Team						3	0	3							
Totals			11-42	6-19	19-24	12	17	29	15	47	7	16	2	7	200

FG % 1st Half:	2-17	11.8%	2nd half:	9-25	36.0%	Game:	11-42	26.2%	Deadball Rebounds:	2
3FG % 1st Half:	2-6	33.3%	2nd half:	4-13	30.8%	Game:	6-19	31.6%		
FT % 1st Half:	10-12	83.3%	2nd half:	9-12	75.0%	Game:	19-24	79.2%		

Officials: Gene Steratore, John Leighton Jr., James McAndrew
Technical fouls: Ohio-None. Bucknell-None.
Attendance: 2893

Score by periods	1st	2nd	Total
Ohio	16	37	53
Bucknell	16	31	47

Last FG - Ohio 2nd-01:34, BUCKNELL 2nd-03:14.
Largest lead - Ohio by 8 2nd-00:11, BUCKNELL by 5 2nd-16:49.

Score tied - 6 times.
Lead changed - 9 times.

Official Basketball Box Score -- GAME TOTALS -- FINAL STATISTICS Ohio vs Bowling Green 1/5/08 4:00 p.m. at Anderson Arena; Bowling Green, Ohio

Ohio 49 • 9-5, 0-1 MAC

#	Player	Total		3-Ptr		Rebounds			PF	TP	A	TO	Blk	Stl	Min
		FG-FGA	FG-FGA	FG-FGA	FT-FTA	Off	Def	Tot							
05	WILLIAMS, Leon	f	6-7	0-0	2-3	4	5	9	2	14	0	2	2	2	35
25	ORR, Justin	f	2-8	0-2	0-1	2	3	5	1	4	2	3	0	0	22
33	TILLMAN, Jerome	f	1-5	0-2	0-1	2	7	9	4	2	0	4	0	0	29
03	ALLEN, Michael	g	1-1	0-0	2-2	0	3	3	4	4	7	5	0	2	32
04	WALTHER, Bubba	g	5-14	3-10	0-0	1	1	2	4	13	3	4	0	2	31
01	WASHINGTON, DeVaugh	g	0-1	0-0	0-0	0	0	0	1	0	0	0	0	0	3
11	WHITTINGTON IV, Bert	f	2-6	1-4	0-0	0	0	0	2	5	0	2	0	1	18
12	VAN KEMPEN, Kenneth	f	1-3	0-0	0-0	0	1	1	1	2	0	0	0	0	13
15	HESTER, Allen	f	1-4	1-4	2-2	0	1	1	1	5	0	0	0	1	16
24	FREEMAN, Tommy	f	0-0	0-0	0-0	0	0	0	0	0	0	0	0	0	1
Team						1	2	3							
Totals			19-49	5-22	6-9	10	23	33	20	49	12	20	2	8	200

FG % 1st Half:	12-28	42.9%	2nd half:	7-21	33.3%	Game:	19-49	38.8%	Deadball Rebounds:	1
3FG % 1st Half:	3-11	27.3%	2nd half:	2-11	18.2%	Game:	5-22	22.7%		
FT % 1st Half:	0-0	0.0%	2nd half:	6-9	66.7%	Game:	6-9	66.7%		

Bowling Green 52 • 6-7, 1-0 MAC

#	Player	Total		3-Ptr		Rebounds			PF	TP	A	TO	Blk	Stl	Min
		FG-FGA	FG-FGA	FG-FGA	FT-FTA	Off	Def	Tot							
20	MILLER, Nate	f	4-14	1-4	4-5	5	5	10	2	13	5	2	0	3	37
23	KNIGHT, Chris	f	3-5	2-3	3-4	1	5	6	3	11	2	5	2	2	29
50	LARSON, Marc	c	0-2	0-0	0-2	1	2	3	4	0	0	2	0	0	16
02	CLEMENTS, Darryl	g	3-8	0-5	4-4	0	2	2	0	10	1	5	0	4	29
14	JAKUBOWSKI, Joe	g	3-9	0-4	0-0	1	4	5	2	6	2	2	0	3	35
01	MOTEN, Brian	g	3-10	1-3	3-5	1	0	1	1	10	0	2	0	1	28
12	SIMS, Ryan	g	0-0	0-0	0-0	0	0	0	0	0	0	0	0	0	2
45	POLK, Otis	g	0-5	0-0	2-2	6	3	9	4	2	0	0	1	0	24
Team						2	1	3							
Totals			16-53	4-19	16-22	17	22	39	16	52	10	16	5	13	200

FG % 1st Half:	8-24	33.3%	2nd half:	8-29	27.6%	Game:	16-53	30.2%	Deadball Rebounds:	3
3FG % 1st Half:	4-11	36.4%	2nd half:	0-8	0.0%	Game:	4-19	21.1%		
FT % 1st Half:	7-10	70.0%	2nd half:	9-12	75.0%	Game:	16-22	72.7%		

Officials: Terry Wymer, Kenneth Turner, Frank Spencer
Technical fouls: Ohio-None. Bowling Green-None.
Attendance: 1414

Score by periods	1st	2nd	Total
Ohio	27	22	49
Bowling Green	27	25	52

Last FG - Ohio 2nd-00:16, BGSU 2nd-02:13.
Largest lead - Ohio by 6 1st-06:11, BGSU by 7 2nd-12:25.

Score tied - 5 times.
Lead changed - 5 times.

OHIO BLOWS BY BUCKNELL

LEWISBURG, Pa. - Ohio's Bert Whittington IV scored 20 points, his highest in a Bobcat uniform, and the men's basketball team defeated Bucknell 53-47 on Wednesday night at Sojka Pavillion.

Whittington (Temecula, Calif.), a transfer from Ohlone Junior College, connected on 7-of-9 field goal attempts, including 4-of-6 from beyond the 3-point line to lead all scorers. Jerome Tillman (Beavercreek, Ohio) tallied 11 points and Leon Williams (Baltimore, Md.) notched 10 points to put three Bobcats in double-digits scoring. Tillman also pulled down 11 rebounds for his second consecutive double-double.

Ohio improved to 9-4 overall with the win in the teams' first ever meeting. Bucknell fell to 5-8.

Whittington's hot shooting night came in contrast to both teams' struggles from the field in the first half of the Bobcats' final non-conference road game. Ohio shot 25 percent in the first period on 6-of-24 shooting while the Bison hit a miserable 2-of-17 field goal attempts (11.8 percent). With both teams struggling to make shots the game was knotted up at 16 going into halftime.

But the Bobcats and Bison came out firing in the second half, with the lead exchanging hands four times before Ohio could put together a run. A Tillman lay-up with 6:17 left in the game gave the Bobcats a 41-40 lead and started a five point run capped by a Whittington steal and fast break lay-up with 5:17 remaining.

Bucknell was able to battle back, cutting the Ohio lead to just one point at the 2:32 mark but Whittington answered with a 3-pointer that pushed the Bobcat advantage to four points at 49-45 with 1:39 left to play. The lead forced Bucknell to foul and Tillman and Whittington combined to sink 4-of-5 attempts from the charity stripe to ice Ohio's seventh win in the last nine games.

Bucknell's Justin Castleberry was the only Bison to break double-digits in scoring, totaling 11 points on 4-of-10 shooting from the floor.

Ohio held a small 32-29 advantage on the glass and combined to force 15 turnovers (12 steals, three rebounds).

The Bobcats will travel to Bowling Green on Jan. 5 to open up MAC play against the Falcons. Ohio's next game at the Convocation Center will be on Jan. 12 against Miami.

OHIO FALLS 52-49 TO BGSU IN MAC OPENER

BOWLING GREEN, Ohio - Bubba Walther (Cincinnati, Ohio) nailed back-to-back 3-pointers to cut Bowling Green's lead to just three points with less than a minute remaining, but the Bobcats could not get another basket to force overtime and the men's basketball team lost its MAC opener, 52-49, to the Falcons at Anderson Arena.

With the score at 46-41 with 1:03 left to play in the contest, Walther hit his second 3-pointer of the game to cut the Falcons' lead to two points. The teams exchanged free throws with Ohio making a pair and the Falcons knocking down six shots from the charity stripe.

BGSU's lead sat at 52-46 when Walther knocked down his third 3-pointer of the game, and second shot from downtown in just less than a minute of play.

Ohio intentionally fouled Bowling Green's Marc Larson and the Falcons' center missed both free throw attempts, giving Ohio a chance to tie the game with one more three point shot.

Walther fired from long range with six seconds remaining and the senior missed his first attempt, but Leon Williams (Baltimore, Md.) secured the offensive rebound and dished the ball back to Walther who could not connect on one last attempt from downtown as the clock expired on Ohio's first conference game of the season.

Walther finished with 13 points on 5-of-14 shooting and Williams led the Bobcats with a game-high 14 points on 6-of-7 shooting while also pulling down nine rebounds. Jerome Tillman (Beavercreek, Ohio) also grabbed nine boards.

The Bobcats as a team shot 38.8 percent from the field (19-of-49) and hit just 5-of-22 3-point attempts. Bowling Green was equally inefficient from the field, knocking down 16-of-53 field goal attempts, but went 16-of-22 from the free throw line. Ohio made 6-of-9 shots from the foul line.

At the final buzzer the Falcons held a 39-33 advantage on the glass and turned the ball over four less times (16) than Ohio (20).

BGSU's Nate Miller led the Falcons in points (13), rebounds (10) and assists (five). Michael Allen's six assists paced the 'Cats.

Ohio will play its first conference game at the Convo this season when rival Miami visits Athens on Jan. 12. Tip time is 2 p.m.

2007-08 OHIO BASKETBALL MEDIA NOTES

Official Basketball Box Score -- GAME TOTALS -- FINAL STATISTICS
MIAMI vs Ohio
 1/12/08 2:00 p.m. at Athens, Ohio (Convocation Center)

MIAMI 63 • 6-8, 0-2 MAC

##	Player	Total			3-Ptr			Rebounds			PF	TP	A	TO	Blk	Stl	Min
		FG-FGA	FG-FGA	FT-FTA	FG-FGA	FG-FGA	FT-FTA	Off	Def	Tot							
24	BRAMOS, Michael	f	5-14	1-6	0-1	2	1	3	3	11	2	2	1	1	1	31	
50	POLLITZ, Tim	f	5-6	1-1	2-2	1	6	7	2	13	0	3	1	4	35		
02	DIERKERS, Tyler	c	3-5	0-0	0-0	2	2	4	1	6	2	3	0	0	26		
04	MOOSMANN, Alex	g	0-1	0-1	0-0	0	0	0	2	0	0	1	0	0	10		
21	POLLITZ, Eric	g	4-5	1-1	0-0	2	4	6	1	9	1	2	1	0	35		
03	HAYES, Kenny	g	5-14	0-5	2-2	0	3	3	1	12	4	1	0	0	31		
05	RICHBURG, Carl	g	0-1	0-1	0-0	0	0	0	1	0	0	0	0	0	4		
20	WINBUSH, Nick	g	2-4	1-3	0-0	2	0	2	3	5	1	0	0	0	12		
22	McCOMBS, Dwight	g	0-0	0-0	0-0	0	0	0	1	0	0	0	0	0	4		
41	FLETCHER, Adam	g	3-3	0-0	1-2	2	2	4	3	7	0	0	0	0	12		
Team						1	1	2									
Totals			27-53	4-18	5-7	12	19	31	18	63	10	12	3	5	200		
FG % 1st Half: 16-24			66.7%	2nd half: 11-29		37.9%	Game: 27-53			50.9%	Deadball Rebounds		0				
3FG % 1st Half: 1-8			12.5%	2nd half: 3-10		30.0%	Game: 4-18			22.2%							
FT % 1st Half: 1-3			33.3%	2nd half: 4-4		100.0%	Game: 5-7			71.4%							

Ohio 72 • 10-5, 1-1 MAC

##	Player	Total			3-Ptr			Rebounds			PF	TP	A	TO	Blk	Stl	Min
		FG-FGA	FG-FGA	FT-FTA	FG-FGA	FG-FGA	FT-FTA	Off	Def	Tot							
05	WILLIAMS, Leon	f	8-12	0-0	2-4	5	3	8	2	18	1	2	1	0	31		
33	TILLMAN, Jerome	f	7-10	1-2	4-5	3	4	7	1	19	1	1	1	3	30		
04	ALLEN, Michael	g	3-4	1-1	2-4	0	1	1	1	9	4	2	0	2	31		
04	WALTHER, Bubba	g	2-9	1-6	3-4	0	2	2	0	8	7	0	0	3	32		
15	HESTER, Allen	g	1-4	0-2	1-2	0	0	0	1	3	0	0	0	1	24		
11	WASHINGTON, DeV Vaughn	g	1-1	0-0	0-0	0	1	1	1	2	0	0	0	1	7		
11	WHITTINGTON IV, Bert	g	1-3	1-2	1-2	0	0	0	1	4	0	1	0	0	13		
12	VAN KEMPEN, Kenneth	g	1-2	1-1	0-0	0	0	0	2	3	0	0	0	0	11		
24	FREEMAN, Tommy	g	0-0	0-0	0-0	0	0	0	0	0	0	0	0	0	1		
25	ORR, Justin	g	2-6	1-3	1-2	2	1	3	1	6	2	1	0	0	20		
Team						3	4	7									
Totals			26-51	6-17	14-23	13	16	29	10	72	15	7	2	10	200		
FG % 1st Half: 15-29			51.7%	2nd half: 11-22		50.0%	Game: 26-51			51.0%	Deadball Rebounds		3				
3FG % 1st Half: 5-11			45.5%	2nd half: 1-6		16.7%	Game: 6-17			35.3%							
FT % 1st Half: 4-8			50.0%	2nd half: 10-15		66.7%	Game: 14-23			60.9%							

Officials: Terry Wymer, Todd Williams, Bill Kaminski
 Technical fouls: MIAMI-None. Ohio-None.
 Attendance: 9026

Score by periods	1st	2nd	Total
MIAMI	34	29	63
Ohio	39	33	72

Last FG - MIAMI 2nd-00:33, OHIO 2nd-00:25.
 Largest lead - MIAMI by 5 1st-17:14, OHIO by 16 2nd-10:33.

Score tied - 2 times.
 Lead changed - 1 time.

Official Basketball Box Score -- GAME TOTALS -- FINAL STATISTICS
Ohio vs Akron
 01/17/08 9:05 p.m. at Akron, Ohio - Rhodes Arena

Ohio 54 • 10-6, 1-2 MAC

##	Player	Total			3-Ptr			Rebounds			PF	TP	A	TO	Blk	Stl	Min
		FG-FGA	FG-FGA	FT-FTA	FG-FGA	FG-FGA	FT-FTA	Off	Def	Tot							
03	ALLEN, Michael	*	2-3	1-1	0-0	0	2	2	0	5	9	1	0	0	37		
04	WALTHER, Bubba	*	2-9	2-9	0-0	0	2	2	1	6	1	2	0	1	28		
05	WILLIAMS, Leon	*	4-6	0-0	4-7	5	6	11	3	12	0	4	0	0	35		
15	HESTER, Allen	*	1-4	1-4	0-0	0	1	1	1	3	1	1	0	0	13		
33	TILLMAN, Jerome	*	6-10	0-2	3-3	2	5	7	3	15	1	3	0	0	33		
11	WASHINGTON, DeV Vaughn	*	0-0	0-0	0-0	0	0	0	3	0	0	2	0	0	5		
01	WHITTINGTON IV, Bert	*	0-1	0-1	0-0	1	1	2	2	0	1	2	0	0	18		
12	VAN KEMPEN, Kenneth	*	1-1	0-0	0-0	0	1	1	1	2	0	0	0	0	8		
25	ORR, Justin	*	4-9	3-4	0-0	1	2	3	1	11	0	1	1	1	23		
Team						0	1	1									
Totals			20-43	7-21	7-10	9	21	30	15	54	13	16	1	2	200		
FG % 1st Half: 9-18			50.0%	2nd half: 11-25		44.0%	Game: 20-43			46.5%	Deadball Rebounds		0.1				
3FG % 1st Half: 2-7			28.6%	2nd half: 5-14		35.7%	Game: 7-21			33.3%							
FT % 1st Half: 4-6			66.7%	2nd half: 3-4		75.0%	Game: 7-10			70.0%							

Akron 55 • 13-3, 3-0 MAC

##	Player	Total			3-Ptr			Rebounds			PF	TP	A	TO	Blk	Stl	Min
		FG-FGA	FG-FGA	FT-FTA	FG-FGA	FG-FGA	FT-FTA	Off	Def	Tot							
11	MIDDLETON, Cedrick	*	3-7	2-5	0-2	1	1	2	2	8	2	3	0	0	24		
01	DIALS, Nick	*	3-8	2-6	0-0	0	4	4	2	8	4	1	0	1	33		
21	WOOD, Jeremiah	*	5-10	0-0	0-2	3	1	4	3	10	2	2	0	0	28		
32	CONYERS, Jimmy	*	2-7	0-1	0-0	3	4	7	2	4	0	1	0	4	21		
33	LINHART, Nate	*	5-8	2-4	0-0	1	1	2	1	12	2	1	0	0	35		
02	MILUM, Quade	*	0-0	0-0	0-0	0	0	0	0	0	0	0	0	0	16		
04	McNEES, Steve	*	1-6	1-4	2-2	0	1	1	2	5	1	1	0	0	21		
12	ROBERTS, Darryl	*	3-4	2-2	0-0	0	0	0	0	8	0	0	0	1	7		
23	McKNIGHT, Brett	*	0-0	0-0	0-0	0	0	0	0	0	0	0	0	0	2		
30	McKNIGHT, Chris	*	0-0	0-0	0-0	0	1	1	3	0	0	0	1	0	7		
54	BARDO, Mike	*	0-1	0-0	0-0	0	0	0	1	0	1	0	0	0	6		
Team						1	4	5									
Totals			22-51	9-22	2-6	9	17	26	16	55	12	9	1	6	200		
FG % 1st Half: 10-26			38.5%	2nd half: 12-25		48.0%	Game: 22-51			43.1%	Deadball Rebounds		2				
3FG % 1st Half: 4-13			30.8%	2nd half: 5-9		55.6%	Game: 9-22			40.9%							
FT % 1st Half: 0-1			0.0%	2nd half: 2-5		40.0%	Game: 2-6			33.3%							

Officials: Jim Haney, Larry Scrotto, Glenn Mayborg
 Technical fouls: Ohio-None. Akron-None.
 Attendance: 4557

Score by periods	1st	2nd	Total
Ohio	24	30	54
Akron	24	31	55

Last FG - OHIO 2nd-01:54, AKRON 2nd-00:04.
 Largest lead - OHIO by 6 2nd-17:21, AKRON by 9 2nd-10:49.

Score tied - 7 times.
 Lead changed - 16 times.

FRONTCOURT POWERS OHIO TO WIN OVER MIAMI

ATHENS, Ohio - Senior forward Leon Williams (Baltimore, Md.) and junior forward Jerome Tillman (Beaver Creek, Ohio) combined for 37 points to lead the Ohio men's basketball team to a 72-63 win Saturday afternoon at the Convocation Center.

The Bobcats improved to 10-5 overall and 1-1 in the Mid-American Conference, while the RedHawks dropped to 6-8 overall and 0-2 in the league.

The duo also combined for 15 of Ohio's 29 rebounds, while Miami registered 31 caroms on the glass, led by seven from Tim Pollitz. Pollitz also led the RedHawks with 13 points, while Kenny Hayes had 12 and Michael Bramos had 11. Bramos registered a team-high four assists to go with Pollitz's four steals.

Ohio guard Bubba Walther (Cincinnati, Ohio) had an impressive floor game when he tied a career-high with seven assists with no turnovers and three steals. As a team, the Bobcats doubled up the RedHawks in steals 10-5.

The RedHawks actually led during the early stages of the game before the Bobcats wrenched away the lead for good four minutes, 27 seconds into the contest on a 3-pointer by Justin Orr (Cincinnati, Ohio).

The lead grew to as many as 16 (54-38) in the second half on a layup by Williams with 10:33 remaining. Miami used a 17-6 run over the next seven minutes, 40 seconds to pull to within six (61-55) on a layup by Tyler Dierkers with 2:53 to go. However, Ohio made seven of nine free throws down the stretch to pull away for the victory.

The game was relatively well played with both teams combining for just 12 turnovers (Miami 12, Ohio 7).

The Bobcats also did a great job getting to the free throw line as they took 23 attempts compared to just seven for the RedHawks.

However, neither team particularly lit it up from the arc as Miami made 22.2 percent (4-18) and Ohio converted 35.3 percent (6-17).

Ohio will be back in action Thursday at Akron (9 p.m.) on ESPN.

OHIO DROPS HEARTBREAKER AT AKRON, 55-54

AKRON, Ohio - The Ohio men's basketball team dropped another heartbreaker Thursday evening to Akron, falling in the final seconds, 55-54, at Rhodes Arena. Ohio (10-6, 1-2 MAC) came from nine points behind in the second half to retake the lead in the final minutes of the game, but a tip by Akron's (13-3, 3-0 MAC) Nate Linhart with just under five seconds remaining lifted Akron to its 19th-straight home victory.

Trailing 53-52 with 1:17 to play, Ohio senior forward Leon Williams (Baltimore, Md.) went to the free throw line. Williams stepped to the line and knocked down the first of the one-and-one and then calmly hit the second, giving Ohio a 54-53 lead. On the following possession, senior guard Bubba Walther (Cincinnati, Ohio) intercepted a pass to give Ohio back the ball. The Bobcats were not able to run much time off the clock however, as they turned it back over to the Zips with 33 seconds remaining, setting up the go-ahead possession. Akron's Jeremiah Wood missed a shot with eight seconds remaining, but Linhart was there to gather the ball and tip it in for the winning basket. The Bobcats had one last shot at it, as they quickly inbounded the ball and pushed it down the court, but Walther's 3-pointer was off the mark as time expired.

Junior forward Jerome Tillman (Beaver Creek, Ohio) led the Bobcats offensively with 15 points and seven rebounds, while Williams posted his seventh double-double of the season with 12 points and 11 rebounds. Junior forward Justin Orr provided the spark for Ohio's comeback, scoring all 11 of his points during a critical run in the second half that brought the Bobcats back from a nine-point deficit.

The opening 25 minutes of the contest the two teams matched each other nearly basket-for-basket, but several 3-pointers by the Zips lifted Akron to a 45-36 advantage with 10:49 remaining in the game. That's when Orr ignited the Bobcats, knocking down a 3-pointer of his own the very next possession. Orr proceeded to score 11 of Ohio's next 14 points, including hitting three 3-pointers, as the Bobcats ran off 14 of the next 18 points to take a 50-49 lead with 3:33 remaining, setting up the thrilling final minutes of action.

A low scoring defensive battle in the opening half yielded a 24-24 halftime score. Throughout the half neither team was able to build more than a three-point advantage, as there were seven lead changes and five ties in the half. Tillman scored seven of Ohio's first 15 points and finished with nine points in the half to pace the Bobcats.

Junior Michael Allen (Detroit, Mich.) had a solid night at point guard for the Bobcats, tying a season-high with nine assists and committing just one turnover to go along with five points.

Ohio finished the game 46.5 percent (20-of-43) from the field, while Akron shot 43.1 percent (22-of-51). Ohio out-rebounded Akron 30 to 26, but the Bobcats turned the ball over 16 times to just nine turnovers for the Zips.

The Bobcats return home to the Convocation Center Saturday for their next contest against Kent State at 6 p.m.

2007-08 OHIO BASKETBALL MEDIA NOTES

Official Basketball Box Score -- GAME TOTALS -- FINAL STATISTICS

Kent State vs Ohio
1/19/08 6:00 p.m. at Athens, Ohio (Convocation Center)

Kent State 59 • 14-4 (3-1 MAC)

#	Player	Total	3-Ptr			Rebounds			PF	TP	A	TO	Blk	Stl	Min
			FG-FGA	FG-FGA	FT-FTA	Off	Def	Tot							
01	QUAINTANCE, Haminn	f	5-7	0-0	2-2	5	7	12	5	12	0	3	2	1	35
21	SCOTT, Mike	f	3-9	0-2	5-5	1	1	2	2	11	1	1	0	1	35
02	SINGLETERY, Chris	g	2-3	1-1	1-2	1	0	1	5	6	0	3	1	0	19
05	FISHER, Al	g	4-13	2-6	5-7	2	3	5	3	15	6	5	0	0	32
22	McKEE, Mike	g	1-1	0-0	0-0	0	0	0	0	2	0	1	0	0	7
00	WOODS, Rashad	g	2-8	1-3	0-0	3	2	5	0	5	0	0	1	1	20
11	MINCY, Jordan	g	1-3	1-2	0-0	1	0	1	1	3	1	1	0	1	21
32	SHERMAN, Rodriquez	g	1-6	0-3	2-2	1	3	4	1	4	2	1	1	4	24
34	SULLINGER, Julian	g	0-1	0-0	1-2	0	0	0	4	1	0	1	0	0	7
Team						0	3	3							
Totals			19-51	5-17	16-20	14	19	33	21	59	10	16	5	8	200

FG % 1st Half:	7-19	36.8%	2nd half:	12-32	37.5%	Game:	19-51	37.3%	Deadball Rebounds	
3FG % 1st Half:	2-4	50.0%	2nd half:	3-13	23.1%	Game:	5-17	29.4%		
FT % 1st Half:	9-12	75.0%	2nd half:	7-8	87.5%	Game:	16-20	80.0%		

Ohio 71 • 11-6 (2-2 MAC)

#	Player	Total	3-Ptr			Rebounds			PF	TP	A	TO	Blk	Stl	Min
			FG-FGA	FG-FGA	FT-FTA	Off	Def	Tot							
05	WILLIAMS, Leon	f	1-2	0-0	5-7	3	7	10	3	7	4	1	1	3	28
25	ORR, Justin	f	1-8	0-0	0-0	0	2	2	0	2	2	2	2	1	33
33	TILLMAN, Jerome	f	8-11	1-2	6-8	2	3	5	2	23	0	1	1	0	34
03	ALLEN, Michael	g	1-4	0-1	1-1	0	3	3	4	3	3	3	0	1	39
11	WHITTINGTON IV, Bert	g	8-14	5-9	5-6	0	2	3	3	26	2	5	0	2	34
01	WASHINGTON, DeVaugh	g	1-1	0-0	0-0	1	2	3	0	2	2	0	2	0	9
12	VAN KEMPEN, Kenneth	g	1-3	0-0	0-0	1	0	1	3	2	0	2	0	0	9
15	HESTER, Allen	g	2-4	1-2	1-2	0	0	0	0	6	0	1	0	0	12
24	FREEMAN, Tommy	g	0-0	0-0	0-0	0	0	0	2	0	0	0	0	0	2
Team						1	2	3							
Totals			23-47	7-16	18-24	8	21	29	17	71	13	15	6	7	200

FG % 1st Half:	13-24	54.2%	2nd half:	10-23	43.5%	Game:	23-47	48.9%	Deadball Rebounds	3
3FG % 1st Half:	5-11	45.5%	2nd half:	2-5	40.0%	Game:	7-16	43.8%		
FT % 1st Half:	5-6	83.3%	2nd half:	13-18	72.2%	Game:	18-24	75.0%		

Officials: Frank Spencer, Victor Montgomery, Todd Williams
Technical fouls: Kent State-SINGLETERY, Chris 2; TEAM, Ohio-None.
Attendance: 7718
Technical foul on Kent State's bench at 1:16 in the second half

Score by periods	1st	2nd	Total
Kent State	25	34	59
Ohio	36	35	71

Last FG - KSU 2nd-00:55, OHIO 2nd-00:32.
Largest lead - KSU by 5 1st-17:37, OHIO by 17 2nd-16:15.

Score tied - 2 times.
Lead changed - 1 time.

OHIO BLASTS PAST KENT STATE, 71-59

ATHENS, Ohio - The Ohio men's basketball team used stifling defense and a career-high 26 points from Bert Whittington IV (Temecula, Calif.) to defeat Kent State, who was previously undefeated in MAC play, 71-59 on Saturday night.

Ohio evened its conference record at 2-2 (11-6 overall) while Kent State fell to 14-4 and 3-1 in the MAC.

Whittington wasted little time in taking advantage of his first start since Nov. 29, 2007. Bubba Walther (Cincinnati, Ohio) was out of the game because of an injury suffered against Akron.

Whittington, a junior transfer from Ohlone Junior College, nailed three 3-pointers and a long jumper from the wing to score 11 of Ohio's first 23 points. The point guard led all scorers with 16 points at halftime, on 5-of-7 shooting, including 4-of-6 from behind the arc. Whittington finished with 26 points on 8-of-14 shooting from the floor and 5-of-6 free throws.

Jerome Tillman (Beaver Creek, Ohio) also shined on the offensive end with 23 points on 8-of-11 shooting and 6-of-8 from the free throw line.

Tillman made five of six free throw attempts down the stretch and Whittington's lay-up added up to a seven-point-play that stopped a Kent State rally which had cut Ohio's lead to just five points.

Whittington and Tillman led the Bobcats on offense, but it was the team's defensive effort that controlled the Golden Flashes.

The Ohio defense limited a hot-shooting Kent State squad to just 37.3 percent from the field (19-of-51) and only 29.4 percent from beyond the three-point line (3-of-13). Justin Orr (Cincinnati, Ohio) and DeVaughn Washington (Virginia Beach, Va.) each recorded a pair of blocks as the Bobcats tallied six total as a team.

"You really have to defend your home court in the MAC," said Ohio head coach Tim O'Shea after the victory.

Ohio has now held each of its four MAC opponents to less than 60 points.

Leon Williams (Baltimore, Md.) continued his dominance on the glass, pulling down 10 rebounds. He has now led Ohio in rebounds in 14 games this season while Whittington led the Bobcats in points for the second time, his first coming against Kansas.

At halftime of the game, Dr. Vernon Alden was given a ceremonial plaque for his donation to Ohio athletics and Ohio Athletics Director Kirby Hoccutt announced the name change of the Ohio Athletics Operational Endowment Campaign to the Dr. Vernon Alden Ohio Athletics Operational Endowment Campaign. Through the campaign, Ohio athletics has raised \$1.4 million in gifts with the ultimate goal being \$2.5 million.

The Bobcats will travel to Buffalo for a MAC road contest on Jan. 23 before coming back to The Convo for a two-game homestand against Ball State on Jan. 26 and Central Michigan on Jan. 29.

Official Basketball Box Score -- GAME TOTALS -- FINAL STATISTICS

Ohio vs Buffalo
01/23/08 7:00 pm at Alumni Arena (Buffalo, NY)

Ohio 68 • 12-6, 3-2 MAC

#	Player	Total	3-Ptr			Rebounds			PF	TP	A	TO	Blk	Stl	Min
			FG-FGA	FG-FGA	FT-FTA	Off	Def	Tot							
05	WILLIAMS, Leon	f	5-6	0-0	0-2	1	8	9	1	10	0	6	1	3	32
25	ORR, Justin	f	2-9	0-3	4-4	3	1	4	1	8	3	3	0	1	28
33	TILLMAN, Jerome	f	4-5	2-3	1-2	1	8	9	1	11	3	0	1	0	33
03	ALLEN, Michael	g	2-6	0-1	0-2	1	2	3	4	4	5	5	0	3	36
11	WHITTINGTON IV, Bert	g	7-15	5-11	3-4	0	6	6	2	22	3	2	0	0	31
01	WASHINGTON, DeVaugh	g	0-1	0-0	0-0	0	0	0	2	0	0	0	0	0	7
12	VAN KEMPEN, Kenneth	g	0-0	0-0	0-0	0	0	0	1	0	0	0	0	0	8
15	HESTER, Allen	g	0-2	0-0	0-0	0	0	0	2	0	1	0	0	0	9
24	FREEMAN, Tommy	g	3-4	2-3	5-5	0	0	0	1	13	1	0	0	0	16
Team						5	3	8							
Totals			23-48	9-21	13-19	11	28	39	15	68	16	17	2	7	200

FG % 1st Half:	12-25	48.0%	2nd half:	11-23	47.8%	Game:	23-48	47.9%	Deadball Rebounds	2
3FG % 1st Half:	4-10	40.0%	2nd half:	5-11	45.5%	Game:	9-21	42.9%		
FT % 1st Half:	5-7	71.4%	2nd half:	8-12	66.7%	Game:	13-19	68.4%		

Buffalo 59 • 6-11, 0-5 MAC

#	Player	Total	3-Ptr			Rebounds			PF	TP	A	TO	Blk	Stl	Min
			FG-FGA	FG-FGA	FT-FTA	Off	Def	Tot							
32	ALSTON, Jawaan	f	2-6	0-0	0-0	3	1	4	2	4	1	1	0	1	16
21	ATMAN, Andrew	c	0-0	0-0	0-0	1	0	1	2	0	0	1	0	0	7
01	ROBINSON, Andy	g	7-15	4-7	5-6	1	1	2	2	23	3	2	1	1	35
12	PIERCE, Rodney	g	2-7	1-3	0-2	0	2	2	1	5	2	0	0	0	20
34	GAMBLE, Greg	g	1-3	0-0	0-0	1	4	5	2	2	1	1	2	2	27
02	MULKEY, Byron	g	2-4	2-2	0-0	0	0	0	1	6	0	2	0	0	20
03	SMILEY, Sean	g	1-7	1-6	1-2	0	1	1	3	4	1	1	0	2	15
22	BOYER, John	g	0-1	0-1	0-0	1	0	1	0	0	0	1	0	0	3
25	BETTS, Calvin	g	3-9	1-3	2-2	1	6	7	4	9	1	0	1	1	33
35	ADDISON, Brian	g	0-0	0-0	0-0	0	0	0	1	0	1	0	1	0	3
40	BOUDREAU, Max	g	3-5	0-0	0-0	1	1	2	2	6	0	2	1	0	21
Team						1	2	3							
Totals			21-57	9-22	8-12	10	18	28	20	59	9	12	5	7	200

FG % 1st Half:	9-29	31.0%	2nd half:	12-28	42.9%	Game:	21-57	36.8%	Deadball Rebounds	2
3FG % 1st Half:	4-10	40.0%	2nd half:	6-15	40.0%	Game:	9-22	40.9%		
FT % 1st Half:	4-4	100.0%	2nd half:	4-8	50.0%	Game:	8-12	66.7%		

Officials: Bill Kaminski, Jerry Sauder, Mike Foote
Technical fouls: Ohio-None, Buffalo-None.
Attendance: 2059

Score by periods	1st	2nd	Total
Ohio	33	35	68
Buffalo	25	34	59

OHIO RECORDS 68-59 ROAD WIN OVER BUFFALO

BUFFALO, N.Y. - The Ohio men's basketball team posted four players in double figures as it held off a determined Buffalo squad by a 68-59 score on Wednesday evening at Alumni Arena. The Bobcats improved to 12-6 overall and 3-2 in the Mid-American Conference, while the Bulls dropped to 6-11 overall and 0-5 in the league.

Junior guard Bert Whittington IV (Temecula, Calif.) led the Cats with 21 points, while freshman guard Tommy Freeman (Muncie, Ind.) had a breakout performance of 13 points on 3-4 shooting from the field (2-3 on 3-pointers) and 5-5 from the free throw line. Junior forward Jerome Tillman (Beaver Creek, Ohio) chipped in 11 points, while senior forward Leon Williams (Baltimore, Md.) had 10 points and shared game-high rebounding honors with Tillman (nine).

Junior guard Michael Allen (Detroit, Mich.) had five assists, while he and Williams posted a game-high three steals each.

The Bulls were led by Andy Robinson's game-high 23 points and three assists to go with Calvin Betts' seven boards.

Both squads shot reasonably well from outside (Ohio 9-21, 42.9 pct.; Buffalo 9-22, 40.9 pct.), but the Bobcats' edge on the glass (39-28) allowed them a 16-3 edge in second chance points to tell the story of the game. Ohio also enjoyed great consistency as it shot 48 percent from the field in both halves, while the Bulls had to rebound from a subpar shooting effort (9-29, 31.0 pct.) in the first stanza.

Although the Bobcats lost the bench battle 25-13, it was Freeman's 10-point first half that provided a shot in the arm for the Ohio offense, spurring the Bobcats to a 33-25 advantage at the half.

Buffalo actually led by as many as four early on (12-8) on a 3-pointer by Robinson four minutes, 12 seconds in the game. However, Ohio countered with a mini 6-2 run to draw even at 14 on a 3-pointer by Whittington with 11:41 to go in the first half. The Bobcats led the rest of the way, including what became a 13-point bulge (41-28) on a long-range bomb by Freeman two minutes, 46 seconds into the second stanza.

The Bulls battled back though and drew within one on two occasions, the last coming with 7:46 to go on a pair of free throws by Robinson (54-53). Buffalo's Sean Smiley had a pair of jumpers designed to wrench the lead away from Ohio, but the Bobcats got back-to-back treys from Tillman and Whittington to pull away for good.

Ohio shot 47.9 percent (23-48) for the game, while Buffalo shot 36.8 percent (21-57).

"Any road win is a good win," said Ohio head coach Tim O'Shea. "I thought we could have finished it better, but this is a difficult place to play. If we're going to be a championship team, we have to handle situations better down the stretch. That is something we're going to work on, but again, this is a fantastic road win."

"I was really pleased that Tommy Freeman made the most of his minutes," O'Shea said. He's one of our hardest workers and is a great example for everyone on our team about perseverance. Bert has also put himself in a great position to get good minutes down the stretch with his recent performances.

The Bobcats will be back in action at the Convo Saturday at 2 p.m. against Ball State (3-14 overall, 2-3 MAC) on Dad's Weekend.

2007-08 OHIO BASKETBALL MEDIA NOTES

Official Basketball Box Score -- GAME TOTALS -- FINAL STATISTICS

Ball State vs Ohio
1/26/08 2 p.m. at Convocation Center

Ball State 59 • 3-15, 2-4 MAC

#	Player	Total		3-Ptr		Rebounds			PF	TP	A	TO	Blk	Stl	Min
		FG	FGA	FG	FGA	Off	Def	Tot							
01	PERRY, Malik	f	3-4	0-0	1-4	1	2	3	4	7	0	3	0	1	23
02	NEWELL, Anthony	f	8-20	4-7	4-6	1	7	8	2	24	2	1	1	0	37
03	GOINS, Melvin	g	2-5	0-1	0-0	0	4	4	2	4	5	2	0	1	29
12	STOVALL, Peyton	g	3-6	1-3	0-0	2	3	5	3	7	2	1	0	0	29
24	GILES, Rob	g	2-3	1-1	1-2	0	0	0	3	6	0	0	1	1	21
04	LAMPLEY, Brandon	g	0-0	0-0	2-4	0	2	2	1	2	1	2	0	1	24
11	FRAZIER, Laron	g	2-3	1-2	0-0	1	1	2	0	5	0	1	0	0	13
30	HINKLEY, Dexter	g	0-0	0-0	0-0	0	0	0	2	0	0	0	2	0	10
34	MCLEMORE, Rashaun	g	2-4	0-2	0-1	0	1	1	1	4	0	0	0	0	14
Team						0	1	1			1				
Totals			22-45	7-16	8-17	5	21	26	18	59	10	11	4	4	200
FG % 1st Half:		13-23	56.5%	2nd half:	9-22	40.9%	Game:		22-45	48.9%					Deadball
3FG % 1st Half:		6-7	85.7%	2nd half:	1-9	11.1%	Game:		7-16	43.8%					Rebounds
FT % 1st Half:		3-6	50.0%	2nd half:	5-11	45.5%	Game:		8-17	47.1%					2

Ohio 61 • 13-6, 4-2 MAC

#	Player	Total		3-Ptr		Rebounds			PF	TP	A	TO	Blk	Stl	Min
		FG	FGA	FG	FGA	Off	Def	Tot							
05	WILLIAMS, Leon	f	9-17	0-0	5-7	7	5	12	3	23	1	2	1	1	31
25	ORR, Justin	f	1-5	0-3	1-2	0	1	1	0	3	0	0	0	0	20
03	TILLMAN, Jerome	f	1-3	0-1	5-8	0	9	9	3	7	2	0	0	0	35
33	ALLEN, Michael	g	1-1	0-0	0-0	2	1	3	4	2	3	2	0	0	25
11	WHITTINGTON IV, Bert	g	6-14	2-6	0-0	1	1	2	4	14	0	2	0	3	34
01	WASHINGTON, DeVaugh	g	0-1	0-0	0-0	0	0	0	3	0	1	0	1	1	6
04	WALTHER, Bubba	g	2-4	1-2	2-2	0	3	3	0	7	4	2	0	1	19
12	VAN KEMPEN, Kenneth	g	1-5	0-0	0-0	3	0	3	2	2	0	1	0	0	10
15	HESTER, Allen	g	1-2	1-2	0-0	0	1	1	0	3	0	1	0	1	16
24	FREEMAN, Tommy	g	0-0	0-0	0-0	0	2	2	0	0	0	0	0	0	4
Team						0	2	2							
Totals			22-52	4-14	13-19	13	25	38	19	61	10	11	1	7	200
FG % 1st Half:		9-31	29.0%	2nd half:	13-21	61.9%	Game:		22-52	42.3%					Deadball
3FG % 1st Half:		3-9	33.3%	2nd half:	1-5	20.0%	Game:		4-14	28.6%					Rebounds
FT % 1st Half:		2-3	66.7%	2nd half:	11-16	68.8%	Game:		13-19	68.4%					2

Officials: Glenn Mayborg, Kyle Ingram, Bill Neketis
Technical fouls: Ball State-None, Ohio-None.
Attendance: 10182

Score by periods	1st	2nd	Total
Ball State	35	24	59
Ohio	23	38	61

Last FG - BSU 2nd-00:26, OHIO 2nd-00:05.
Largest lead - BSU by 12 1st-00:04, OHIO by 4 2nd-01:48.

Points In Off 2nd Fast
BSU 28 14 6 4 11
OHIO 30 11 15 6 12

Score tied - 4 times.
Lead changed - 6 times.

Official Basketball Box Score -- GAME TOTALS -- FINAL STATISTICS

Central Michigan vs Ohio
1/29/08 7 p.m. at Athens, Ohio (Convocation Center)

Central Michigan 47 • 8-11, 3-4 MAC

#	Player	Total		3-Ptr		Rebounds			PF	TP	A	TO	Blk	Stl	Min
		FG	FGA	FG	FGA	Off	Def	Tot							
20	HARMAN, Robbie	f	4-9	3-6	0-0	0	3	3	3	11	0	4	0	1	38
22	MIRNOY, Nate	f	1-5	0-1	0-2	1	1	2	4	2	2	4	0	2	22
34	BLEVINS, Justin	f	1-3	0-0	1-2	2	1	3	3	3	0	3	0	0	17
05	SPENCER, Eddie	g	1-3	1-3	0-0	0	4	4	2	3	0	3	1	0	14
11	WATSON, Giordan	g	5-16	4-10	4-4	2	3	5	2	18	6	4	0	2	37
01	SIMON, Chase	g	2-4	2-2	0-0	0	2	2	0	6	0	1	0	0	12
03	ALLEN, Jeremy	g	1-6	0-2	0-0	0	2	2	1	2	0	3	0	0	17
04	WALTERS, Reynold	g	0-0	0-0	0-0	0	0	0	0	0	0	0	0	0	4
10	SPICA, Marko	g	0-0	0-0	0-0	0	1	1	1	0	0	0	0	1	5
21	KELLERMANN, Chris	g	0-6	0-5	0-0	1	3	4	4	0	1	1	0	1	16
40	VAN, Marcus	g	1-2	0-0	0-2	0	0	0	4	2	0	0	1	1	18
Team						7	2	9							
Totals			16-54	10-29	5-10	13	22	35	24	47	9	24	2	8	200
FG % 1st Half:		10-26	38.5%	2nd half:	6-28	21.4%	Game:		16-54	29.6%					Deadball
3FG % 1st Half:		5-13	38.5%	2nd half:	5-16	31.3%	Game:		10-29	34.5%					Rebounds
FT % 1st Half:		3-5	60.0%	2nd half:	2-5	40.0%	Game:		5-10	50.0%					2

Ohio 62 • 14-6, 5-2 MAC

#	Player	Total		3-Ptr		Rebounds			PF	TP	A	TO	Blk	Stl	Min
		FG	FGA	FG	FGA	Off	Def	Tot							
05	WILLIAMS, Leon	f	6-12	0-0	10-13	8	4	12	3	22	1	4	1	2	35
25	ORR, Justin	f	1-2	1-1	0-0	2	3	5	1	11	0	4	0	1	28
03	TILLMAN, Jerome	f	5-9	1-3	0-2	0	6	6	1	11	0	3	3	0	36
33	ALLEN, Michael	g	2-3	0-0	1-2	0	2	2	3	5	5	5	0	2	31
11	WHITTINGTON IV, Bert	g	6-14	0-5	1-3	0	6	6	2	13	1	0	0	2	29
01	WASHINGTON, DeVaugh	g	0-0	0-0	0-2	0	0	0	1	0	0	0	0	0	2
04	WALTHER, Bubba	g	2-9	1-4	3-4	1	3	4	2	8	2	4	0	4	24
12	VAN KEMPEN, Kenneth	g	0-0	0-0	0-0	0	1	1	3	0	0	0	0	0	8
15	HESTER, Allen	g	0-1	0-1	0-0	0	0	0	0	0	0	1	0	0	6
24	FREEMAN, Tommy	g	0-0	0-0	0-0	0	0	0	0	0	0	0	0	0	1
Team						1	3	4							
Totals			22-50	3-14	15-26	12	28	40	16	62	10	21	4	11	200
FG % 1st Half:		9-24	37.5%	2nd half:	13-26	50.0%	Game:		22-50	44.0%					Deadball
3FG % 1st Half:		2-9	22.2%	2nd half:	1-5	20.0%	Game:		3-14	21.4%					Rebounds
FT % 1st Half:		8-14	57.1%	2nd half:	7-12	58.3%	Game:		15-26	57.7%					2

Officials: Bo Boroski, Zelon Steed, Tom Clark
Technical fouls: Central Michigan-None, Ohio-None.
Attendance: 3705

Score by periods	1st	2nd	Total
Central Michigan	28	19	47
Ohio	28	34	62

Last FG - CMU 2nd-01:12, OHIO 2nd-00:31.
Largest lead - CMU by 2 1st-13:34, OHIO by 17 2nd-03:28.

Points In Off 2nd Fast
CMU 10 10 10 9 10
OHIO 34 13 13 8 8

Score tied - 3 times.
Lead changed - 4 times.

WILLIAMS, OHIO PULL OFF COMEBACK AGAINST BALL STATE

ATHENS, Ohio-Senior forward Leon Williams (Baltimore, Md.) posted 23 points and 12 rebounds to lead a stirring comeback by the Ohio men's basketball squad in a 61-59 win over a pesky Ball State team Saturday at the Convocation Center. The Bobcats improved to 13-6 overall and 4-2 in the Mid-American Conference, while the Cardinals dropped to 3-15 and 2-4 in the league.

The double-double was Williams' 35th of his career and eighth this season.

Junior guard Bert Whittington (Temecula, Calif.) also had 14 points and three steals, while senior guard Bubba Walther (Cincinnati, Ohio) made his return to the lineup with seven points and four assists off the bench.

Ball State was led by Anthony Newell's 24 points and eight rebounds, while Melvin Goins had five assists.

The Bobcats held a commanding 38-26 advantage on the glass and turned it into a 15-6 edge in second chance points. Ohio was powered most of the day by 13 of those caroms coming on the offensive end.

Both teams struggled mightily from the free throw line all day as Ohio made 13 of 19 (68.4 percent) to just 47.1 percent (8-17) for the Cardinals. Ball State had no such problem, however, as it made 43.8 percent (7-16) from beyond the arc after entering the contest as the league's worst (26 percent) from long range. A big reason the Cardinals jumped out to a 12-point halftime advantage can be traced to their 6-7 showing from 3-point range up to that point.

Ohio overcame a subpar showing in the first half (9-31 FG, 23 points) to shoot 61.9 percent in the second half to outscore the visitors 38-24.

The two teams traded baskets early and it looked like Ohio's last lead in the entire game would be at the 14:01 mark of the first half when Whittington connected on a jumper to put the Bobcats ahead 10-9. From there until the half, though, Ball State regained the lead a minute later and gradually pushed the advantage into double digits.

Ohio would not see the lead again for 30 minutes and seven seconds of game action when Williams knocked in a pair of free throws with 2:43 remaining to put Ohio ahead 51-50.

Ohio increased its lead to four, but Ball State chopped it back to one (57-56) on a three-point play by Newell with 36 seconds left. The game found itself knotted again at 59 when the Cardinals matched Walther's two free throws with a 3-pointer from Newell from the left wing with 26 seconds left.

Ohio's Jerome Tillman (Beavercreek, Ohio) then hit what would become the game-winner on a jumper from the right wing with five seconds left when Newell's fall-away 3-pointer in the left corner went awry at the buzzer.

The Bobcats will be back in action Tuesday at 7 p.m. (GTN, ESPN Full Court) when Central Michigan (8-10 overall, 3-3 MAC) comes to town. The Chippewas will enter the game fresh off a 65-64 upset over Akron Saturday afternoon.

WILLIAMS CONTINUES TEAR AS OHIO DEFEATS CHIPPEWAS

ATHENS, Ohio-Senior forward Leon Williams (Baltimore, Md.) racked up a game-high 22 points and 12 rebounds as the Ohio men's basketball squad smothered visiting Central Michigan 62-47 Tuesday evening in the Convocation Center. The Bobcats improved to 14-6 overall and 5-2 in the Mid-American Conference in collecting their fourth straight win, while the Chippewas sank to 8-11 and 3-4 in the league.

The game was Williams' ninth double-double this season and 36th overall.

Junior guard Bert Whittington (Hankamer, Texas) chipped in 13, while junior forward Jerome Tillman (Beavercreek, Ohio) had 11. Junior guard Michael Allen, the MAC's leader in assists, had five on this night, while Tillman had a game-high three blocks and senior guard Bubba Walther (Cincinnati, Ohio) had a game-high four steals.

Central's Giordan Watson led the Chippewas with 18 points and six assists, while Robbie Harman had 11.

Williams' 12 boards powered Ohio to a 40-35 edge on the glass.

Ohio held a distinct advantage inside all game long as the Bobcats amassed 34 points in the paint to just 10 for CMU and got to the line 16 more times (26-10).

However, the biggest problem for CMU came during the second half when Ohio limited the visitors to just 19 second-half points on 6-28 shooting (21.4 pct.) from the field.

Neither team handled the ball particularly well as both squads combined for 45 turnovers.

Ohio gradually pulled away in the latter stages of the first half, going up by as many as 10 (24-14) on a pair of free throws by Williams with 3:17 to go. However, CMU closed the stanza on a 14-4 run to draw even at 28 heading into the locker room.

Ohio saved its stiffest defensive performance for the midpoint of the second half when it held the Chippewas without a field goal for an eight minute, four second span (11:15-3:14). In that time, the Bobcats increased their lead from five to 14 and cruised the rest of the way.

CMU did an admirable job staying in the contest through the use of the long ball as 10 of its 16 field goals came via the 3-pointer.

Ohio will be back in action Saturday, Feb. 2 when it heads to Dekalb, Illinois to take on the Northern Illinois Huskies (5-13 overall, 2-4 MAC).

2007-08 OHIO BASKETBALL MEDIA NOTES

Official Basketball Box Score -- GAME TOTALS -- FINAL STATISTICS

Ohio vs Northern Illinois

2-2-08 2 p.m. at NIU Convocation Center; DeKalb, Illinois

Ohio 73 • 15-6, 6-2 MAC

#	Player	Total	3-Ptr		Rebounds			PF	TP	A	TO	Blk	Stl	Min	
			FG-FGA	FG-FGA	FT-FTA	Off	Def								Tot
05	WILLIAMS, Leon	f	6-9	0-0	8-10	3	7	10	1	20	1	2	1	2	29
25	ORR, Justin	f	1-3	0-1	1-2	1	0	1	0	3	0	1	1	0	14
33	TILLMAN, Jerome	f	7-10	1-1	2-2	2	1	3	3	17	3	3	0	0	27
03	ALLEN, Michael	g	1-1	0-0	0-0	0	0	0	1	2	0	2	0	0	16
11	WHITTINGTON IV, Bert	g	0-6	0-3	0-0	1	0	1	0	0	3	1	0	0	11
01	WASHINGTON, DeVaugh	g	0-0	0-0	0-0	0	3	3	1	0	0	1	0	1	12
04	WALTHER, Bubba	g	4-11	3-7	4-6	1	3	4	2	15	6	0	0	0	34
12	VAN KEMPEN, Kenneth	g	1-3	0-1	0-0	0	4	4	3	2	0	2	0	0	11
15	HESTER, Allen	g	1-3	1-3	0-0	1	1	2	2	3	1	0	0	1	16
24	FREEMAN, Tommy	g	3-4	3-4	0-0	1	2	3	0	9	4	2	0	1	26
44	SAYLES, Asown	g	1-2	0-0	0-0	0	0	0	0	2	0	0	0	0	4
Team						1	4	5							
Totals			25-52	8-20	15-20	11	25	36	13	73	18	14	2	5	200
FG % 1st Half: 15-28		53.6%	2nd half: 10-24		41.7%	Game: 25-52		48.1%	Deadball						
3FG % 1st Half: 7-15		46.7%	2nd half: 1-5		20.0%	Game: 8-20		40.0%	Rebounds						4
FT % 1st Half: 3-5		60.0%	2nd half: 12-15		80.0%	Game: 15-20		75.0%							

Northern Illinois 55 • 5-15, 2-6 MAC

#	Player	Total	3-Ptr		Rebounds			PF	TP	A	TO	Blk	Stl	Min	
			FG-FGA	FG-FGA	FT-FTA	Off	Def								Tot
02	ERVIN, Najul	f	1-4	0-0	0-0	1	1	2	2	2	1	3	0	0	21
12	SMITH, Sean	f	7-11	2-3	3-3	1	3	4	3	19	3	2	0	2	34
25	LOGAN, Shaun	f	1-5	1-4	0-0	0	0	0	5	3	1	2	0	1	19
21	GRAFEL, Egan	c	1-2	0-0	2-4	1	2	3	4	4	1	4	0	0	25
32	ANDERSON, Darion	g	5-13	2-7	4-7	2	6	8	2	16	3	4	0	1	37
04	PATTON, Michael	g	1-10	0-7	0-0	1	0	1	0	2	2	1	0	1	19
24	LANDERS, Jeremy	f	1-2	1-1	0-0	1	0	1	0	3	1	0	0	0	12
31	KELLEY, Bristan	g	0-0	0-0	1	0	1	0	1	0	0	2	0	1	10
44	HART, Michael	g	3-4	0-0	0-0	2	1	3	1	6	1	0	1	1	23
Team						0	1	1							
Totals			20-51	6-22	9-14	10	17	27	18	55	13	17	1	7	200
FG % 1st Half: 8-25		32.0%	2nd half: 12-26		46.2%	Game: 20-51		39.2%	Deadball						
3FG % 1st Half: 2-10		20.0%	2nd half: 4-12		33.3%	Game: 6-22		27.3%	Rebounds						1
FT % 1st Half: 2-4		50.0%	2nd half: 7-10		70.0%	Game: 9-14		64.3%							

Officials: Mike Foote, DJ Carstensen, Bill Kaminski

Technical fouls: Ohio-None. Northern Illinois-None.

Attendance: 2324

Score by periods	1st	2nd	Total
Ohio	40	33	73
Northern Illinois	20	35	55

Last FG - Ohio 2nd-00:47, NIU 2nd-01:00.

Largest lead - Ohio by 27 2nd-07:42, NIU by 4 1st-17:21.

	In	Off	2nd	Fast	Bench
Points	Paint	T/O	Chance	Break	
OHIO	22	23	11	6	31
NIU	26	8	8	4	11

Score tied - 2 times.
Lead changed - 3 times.

Official Basketball Box Score -- GAME TOTALS -- FINAL STATISTICS

Ohio vs Eastern Michigan

02-06-08 7 p.m. at Ypsilanti, Mich. (Convocation Center)

Ohio 56 • 15-7 (6-3 MAC)

#	Player	Total	3-Ptr		Rebounds			PF	TP	A	TO	Blk	Stl	Min	
			FG-FGA	FG-FGA	FT-FTA	Off	Def								Tot
25	ORR, Justin	f	3-9	2-4	1-3	1	3	4	1	9	2	1	0	1	26
33	TILLMAN, Jerome	f	2-10	0-2	3-4	2	5	7	2	7	2	2	0	0	28
05	WILLIAMS, Leon	c	2-2	0-0	5-5	3	5	8	3	9	0	2	3	0	31
03	ALLEN, Michael	g	3-4	1-2	0-0	3	1	4	2	7	4	2	0	0	29
11	WHITTINGTON IV, Bert	g	1-7	1-7	0-0	0	1	1	1	3	0	1	0	0	25
01	WASHINGTON, DeVaugh	g	1-1	0-0	6-8	0	3	3	4	8	1	2	0	1	12
04	WALTHER, Bubba	g	3-8	3-8	0-0	0	1	1	4	9	4	0	0	2	26
12	VAN KEMPEN, Kenneth	g	1-2	0-0	0-0	0	1	1	1	2	0	0	0	0	9
15	HESTER, Allen	g	1-4	0-1	0-0	0	0	0	2	2	0	1	0	1	7
24	FREEMAN, Tommy	g	0-2	0-2	0-0	0	0	0	0	0	0	0	0	1	7
Team						0	2	2							
Totals			17-49	7-26	15-20	9	21	30	20	56	13	11	3	6	200
FG % 1st Half: 7-24		29.2%	2nd half: 10-25		40.0%	Game: 17-49		34.7%	Deadball						
3FG % 1st Half: 7-15		46.7%	2nd half: 5-16		31.3%	Game: 7-26		26.9%	Rebounds						3
FT % 1st Half: 5-6		83.3%	2nd half: 10-14		71.4%	Game: 15-20		75.0%							

Eastern Michigan 63 • 8-13 (4-5 MAC)

#	Player	Total	3-Ptr		Rebounds			PF	TP	A	TO	Blk	Stl	Min	
			FG-FGA	FG-FGA	FT-FTA	Off	Def								Tot
21	FARROW, Wendale	f	2-4	0-0	1-1	2	2	4	4	5	1	2	0	0	34
25	DOBBINS, Justin	f	2-2	0-0	3-6	1	2	3	5	7	2	0	1	1	25
03	MEDLOCK, Carlos	g	3-6	1-2	6-6	1	5	6	5	13	5	3	0	0	36
05	JONES, Tyler	g	1-4	0-2	2-2	1	4	5	0	4	1	1	0	0	19
23	BUNKLEY, Jesse	g	4-8	3-6	1-4	0	3	3	2	12	0	3	0	1	29
00	BANJANIN, Nenad	g	0-0	0-0	0-0	1	1	2	0	0	0	0	0	0	12
10	AXON, Jarred	g	6-16	6-14	0-0	0	0	0	1	18	2	0	0	0	23
15	COOPER, Will	g	0-0	0-0	0-0	0	0	0	0	0	0	0	0	0	1
20	GAY, Zane	g	1-3	0-1	1-2	1	0	1	0	3	0	1	0	0	7
32	LEWIS, Travis	g	0-1	0-1	1-2	0	2	2	0	1	1	2	0	1	14
Team						0	6	6							
Totals			19-44	10-26	15-23	7	25	32	17	63	12	13	1	3	200
FG % 1st Half: 10-23		43.5%	2nd half: 9-21		42.9%	Game: 19-44		43.2%	Deadball						
3FG % 1st Half: 6-16		37.5%	2nd half: 4-10		40.0%	Game: 10-26		38.5%	Rebounds						5
FT % 1st Half: 0-2		0.0%	2nd half: 15-21		71.4%	Game: 15-23		65.2%							

Officials: Mike Sanzere, Frank Spencer and Jerry Sauter

Technical fouls: Ohio-None. Eastern Michigan-None.

Attendance: 344

EMU #25 fouled out with 3:36 to play

EMU #03 fouled out with 00:44 to play

Score by periods	1st	2nd	Total
Ohio	21	35	56
Eastern Michigan	26	37	63

Last FG - Ohio 2nd-00:12, EMU 2nd-00:57.

Largest lead - Ohio None, EMU by 13 2nd-13:52.

	In	Off	2nd	Fast	Bench
Points	Paint	T/O	Chance	Break	
OHIO	29	9	10	6	21
EMU	14	11	6	3	22

Score tied - 2 times.
Lead changed - 0 times.

OHIO CRUISES IN WIN OVER NORTHERN ILLINOIS

DeKalb, Ill.—Ohio senior forward Leon Williams (Baltimore, Md.) recorded his 10th double-double of the season and his 37th overall to power the Bobcats' men's basketball team to a 73-55 win at Northern Illinois' Convocation Center Saturday afternoon. The performance was Williams' third straight double-double and fourth in his last six games.

Ohio improved to 15-6 overall and 6-2 in the Mid-American Conference with its fifth-straight win, while the Huskies dipped to 5-15 overall and 2-6 in the league.

Williams, the reigning MAC Player of the Week, hit on six of nine from the field and eight of 10 from the free throw line to register a game-high 20 points and 10 rebounds with an assist, a block and two steals in just 29 minutes. Junior forward Jerome Tillman (Beaver Creek, Ohio) had 17 points on 7-10 shooting from the field, while senior guard Bubba Walther (Cincinnati, Ohio) had 15 points and a game-high six assists with no turnovers in 34 minutes off the bench.

Ohio also got a stellar performance from freshman guard Tommy Freeman (Muncie, Ind.), who had nine points on 3-4 shooting from downtown. However, possibly his biggest contribution came on the defensive end where he took all four of the Bobcats' charges and keyed an Ohio defense that forced 17 NIU turnovers, which were promptly converted into 23 Ohio points. In all, the Bobcats' bench brigade outscored NIU's 31-11.

The Huskies were led by Sean Smith and Darion Anderson, who had 19 and 16 points, respectively, to go along with three assists each. Anderson also had a team-high eight boards, but NIU lost the overall battle on the glass 36-27.

After the Huskies snatched an early 4-0 lead, Ohio bounced back and took the lead for good on a Freeman 3-point seven minutes, 34 seconds into the game to pull ahead 12-10. After that, the Bobcats gradually increased the lead to 20 by halftime (40-20).

Much of Ohio's early success can be attributed to its hot-shooting first half, when it made 15-28 from field (53.6 percent) and 46.7 percent (7-15) from 3-point range

Ohio held its largest lead with 7:15 remaining in the game at 27 (62-35) on a layup by Tillman, but NIU did its best to claw back into the game by cutting the deficit to as little as 16.

With the win, the Bobcats pulled into a tie for first place in the MAC East after Toledo (7-13 overall, 4-4 MAC) defeated Kent State (17-5 overall, 6-2 MAC) earlier Saturday afternoon.

The Bobcats will be back in action at Eastern Michigan (7-12 overall, 3-4 MAC) Wednesday evening at 7 p.m.

OHIO SEES WINNING STREAK SNAPPED AT EMU

YPSILANTI, Mich.—Two streaks were snapped Wednesday as the Eastern Michigan men's basketball team snapped a three-game losing streak by topping Ohio 63-56 in the Convocation Center in Ypsilanti. The loss snapped Ohio's five-game winning streak and dropped its record to 15-7 overall and 6-3 in the Mid-American Conference. The Eagles improved to 8-13 and 4-5 in the league.

EMU placed three players in double-figures, led by 18 from Jarred Axon. Carlos Medlock also added 13 and Jesse Bunkley chipped in 12. Medlock also snared six rebounds (and five assists) to lead a balanced Eagle effort on the glass, which nipped the Bobcats overall on the glass 32-30. It was the first time in five games that Ohio had been outscored.

Seniors Leon Williams (Baltimore, Md.), Bubba Walther (Cincinnati, Ohio) and junior Justin Orr (Cincinnati, Ohio) all registered nine points. Williams, the MAC's leading rebounder, registered a game-high eight boards and three blocks, but was held to just two field goal attempts by EMU's suffocating defense. The game marked the first time under Tim O'Shea that the Bobcats failed to register a double-digit scorer.

Walther and junior Michael Allen (Detroit, Mich.) led Ohio with four assists apiece.

The Bobcats fell into an early hole when Bunkley put the Eagles up 5-2 on a 3-pointer just three minutes, 12 seconds into the game. Ohio battled back to tie the contest at 18 at the 3:51 mark on a dunk by junior Allen Hester (Oakland, Ca.), but EMU went on an 8-3 run to take a five-point (26-21) lead into halftime.

The Eagles made the game's deciding run in the opening minutes of the second half as they put together a 13-5 run over the half's first six minutes, eight seconds to build a 13-point margin (39-26) on a layup by Justin Dobbins. The Bobcats tried desperately to answer EMU but could pull no closer than six, as their attempts from the 3-point line failed to connect.

Both teams took 26 3-point attempts with EMU making 10 and the Bobcats connecting on seven. Both teams also made 15 free throws, but Ohio shot a slightly better percentage (75.0-65.2).

"It was one of those things you always worry about on the road," said Ohio head coach Tim O'Shea. "We were as cold shooting the ball as the weather was outside. We had some decent looks, but just couldn't put the ball in the basket."

Ohio will be back in action Saturday on Sibs Weekend as it hosts Western Michigan (13-9 overall, 7-2 MAC) at 2:30 p.m. The Broncos sit atop the MAC West, while the Bobcats now slip into a tie for second in the MAC East with Akron (16-6, 6-3 MAC), who WMU beat Wednesday 86-66.

2007-08 OHIO BASKETBALL MEDIA NOTES

Official Basketball Box Score -- GAME TOTALS -- FINAL STATISTICS

Western Michigan vs Ohio
2/9/2008 2:30 p.m. at Athens, Ohio (Convocation Center)

Western Michigan 54 • 13-10, 7-3 MAC

#	Player	Total		3-Ptr		Rebounds			PF	TP	A	TO	Blk	Stl	Min
		FG-FGA	FG-FGA	FT-FTA	Off	Def	Tot								
05	HERSHERBERGER, Andrew	f	0-2	0-0	0-0	2	3	5	3	0	0	0	0	0	20
42	REITZ, Joe	c	4-8	0-0	4-4	3	6	9	5	12	1	5	0	1	26
22	REDELL, Michael	g	0-1	0-1	0-0	0	1	1	3	0	0	4	0	0	19
23	KOOL, David	g	4-18	1-8	8-8	1	3	4	0	17	2	3	1	1	35
34	GARY, Shawntes	g	3-6	0-0	0-0	3	4	7	1	6	1	1	1	1	28
01	FRACALOSSO, Derek		3-5	2-4	2-2	0	1	1	1	10	0	1	0	0	16
04	DREWS, Derek		1-1	1-1	0-0	0	0	0	1	3	0	0	0	0	6
12	RICKS, Andre		1-7	0-3	0-0	0	2	2	2	2	1	0	0	1	26
21	McLEMORE, Martelle		1-3	0-1	0-0	1	1	2	2	2	0	0	0	0	11
33	LAWSON, Donald		1-2	0-0	0-0	2	1	3	4	2	0	0	0	0	13
	Team					1	0	1							
Totals			18-53	4-18	14-14	13	22	35	21	54	5	14	2	4	200
FG % 1st Half: 13-31 41.9%		2nd half: 5-22 22.7%		Game: 18-53 34.0%		Deadball		Rebounds							
3FG % 1st Half: 3-7 42.9%		2nd half: 1-11 9.1%		Game: 4-18 22.2%											
FT % 1st Half: 4-4 100.0%		2nd half: 10-10 100.0%		Game: 14-14 100.0%											

Ohio 57 • 16-7, 7-3 MAC

#	Player	Total		3-Ptr		Rebounds			PF	TP	A	TO	Blk	Stl	Min
		FG-FGA	FG-FGA	FT-FTA	Off	Def	Tot								
05	WILLIAMS, Leon	f	6-11	0-0	14-17	8	7	15	2	26	0	3	0	3	33
25	ORR, Justin	f	2-5	2-4	0-0	0	0	0	1	6	1	0	1	0	23
23	TILLMAN, Jerome	f	0-5	0-2	2-2	1	7	8	2	2	0	1	0	2	33
03	ALLEN, Michael	g	2-6	1-2	0-1	1	3	4	4	5	3	1	0	1	36
11	WHITTINGTON IV, Bert	g	1-3	0-2	2-2	0	1	1	1	4	0	1	0	1	17
01	WASHINGTON, DeVaugh		0-1	0-0	0-0	0	1	1	3	0	2	1	0	7	
04	WALTHER, Bubba		5-11	3-8	0-0	0	1	0	0	13	3	5	0	2	30
12	VAN KEMPEN, Kenneth		0-0	0-0	1-2	0	0	0	1	1	0	0	0	0	7
15	HESTER, Allen		0-1	0-1	0-0	0	0	0	1	0	0	0	1	0	7
24	FREEMAN, Tommy		0-1	0-1	0-1	0	0	0	0	0	2	0	0	0	7
	Team					1	3	4							
Totals			16-44	6-20	19-25	11	22	33	15	57	9	13	3	9	200
FG % 1st Half: 9-23 39.1%		2nd half: 7-21 33.3%		Game: 16-44 36.4%		Deadball		Rebounds							
3FG % 1st Half: 4-12 33.3%		2nd half: 2-8 25.0%		Game: 6-20 30.0%											
FT % 1st Half: 6-10 60.0%		2nd half: 13-15 86.7%		Game: 19-25 76.0%											

Officials: Lamont Simpson, Bret Wegenke, Dan Fouser
Technical fouls: Western Michigan-None, Ohio-None.
Attendance: 6884

Score by periods	1st	2nd	Total
Western Michigan	33	21	54
Ohio	28	29	57

Official Basketball Box Score -- GAME TOTALS -- FINAL STATISTICS

Ohio vs TOLEDO
02/13/08 7:00 p.m. at Savage Hall (Toledo, OH)

Ohio 52 • 16-8 (7-4 MAC)

#	Player	Total		3-Ptr		Rebounds			PF	TP	A	TO	Blk	Stl	Min
		FG-FGA	FG-FGA	FT-FTA	Off	Def	Tot								
05	WILLIAMS, Leon	f	2-7	0-0	2-2	1	7	8	5	6	0	4	0	0	28
25	ORR, Justin	f	2-2	0-0	2-4	0	1	1	2	6	1	3	0	0	20
23	TILLMAN, Jerome	f	3-7	1-2	0-0	0	4	4	4	7	0	4	0	0	28
03	ALLEN, Michael	g	1-4	0-1	2-2	0	3	3	4	4	5	3	0	1	29
11	WHITTINGTON IV, Bert	g	3-7	1-4	0-0	0	1	1	0	7	1	0	1	0	32
01	WASHINGTON, DeVaugh		0-0	0-0	0-0	0	0	0	1	0	0	0	1	0	7
04	WALTHER, Bubba		5-9	5-9	0-0	0	4	4	2	15	2	4	0	0	32
12	VAN KEMPEN, Kenneth		1-3	0-0	3-4	0	3	3	5	5	0	4	0	1	18
15	HESTER, Allen		1-2	0-0	0-0	0	1	1	1	2	1	1	0	4	14
24	FREEMAN, Tommy		0-0	0-0	0-0	0	0	0	1	2	0	1	0	0	11
	Team					1	0	1							
Totals			18-41	7-16	9-12	2	24	26	25	52	10	24	2	6	200
FG % 1st Half: 9-19 47.4%		2nd half: 9-22 40.9%		Game: 18-41 43.9%		Deadball		Rebounds							
3FG % 1st Half: 4-7 57.1%		2nd half: 3-9 33.3%		Game: 7-16 43.8%											
FT % 1st Half: 6-8 75.0%		2nd half: 3-4 75.0%		Game: 9-12 75.0%											

TOLEDO 54 • 8-15 (5-6 MAC)

#	Player	Total		3-Ptr		Rebounds			PF	TP	A	TO	Blk	Stl	Min
		FG-FGA	FG-FGA	FT-FTA	Off	Def	Tot								
21	YOUNG, Jerrah	f	4-5	0-0	5-7	4	2	6	4	13	1	3	1	1	29
04	AMOS, Jonathan	g	3-7	0-1	5-9	3	5	8	2	11	5	5	0	3	35
23	JOHNSON, Ridley	g	3-11	1-7	3-4	0	7	7	1	10	1	2	0	0	36
31	KENT, Tyrone	g	4-12	1-7	4-10	1	3	4	2	13	1	7	1	1	37
04	BYRD, Anthony	g	1-5	1-3	2-2	0	1	1	3	5	1	0	0	2	27
12	BINGHAM, Corey		0-2	0-2	0-0	0	2	2	1	0	0	2	1	1	18
33	LO, Mohammed		1-2	0-0	0-0	2	0	2	2	2	0	2	0	1	18
	Team					1	2	3							
Totals			16-44	3-20	19-32	11	22	33	15	54	9	21	3	9	200
FG % 1st Half: 5-18 27.8%		2nd half: 11-26 42.3%		Game: 16-44 36.4%		Deadball		Rebounds							
3FG % 1st Half: 4-7 57.1%		2nd half: 3-10 30.0%		Game: 3-20 15.0%											
FT % 1st Half: 6-8 75.0%		2nd half: 13-19 68.4%		Game: 19-32 59.4%											

Officials: Terry Wymmer, Sid Rodeheffer, James Ferrari
Technical fouls: Ohio-None, TOLEDO-None.
Attendance: 3576
Coach Stan Joplín's 200th career win!

Score by periods	1st	2nd	Total
Ohio	28	24	52
TOLEDO	16	38	54

WILLIAMS, OHIO SCORE COMEBACK WIN OVER BRONCOS

ATHENS, Ohio-Senior forward Leon Williams (Baltimore, Md.) scored the Ohio men's basketball squad's last seven points to help lift the Bobcats to a 57-54 victory over Western Michigan Saturday afternoon in the Convocation Center. Ohio improved to 16-7 overall and 7-3 in the Mid-American Conference, while the Broncos dipped to 13-10 overall and 7-3 in the league.

The Bobcats have won their last 10 home games dating back to last season.

Williams finished with 26 points, 15 rebounds and three steals, while senior guard Bubba Walther (Cincinnati, Ohio) had 13 points and three assists.

WMU was led by David Kool's 17 points, while Joe Reitz had 12 and Derek Fracalossi had 10. Reitz also had a team-high nine boards, while the Broncos beat the Bobcats on the glass 35-33. Eight of Kool's points came at the line to counteract a 4-18 effort from the floor.

Fourteen of Williams' points came at the free throw line (in 17 attempts), while Ohio made 19 of 25 attempts (76 percent) on the day. The Broncos went a perfect 14-for-14 from the line.

Neither team shot well from the floor as Ohio held a 36.4 percent (16-44) edge to a 34 percent edge (18-53).

The two teams played a close first half, with the Broncos stepping out to an eight point lead on a tip-in by Reitz 30 seconds before the half. WMU took a 33-28 advantage into the locker room.

The Bobcats battled back in the opening moments of the second half, but WMU again pushed the margin back to eight (42-34) on a layup by Reitz with 11:05 to go. Gradually, Ohio cut the margin down and tied the contest at 52 on a Williams jumper with three minutes to go.

After Williams' scoring put Ohio ahead 57-54 with 12 seconds to go, WMU had two cracks to tie the game but Kool missed his three with four seconds and Andre Ricks had his 3-pointer blocked by junior guard Allen Hester (Oakland, Ca.) at the buzzer.

The Bobcats will be back in action Wednesday at Toledo (7-14 overall, 4-5 MAC) at 7 p.m.

OHIO FALLS AT TOLEDO, 54-52

TOLEDO, Ohio-The Toledo men's basketball squad placed four players in double figures in a balanced attack as the Rockets defeated Ohio 54-52 Wednesday evening in Savage Hall. Toledo improved to 8-15 overall and 5-6 in the Mid-American Conference while Ohio dropped to 16-8 and 7-4 in the league.

Toledo coach Stan Joplín picked up his 200th career win with the victory.

Tyrone Kent and Jerrah Young led Toledo with 13 points apiece, while Jonathan Amos had 11 and Ridley Johnson had 10. Amos also had a decent floor game with eight rebounds, five assists and three steals.

Senior guard Bubba Walther (Cincinnati, Ohio) led Ohio with 15 points off the bench while senior forward Leon Williams (Baltimore, Md.) had eight rebounds. Junior guard Michael Allen (Detroit, Mich.) had a team-high five assists, while junior guard Allen Hester (Oakland, Ca.) had a game-high four steals.

Overall, the Rockets had 33 rebounds to just 26 for the Bobcats. Toledo held a significant edge in offensive boards (11-2) and free throws (19-32 to 9-12). The two squads struggled with ball-handling all night as they combined for 45 turnovers (24 Ohio, 21 Toledo). The Rockets' edge at the charity stripe made up for a lackluster evening from the 3-point arc (3-20, 15 percent).

The Bobcats were hounded by fouls throughout the game as Williams and sophomore center Kenneth van Kempen (Weert, Netherlands) fouled out before the 2:00 mark of the second half. Allen and junior forward Jerome Tillman (Beavercreek, Ohio) also finished with four.

Things started well for the Bobcats as they took their first lead of the contest (6-4) on a jumper by junior forward Justin Orr (Cincinnati, Ohio) less than four minutes into the contest. Ohio slowly grew the lead out to its largest margin of 12 by halftime (28-16).

The Rockets clawed back into the contest after that, buoyed by a 4-14 edge in fouls and a 19-4 edge in free throw attempts for the second half.

After Walther nailed a 3-pointer with 1:13 to go to give Ohio a 50-48 lead, junior guard Bert Whittington (Hankamer, Tx.) converted a layup with 41 seconds to go up by four.

Kent and Amos then dropped in a pair of baskets to pull the Rockets even at 52 with 26 seconds left and Toledo regained possession after another Ohio turnover. Kent then hit the game-winning free throws with eight seconds left after the Bobcats were whistled for another foul. The Bobcats missed a game-winning 3-point attempt with four seconds left and the Rockets escaped with the victory.

"This is a very tough loss, there's no question about it," said Ohio head coach Tim O'Shea. "We did make some plays down the stretch and were right there at the end but they've been very good at home."

The Bobcats will travel to Kent State (20-5 overall, 9-2 MAC) Saturday for a 3 p.m. contest.

2007-08 OHIO BASKETBALL MEDIA NOTES

Official Basketball Box Score -- GAME TOTALS -- FINAL STATISTICS Ohio vs Kent State 02/16/08 3:00 at Kent, Ohio - M.A.C. Center

Ohio 62 • 16-9, 7-5 MAC

##	Player	Total	3-Ptr			Rebounds			PF	TP	A	TO	Blk	Stl	Min
			FG-FGA	FG-FGA	FT-FTA	Off	Def	Tot							
05	WILLIAMS, Leon	f	4-5	0-0	5-7	2	10	12	2	13	1	2	0	0	33
33	TILLMAN, Jerome	f	4-7	1-3	2-4	3	4	7	2	11	0	4	0	2	35
03	ALLEN, Michael	g	0-3	0-0	0-0	0	1	1	2	0	6	4	0	32	
11	WHITTINGTON IV, Bert	g	1-6	1-3	1-2	0	2	2	5	4	2	2	0	19	
15	HESTER, Allen	g	4-10	2-5	2-4	0	1	1	1	12	4	2	0	25	
01	WASHINGTON, DeVaugh	g	0-1	0-0	0-0	0	0	0	2	0	0	0	0	5	
04	WALTHER, Bubba	g	7-11	5-7	3-4	0	4	4	3	22	2	3	0	31	
12	VAN KEMPEN, Kenneth	g	0-0	0-0	0-0	0	0	0	3	0	0	0	0	6	
24	FREEMAN, Tommy	g	0-0	0-0	0-0	0	0	0	1	0	1	0	0	4	
25	ORR, Justin	g	0-0	0-0	0-0	0	0	0	1	0	2	0	0	10	
Team						1	1	2							
Totals			20-43	9-18	13-21	6	23	29	22	62	16	19	0	5	200
FG % 1st Half:		9-20	45.0%	2nd half:		11-23	47.8%	Game:		20-43	46.5%	Deadball			
3FG % 1st Half:		3-6	50.0%	2nd half:		6-12	50.0%	Game:		9-18	50.0%	Rebounds		3	
FT % 1st Half:		4-8	50.0%	2nd half:		9-13	69.2%	Game:		13-21	61.9%				

Kent State 72 • 21-5, 10-2 MAC

##	Player	Total	3-Ptr			Rebounds			PF	TP	A	TO	Blk	Stl	Min
			FG-FGA	FG-FGA	FT-FTA	Off	Def	Tot							
01	QUAINTANCE, Haminn	f	5-6	0-0	2-3	1	5	6	2	12	3	0	0	1	32
21	SCOTT, Mike	f	3-6	1-2	2-4	0	2	2	2	9	2	3	0	1	34
02	SINGLETERY, Chris	g	5-9	1-4	5-6	0	3	3	4	16	4	3	1	32	
05	FISHER, Al	g	6-13	1-6	4-4	1	5	6	1	17	2	3	0	36	
11	MINCY, Jordan	g	2-2	1-1	0-1	0	0	0	4	5	3	2	0	24	
22	McKEE, Mike	g	1-3	1-3	0-0	0	1	1	1	3	1	0	0	10	
33	SHERMAN, Rodriguez	g	2-5	2-3	1-4	0	2	2	1	7	0	0	0	19	
34	SULLINGER, Julian	g	1-1	0-0	1-2	0	1	1	3	3	0	1	0	13	
Team						2	3	5							
Totals			25-45	7-19	15-24	4	22	26	18	72	15	12	1	8	200
FG % 1st Half:		12-25	48.0%	2nd half:		13-20	65.0%	Game:		25-45	55.6%	Deadball			
3FG % 1st Half:		3-11	27.3%	2nd half:		4-8	50.0%	Game:		7-19	36.8%	Rebounds		2	
FT % 1st Half:		5-11	45.5%	2nd half:		10-13	76.9%	Game:		15-24	62.5%				

Officials: Jerry Sauder, David Walker, Larry Sciotro
Technical fouls: Ohio-None, Kent State-None.
Attendance: 6130

Score by periods	1st	2nd	Total
Ohio	25	37	62
Kent State	32	40	72

Official Basketball Box Score -- GAME TOTALS -- FINAL STATISTICS Bowling Green vs Ohio 2/19/08 7 p.m. at Athens, Ohio (Convocation Center)

Bowling Green 48 • 11-14, 6-7 MAC

##	Player	Total	3-Ptr			Rebounds			PF	TP	A	TO	Blk	Stl	Min
			FG-FGA	FG-FGA	FT-FTA	Off	Def	Tot							
02	CLEMENTS, Darryl	f	2-9	1-6	0-0	1	2	3	2	5	1	2	0	0	30
20	MILLER, Nate	f	4-14	1-4	3-4	3	6	9	1	12	3	3	0	0	30
23	KNIGHT, Chris	f	1-3	0-0	0-0	1	5	6	3	2	0	4	0	26	
50	LARSON, Marc	c	0-2	0-0	0-0	1	0	1	3	0	0	0	1	15	
14	JAKUBOWSKI, Joe	g	4-8	4-6	0-0	0	4	4	0	12	1	3	0	28	
01	MOTEN, Brian	g	3-7	3-6	0-0	0	0	0	1	9	0	3	0	31	
12	SIMS, Ryan	g	2-2	2-2	1-2	0	0	0	0	7	1	2	0	10	
24	MADLOCK, Cameron	g	0-0	0-0	0-1	0	0	0	0	0	1	0	0	5	
32	KARAFFA, Matt	g	0-0	0-0	0-0	0	0	0	0	0	1	0	0	0	
45	POLK, Otis	g	0-0	0-0	1-2	0	1	1	4	1	4	0	0	21	
Team						4	3	7							
Totals			16-45	11-24	5-9	10	21	31	14	48	8	19	6	2	200
FG % 1st Half:		8-24	33.3%	2nd half:		8-21	38.1%	Game:		16-45	35.6%	Deadball			
3FG % 1st Half:		5-11	45.5%	2nd half:		6-13	46.2%	Game:		11-24	45.8%	Rebounds		2	
FT % 1st Half:		1-2	50.0%	2nd half:		4-7	57.1%	Game:		5-9	55.6%				

Ohio 69 • 17-9, 8-5 MAC

##	Player	Total	3-Ptr			Rebounds			PF	TP	A	TO	Blk	Stl	Min
			FG-FGA	FG-FGA	FT-FTA	Off	Def	Tot							
05	WILLIAMS, Leon	f	2-5	0-0	1-2	1	2	3	2	5	0	0	2	1	27
25	ORR, Justin	f	2-6	0-3	0-0	0	1	1	0	4	2	1	0	1	22
33	TILLMAN, Jerome	f	6-12	1-3	1-2	5	3	8	1	14	0	1	1	27	
03	ALLEN, Michael	g	1-1	0-0	0-0	1	2	3	0	2	3	3	0	19	
15	HESTER, Allen	g	4-11	1-5	3-4	1	4	5	0	12	2	1	0	20	
01	WASHINGTON, DeVaugh	g	1-3	0-0	1-2	1	0	1	4	3	0	1	0	13	
04	WALTHER, Bubba	g	4-8	2-5	0-0	1	2	3	2	10	2	1	0	26	
11	WHITTINGTON IV, Bert	g	3-6	3-5	0-0	0	0	0	0	9	1	0	0	12	
12	HESTER, Allen	g	2-3	0-0	3-4	2	4	6	2	7	1	0	0	13	
13	VROMAN, Andrew	g	0-0	0-0	0-0	0	0	0	0	0	1	0	0	1	
24	FREEMAN, Tommy	g	0-1	0-0	0-0	0	0	0	0	0	2	1	0	13	
44	SAYLES, Asown	g	1-3	1-1	0-1	2	1	3	1	3	3	0	0	1	7
Team						3	2	5							
Totals			26-59	8-22	9-15	17	21	38	12	69	17	9	4	13	200
FG % 1st Half:		9-29	31.0%	2nd half:		17-30	56.7%	Game:		26-59	44.1%	Deadball			
3FG % 1st Half:		2-13	15.4%	2nd half:		6-9	66.7%	Game:		8-22	36.4%	Rebounds		1	
FT % 1st Half:		2-2	100.0%	2nd half:		7-13	53.8%	Game:		9-15	60.0%				

Officials: Terry Wymer, Mike Roberts, Bo Boroski
Technical fouls: Bowling Green-None, Ohio-None.
Attendance: 3486

Score by periods	1st	2nd	Total
Bowling Green	22	26	48
Ohio	22	47	69

GOLDEN FLASHES HOLD OFF OHIO, 72-62

KENT, Ohio-Al Fisher and Chris Singletary scored 17 and 16 points, respectively, to lead the Kent State men's basketball team to a 72-62 win over visiting Ohio Saturday afternoon in the Memorial Athletic and Convocation Center. The win lifted the Golden Flashes to a 21-5 overall mark with a 10-2 record in the Mid-American Conference, while the Bobcats slipped to 16-9 overall and 7-5 in the league.

KSU's Haminn Quaintance added 12 points and shared team-high rebounding honors with Fisher at six. Singletary also had the best floor game for the Golden Flashes with four assists and three steals.

Senior guard Bubba Walther (Cincinnati, Ohio) led the Bobcats with a game-high 22 points on 7-11 shooting (5-7 on 3-pointers). Senior forward Leon Williams (Baltimore, Md.) registered his 39th career double-double with 13 points and 12 rebounds, while junior guard Allen Hester (Oakland, Ca.) had 12 points and junior forward Jerome Tillman (Beaver Creek, Ohio) added 11. Junior guard Michael Allen (Detroit, Mich.) had a game-high six assists.

The Bobcats were plagued by turnovers once again as they committed 19 miscues to just 12 for the Golden Flashes, but stayed in the game by shooting a torrid .500 clip from the 3-point arc (9-18). Neither team had a lot of success at the free throw line as Kent State made just 62.5 percent (15-24) while the Bobcats connected on 61.9 percent (13-21).

For the game, the Golden Flashes were in rhythm most of the afternoon from the floor, making 55.6 percent (25-45), to Ohio's respectable 47.6 percent (20-43).

Ohio held a 29-26 edge on the glass.

The Golden Flashes got out early on a 7-0 run to start the game, but Walther keyed a Bobcat rally to knot the game at eight on a pair of early 3-pointers. Kent State showed some muscle again, however, and pushed its lead back to 12 with a 20-8 run to take a 28-16 lead on a Julian Sullinger free throw with 4:44 to go in half. However, the Bobcats battled back once again and closed the lead to seven (32-25) by the break on a Tillman layup right before the horn.

Kent State tried to put the game away with another spurt out of the locker room in the second half when it went up by nine (46-37) on a dunk by Singletary at the 13:26 mark. Ohio showed its resiliency though and drew to what would be its closest deficit with a 7-0 run that brought the Bobcats within two on another Tillman layup with 9:59 to go. However, the Bobcats missed their next three shots and turned it over once more and could never recover as the Golden Flashes hit seven of their last eight shots from the field.

"I really thought Kent State played very well today on their home court," said head coach Tim O'Shea. "We got back to playing the way we wanted on the second half and got Tillman going more. The schedule is now favorable for us with four of our last five games in the Convo. Bowling Green is a very, very important game for us on Tuesday and hopefully we get a lot of people in the building."

The Bobcats now sit in third in the MAC East, behind KSU and Akron (18-7 overall, 8-4 MAC). Ohio will be back in action Tuesday at 7 p.m. against Bowling Green (11-13 overall, 6-6 MAC).

OHIO POUNDS BOWLING GREEN, 69-48

ATHENS, Ohio-Junior forward Jerome Tillman (Beaver Creek, Ohio) posted a team-high 14 points and eight rebounds to lead the Ohio men's basketball team to a 69-48 win over visiting Bowling Green Tuesday in the Convocation Center. The Bobcats improved to 17-9 overall and 8-5 in the Mid-American Conference, while the Falcons dropped to 11-14 overall and 6-7 in the league.

The win was Ohio's 11th straight home win dating back to last season.

Junior guard Allen Hester (Oakland, Ca.) also put up 12 points, while senior guard Bubba Walther (Cincinnati, Ohio) notched 10. Junior guard Michael Allen (Detroit, Mich.) and sophomore forward Asown Sayles (McKeesport, Pa.) had three assists to go along with Allen's three steals.

BGSU was led by Nate Miller and Joe Jakubowski who had 12 points apiece, while Miller also posted nine boards and three steals. Otis Polk also proved to be a force on the inside and he posted three of his four blocks in the first half.

Ohio won the battle of the boards 38-31 and forced 19 BGSU turnovers which became 22 Bobcat points. Most of those Falcon turnovers resulted in 13 Ohio steals and helped fuel the Bobcats' 17 assists on 26 field goals. The Bobcats also held a dominating 18-4 edge on points in the paint and posted a 20-point advantage (27-7) on bench points.

Eleven of the Falcons' 16 field goals came via the 3-pointer, while the Bobcats went 8-22 (36.4 percent) from long range.

The beginning of the game told a much different story as BGSU raced out to an eight-point lead (15-7) on a 3-pointer by Jakubowski with 10:38 to go in the half. However, the Bobcats came right back with an 11-0 run over the next four minutes, 27 seconds to take an 18-15 advantage on a free throw by Hester at the 6:11 mark. The two teams fought to a 22-22 draw by the half.

The Falcons then hit a fatal cold spell at the outset of the second half, connecting on just two of their first 13 field goal attempts. By the time Brian Moten's 3-pointer went down at the 7:09 mark, BGSU found itself in a 49-32 hole that it would prove insurmountable. The Bobcats increased the lead to as many as 24 points on two occasions, the last time coming on a thunderous one-handed windmill fastbreak dunk by freshman forward DeVaughn Washington (Virginia Beach, Va.) with 22 seconds remaining.

The Bobcats also secured a 16-7 edge on second chance points, due in large part to a 17-10 edge in offensive rebounds.

Ohio remains in third place in the MAC East despite the win, one game behind Akron (19-7, 9-4 MAC). The Zips picked up a 56-52 win at Miami (13-12, 7-6 MAC) Tuesday night.

The Bobcats will be back in action Saturday afternoon at 1 p.m. (ESPN2) against George Mason in the BracketBuster matchup. GMU is currently in second place in the Colonial Athletic Association with an 18-8 mark and a 10-5 league record.

2007-08 OHIO BASKETBALL MEDIA NOTES

Official Basketball Box Score -- GAME TOTALS -- FINAL STATISTICS

George Mason vs Ohio
2/23/08 1 p.m. at Athens, Ohio (Convocation Center)

George Mason 57 • 19-9

#	Player	Total		3-Ptr		Rebounds			PF	TP	A	TO	Blk	Stl	Min	
		FG-FGA	FG-FGA	FG-FGA	FT-FTA	Off	Def	Tot								
33	Birdsong, Louis	f	3-6	0-0	0-0	2	3	5	2	6	1	1	2	2	31	
34	Thomas, Will	f	3-6	0-0	3-5	1	8	9	3	9	0	1	0	0	38	
42	Campbell, Folarin	f	5-13	3-7	5-10	0	7	7	5	18	5	5	1	2	36	
01	Smith, Dre	g	2-5	2-5	0-0	0	2	2	2	6	2	2	0	0	22	
23	Vaughan, John	g	4-9	1-4	3-3	2	0	2	2	12	1	4	0	0	37	
02	Carter, Jordan		0-1	0-1	0-0	0	1	1	1	0	1	1	0	0	4	
20	Long, Cam		2-4	0-2	2-2	0	1	1	0	6	2	1	0	1	22	
25	Tate, Isaiah		0-0	0-0	0-0	0	0	0	0	0	0	0	0	0	1	
40	Fleming, Chris		0-0	0-0	0-0	0	0	0	1	0	0	0	0	0	4	
41	Moldoveanu, Vlad		0-0	0-0	0-0	0	2	2	2	0	1	0	0	0	5	
	Team					1	1	2								
	Totals		19-44	6-19	13-20	6	25	31	18	57	12	16	3	5	200	
	FG % 1st Half:	12-19	63.2%	2nd half:	7-25	28.0%	Game:	19-44	43.2%							Deadball
	3FG % 1st Half:	3-6	50.0%	2nd half:	3-13	23.1%	Game:	6-19	31.6%							Rebounds
	FT % 1st Half:	5-8	62.5%	2nd half:	8-12	66.7%	Game:	13-20	65.0%							1

Ohio 69 • 18-9

#	Player	Total		3-Ptr		Rebounds			PF	TP	A	TO	Blk	Stl	Min	
		FG-FGA	FG-FGA	FG-FGA	FT-FTA	Off	Def	Tot								
05	WILLIAMS, Leon	f	7-13	1-1	1-2	3	8	11	3	16	3	3	1	0	36	
25	ORR, Justin	f	0-3	0-2	0-0	0	2	2	3	0	1	2	0	0	16	
33	TILLMAN, Jerome	f	4-10	0-1	2-2	1	4	5	2	10	2	1	0	1	37	
03	ALLEN, Michael	g	2-4	0-0	4-6	1	3	4	1	8	4	1	0	0	32	
15	HESTER, Allen	g	0-3	0-3	0-0	1	1	2	2	0	2	0	0	1	14	
01	WASHINGTON, DeVaugh		0-0	0-0	0-0	0	0	0	0	0	0	0	0	0	2	
04	WALTHER, Bubba		7-14	5-11	2-2	0	2	2	1	21	3	2	0	5	33	
11	WHITTINGTON IV, Bert		4-8	1-4	3-5	1	3	4	1	12	3	0	0	2	22	
12	VAN KEMPEN, Kenneth		0-1	0-0	0-0	0	0	0	2	0	0	0	0	4		
24	FREEMAN, Tommy		1-2	0-1	0-0	0	0	0	0	2	0	0	0	4		
	Team					6	2	8			1					
	Totals		25-58	7-23	12-17	13	25	38	15	69	18	10	1	9	200	
	FG % 1st Half:	8-29	27.6%	2nd half:	17-29	58.6%	Game:	25-58	43.1%							Deadball
	3FG % 1st Half:	1-10	10.0%	2nd half:	6-13	46.2%	Game:	7-23	30.4%							Rebounds
	FT % 1st Half:	2-3	66.7%	2nd half:	10-14	71.4%	Game:	12-17	70.6%							0

Officials: Jim Bruno, Gary Prager, Jose Carrion

Technical fouls: George Mason-None, Ohio-None.

Attendance: 7439

Ohio's 20th consecutive non-conference home win

Score by periods	1st	2nd	Total
George Mason	32	25	57
Ohio	19	50	69

WILLIAMS, OHIO SCORE COMEBACK WIN OVER BRONCOS

ATHENS, Ohio-In the 500th Ohio men's basketball game played inside the Convocation Center, the Bobcats pulled out a stunning victory, scoring 50 points in the second half to rally to a 69-57 victory against George Mason on ESPN Bracketbuster Saturday.

In the first half, the Bobcats shot just 27% from the field, but in the second half they couldn't be stopped. Even Leon Williams made his first ever attempted 3-pointer.

Down 32-19 at the break, the Bobcats stormed out of the locker room and cut the Patriots' lead to just two points, 33-31, with 15:01 left to play. George Mason pushed the lead back up but the Bobcats earned their first lead of the game, 41-40, on a Bert Whittington IV (Hankamer, Texas) fast break lay-up with 10:45 left to play.

GMU pushed ahead again but Bubba Walther (Cincinnati, Ohio) put the Bobcats ahead for good, 49-48, on a jumper with 5:31 left to play.

The play of the game came with 2:26 on the clock. Williams (Baltimore, Md.), who had never attempted a 3-point field goal in his more than three years with the Bobcats, took the ball on an inbounds pass with just a few seconds remaining on the shot clock and, while heavily covered, launched the ball from the right wing and hit nothing but net. The referees needed a few minutes to review the shot to see if Williams had both feet behind the line, but they ruled in his favor and awarded him his first ever three-point basket.

Ohio iced the come-from-behind victory with Walther, Whittington and Michael Allen (Detroit, Mich.) combining to hit seven of their last eight free-throw attempts to end the game.

Walther finished as the contest's leading scorer with 21 points on 7-of-14 shooting from the floor, 5-of-11 from beyond the arc, while Williams recorded the 40th double-double of his career by tallying 16 points and a game-high 11 rebounds.

Also scoring in double-digits for the Bobcats were Whittington IV with 12 and Jerome Tillman (Beavercreek, Ohio) with 10.

For George Mason, guard Folarin Campbell led the team with 18 points on 5-of-13 shooting and guard John Vaughan tallied 12 points. They were the only two Patriots in double-figures.

Will Thomas, a common high school opponent of Williams while playing in Baltimore and GMU's leading scorer averaging 16.5 points per game, took just six total shots, making three. Thomas finished the afternoon with nine points and nine boards.

The Patriots shot 63% from the field in the first half but hit on just 7-of-25 field goal attempts in the second half and scored only 25 points in the second half, compared to 50 from the Bobcats.

It was the 14th game this season the Bobcats held an opponent under 60 points.

Ohio improved its record to 18-9 overall with the non-conference ESPN Bracketbuster victory, while George Mason fell to 19-9.

In 500 games in the Convocation Center, the Bobcats hold an all-time mark of 381-119 and remain perfect at home this season (11-0). The Cats also boast a 20 game winning-streak in non-conference home games.

Ohio will get back into MAC action next weekend when the Bobcats play Miami in Oxford, Ohio. The Bobcats defeated the Redhawks 72-63 in The Convo in just their second conference game of the season.

Official Basketball Box Score -- GAME TOTALS -- FINAL STATISTICS

Ohio vs MIAMI
03/01/08 7:30 PM ET at Millett Hall, Oxford, Ohio

Ohio 49 • 18-10 (8-6 MAC)

#	Player	Total		3-Ptr		Rebounds			PF	TP	A	TO	Blk	Stl	Min	
		FG-FGA	FG-FGA	FG-FGA	FT-FTA	Off	Def	Tot								
05	WILLIAMS, Leon	f	4-8	0-0	5-6	5	5	10	4	13	0	2	0	0	27	
25	ORR, Justin	f	1-7	0-3	0-0	4	0	4	1	2	0	1	0	1	14	
33	TILLMAN, Jerome	f	2-6	0-1	2-2	5	4	9	0	6	2	4	0	1	29	
03	ALLEN, Michael	g	2-4	1-1	2-2	0	0	0	4	7	3	2	1	1	32	
15	HESTER, Allen	g	0-6	0-5	0-2	1	2	3	2	0	2	0	0	1	14	
01	WASHINGTON, DeVaugh		0-1	0-0	1-2	0	2	2	1	0	0	0	0	0	13	
04	WALTHER, Bubba		2-10	1-6	0-0	0	1	1	1	5	2	3	0	1	30	
11	WHITTINGTON IV, Bert		3-13	3-6	2-2	2	0	2	3	11	0	2	0	3	23	
12	VAN KEMPEN, Kenneth		1-3	0-0	2-2	1	1	2	2	4	0	0	0	0	11	
24	FREEMAN, Tommy		0-3	0-3	0-0	1	0	1	2	0	1	0	0	0	6	
44	SAYLES, Asown		0-0	0-0	0-0	0	1	1	1	0	0	0	0	0	1	
	Team					2	0	2								
	Totals		15-61	5-25	14-18	21	16	37	22	49	8	16	1	8	200	
	FG % 1st Half:	6-31	19.4%	2nd half:	9-30	30.0%	Game:	15-61	24.6%							Deadball
	3FG % 1st Half:	2-13	15.4%	2nd half:	3-12	25.0%	Game:	5-25	20.0%							Rebounds
	FT % 1st Half:	0-2	0.0%	2nd half:	14-16	87.5%	Game:	14-18	77.8%							2

MIAMI 73 • 14-13 (8-6 MAC)

#	Player	Total		3-Ptr		Rebounds			PF	TP	A	TO	Blk	Stl	Min	
		FG-FGA	FG-FGA	FG-FGA	FT-FTA	Off	Def	Tot								
24	BRAMOS, Michael	f	9-15	5-9	8-9	0	4	4	1	31	1	2	2	3	28	
50	POLLITZ, Tim	f	4-7	0-0	2-3	1	1	2	1	10	3	4	0	4	36	
02	DIERKERS, Tyler	c	2-3	0-0	2-2	3	6	9	2	6	1	1	0	2	29	
03	HAYES, Kenny	g	2-5	0-2	8-9	1	2	3	2	12	1	5	1	0	30	
01	POLLITZ, Eric	g	2-4	0-0	0-2	1	8	9	4	4	1	1	0	0	23	
21	HADDIX, Rodney		0-0	0-0	0-0	0	2	2	0	0	1	0	0	0	1	
04	MOOSMANN, Alex		0-0	0-0	0-0	0	0	0	2	0	0	0	0	0	17	
05	RICHBURG, Carl		1-3	0-2	0-1	0	1	1	1	2	1	4	1	0	13	
10	CARSON, Isiah		0-0	0-0	0-0	0	0	0	0	0	0	0	0	0	1	
11	MOCK, Sean		1-1	0-0	0-0	0	0	0	0	2	0	0	0	0	1	
20	WINBUSH, Nick		1-2	0-1	1-2	0	2	2	2	3	1	1	1	1	10	
22	MCCOMBS, Dwight		1-1	0-0	1-2	1	0	1	3	3	0	0	0	0	6	
41	FLETCHER, Adam		0-0	0-0	0-0	0	1	1	3	0	0	0	0	0	5	
	Team					1	0	1								
	Totals		23-41	5-14	22-30	8	27	35	21	73	10	18	5	10	200	
	FG % 1st Half:	13-23	56.5%	2nd half:	10-18	55.6%	Game:	23-41	56.1%							Deadball
	3FG % 1st Half:	4-8	50.0%	2nd half:	1-6	16.7%	Game:	5-14	35.7%							Rebounds
	FT % 1st Half:	7-10	70.0%	2nd half:	15-20	75.0%	Game:	22-30	73.3%							2

Officials: Glenn Mayborg, Mike Sanzere, Frank Spencer

Technical fouls: Ohio-None, MIAMI-None.

Attendance: 3535

Score by periods	1st	2nd	Total
Ohio	14	35	49
MIAMI	37	36	73

OHIO HUMLED BY MIAMI, 73-49

ATHENS, Ohio-The Ohio men's basketball squad ran into a tough Miami squad Saturday evening as the RedHawks cruised to a 73-49 win over the Bobcats at Millett Hall. Miami improved to 14-13 overall and pulled into a tie with Ohio at 8-6 in the Mid-American Conference. The Bobcats dipped to 18-10 overall.

Michael Bramos led Miami with 31 points, while Kenny Hayes had 12 and Tim Pollitz had 10. Tyler Dierkers and Eric Pollitz had a team-high nine rebounds, but Miami lost the overall rebounding battle to the Bobcats by a 37-35 margin. Tim Pollitz had the best floor game for the victors with three assists and four steals.

Senior forward Leon Williams (Baltimore, Md.) powered the Bobcats with his 41st career double-double (13 points, 10 rebounds). Junior guard Bert Whittington IV (Hankamer, Tx.) also chipped in 11 points and three steals. Junior guard Michael Allen (Detroit, Mich.), who entered the day as the MAC's leader in assists per game, had three assists.

Ohio was dogged by an ice-cold shooting touch and finished with a 24.6 percent (15-61) clip from the field. Conversely, the RedHawks hit on 56.1 percent (23-41).

The 49 points scored by the Bobcats matched a season-low (Jan. 5 at Bowling Green).

Ohio did lead very early in the contest on a tip-in by junior forward Jerome Tillman (Beavercreek, Ohio) to go up 4-3 just one minute, 53 seconds into the game. However, Bramos responded with a 3-pointer just six seconds later to give the RedHawks a lead they would never come close to relinquishing.

Miami took a 37-14 lead into the locker room. The 14 Bobcat points represents the fewest points in a half under head coach Tim O'Shea.

The lead swelled to as many as 29 (47-18) on a layup by Hayes with 14:52 remaining. Ohio only got as close as 16 (63-47)

2007-08 OHIO BASKETBALL MEDIA NOTES

Official Basketball Box Score -- GAME TOTALS -- FINAL STATISTICS

Akron vs Ohio
3/4/08 7 p.m. at Athens, Ohio (Convocation Center)

Akron 80 • 21-8, 11-4 MAC

#	Player	FG	F-GA	3-PT	FT	FT-FTA	Rebounds			PF	TP	A	TO	Blk	Stl	Min
							Off	Def	Tot							
21	WOOD, Jeremiah	f	8-8	0-0	3-6	0	4	4	3	19	5	1	0	0	31	
30	McKNIGHT, Chris	f	5-5	2-2	1-2	0	3	3	3	13	0	2	0	0	22	
33	LINHART, Nate	f	3-7	2-4	0-0	1	4	5	5	8	2	2	0	2	27	
01	MIDDLETON, Cedrick	g	6-12	5-9	2-2	0	0	1	19	3	0	0	2	30		
11	DIALS, Nick	g	3-7	1-4	4-4	0	0	3	11	6	3	0	1	35		
02	MILUM, Quade	g	2-3	0-1	0-0	0	0	0	0	4	0	0	0	14		
04	McNEES, Steve	g	0-2	0-2	0-0	0	1	1	0	0	3	0	1	12		
12	ROBERTS, Darryl	g	0-1	0-1	2-2	0	1	1	1	2	2	0	0	13		
23	McKNIGHT, Brett	g	0-0	0-0	0-0	0	0	0	2	0	0	0	0	3		
32	CONYERS, Jimmy	g	1-1	0-0	0-0	0	0	0	1	2	0	0	0	2		
54	BARDO, Mike	g	1-2	0-0	0-0	0	0	0	4	2	0	0	0	11		
Team						1	2	3			1					
Totals			29-48	10-23	12-16	2	15	17	23	80	21	9	1	6	200	

FG % 1st Half:	15-26	57.7%	2nd half:	14-22	63.6%	Game:	29-48	60.4%	Deadball Rebounds	1
3FG % 1st Half:	5-13	38.5%	2nd half:	5-10	50.0%	Game:	10-23	43.5%		
FT % 1st Half:	2-2	100.0%	2nd half:	10-14	71.4%	Game:	12-16	75.0%		

Ohio 77 • 18-11, 8-7 MAC

#	Player	FG	F-GA	3-PT	FT	FT-FTA	Rebounds			PF	TP	A	TO	Blk	Stl	Min
							Off	Def	Tot							
05	WILLIAMS, Leon	f	6-8	0-0	11-15	1	2	3	4	23	1	1	1	1	29	
25	ORR, Justin	f	2-7	1-3	0-1	1	1	2	3	5	1	0	0	0	17	
33	TILLMAN, Jerome	f	4-8	1-2	9-10	4	5	9	3	18	0	3	0	2	36	
03	ALLEN, Michael	g	1-4	0-3	0-0	1	1	2	4	2	5	3	1	2	39	
15	HESTER, Allen	g	0-1	0-0	0-0	0	0	0	0	0	1	1	0	0	6	
01	WASHINGTON, DeVaugh	g	0-0	0-0	0-2	0	4	4	2	0	0	0	0	0	6	
04	WALTHER, Bubba	g	7-12	4-8	4-4	2	1	3	1	22	4	0	0	2	32	
11	WHITTINGTON IV, Bert	g	2-5	1-3	2-2	0	2	2	0	7	1	2	0	1	25	
12	VAN KEMPEN, Kenneth	g	0-2	0-0	0-0	1	1	2	2	0	0	0	0	0	9	
24	FREEMAN, Tommy	g	0-0	0-0	0-0	0	1	1	0	0	1	0	0	0	1	
Team						3	2	5								
Totals			22-47	7-19	26-34	13	20	33	19	77	13	11	2	8	200	

FG % 1st Half:	10-22	45.5%	2nd half:	12-25	48.0%	Game:	22-47	46.8%	Deadball Rebounds	5
3FG % 1st Half:	2-8	25.0%	2nd half:	5-11	45.5%	Game:	7-19	36.8%		
FT % 1st Half:	9-15	60.0%	2nd half:	17-19	89.5%	Game:	26-34	76.5%		

Officials: J.D. Collins, Bret Wegenke, Todd Williams
Technical fouls: Akron-None, Ohio-None.
Attendance: 3211

Score by periods	1st	2nd	Total
Akron	37	43	80
Ohio	31	46	77

HOT SHOOTING HELPS AKRON SNAP BOBCAT STREAK

ATHENS, Ohio—The Akron men's basketball squad shot a torrid 60.4 percent Tuesday to snap Ohio's 12-game home winning streak in an 80-77 Zip victory in the Convocation Center. Akron improved to 21-8 overall and 11-4 in the Mid-American Conference, while Ohio dipped to 18-11 and 8-7 in the league.

The Zips were led by 19 points apiece from Jeremiah Wood and Cedrick Middleton. Chris McKnight (13) and Nick Dials (11) also posted double-digits, while Nate Linhart had a team-high five rebounds. Dials, the league's leader in assist-to-turnover ratio, had six assists, while Wood had five to go with an 8-8 shooting effort from the floor.

The Bobcats were led by 23 points from senior forward Leon Williams (Baltimore, Md.) who hit six of eight shots from the floor and 11 of 15 from the free throw line. Senior guard Bubba Walther (Cincinnati, Ohio) led the Bobcat bench brigade with 22 points and four assists, while junior forward Jerome Tillman (Beavercreek, Ohio) had 18 points and a team-high nine rebounds. Junior guard Michael Allen (Detroit, Mich.) had five assists.

Ohio fell despite holding a 33-17 rebounding edge and 34-16 margin in free throw attempts (26 makes compared to Akron's 12).

A combined 42 fouls (Akron 23, Ohio 19) were called in the game and clearly had an effect on Williams, a candidate for MAC Player of the Year, who picked up his fourth with 12 minutes remaining.

A number of Akron's points came were set up effectively as 21 of the Zips' 29 field goals came via assists. The Bobcats did, however, have success elsewhere on the floor as they held a 12-0 advantage on second chance points and a 29-10 edge on bench points.

Ohio battled Akron early as the Zips took their first lead (15-13) on a 3-pointer by Middleton six minutes, 52 seconds into the contest. After a Williams layup, Akron wrestled the lead for good on a dunk by Linhart with 10:48 remaining in the first half. The Zips kept the Bobcats at bay the rest of the half and took a six-point lead (37-31) into the locker room.

Try as they might, the Bobcats simply couldn't thwart the hot-shooting Zips as Akron claimed its largest lead of 11 points (51-40) on a layup by Quade Milum at the 13:50 mark. However, Ohio came right back with an 11-2 run over the next three minutes, 15 seconds to pull to within two (53-51) on a 3-pointer by Walther at the 10:35 mark. After that, Ohio could only get as close as three as Akron made all four free throws over the final minute, 35 seconds.

The Bobcats are now embroiled in a three-way tie for fourth with Miami (14-14 overall, 8-7 MAC) and Central Michigan (13-15 overall, 8-7 MAC). The top four teams receive a bye in next week's MAC Tournament in Cleveland, Ohio. Ohio split two meetings with the RedHawks and defeated the Chippewas 62-47 on Jan. 29 in the Convo.

Ohio will celebrate its Senior Day Sunday at 2 p.m. against Buffalo (10-18 overall, 3-12 MAC) in the Convo. One of Ohio's two MAC road wins came against those same Bulls in a 68-59 win on Jan. 23.

Official Basketball Box Score -- GAME TOTALS -- FINAL STATISTICS

Buffalo vs Ohio
3/9/08 2 p.m. at Athens, Ohio (Convocation Center)

Buffalo 80 • 10-19, 3-13 MAC

#	Player	FG	F-GA	3-PT	FT	FT-FTA	Rebounds			PF	TP	A	TO	Blk	Stl	Min
							Off	Def	Tot							
32	ALSTON, Jawaan	f	2-3	0-0	0-1	2	2	4	4	4	2	1	0	1	18	
34	GAMBLE, Greg	f	3-5	0-0	3-5	2	3	5	2	9	3	2	0	1	22	
35	ADDISON, Brian	f	0-0	0-0	1-2	0	1	1	2	1	0	0	0	1	11	
01	ROBINSON, Andy	g	8-22	3-12	4-5	1	2	3	2	23	2	1	0	3	33	
02	MULKEY, Byron	g	3-9	1-2	0-0	2	1	3	1	7	4	3	0	1	24	
03	SMILEY, Sean	g	2-4	1-2	0-0	0	1	1	0	5	0	1	0	0	7	
12	PIERCE, Rodney	g	2-4	2-2	2-4	0	0	0	0	8	2	0	0	1	18	
22	BOYER, John	g	2-6	1-4	0-0	1	3	4	0	5	3	1	0	1	16	
25	BETTS, Calvin	g	2-6	0-0	2-2	2	2	4	5	6	0	0	0	1	23	
33	LALEYE, Kambi	g	0-0	0-0	0-0	0	0	0	3	0	0	1	0	0	6	
40	BOUDREAU, Max	g	4-9	0-0	4-4	4	2	6	2	12	0	1	1	1	22	
Team						3	0	3								
Totals			28-68	8-22	16-23	17	17	34	21	80	16	11	1	11	200	

FG % 1st Half:	14-37	37.8%	2nd half:	14-31	45.2%	Game:	28-68	41.2%	Deadball Rebounds	4
3FG % 1st Half:	5-12	41.7%	2nd half:	3-10	30.0%	Game:	8-22	36.4%		
FT % 1st Half:	11-13	84.6%	2nd half:	5-10	50.0%	Game:	16-23	69.6%		

Ohio 94 • 19-11, 9-7 MAC

#	Player	FG	F-GA	3-PT	FT	FT-FTA	Rebounds			PF	TP	A	TO	Blk	Stl	Min
							Off	Def	Tot							
05	WILLIAMS, Leon	f	10-11	0-0	10-11	2	5	7	3	30	1	3	1	2	33	
33	TILLMAN, Jerome	f	8-12	1-1	8-10	2	8	10	5	25	1	1	3	2	29	
03	ALLEN, Michael	g	3-7	0-2	2-3	1	1	2	4	8	8	4	0	0	37	
04	WALTHER, Bubba	g	6-10	5-9	0-0	0	1	1	1	17	7	1	0	1	32	
24	FREEMAN, Tommy	g	2-2	2-2	0-0	0	0	0	1	6	0	1	0	0	13	
01	WASHINGTON, DeVaugh	g	0-0	0-0	0-0	0	1	1	4	0	0	1	0	0	8	
11	WHITTINGTON IV, Bert	g	1-3	1-3	0-0	1	3	4	0	3	5	5	0	2	24	
12	VAN KEMPEN, Kenneth	g	0-2	0-0	0-0	0	1	1	0	0	0	0	0	0	7	
13	YROMAN, Andrew	g	0-0	0-0	2-2	0	0	0	0	2	0	1	0	0	1	
25	ORR, Justin	g	1-3	0-1	1-2	0	3	3	1	3	2	0	1	0	16	
Team						0	3	3								
Totals			31-50	9-18	23-28	6	26	32	19	94	24	17	6	7	200	

FG % 1st Half:	18-27	66.7%	2nd half:	13-23	56.5%	Game:	31-50	62.0%	Deadball Rebounds	1
3FG % 1st Half:	7-11	63.6%	2nd half:	2-7	28.6%	Game:	9-18	50.0%		
FT % 1st Half:	15-18	83.3%	2nd half:	8-10	80.0%	Game:	23-28	82.1%		

Officials: Mike Roberts, Tom Fogarty, Darryl Smith
Technical fouls: Buffalo-None, Ohio-None.
Attendance: 4139

Score by periods	1st	2nd	Total
Buffalo	44	36	80
Ohio	58	36	94

OHIO CLINCHES FOURTH SEED WITH SENIOR DAY EXPLOSION

ATHENS, Ohio—Senior forward Leon Williams (Baltimore, Md.) and junior forward Jerome Tillman (Beavercreek, Ohio) combined for 55 points, while senior guard Bubba Walther (Cincinnati, Ohio) nailed five 3-pointers to lift Ohio to a 94-80 win over Buffalo on Senior Day at the Convocation Center. The win, which propelled the Bobcats to 19-11 overall mark (9-7 Mid-American Conference), clinched the fourth and final bye spot in next week's MAC Tournament in Cleveland, Ohio. The Bulls, who dropped to 10-19 overall and 3-13 in the league, will be the 12th seed.

Tillman also had 10 rebounds for his 16th career double-double to go with three blocks, while Walther and junior guard Michael Allen (Detroit, Mich.) combined for 15 of the Bobcats' 24 assists. Williams was a monster inside all game long as he missed just one field goal attempt (10-11) and one free throw (10-11) while he amassed seven rebounds.

Buffalo was led by Andy Robinson's 23 points and three steals. Max Boudreau, who was the only other Bull in double-digits with 12, had a team-high six boards. Byron Mulkey led Buffalo with four assists.

Buffalo won the overall rebounding battle 34-32 and held a dominant edge on the offensive end (17-6). The Bulls also forced Ohio into 17 turnovers.

Ohio shot a blistering 62 percent (31-50) from the field, 9-18 (50 percent) from 3-point range and 82.1 percent (23-28) from the charity stripe. Buffalo shot 41.2 percent (28-68) from the field, 36.4 percent (8-22) from 3-point range, but just 69.6 percent (16-23) from the line.

The Bobcats seized control of the game very early on and never looked back. Ohio took its first lead on a layup by Williams just one minute, 49 seconds into the contest (7-5) and built the margin to as many as 17 (58-41) on a pair of Williams free throws with 48 seconds to go in the half. When time ran out in the stanza, Ohio had posted an amazing 58 points on 18-27 (66.7 percent) shooting.

Buffalo tried to climb back into the game and shaved the deficit to 12 (68-56) on a 3-pointer by Robinson four minutes, 42 seconds into the second half. However, the Bobcats gradually pulled away and claimed their largest lead at 22 (88-66) on a jumper by Williams with 6:36 to go.

The Bobcats will back in action Thursday in the quarterfinals of the MAC Tournament against the winner of fifth-seeded Miami (15-14 overall, 9-7 MAC) and 12th-seeded Buffalo. The game is scheduled for 9:30 p.m. and will be televised on FSN Ohio.

2007-08 OHIO BASKETBALL MEDIA NOTES

Official Basketball Box Score -- GAME TOTALS -- FINAL STATISTICS

Miami vs Ohio

3/12/08 9:40 PM EDT at Cleveland, OH (Quicken Loans Arena)

Miami 74 • 17-14

#	Player	Total		3-Ptr		Rebounds			PF	TP	A	TO	Blk	Stl	Min
		FG-FGA	FT-FTA	FG-FGA	FT-FTA	Off	Def	Tot							
24	BRAMOS, Michael	f	7-13	3-7	6-6	1	4	5	2	23	0	1	2	0	32
50	POLLITZ, Tim	f	2-11	0-0	0-1	2	4	6	4	4	2	1	0	0	25
02	DIERKERS, Tyler	c	5-6	0-0	1-2	4	9	13	1	11	1	1	1	2	32
03	HAYES, Kenny	g	2-5	0-1	8-9	1	2	3	1	12	5	2	0	0	26
21	POLLITZ, Eric	g	2-6	0-1	1-2	1	2	3	1	5	1	2	1	0	27
01	HADDIX, Rodney	g	0-0	0-0	0-0	0	0	0	0	0	1	0	0	0	3
04	MOOSMANN, Alex	g	3-5	3-4	0-0	1	0	1	1	9	1	1	0	0	21
05	RICHBURG, Carl	g	0-1	0-1	0-0	0	0	0	0	0	1	0	0	0	4
20	WINBUSH, Nick	g	4-7	2-3	0-1	2	2	4	1	10	0	0	0	0	16
22	McCOMBS, Dwight	g	0-1	0-0	0-0	0	0	0	0	3	0	0	0	1	9
41	FLETCHER, Adam	g	0-0	0-0	0-0	0	1	1	2	0	0	0	0	0	5
Team						3	3	6							
Totals			25-55	8-17	16-21	15	27	42	16	74	12	8	4	3	200
FG % 1st Half: 14-27		51.9%	2nd half: 11-28		39.3%	Game: 25-55		45.5%							Deadball
3FG % 1st Half: 5-8		75.0%	2nd half: 2-9		22.2%	Game: 8-17		47.1%							Rebounds
FT % 1st Half: 4-8		62.5%	2nd half: 11-13		84.6%	Game: 16-21		76.2%							2.1

Ohio 61 • 19-12

#	Player	Total		3-Ptr		Rebounds			PF	TP	A	TO	Blk	Stl	Min
		FG-FGA	FT-FTA	FG-FGA	FT-FTA	Off	Def	Tot							
05	WILLIAMS, Leon	f	5-10	0-0	5-10	7	4	11	2	15	0	0	2	3	31
25	ORR, Justin	f	5-9	2-5	0-0	0	3	3	2	12	1	0	0	0	31
33	TILLMAN, Jerome	f	6-16	2-5	3-4	4	5	9	3	17	0	1	0	0	36
03	ALLEN, Michael	g	3-6	2-3	0-0	0	2	2	4	8	5	3	0	0	35
24	FREEMAN, Tommy	g	0-0	0-0	0-0	0	0	0	0	0	0	0	0	0	6
01	WASHINGTON, DeVaugh	g	0-1	0-0	0-0	1	1	2	0	0	1	0	1	0	10
04	WALTHER, Bubba	g	3-9	2-8	1-1	0	1	1	0	9	5	1	0	0	29
11	WHITTINGTON IV, Bert	g	0-7	0-5	0-0	0	1	1	3	0	1	0	0	1	18
12	VAN KEMPEN, Kenneth	g	0-0	0-0	0-0	0	0	0	1	0	1	0	0	0	3
15	HESTER, Allen	g	0-0	0-0	0-0	0	0	0	0	0	0	0	0	0	1
Team						1	1	2							
Totals			22-58	8-26	9-15	13	18	31	15	61	13	6	3	4	200
FG % 1st Half: 13-27		48.1%	2nd half: 9-31		29.0%	Game: 22-58		37.9%							Deadball
3FG % 1st Half: 5-13		38.5%	2nd half: 3-13		23.1%	Game: 8-26		30.8%							Rebounds
FT % 1st Half: 4-5		80.0%	2nd half: 5-10		50.0%	Game: 9-15		60.0%							1

Officials: Jerry Sauder, Mike Foote, Lamar Simpson

Technical fouls: Miami-None, Ohio-None.

Attendance:

Score by periods	1st	2nd	Total
Miami	39	35	74
Ohio	35	26	61

WILLIAMS' DOUBLE-DOUBLE NOT ENOUGH TO STOP MIAMI

CLEVELAND, Ohio—Michael Bramos scored 23 points on 7-13 shooting to lead fifth-seeded Miami to a 74-61 upset of fourth-seeded Ohio in the quarterfinals of the Mid-American Conference Tournament Thursday evening at the Quicken Loans Arena. The RedHawks improved to 17-14 overall and will face top-seeded Kent State (26-6) in the Friday's semifinals at 9:30 p.m. The Golden Flashes advanced with a 77-57 win over eighth-seeded Toledo (11-19) earlier Thursday. Ohio dropped to 19-12 overall.

Tyler Dierkers finished with a double-double (11 points, 13 rebounds), while Kenny Hayes had 12 points and five assists to go with Alex Winbush's 10 in the first half.

Ohio junior forward Jerome Tillman (Beavercreek, Ohio) had 17 points and nine rebounds, while senior forward Leon Williams (Baltimore, Md.) had his 42nd career double-double with 15 points and 11 rebounds with three steals. Junior forward Justin Orr (Cincinnati, Ohio) had 12 points on 5-9 shooting. Junior guard Michael Allen (Detroit, Mich.) had five first-half assists, while senior guard Bubba Walther (Cincinnati, Ohio) also had five.

Williams' steals were just a small part of his defensive effort as he coaxed Miami's Tim Pollitz into a 2-11 effort from the field and just four points.

Miami outrebounded Ohio 42-31 and held a significant edge in 3-point shooting (47.1 percent-30.8 percent). Both teams made eight shots, but the Bobcats took nine more attempts to do it.

The Bobcats made just six turnovers which was the fewest for the program since committing the same amount in a 64-52 win over Samford on Feb. 18, 2006. Ohio turned Miami's eight miscues into 16 points, but was outscored by the RedHawks' bench 19-9.

Ohio raced out from the start of the contest, scoring 10 of the game's first 11 points. However, Miami answered that run with a spurt of its own when it ripped off the next 13 points over a span of six minutes, two second span to claim a 14-10 lead on a jumper by Tim Pollitz at the 11:48 mark. The half was played fairly equal the rest of the way, with Miami taking a 39-35 edge into the locker room.

Tillman notched 11 of his points and four of his boards in the first half on 4-8 shooting from the floor and 2-4 from 3-point range. As a team, the Bobcats registered assists on 10 of their 13 field goals against just two turnovers, powered by Allen's five.

Bramos (12) and Winbush (10) posted double-digits in the first half for the RedHawks, while Dierkers had seven rebounds. Hayes had three assists.

Miami built its halftime lead on a sterling effort from the 3-point line (6-8, 75 percent), a significant rebounding edge (20-10) and a 16-6 advantage on bench points. Neither team blocked a shot.

Ohio mounted a good surge at the outset of the second half and took its last lead of the contest at the 15:37 mark on a pair of Tillman free throws. The RedHawks kept Ohio at bay by a handful of points for most of the rest of the game before the Bobcats closed to four (63-59) on a 3-pointer by Allen with 2:10 to play. Unfortunately, Miami ripped off 11 of the next 13 points to finish the contest strong.

The Bobcats have amassed 19 wins the last three seasons.

Official Basketball Box Score -- GAME TOTALS -- FINAL STATISTICS

Brown vs Ohio

3/18/08 7 p.m. at Athens, Ohio (Convocation Center)

Brown 74 • 19-10

#	Player	Total		3-Ptr		Rebounds			PF	TP	A	TO	Blk	Stl	Min
		FG-FGA	FT-FTA	FG-FGA	FT-FTA	Off	Def	Tot							
05	FRISKE, Scott	f	2-4	0-1	3-4	1	2	3	3	7	2	1	0	2	29
22	SKRELJA, Chris	f	1-3	0-0	0-0	2	4	6	3	2	5	1	0	2	39
25	SULLIVAN, Peter	f	4-6	2-4	0-0	1	3	4	10	2	3	0	0	35	
14	MCANDREW, Mark	g	5-12	5-9	0-0	1	5	6	1	15	6	2	0	1	35
20	HUFFMAN, Damon	g	13-20	9-15	4-6	0	3	3	3	39	2	2	0	1	34
11	WILLIAMS, Adrian	g	0-2	0-1	1-2	0	1	1	0	1	1	1	0	0	12
35	MACDONALD, Mark	g	0-2	0-1	0-0	0	0	0	1	0	1	0	0	0	9
45	MULLERY, Matt	g	0-1	0-0	0-2	0	0	0	1	0	0	0	0	0	7
Team						1	0	1							
Totals			25-50	16-31	8-14	6	18	24	16	74	18	11	0	6	200
FG % 1st Half: 14-30		46.7%	2nd half: 11-20		55.0%	Game: 25-50		50.0%							Deadball
3FG % 1st Half: 7-13		53.8%	2nd half: 7-13		53.8%	Game: 16-31		51.6%							Rebounds
FT % 1st Half: 0-1		0.0%	2nd half: 8-13		61.5%	Game: 8-14		57.1%							1

Ohio 80 • 20-12

#	Player	Total		3-Ptr		Rebounds			PF	TP	A	TO	Blk	Stl	Min
		FG-FGA	FT-FTA	FG-FGA	FT-FTA	Off	Def	Tot							
05	WILLIAMS, Leon	f	9-11	0-0	2-4	3	9	12	2	20	1	1	1	3	36
24	FREEMAN, Tommy	f	3-5	3-5	2-2	0	1	1	4	11	1	1	0	0	20
33	TILLMAN, Jerome	f	7-9	1-2	6-8	3	8	11	3	21	0	2	0	0	34
03	ALLEN, Michael	g	5-9	0-3	0-0	1	1	2	4	10	3	1	0	1	28
04	WALTHER, Bubba	g	2-9	2-9	4-4	0	1	1	1	10	12	2	0	1	35
01	WASHINGTON, DeVaugh	g	0-0	0-0	0-2	1	0	1	0	0	0	0	0	0	6
11	WHITTINGTON IV, Bert	g	2-8	2-8	0-0	0	1	1	0	6	1	0	0	0	23
12	VAN KEMPEN, Kenneth	g	1-1	0-0	0-0	0	1	1	1	2	0	0	0	0	5
25	ORR, Justin	g	0-1	0-1	0-0	0	0	0	0	0	0	0	0	0	5
44	SAYLES, Asown	g	0-2	0-0	0-0	2	1	3	1	0	1	0	0	0	8
Team						1	1	2							
Totals			29-55	8-28	14-20	11	24	35	16	80	19	7	1	8	200
FG % 1st Half: 14-31		45.2%	2nd half: 15-24		62.5%	Game: 29-55		52.7%							Deadball
3FG % 1st Half: 3-15		20.0%	2nd half: 5-13		38.5%	Game: 8-28		28.6%							Rebounds
FT % 1st Half: 1-1		100.0%	2nd half: 13-19		68.4%	Game: 14-20		70.0%							3

Officials: Gene Steratore, Ron Tyburski, Kevin O'Connell

Technical fouls: Brown-None, Ohio-None.

Attendance: 1169

2008 COLLEGE BASKETBALL INVITATIONAL - ROUND 1

Ohio double-doubles: Williams (43), Tillman (17)

Ohio: Walther registers career-high 12 assists

Ohio: Extends non-conf. home winning streak to 21

Score by periods	1st	2nd	Total
Brown	37	37	74
Ohio	32	48	80

OHIO GETS THREE DOUBLE-DOUBLES IN WIN OVER BROWN

ATHENS, Ohio—Ohio's Bubba Walther (Cincinnati, Ohio), Leon Williams (Baltimore, Md.) and Jerome Tillman (Cincinnati, Ohio) all posted double-doubles to lead the Bobcats to an 80-74 victory over Brown in the first round of the College Basketball Invitational Tuesday night in Athens. Ohio improved to 20-12 overall and will advance to Monday's second round. Brown finished its season at 19-10 overall.

Ohio has now defeated 21 consecutive non-conference opponents at home.

Williams posted his 43rd career double-double with 20 points and 12 rebounds, while Tillman had his 17th with 21 points and 11 boards. Walther got his hard way with 10 points and a career-high 12 assists. Freshman guard Tommy Freeman (Muncie, Ind.) had 11 points, while junior guard Michael Allen (Detroit, Mich.) had 10 to round out a starting five that all got into double-digits.

Williams, who made nine of his 11 field goals attempts, and junior guard Bert Whittington IV (Hankamer, Tx.) each had a game-high three steals.

The Bobcats needed a lot offense to offset a masterful performance by the Bears' Damon Huffman, who racked up 39 points on 13-20 shooting and 9-15 from the 3-point line. Huffman had 22 at the half and scored Brown's first 14 points of the game. Mark McAndrew had 15 points, six boards and six assists, while Peter Sullivan had 10 points. Chris Skrelja also had six caroms to lead a Brown rebounding effort that was beaten 35-24 on the glass.

Huffman's long-range bombs contributed heavily to Brown's 16-31 effort (51.6 percent) from outside, while Ohio made just 28.6 percent (8-28). Despite making at least half its field goals and 3-pointers, Brown was hurt at the line with a 57.1 percent effort (8-14).

The Bobcats did most of their damage in the paint (36-16) and on the fast break (10-0).

Led by Huffman's explosion, Brown controlled the game from the start, leading the entire first half. It built the advantage to as many as 10 (31-21) on a layup by Scott Friske at the 5:45 mark before taking a 37-32 lead into the half on a buzzer-beating 3-pointer by Huffman from the top of the key.

Ohio took its first lead at 40-39 on a fast break layup by Allen at the 18:04 mark. The game stayed tight until Tillman put the Bobcats ahead for good with a layup at the 4:57 mark to make the score 62-60. Ohio saluted the game away slowly by nailing 11 of its final 12 free throws over the game's last two minutes, nine seconds.

The Bobcats will play the winner of Cincinnati (13-18) and Bradley (17-15) Monday at a time and location to be determined in the coming days. Stay tuned to OhioBobcats.com for further updates.

2007-08 OHIO BASKETBALL MEDIA NOTES

2007-08 OHIO BASKETBALL Ohio Combined Team Statistics (as of Mar 18, 2008) All games

RECORD:	OVERALL	HOME	AWAY	NEUTRAL
ALL GAMES.....	(20-12)	(13-1)	(5-9)	(2-2)
CONFERENCE.....	(9-7)	(7-1)	(2-6)	(0-0)
NON-CONFERENCE.....	(11-5)	(6-0)	(3-3)	(2-2)

## Player	GP-GS	Min--Avg	---TOTAL---		---3-PTS---		FT-FTA	Pct	----REBOUNDS----				PF	FO	A	TO	Blk	Stl	Pts	Avg
			FG-FGA	Pct	3FG-FGA	Pct			Off	Def	Tot	Avg								
05 WILLIAMS, Leon.....	32-32	978 30.6	172-280	.614	1-1	1.000	177-240	.738	137	175	312	9.8	91	2	36	78	23	43	522	16.3
33 TILLMAN, Jerome.....	31-31	993 32.0	148-287	.516	23-63	.365	97-126	.770	67	165	232	7.5	76	2	33	66	14	32	416	13.4
04 WALTHER, Bubba.....	30-18	888 29.6	111-279	.398	77-213	.362	62-71	.873	9	50	59	2.0	43	0	113	57	2	45	361	12.0
11 WHITTINGTON IV, Ber	32-13	694 21.7	88-255	.345	46-143	.322	32-50	.640	12	49	61	1.9	49	1	43	49	1	32	254	7.9
25 ORR, Justin.....	32-27	747 23.3	79-186	.425	27-73	.370	33-52	.635	32	53	85	2.7	38	0	44	50	9	15	218	6.8
03 ALLEN, Michael.....	31-28	923 29.8	54-122	.443	12-34	.353	25-42	.595	14	55	69	2.2	76	0	137	80	3	34	145	4.7
15 HESTER, Allen.....	26-7	340 13.1	25-88	.284	12-56	.214	9-16	.563	6	24	30	1.2	25	0	16	17	1	17	71	2.7
12 VAN KEMPEN, Kenneth	32-1	372 11.6	31-77	.403	1-2	.500	14-20	.700	20	41	61	1.9	71	1	10	23	5	7	77	2.4
24 FREEMAN, Tommy.....	29-3	232 8.0	18-41	.439	13-33	.394	11-15	.733	4	11	15	0.5	22	0	16	13	0	5	60	2.1
01 WASHINGTON, DeVaugh	31-0	199 6.4	10-25	.400	0-1	.000	9-20	.450	5	27	32	1.0	49	0	4	15	7	8	29	0.9
44 SAYLES, Asown.....	7-0	28 4.0	2-8	.250	1-2	.500	1-3	.333	5	4	9	1.3	4	0	4	1	0	1	6	0.9
13 VROMAN, Andrew.....	5-0	6 1.2	0-0	.000	0-0	.000	2-2	1.000	0	1	1	0.2	0	0	1	1	0	0	2	0.4
TEAM.....									44	61	105	3.3	0		4					
Total.....	32	6400	738-1648	.448	213-621	.343	472-657	.718	355	716	1071	33.5	544	6	457	454	65	239	2161	67.5
Opponents.....	32	6400	720-1645	.438	251-707	.355	377-566	.666	320	657	977	30.5	596	17	416	465	84	205	2068	64.6

TEAM STATISTICS	OHIO	OPP	DATE	OPPONENT	W/L	SCORE	ATTEND	
SCORING.....	2161	2068	11/9/07	NEW MEXICO STATE	W	80-72	4701	
Points per game.....	67.5	64.6	11/17/07	CORNELL	W	102-89	4570	
Scoring margin.....	+2.9	-	11/26/07	at Holy Cross	L	60-62	2547	
FIELD GOALS-ATT.....	738-1648	720-1645	11/29/07	at TEMPLE	L	88-90	4286	
Field goal pct.....	.448	.438	12/2/07	at St. Francis NY	W	67-63	307	
3 POINT FG-ATT.....	213-621	251-707	12/5/07	ST. BONAVENTURE	W	77-58	2118	
3-point FG pct.....	.343	.355	12/8/07	DELAWARE	W	78-59	3538	
3-pt FG made per game..	6.7	7.8	12/12/07	at Maryland Terrapins	W	61-55	17950	
FREE THROWS-ATT.....	472-657	377-566	12/15/07	at #3 Kansas	L	51-88	18482	
Free throw pct.....	.718	.666	12/19/07	vs St. John's	W	71-69	6099	
REBOUNDS.....	1071	977	12/21/07	vs Louisiana-Lafayette	W	74-68	6075	
Rebounds per game.....	33.5	30.5	12.22.07	vs Saint Mary's	L	63-70	5908	
Rebounding margin.....	+2.9	-	1/2/08	at Bucknell	W	53-47	2893	
ASSISTS.....	457	416	*1/5/08	at Bowling Green	L	49-52	1414	
Assists per game.....	14.3	13.0	*1/12/08	MIAMI	W	72-63	9026	
TURNOVERS.....	454	465	*01/17/08	at Akron	L	54-55	4557	
Turnovers per game....	14.2	14.5	*1/19/08	KENT STATE	W	71-59	7718	
Turnover margin.....	+0.3	-	*01/23/08	at Buffalo	W	68-59	2059	
Assist/turnover ratio..	1.0	0.9	*1/26/08	BALL STATE	W	61-59	10182	
STEALS.....	239	205	*1/29/08	CENTRAL MICHIGAN	W	62-47	3705	
Steals per game.....	7.5	6.4	*2-2-08	at Northern Illinois	W	73-55	2324	
BLOCKS.....	65	84	*02-06-08	at Eastern Michigan	L	56-63	344	
Blocks per game.....	2.0	2.6	*2/9/2008	WESTERN MICHIGAN	W	57-54	6884	
WINNING STREAK.....	1	-	*02/13/08	at TOLEDO	L	52-54	3576	
Home win streak.....	2	-	*02/16/08	at Kent State	L	62-72	6130	
ATTENDANCE.....	71886	88486	*2/19/08	BOWLING GREEN	W	69-48	3486	
Home games-Avg/Game....	14-5135	14-5029	2/23/08	GEORGE MASON	W	69-57	7439	
Neutral site-Avg/Game..	-	4-4520	*03/01/08	at MIAMI	L	49-73	3535	
			*3/4/08	AKRON	L	77-80	3211	
SCORE BY PERIODS:	1st	2nd	Total	*3/9/08	BUFFALO	W	94-80	4139
	---	---	---	3/12/08	vs Miami	L	61-74	-
Ohio.....	991	1170	- 2161	3/18/08	BROWN	W	80-74	1169
Opponents.....	972	1096	- 2068					

= Rainbow Classic
* = MAC game

2007-08 OHIO BASKETBALL MEDIA NOTES

Stats in Conference Games (9-7)

##	Player	GP-GS	Min--Avg	---TOTAL---		---3-PTS---		FT-FTA	Pct	---REBOUNDS---				PF	FO	A	TO	Blk	Stl	Pts	Avg
				FG-FGA	Pct	3FG-FGA	Pct			Off	Def	Tot	Avg								
05	WILLIAMS, Leon.....	16-16	497 31.1	81-128	.633	0-0	.000	89-118	.754	59	88	147	9.2	43	1	10	40	15	20	251	15.7
33	TILLMAN, Jerome....	16-16	502 31.4	68-130	.523	11-32	.344	48-65	.738	34	83	117	7.3	37	1	15	35	10	14	195	12.2
04	WALTHER, Bubba.....	14-4	407 29.1	56-135	.415	39-98	.398	19-24	.792	6	28	34	2.4	23	0	49	29	0	19	170	12.1
11	WHITTINGTON IV, Ber	16-9	356 22.3	45-123	.366	25-74	.338	17-23	.739	6	26	32	2.0	26	1	20	28	1	16	132	8.3
25	ORR, Justin.....	16-12	336 21.0	27-89	.303	10-37	.270	11-21	.524	17	22	39	2.4	15	0	19	23	6	7	75	4.7
03	ALLEN, Michael.....	16-16	500 31.3	26-56	.464	5-15	.333	12-19	.632	10	26	36	2.3	45	0	74	47	2	19	69	4.3
15	HESTER, Allen.....	15-6	205 13.7	17-59	.288	8-35	.229	9-16	.563	3	12	15	1.0	14	0	11	12	1	13	51	3.4
12	VAN KEMPEN, Kenneth	16-0	158 9.9	11-32	.344	1-2	.500	9-12	.750	8	17	25	1.6	32	1	1	9	0	2	32	2.0
24	FREEMAN, Tommy.....	15-1	103 6.9	8-17	.471	7-15	.467	5-6	.833	2	5	7	0.5	8	0	11	6	0	4	28	1.9
44	SAYLES, Asown.....	3-0	12 4.0	2-5	.400	1-1	1.000	0-1	.000	2	2	4	1.3	2	0	3	0	0	1	5	1.7
13	VROMAN, Andrew.....	2-0	2 1.0	0-0	.000	0-0	.000	2-2	1.000	0	0	0	0.0	0	0	1	1	0	0	2	1.0
01	WASHINGTON, DeVaugh	16-0	122 7.6	4-12	.333	0-0	.000	8-16	.500	2	17	19	1.2	34	0	3	10	6	4	16	1.0
	TEAM.....									23	34	57	3.6	0			1				
Total.....		16	3200	345-786	.439	107-309	.346	229-323	.709	172	360	532	33.2	279	4	217	241	41	119	1026	64.1
Opponents.....		16	3200	337-803	.420	112-331	.338	187-279	.670	162	326	488	30.5	301	9	179	234	46	111	973	60.8

Stats in Non-Conference Games (11-5)

##	Player	GP-GS	Min--Avg	---TOTAL---		---3-PTS---		FT-FTA	Pct	---REBOUNDS---				PF	FO	A	TO	Blk	Stl	Pts	Avg
				FG-FGA	Pct	3FG-FGA	Pct			Off	Def	Tot	Avg								
05	WILLIAMS, Leon.....	16-16	481 30.1	91-152	.599	1-1	1.000	88-122	.721	78	87	165	10.3	48	1	26	38	8	23	271	16.9
33	TILLMAN, Jerome....	15-15	491 32.7	80-157	.510	12-31	.387	49-61	.803	33	82	115	7.7	39	1	18	31	4	18	221	14.7
04	WALTHER, Bubba.....	16-14	481 30.1	55-144	.382	38-115	.330	43-47	.915	3	22	25	1.6	20	0	64	28	2	26	191	11.9
25	ORR, Justin.....	16-15	411 25.7	52-97	.536	17-36	.472	22-31	.710	15	31	46	2.9	23	0	25	27	3	8	143	8.9
11	WHITTINGTON IV, Ber	16-4	338 21.1	43-132	.326	21-69	.304	15-27	.556	6	23	29	1.8	23	0	23	21	0	16	122	7.6
03	ALLEN, Michael.....	15-12	423 28.2	28-66	.424	7-19	.368	13-23	.565	4	29	33	2.2	31	0	63	33	1	15	76	5.1
12	VAN KEMPEN, Kenneth	16-1	214 13.4	20-45	.444	0-0	.000	5-8	.625	12	24	36	2.3	39	0	9	14	5	5	45	2.8
24	FREEMAN, Tommy.....	14-2	129 9.2	10-24	.417	6-18	.333	6-9	.667	2	6	8	0.6	14	0	5	7	0	1	32	2.3
15	HESTER, Allen.....	11-1	135 12.3	8-29	.276	4-21	.190	0-0	.000	3	12	15	1.4	11	0	5	5	0	4	20	1.8
01	WASHINGTON, DeVaugh	15-0	77 5.1	6-13	.462	0-1	.000	1-4	.250	3	10	13	0.9	15	0	1	5	1	4	13	0.9
44	SAYLES, Asown.....	4-0	16 4.0	0-3	.000	0-1	.000	1-2	.500	3	2	5	1.3	2	0	1	1	0	0	1	0.3
13	VROMAN, Andrew.....	3-0	4 1.3	0-0	.000	0-0	.000	0-0	.000	0	1	1	0.3	0	0	0	0	0	0	0	0.0
	TEAM.....									21	27	48	3.0	0			3				
Total.....		16	3200	393-862	.456	106-312	.340	243-334	.728	183	356	539	33.7	265	2	240	213	24	120	1135	70.9
Opponents.....		16	3200	383-842	.455	139-376	.370	190-287	.662	158	331	489	30.6	295	8	237	231	38	94	1095	68.4

2007-08 OHIO BASKETBALL MEDIA NOTES

Stats in Home Games (13-1)

##	Player	GP-GS	Min--Avg	---TOTAL---			---3-PTS---			---REBOUNDS---				PF	FO	A	TO	Blk	Stl	Pts	Avg					
				FG-FGA	Pct	3FG-FGA	Pct	FT-FTA	Pct	Off	Def	Tot	Avg													
05	WILLIAMS, Leon.....	14-14	426 30.4	85-140	.607	1-1	1.000	81-111	.730	62	70	132	9.4	39	1	23	31	12	21	252	18.0					
33	TILLMAN, Jerome....	14-14	454 32.4	76-132	.576	11-27	.407	53-71	.746	32	79	111	7.9	31	1	10	22	9	16	216	15.4					
04	WALTHER, Bubba.....	13-7	382 29.4	59-125	.472	36-90	.400	34-38	.895	5	24	29	2.2	13	0	60	21	1	27	188	14.5					
11	WHITTINGTON IV, Ber	14-6	315 22.5	43-108	.398	20-61	.328	18-29	.621	5	27	32	2.3	17	0	22	26	0	18	124	8.9					
25	ORR, Justin.....	14-11	314 22.4	30-72	.417	11-32	.344	12-21	.571	12	23	35	2.5	13	0	22	20	4	6	83	5.9					
03	ALLEN, Michael.....	13-12	393 30.2	28-58	.483	5-16	.313	15-26	.577	8	23	31	2.4	37	0	59	33	1	16	76	5.8					
15	HESTER, Allen.....	10-4	138 13.8	13-37	.351	6-23	.261	5-8	.625	2	8	10	1.0	8	0	7	7	1	6	37	3.7					
24	FREEMAN, Tommy.....	14-2	117 8.4	9-20	.450	7-16	.438	6-10	.600	1	8	9	0.6	11	0	9	6	0	1	31	2.2					
12	VAN KEMPEN, Kenneth	14-0	132 9.4	8-29	.276	1-1	1.000	4-6	.667	10	15	25	1.8	30	0	2	6	0	2	21	1.5					
01	WASHINGTON, DeVaugh	14-0	100 7.1	7-15	.467	0-1	.000	1-8	.125	4	14	18	1.3	25	0	2	6	5	5	15	1.1					
44	SAYLES, Asown.....	5-0	23 4.6	1-6	.167	1-2	.500	1-3	.333	5	3	8	1.6	3	0	4	1	0	1	4	0.8					
13	VROMAN, Andrew.....	5-0	6 1.2	0-0	.000	0-0	.000	2-2	1.000	0	1	1	0.2	0	0	1	1	0	0	2	0.4					
TEAM.....										21	29	50	3.6	0												
Total.....		14	2800	359-742	.484	99-270	.367	232-333	.697	167	324	491	35.1	227	2	221	181	33	119	1049	74.9					
Opponents.....		14	2800	318-733	.434	115-320	.359	148-216	.685	136	275	411	29.4	278	9	179	213	35	78	899	64.2					

Stats in Road Games (5-9)

##	Player	GP-GS	Min--Avg	---TOTAL---			---3-PTS---			---REBOUNDS---				PF	FO	A	TO	Blk	Stl	Pts	Avg						
				FG-FGA	Pct	3FG-FGA	Pct	FT-FTA	Pct	Off	Def	Tot	Avg														
05	WILLIAMS, Leon.....	14-14	427 30.5	61-97	.629	0-0	.000	66-86	.767	48	88	136	9.7	40	1	9	44	7	18	188	13.4						
04	WALTHER, Bubba.....	13-8	389 29.9	42-123	.341	34-96	.354	18-21	.857	3	20	23	1.8	25	0	41	27	1	17	136	10.5						
33	TILLMAN, Jerome....	13-13	404 31.1	47-110	.427	8-27	.296	31-39	.795	26	68	94	7.2	31	0	18	34	3	11	133	10.2						
11	WHITTINGTON IV, Ber	14-7	299 21.4	39-111	.351	24-65	.369	10-15	.667	7	16	23	1.6	23	1	16	20	1	11	112	8.0						
25	ORR, Justin.....	14-12	316 22.6	35-84	.417	11-29	.379	11-19	.579	17	19	36	2.6	18	0	15	25	2	7	92	6.6						
03	ALLEN, Michael.....	14-12	412 29.4	22-49	.449	5-13	.385	10-16	.625	6	23	29	2.1	29	0	62	35	2	15	59	4.2						
12	VAN KEMPEN, Kenneth	14-1	196 14.0	20-43	.465	0-1	.000	9-12	.750	9	24	33	2.4	34	1	7	13	5	4	49	3.5						
15	HESTER, Allen.....	12-3	162 13.5	10-45	.222	5-29	.172	4-8	.500	3	11	14	1.2	14	0	9	9	0	11	29	2.4						
24	FREEMAN, Tommy.....	12-0	104 8.7	9-20	.450	6-17	.353	5-5	1.000	3	3	6	0.5	9	0	7	7	0	4	29	2.4						
01	WASHINGTON, DeVaugh	13-0	86 6.6	3-9	.333	0-0	.000	8-12	.667	0	11	11	0.8	23	0	1	9	1	2	14	1.1						
44	SAYLES, Asown.....	2-0	5 2.5	1-2	.500	0-0	.000	0-0	.000	0	1	1	0.5	1	0	0	0	0	0	2	1.0						
TEAM.....										19	24	43	3.1	0													
Total.....		14	2800	289-693	.417	93-277	.336	172-233	.738	141	308	449	32.1	247	3	185	226	22	100	843	60.2						
Opponents.....		14	2800	304-708	.429	102-299	.341	178-269	.662	145	297	442	31.6	241	6	186	204	37	112	888	63.4						

Stats in Neutral Site Games (2-2)

##	Player	GP-GS	Min--Avg	---TOTAL---			---3-PTS---			---REBOUNDS---				PF	FO	A	TO	Blk	Stl	Pts	Avg								
				FG-FGA	Pct	3FG-FGA	Pct	FT-FTA	Pct	Off	Def	Tot	Avg																
05	WILLIAMS, Leon.....	4-4	125 31.3	26-43	.605	0-0	.000	30-43	.698	27	17	44	11.0	12	0	4	3	4	4	82	20.5								
33	TILLMAN, Jerome....	4-4	135 33.8	25-45	.556	4-9	.444	13-16	.813	9	18	27	6.8	14	1	5	10	2	5	67	16.8								
25	ORR, Justin.....	4-4	117 29.3	14-30	.467	5-12	.417	10-12	.833	3	11	14	3.5	7	0	7	5	3	2	43	10.8								
04	WALTHER, Bubba.....	4-3	117 29.3	10-31	.323	7-27	.259	10-12	.833	1	6	7	1.8	5	0	12	9	0	1	37	9.3								
11	WHITTINGTON IV, Ber	4-0	80 20.0	6-36	.167	2-17	.118	4-6	.667	0	6	6	1.5	9	0	5	3	0	3	18	4.5								
03	ALLEN, Michael.....	4-4	118 29.5	4-15	.267	2-5	.400	0-0	.000	0	9	9	2.3	10	0	16	12	0	3	10	2.5								
12	VAN KEMPEN, Kenneth	4-0	44 11.0	3-5	.600	0-0	.000	1-2	.500	1	2	3	0.8	7	0	1	4	0	1	7	1.8								
15	HESTER, Allen.....	4-0	40 10.0	2-6	.333	1-4	.250	0-0	.000	1	5	6	1.5	3	0	0	1	0	0	5	1.3								
24	FREEMAN, Tommy.....	3-1	11 3.7	0-1	.000	0-0	.000	0-0	.000	0	0	0	0.0	2	0	0	0	0	0	0	0.0								
01	WASHINGTON, DeVaugh	4-0	13 3.3	0-1	.000	0-0	.000	0-0	.000	1	2	3	0.8	1	0	1	0	1	1	0	0.0								
TEAM.....										4	8	12	3.0	0															
Total.....		4	800	90-213	.423	21-74	.284	68-91	.747	47	84	131	32.8	70	1	51	47	10	20	269	67.2								
Opponents.....		4	800	98-204	.480	34-88	.386	51-81	.630	39	85	124	31.0	77	2	51	48	12	15	281	70.2								

2007-08 OHIO BASKETBALL MEDIA NOTES

Stats in Games Won (20)

##	Player	GP-GS	Min--Avg	---TOTAL---		---3-PTS---		---FT-FTA---		---REBOUNDS---				PF	FO	A	TO	Blk	Stl	Pts	Avg					
				FG-FGA	Pct	3FG-FGA	Pct	FT-FTA	Pct	Off	Def	Tot	Avg													
05	WILLIAMS, Leon.....	20-20	601 30.1	118-189	.624	1-1	1.000	108-147	.735	90	108	198	9.9	53	1	29	54	13	29	345	17.3					
33	TILLMAN, Jerome....	20-20	645 32.2	103-180	.572	15-35	.429	66-88	.750	39	106	145	7.3	47	2	25	37	12	23	287	14.4					
04	WALTHER, Bubba.....	18-12	531 29.5	69-164	.421	45-119	.378	40-46	.870	5	33	38	2.1	20	0	79	34	1	30	223	12.4					
11	WHITTINGTON IV, Ber	20-8	435 21.8	61-162	.377	31-95	.326	25-40	.625	7	37	44	2.2	28	0	30	31	0	21	178	8.9					
25	ORR, Justin.....	20-17	477 23.9	47-108	.435	14-42	.333	27-38	.711	18	32	50	2.5	18	0	32	29	8	9	135	6.8					
03	ALLEN, Michael.....	19-18	554 29.2	38-79	.481	5-17	.294	17-31	.548	9	40	49	2.6	44	0	78	51	1	24	98	5.2					
24	FREEMAN, Tommy.....	18-2	165 9.2	15-28	.536	12-23	.522	11-15	.733	2	9	11	0.6	13	0	14	8	0	2	53	2.9					
15	HESTER, Allen.....	16-3	216 13.5	16-50	.320	8-33	.242	5-8	.625	4	15	19	1.2	17	0	9	8	1	8	45	2.8					
12	VAN KEMPEN, Kenneth	20-0	226 11.3	22-53	.415	1-2	.500	7-10	.700	14	30	44	2.2	41	0	6	12	5	5	52	2.6					
44	SAYLES, Asown.....	6-0	27 4.5	2-8	.250	1-2	.500	1-3	.333	5	3	8	1.3	3	0	4	1	0	1	6	1.0					
01	WASHINGTON, DeVaugh	19-0	117 6.2	7-16	.438	0-1	.000	1-6	.167	4	15	19	1.0	29	0	2	8	5	7	15	0.8					
13	VROMAN, Andrew.....	5-0	6 1.2	0-0	.000	0-0	.000	2-2	1.000	0	1	1	0.2	0	0	1	1	0	0	2	0.4					
TEAM.....										29	44	73	3.7	0												
Total.....		20	4000	498-1037	.480	133-370	.359	310-434	.714	226	473	699	35.0	313	3	309	276	46	159	1439	71.9					
Opponents.....		20	4000	436-1051	.415	157-462	.340	206-309	.667	205	386	591	29.6	384	12	245	305	48	120	1235	61.8					

Stats in Games Lost (12)

##	Player	GP-GS	Min--Avg	---TOTAL---		---3-PTS---		---FT-FTA---		---REBOUNDS---				PF	FO	A	TO	Blk	Stl	Pts	Avg					
				FG-FGA	Pct	3FG-FGA	Pct	FT-FTA	Pct	Off	Def	Tot	Avg													
05	WILLIAMS, Leon.....	12-12	377 31.4	54-91	.593	0-0	.000	69-93	.742	47	67	114	9.5	38	1	7	24	10	14	177	14.8					
33	TILLMAN, Jerome....	11-11	348 31.6	45-107	.421	8-28	.286	31-38	.816	28	59	87	7.9	29	0	8	29	2	9	129	11.7					
04	WALTHER, Bubba.....	12-6	357 29.8	42-115	.365	32-94	.340	22-25	.880	4	17	21	1.8	23	0	34	23	1	15	138	11.5					
25	ORR, Justin.....	12-10	270 22.5	32-78	.410	13-31	.419	6-14	.429	14	21	35	2.9	20	0	12	21	1	6	83	6.9					
11	WHITTINGTON IV, Ber	12-5	259 21.6	27-93	.290	15-48	.313	7-10	.700	5	12	17	1.4	21	1	13	18	1	11	76	6.3					
03	ALLEN, Michael.....	12-10	369 30.8	16-43	.372	7-17	.412	8-11	.727	5	15	20	1.7	32	0	59	29	2	10	47	3.9					
15	HESTER, Allen.....	10-4	124 12.4	9-38	.237	4-23	.174	4-8	.500	2	9	11	1.1	8	0	7	9	0	9	26	2.6					
12	VAN KEMPEN, Kenneth	12-1	146 12.2	9-24	.375	0-0	.000	7-10	.700	6	11	17	1.4	30	1	4	11	0	2	25	2.1					
01	WASHINGTON, DeVaugh	12-0	82 6.8	3-9	.333	0-0	.000	8-14	.571	1	12	13	1.1	20	0	2	7	2	1	14	1.2					
24	FREEMAN, Tommy.....	11-1	67 6.1	3-13	.231	1-10	.100	0-0	.000	2	2	4	0.4	9	0	2	5	0	3	7	0.6					
44	SAYLES, Asown.....	1-0	1 1.0	0-0	.000	0-0	.000	0-0	.000	0	1	1	1.0	1	0	0	0	0	0	0	0.0					
TEAM.....										15	17	32	2.7	0												
Total.....		12	2400	240-611	.393	80-251	.319	162-223	.726	129	243	372	31.0	231	3	148	178	19	80	722	60.2					
Opponents.....		12	2400	284-594	.478	94-245	.384	171-257	.665	115	271	386	32.2	212	5	171	160	36	85	833	69.4					

Stats in the Last Five Games (2-3)

##	Player	GP-GS	Min--Avg	---TOTAL---		---3-PTS---		---FT-FTA---		---REBOUNDS---				PF	FO	A	TO	Blk	Stl	Pts	Avg							
				FG-FGA	Pct	3FG-FGA	Pct	FT-FTA	Pct	Off	Def	Tot	Avg															
05	WILLIAMS, Leon.....	5-5	156 31.2	34-48	.708	0-0	.000	33-46	.717	18	25	43	8.6	15	0	3	7	5	9	101	20.2							
33	TILLMAN, Jerome....	5-5	164 32.8	27-51	.529	5-11	.455	28-34	.824	18	30	48	9.6	14	1	3	11	3	5	87	17.4							
04	WALTHER, Bubba.....	5-2	158 31.6	20-50	.400	14-40	.350	9-9	1.000	2	5	7	1.4	4	0	30	7	0	5	63	12.6							
03	ALLEN, Michael.....	5-5	171 34.2	14-30	.467	3-12	.250	4-5	.800	3	5	8	1.6	20	0	24	13	2	4	35	7.0							
11	WHITTINGTON IV, Ber	5-0	113 22.6	8-36	.222	7-25	.280	4-4	1.000	3	7	10	2.0	6	0	8	9	0	10	27	5.4							
25	ORR, Justin.....	5-3	83 16.6	9-27	.333	3-13	.231	1-3	.333	5	7	12	2.4	7	0	4	1	1	1	22	4.4							
24	FREEMAN, Tommy.....	5-3	46 9.2	5-10	.500	5-10	.500	2-2	1.000	1	2	3	0.6	7	0	2	3	0	0	17	3.4							
13	VROMAN, Andrew.....	1-0	1 1.0	0-0	.000	0-0	.000	2-2	1.000	0	0	0	0.0	0	0	0	1	0	0	2	2.0							
12	VAN KEMPEN, Kenneth	5-0	35 7.0	2-8	.250	0-0	.000	2-2	1.000	2	4	6	1.2	6	0	0	1	0	0	6	1.2							
01	WASHINGTON, DeVaugh	5-0	43 8.6	0-2	.000	0-0	.000	1-6	.167	2	8	10	2.0	8	0	1	1	2	0	1	0.2							
15	HESTER, Allen.....	3-2	21 7.0	0-7	.000	0-5	.000	0-2	.000	1	2	3	1.0	2	0	1	3	0	1	0	0.0							
44	SAYLES, Asown.....	2-0	9 4.5	0-2	.000	0-0	.000	0-0	.000	2	2	4	2.0	2	0	1	0	0	0	0	0.0							
TEAM.....										7	7	14	2.8	0														
Total.....		5	1000	119-271	.439	37-116	.319	86-115	.748	64	104	168	33.6	91	1	77	57	13	35	361	72.2							
Opponents.....		5	1000	130-262	.496	47-107	.439	74-104	.712	48	104	152	30.4	97	2	77	57	11	36	381	76.2							

2007-08 OHIO BASKETBALL MEDIA NOTES

Stats in the First Half of Games

##	Player	GP-GS	Min--Avg	---TOTAL---		---3-PTS---		---FT-FTA---		---REBOUNDS---				PF	FO	A	TO	Blk	Stl	Pts	Avg				
				FG-FGA	Pct	3FG-FGA	Pct	FT-FTA	Pct	Off	Def	Tot	Avg												
05	WILLIAMS, Leon.....	32-32	466 14.6	81-144	.563	0-0	.000	66-84	.786	58	81	139	4.3	46	0	21	45	11	12	228	7.1				
33	TILLMAN, Jerome....	31-31	499 16.1	75-151	.497	14-37	.378	36-47	.766	36	87	123	4.0	27	0	18	34	8	22	200	6.5				
04	WALTHER, Bubba.....	30-18	440 14.7	57-129	.442	43-104	.413	12-14	.857	3	23	26	0.9	14	0	51	27	2	15	169	5.6				
25	ORR, Justin.....	32-27	404 12.6	44-108	.407	16-46	.348	11-19	.579	17	31	48	1.5	25	0	25	26	5	9	115	3.6				
11	WHITTINGTON IV, Ber	32-13	334 10.4	36-121	.298	20-78	.256	10-15	.667	6	24	30	0.9	22	0	19	24	0	15	102	3.2				
03	ALLEN, Michael.....	31-28	442 14.3	23-56	.411	4-15	.267	8-11	.727	6	21	27	0.9	24	0	72	44	2	14	58	1.9				
15	HESTER, Allen.....	26-7	179 6.9	12-54	.222	7-37	.189	4-8	.500	3	12	15	0.6	9	0	5	12	0	12	35	1.3				
12	VAN KEMPEN, Kenneth	32-1	214 6.7	17-40	.425	0-0	.000	8-12	.667	10	23	33	1.0	35	0	3	17	2	4	42	1.3				
24	FREEMAN, Tommy.....	29-3	119 4.1	9-21	.429	6-17	.353	7-8	.875	2	5	7	0.2	13	0	8	4	0	3	31	1.1				
01	WASHINGTON, DeVaugh	31-0	99 3.2	5-12	.417	0-0	.000	1-6	.167	1	14	15	0.5	17	0	3	5	4	5	11	0.4				
44	SAYLES, Asown.....	7-0	4 0.6	0-1	.000	0-0	.000	0-0	.000	1	1	2	0.3	0	0	0	0	0	0	0	0.0				
13	VROMAN, Andrew.....	5-0	0 0.0	0-0	.000	0-0	.000	0-0	.000	0	0	0	0.0	0	0	0	0	0	0	0	0.0				
TEAM.....										24	28	52	1.6	0						3					
Total.....		32	3200	359-837	.429	110-334	.329	163-224	.728	167	350	517	16.2	232	0	225	241	34	111	991	31.0				
Opponents.....		32	3200	359-819	.438	123-339	.363	131-203	.645	157	346	503	15.7	251	0	209	255	42	104	972	30.4				

Stats in the Second Half of Games

##	Player	GP-GS	Min--Avg	---TOTAL---		---3-PTS---		---FT-FTA---		---REBOUNDS---				PF	FO	A	TO	Blk	Stl	Pts	Avg					
				FG-FGA	Pct	3FG-FGA	Pct	FT-FTA	Pct	Off	Def	Tot	Avg													
05	WILLIAMS, Leon.....	32-32	512 16.0	91-136	.669	1-1	1.000	111-156	.712	79	94	173	5.4	45	0	15	33	12	31	294	9.2					
33	TILLMAN, Jerome....	31-31	494 15.9	73-136	.537	9-26	.346	61-79	.772	31	78	109	3.5	49	0	15	32	6	10	216	7.0					
04	WALTHER, Bubba.....	30-18	448 14.9	54-150	.360	34-109	.312	50-57	.877	6	27	33	1.1	29	0	62	30	0	30	192	6.4					
11	WHITTINGTON IV, Ber	32-13	360 11.3	52-134	.388	26-65	.400	22-35	.629	6	25	31	1.0	27	0	24	25	1	17	152	4.8					
25	ORR, Justin.....	32-27	343 10.7	35-78	.449	11-27	.407	22-33	.667	15	22	37	1.2	13	0	19	24	4	6	103	3.2					
03	ALLEN, Michael.....	31-28	481 15.5	31-66	.470	8-19	.421	17-31	.548	8	34	42	1.4	52	0	65	36	1	20	87	2.8					
15	HESTER, Allen.....	26-7	161 6.2	13-34	.382	5-19	.263	5-8	.625	3	12	15	0.6	16	0	11	5	1	5	36	1.4					
12	VAN KEMPEN, Kenneth	32-1	158 4.9	14-37	.378	1-2	.500	6-8	.750	10	18	28	0.9	36	0	7	6	3	3	35	1.1					
24	FREEMAN, Tommy.....	29-3	113 3.9	9-20	.450	7-16	.438	4-7	.571	2	6	8	0.3	9	0	8	9	0	2	29	1.0					
44	SAYLES, Asown.....	7-0	24 3.4	2-7	.286	1-2	.500	1-3	.333	4	3	7	1.0	4	0	4	1	0	1	6	0.9					
01	WASHINGTON, DeVaugh	31-0	100 3.2	5-13	.385	0-1	.000	8-14	.571	4	13	17	0.5	32	0	1	10	3	3	18	0.6					
13	VROMAN, Andrew.....	5-0	6 1.2	0-0	.000	0-0	.000	2-2	1.000	0	1	1	0.2	0	0	1	1	0	0	2	0.4					
TEAM.....										20	33	53	1.7	0						1						
Total.....		32	3200	379-811	.467	103-287	.359	309-433	.714	188	366	554	17.3	312	0	232	213	31	128	1170	36.6					
Opponents.....		32	3200	361-826	.437	128-368	.348	246-363	.678	163	311	474	14.8	345	2	207	210	42	101	1096	34.2					

Stats in the Last Five Minutes of Games

##	Player	GP-GS	Min--Avg	---TOTAL---		---3-PTS---		---FT-FTA---		---REBOUNDS---				PF	FO	A	TO	Blk	Stl	Pts	Avg						
				FG-FGA	Pct	3FG-FGA	Pct	FT-FTA	Pct	Off	Def	Tot	Avg														
04	WALTHER, Bubba.....	30-18	-	18-51	.353	14-41	.341	39-43	.907	2	10	12	0.4	11	0	14	10	0	8	89	3.0						
05	WILLIAMS, Leon.....	32-32	-	22-29	.759	1-1	1.000	41-57	.719	21	34	55	1.7	12	0	1	11	6	4	86	2.7						
33	TILLMAN, Jerome....	31-31	-	15-29	.517	2-5	.400	29-37	.784	14	24	38	1.2	24	0	2	8	1	2	61	2.0						
11	WHITTINGTON IV, Ber	32-13	-	16-41	.390	7-17	.412	17-26	.654	3	9	12	0.4	11	0	7	6	0	4	56	1.8						
25	ORR, Justin.....	32-27	-	8-21	.381	4-10	.400	9-14	.643	3	8	11	0.3	2	0	4	5	2	3	29	0.9						
44	SAYLES, Asown.....	7-0	-	2-5	.400	1-2	.500	1-2	.500	2	3	5	0.7	3	0	3	1	0	1	6	0.9						
03	ALLEN, Michael.....	31-28	-	5-14	.357	3-7	.429	10-20	.500	2	12	14	0.5	19	0	18	8	1	5	23	0.7						
15	HESTER, Allen.....	26-7	-	5-9	.556	1-5	.200	4-5	.800	2	3	5	0.2	6	0	1	2	1	1	15	0.6						
13	VROMAN, Andrew.....	5-0	-	0-0	.000	0-0	.000	2-2	1.000	0	1	1	0.2	0	0	1	1	0	0	2	0.4						
12	VAN KEMPEN, Kenneth	32-1	-	4-8	.500	0-1	.000	0-0	.000	1	5	6	0.2	4	0	1	2	0	1	8	0.3						
01	WASHINGTON, DeVaugh	31-0	-	2-5	.400	0-0	.000	3-4	.750	1	4	5	0.2	9	0	1	2	1	3	7	0.2						
24	FREEMAN, Tommy.....	29-3	-	1-3	.333	1-3	.333	3-5	.600	1	1	2	0.1	4	0	3	4	0	1	6	0.2						
TEAM.....										8	9	17	0.5	0						1							
Total.....		32	-	98-215	.456	34-92	.370	158-215	.735	60	123	183	5.7	105	0	56	61	12	33	388	12.1						
Opponents.....		32	-	108-247	.437	36-115	.313	110-168	.655	52	90	142	4.4	125	1	58	49	13	38	362	11.3						