


RECORD BOOK



Individual Season Records



GAMES PLAYED

61	Jason Arbinger	1997
	Scott Malinowski	1997
	Damon Wilcox	1997
60	Jake Eye	1997
	Jason Graham	1997
	Jeff Rook	1997
	Rick Czajkowski	1991
	Doug Renner	1991
59	Robert Maddox III	2008
	Matt Stiffler	2008
58	Eight Tied	

HITTING

BATTING AVERAGE (Min. 100 At-Bats)		
.427	Mike Hannah	1970
.424	Mike Echstenkamper	1979
.420	Terry Harmon	1964
.418	Mike Jaworski	1985
.417	Mike Arbinger	2002
.414	Joe Ausec	1983

AT-BATS

257	Matt Stiffler	2008
243	Jerod Yakubik	2010
238	Adam Fox	2003
236	Robert Maddox III	2010
235	Ben Crabtree	2003
234	Hayden Johnston	2009
233	Phil Sabatini	2003
231	Robert Maddox III	2008
229	Marc Krauss	2008
	Brandon Besl	2007

HITS

92	Hayden Johnston	2009
91	Matt Stiffler	2008
	Ben Crabtree	2003
89	Robert Maddox III	2010
87	Adam Fox	2003
	Jason Graham	1997
86	Ryan Kyes	2001
84	Marc Krauss	2009
82	Ryan Kyes	2000
80	Gauntlett Eldemire	2010
	Mike Arbinger	2002
	Jake Eye	1997

RUNS SCORED

75	Matt Stiffler	2008
73	Marc Krauss	2009
	Ryan Kyes	2001
62	Jason Graham	1997
	Marc Krauss	2008
	Mike Arbinger	2002
61	Gauntlett Eldemire	2009
	Hayden Johnston	2009
59	Jerod Yakubik	2010
	Gauntlett Eldemire	2010

DOUBLES

32	Ryan Kyes	2001
25	Hayden Johnston	2009
21	Adam Fox	2003
	Scott Malinowski	1997
20	Robert Maddox III	2010
	Brandon Besl	2008
	Marc Krauss	2008
19	Jerod Yakubik	2010
	Marc Krauss	2007
18	Brandon Besl	2009
	Adam Fox	2001
	Jason Graham	1997

TRIPLES

9	Dean Washington	1975
8	Matt Stiffler	2007
8	Dirk Harper	1991
7	Scott Kuvinka	1979
	Tom Smith	1970
	Terry Harmon	1965
6	Matt Stiffler	2008
	Jim Shreffler	1950

HOME RUNS

27	Marc Krauss	2009
21	Robert Maddox III	2010
	Gauntlett Eldemire	2009
20	Mike Arbinger	2002
18	Matt Stiffler	2008
17	Andrew See	2001
	Jeff Rook	2000
16	Gauntlett Eldemire	2010
	Anthony Gressick	2004
	Cory Keylor	2001
	Jeff Rook	1999

RUNS BATTED IN

78	Robert Maddox III	2010
70	Marc Krauss	2009
	Andrew See	2001
61	Adam Fox	2003
59	Adam Fox	2002
58	Matt Stiffler	2008
57	Ryan Kyes	2001
	Mike Arbinger	2002
56	Gauntlett Eldemire	2009
	Brady Gick	1997

TOTAL BASES

178	Marc Krauss	2009
174	Robert Maddox III	2010
172	Matt Stiffler	2008
164	Hayden Johnston	2009
162	Ryan Kyes	2001
159	Mike Arbinger	2002
152	Adam Fox	2003
146	Gauntlett Eldemire	2010
	Andrew See	2001
140	Ryan Kyes	2000

SLUGGING PERCENTAGE

.852	Marc Krauss	2009
.828	Mike Arbinger	2002
.781	Joe Ausec	1983
.737	Robert Maddox III	2010
.726	Gauntlett Eldemire	2010
	Ryan Kyes	2001
.712	Mike Echstenkamper	1979
	Rich McKinney	1967
.711	Kevin Priessman	1977
.705	Anthony Gressick	2004

BASES ON BALLS

48	Marc Krauss	2008
46	Marc Krauss	2009
	Matt Engleka	1995
45	Matt Stiffler	2007
42	Scott Buehler	1990
40	Jeff Rook	2000
39	Jeff Rook	1999
	Doug Renner	1991
	Mike Florak	1988
	Mike Florak	1987
38	Mike Schmidt	1970

STRIKEOUTS

58	Jeff Rook	2000
56	Jeff Rook	1997
51	Jeff Rook	1999
49	Cory Keylor	2001
47	Jeff Rook	1998
	Marc Whaley	1987
46	Gauntlett Eldemire	2010
43	Gauntlett Eldemire	2009
42	Robert Maddox III	2008
	Phil Sabatini	2005
	Wes Harrington	1986

STOLEN BASES

24	Matt Hudik	1990
23	King Brady	1947
22	Eric Camfield	1995
20	Tim Thomas	1990
16	Gauntlett Eldemire	2010
	Dave Sparks	1973
	Larry Thomas	1960
	John Dukawich	1952

Active players in bold



Individual Season Records

PITCHING

APPEARANCES

30	Chad Reed	1991
27	Tom Miller	1997
	Adam Redwine	1991
26	Rex Ingham	2010
24	Bryce Butt	2009
	Chad Reed	1992
	Andy Reynolds	1986

GAMES STARTED

17	Ed Robbins	1970
16	Jerry McConnell	1967
15	Aaron Houdeshell	1996
	Bobby Robinson	1990
14	13 tied	

INNINGS PITCHED

120.0	Ed Robbins	1970
102.2	Denny McGee	2001
101.0	Robert Sismondo	1997
98.0	Don Poling	1950
97.2	Chris Rigo	2008
95.0	Brian Mann	1988
92.2	Chris Bova	2004

COMPLETE GAMES

10	Larry Nicholson	1979
	John Burden	1977
9	Aaron Houdeshell	1996
	Cory Corrigan	1993
	Brian Mann	1988
8	Denny McGee	2001
	Tony Schiml	2000
	Ashley Hoskins	1996
	Brian Mann	1989
	John Born	1984
	Dave Tobik	1974
	John Bier	1954

EARNED RUN AVERAGE

0.52	Duane Baker	1958
0.84	Dave Tobik	1974
1.00	Doug Diamond	1971
1.08	Mike Weiss	1974
1.12	Jim Bierman	1972

WINS

14	Ed Robbins	1970
11	Tom Miller	1997
	Robert Sismondo	1997
	Aaron Houdeshell	1996
	Doug Diamond	1971
	Don Poling	1950
10	Denny McGee	2001
	Brian Schubmehl	1997
	Jerry McConnell	1967

Tom Murphy 1965

LOSSES

9	Brian Adams	1987
8	John Born	1985
7	Bryce Butt	2010
	Walt Novosel	2003
	Walt Novosel	2001
	Joe Morvay	1993
	Adam Redwine	1990
	Dave McLaughlin	1986
	Dave McLaughlin	1985
	Rob Livchak	1981
	Mark Person	1977
	John Burden	1976

SAVES

9	Chad Reed	1992
8	Chad Reed	1991
7	Doug Stackhouse	1983
6	Tom Miller	1997
	Chris Rigo	2006
5	Bryce Butt	2009
	Dan O'Rourke	2002
	Chad Reed	1990
	Kevin Hagen	1988
	Kevin Hagen	1987
	Andy Reynolds	1986

STRIKEOUTS

118	Denny McGee	2001
109	Ed Robbins	1970
106	Robert Sismondo	1997
99	Tom Murphy	1965
94	Tom Murphy	1966
84	Robert Sismondo	1998
	Ralph Nuzum	1959

BASES ON BALLS

51	Don Bethel	1981
49	Don Bethel	1982
	Rob Livchak	1982
48	Dave Talboo	1986
	Rob Livchak	1984
46	Walt Novosel	2003

John Born 1984

WINNING PERCENTAGE

(at least six decisions)

1.000	D. Diamond (11-0)	1971
	B Schubmehl (10-0)	1997
	Tom Murphy (10-0)	1965
	Terry Trimmer (8-0)	1964
	Bill Hinkle (8-0)	1957
	Mitch Wright (6-0)	1976
.933	Ed Robbins (14-1)	1970
.889	John Burden (8-1)	1979
	Jim Bierman (8-1)	1973
.875	Bill Adams (7-1)	1974
	Terry Wenger (7-1)	1971
	John Morlan (7-1)	1969

FIELDING

PUTOUTS

448	Jeff Rook	1997
435	Jerod Yakubik	2010
425	Jerod Yakubik	2009
402	Mike Florak	1987
397	Marc Krauss	2007
396	Ben Crabtree	2003
393	Jeff Rook	1998
386	Mike Florak	1988

ASSISTS


183	Tony Gandee	2003
180	Matt Engleka	1995
176	Wes O'Neill	2010
175	Bryant Witt	2004
	Doug Renner	1991
174	Bryant Witt	2005
173	Zach Hartle	2008
168	Zach Keen	2008
	Jason Shockey	2003

ERRORS

27	John Schanzenbach	1982
26	Bryant Witt	2004
	Marc Whaley	1987
25	Damon Wilcox	1996
24	Wes O'Neill	2010
	John Schanzenbach	1984
23	Matt Hudik	1990
	Bryant Witt	2006

Active players in bold

Career Records



GAMES PLAYED

221	Jeff Rook	1997-00
209	Brady Gick	1993-97
208	Mike Arbinger	1999-02
	Rick Czajkowski	1989-92
207	Ryan Kyes	1998-01
206	Scott Malinowski	1995-98
204	Greg Stover	1991-94
200	Chad Young	1990-93
199	Mike Florak	1986-89
195	Marc Simms	1991-94

HITTING

BATTING AVERAGE

.404	Lamar Jacobs	1956-59
.403	John Hrasch	1948-51
.401	Terry Harmon	1964-67
.385	Larry Thomas	1959-62
.379	Kevin Priessman	1977-80
.377	Bob Willet	1963-66
	Jim Shreffler	1948-50
.374	Frank Caruso	1956-58
.371	Mike Hannah	1970-71

AT-BATS

770	Ben Crabtree	2002-05
761	Brandon Besl	2006-09
740	Mike Arbinger	1999-02
735	Ryan Kyes	1998-01
716	Rick Czajkowski	1989-92
710	Jeff Rook	1997-00
705	Matt Stiffler	2005-08
692	Robert Maddox III	2008-2010
679	Anthony Gressick	2003-06
672	Greg Stover	1991-94

HITS

269	Ben Crabtree	2002-05
268	Ryan Kyes	1998-01
266	Mike Arbinger	1999-02
238	Brandon Besl	2006-09
234	Adam Fox	2001-03
233	Rick Czajkowski	1989-92
231	Robert Maddox III	2008-2010
230	Matt Stiffler	2005-08
229	Marc Krauss	2007-09
228	Anthony Gressick	2003-06

RUNS SCORED

200	Mike Arbinger	1999-02
198	Ryan Kyes	1998-01
178	Matt Stiffler	2005-08
176	Marc Krauss	2007-09
156	Gauntlett Eldemire	2008-2010
155	Jeff Rook	1997-00
151	Marc Sims	1991-94
148	Ben Crabtree	2002-05
146	Robert Maddox III	2008-2010
145	Dan Lunsford	2001-04

Active players in bold

DOUBLES

67	Ryan Kyes	1998-01
60	Brandon Besl	2006-09
53	Ben Crabtree	2002-05
	Adam Fox	2001-03
	Scott Malinowski	1995-98
52	Marc Krauss	2007-09
44	Hayden Johnston	2006-09
	Matt Stiffler	2005-08
	Anthony Gressick	2003-06
42	Chuck Lombardy	1998-01

TRIPLES

16	Matt Stiffler	2005-08
12	Dirk Harper	1989-92
	Dean Washington	1974-77
10	Terry Harmon	1964-67
9	Ryan Kyes	1998-01
	Marc Sims	1991-94
	Tom Smith	1969-71
8	Pat Miller	1980-83
	Larry Thomas	1959-62
	Phil Sabatini	2002-05
	Myron Stallsmith	1957-60
	Jim Shreffler	1948-50

HOME RUNS

48	Jeff Rook	1997-00
45	Marc Krauss	2007-09
44	Gauntlett Eldemire	2008-2010
43	Robert Maddox III	2008-2010
38	Adam Fox	2001-03
	Mike Arbinger	1999-02
36	Anthony Gressick	2003-06
35	Ryan Kyes	1998-01
34	Cory Keylor	1999-01
33	Andrew See	1999-01

RUNS BATTED IN

181	Robert Maddox III	2008-2010
179	Jeff Rook	1997-00
176	Ben Crabtree	2002-05
175	Mike Arbinger	1999-02
171	Adam Fox	2001-03
166	Marc Krauss	2007-09
158	Ryan Kyes	1998-01
157	Anthony Gressick	2003-06
153	Brandon Besl	2006-09
146	Gauntlett Eldemire	2008-2010

TOTAL BASES

444	Mike Arbinger	1999-02
422	Marc Krauss	2007-09
418	Ben Crabtree	2002-05
411	Robert Maddox III	2008-2010
405	Adam Fox	2001-03
384	Anthony Gressick	2003-06
382	Brandon Besl	2006-09
378	Matt Stiffler	2005-08
364	Gauntlett Eldemire	2008-2010
358	Ryan Kyes	1998-01

SLUGGING PERCENTAGE

.697	Rich McKinney	1967-68
.675	Marc Krauss	2007-09
.647	Andrew See	1999-01
.643	Wes Harrington	1983-86
.640	Mike Schmidt	1969-71
.638	Terry Harmon	1964-67
.634	Cory Keylor	1999-01
.633	Mike Hannah	1970-71
.631	Gauntlett Eldemire	2008-2010
.623	Ryan Kyes	1998-01

BASES ON BALLS

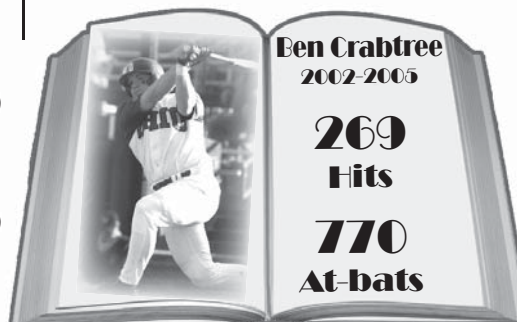
137	Mike Florak	1986-89
133	Jeff Rook	1997-00
129	Marc Krauss	2007-09
118	Matt Stiffler	2005-08
107	Mike Arbinger	1999-02
101	Matt Engleka	1991-95
95	Chris Tenoglia	1981-84
94	Jason Arbinger	1997-99
92	Greg Stover	1991-94
91	Marc Sims	1991-94

STRIKEOUTS

212	Jeff Rook	1997-00
129	Gauntlett Eldemire	2008-2010
118	Marc Whaley	1985-88
113	Justin Harmon	1993-96
	Phil Sabatini	2002-05
112	Bart Leahy	1995-98
	Wes Harrington	1983-86
109	Mike Florak	1986-89
108	Hayden Johnston	2006-09
104	Robert Maddox III	2008-2010
	Anthony Gressick	2003-06

STOLEN BASES

42	Marc Sims	1991-94
39	Eric Camfield	1992-95
37	Gauntlett Eldemire	2008-2010
36	Tim Thomas	1989-90
34	Mike Goldstein	1996-99
	Matt Hudik	1989-90
33	Greg Stover	1991-94
32	Keith Vrotsos	1981-84
31	Phil Sabatini	2002-05
30	Lyle Govert	1976-79





Career Records

PITCHING

APPEARANCES

81	Chad Reed	1989-92
80	Adam Goodpasture	2006-09
76	Adam Redwine	1989-92
66	Dan O'Rourke	2002-05
63	Chris Rigo	2006-09
	Cory Corrigan	1990-93
	Kris Franko	1990-93
59	Kevin Mementowski	2006-09
	Jim Bierman	1971-74
57	Chris Bova	2001-04
	Tom Miller	1995-97
	Mark Bradley	1988-91

INNINGS PITCHED

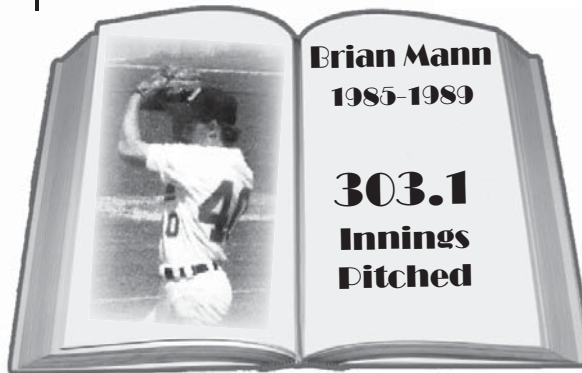
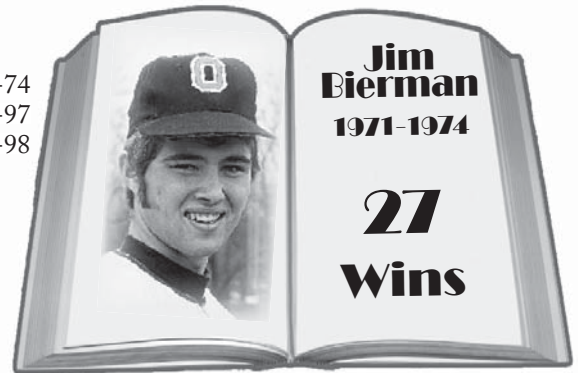
303.1	Brian Mann	1985-89
283.2	Walt Novosel	2000-03
283.0	Chris Bova	2001-04
275.2	Aaron Houdeshell	1994-97
274.0	Chris Rigo	2006-09
266.2	John Burden	1976-79
260.1	Derek Witt	2003-06
260.0	Jim Bierman	1971-74
248.0	Denny McGee	1998-01
247.0	Robert Sismondo	1996-98

EARNED RUN AVERAGE

0.99	Dave Tobik	1972-74
1.37	Doug Diamond	1970-72
1.63	Larry Robinson	1964-66
2.08	Jim Bierman	1971-74
2.23	Len Stahl	1963-65
2.24	Jerry McConnell	1965-67
2.32	Ed Robbins	1967-70
2.34	Tom Murphy	1965-66
2.40	Terry Wenger	1970-73
	Mickey Urban	1957-59

WINS

27	Jim Bierman	1971-74
25	Aaron Houdeshell	1993-97
24	Robert Sismondo	1996-98
23	Ed Robbins	1967-70
21	Brian Mann	1985-89
	John Burden	1976-79
	Bill Hirzel	1961-63
	John Bier	1951-54
	Don Poling	1948-50
20	Len Stahl	1963-65



STRIKEOUTS

261	Denny McGee	1998-01
254	Robert Sismondo	1996-98
214	Chris Bova	2001-04
	Ed Robbins	1967-70
203	Ralph Nuzum	1956-59
198	Chris Rigo	2006-09
196	John Born	1981-84
193	Tom Murphy	1965-66
	Brian Mann	1985-89
187	Marc Cornell	2001-04
	Jim Bierman	1971-74

LOSSES

22	Walt Novosel	2000-03
	Dave McLaughlin	1980-83
	Mark Persson	1977-80
18	John Burden	1976-79
17	Jake Eye	1994-97
	Adam Redwine	1989-92
	John Born	1981-84
16	Brian Mann	1985-89
	Rob Livchak	1981-84
15	Larry Nicholson	1976-79

BASES ON BALLS

160	Don Bethel	1980-83
149	Walt Novosel	2000-03
145	Rob Livchak	1981-84
131	John Born	1981-84
120	Jake Eye	1994-97
116	Denny McGee	1998-01
107	Chris Rigo	2006-09
104	Pat Rose	1977-80
103	Zach Elmer	2006-09
	Mike Sohmer	1981-84

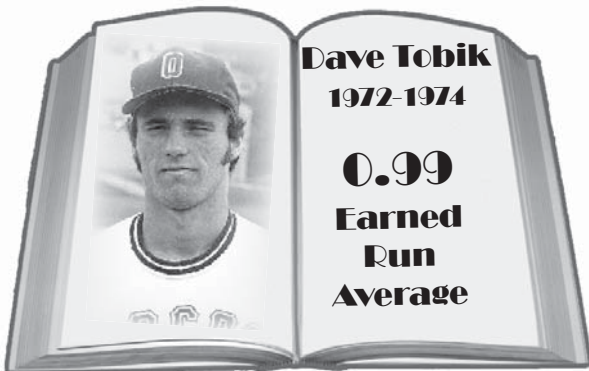
SAVES

22	Chad Reed	1989-92
12	Kevin Hagen	1985-88
	Dan O'Rourke	2002-05
	Doug Stackhouse	1979-83
11	Tom Miller	1995-97
8	Chris Rigo	2006-09
7	Yale Silverman	2004-06
6	John Angelicchi	2005-08
	Brian Young	1988-90
5	Bryce Butt	2009-2010
	Andy Reynolds	1985-88
	Mitch Wright	1976-78

WINNING PERCENTAGE


(at least 12 decisions)

.941	Brian Schubmehl (16-1)	1996-97
	Tom Murphy (16-1)	1965-66
.882	Doug Diamond (17-2)	1970-72
.833	Russ Herbert (10-2)	1992-94
.824	Bill Hinkle (14-3)	1955-57
.800	Len Stahl (20-5)	1963-65
.792	Ralph Nuzum (19-5)	1956-59
.789	Mickey Urban (15-4)	1957-59
.788	Jim Bierman (27-6)	1971-74
.778	Tony Schiml (14-4)	1999-00



Active players in bold

Team Season Records



HITTING

Games	61	1997
At-Bats	2,161	2008
Runs	527	2001
Hits	665	2008
RBI	490	2001
Batting Avg.	.331	2001
Doubles	135	2001
Triples	29	1991
Home Runs	122	2001
Slugging Pct.	.594	2001
Sacrifices	60	1996
Strikeouts	334	2001
Walks	239	'84, '99, '01
Hit Batsmen	102	2009
Stolen Bases	78	1990
Total Bases	1,158	2001

PITCHING

Complete Games	26	1979
Most Batters Faced	2,426	2008
Most At-Bats	2,123	2008
Most Wins	43	1997
Most Losses	35	'88, '10
Most Saves	15	2003
Most Innings Pitched	528.1	2008
Most Hits Allowed	656	2010
Most Runs Allowed	429	2010
Most Earned Runs	361	2001
Lowest ERA	1.94	1965
Most Walks Issued	256	1981
Most Strikeouts	420	2003
Most Batters Hit	85	2002
Most Wild Pitches	88	2003
Most Balks	13	'07, '10

FIELDING

Most Putouts	1,585	2008
Most Assists	707	2008
Most Errors	110	1991
Most Double Plays	60	1988
Highest Fielding Pct.	.971	1973

THE 2001 BOBCATS SET 12 TEAM RECORDS AND FINISHED FIRST IN THE NATION IN HOME RUNS WITH 122.



THE 1997 BOBCATS HOLD THE RECORD FOR MOST WINS IN A SEASON WITH 43 AND MOST GAMES PLAYED WITH 61.



THE 1965 BOBCATS COMPILED A TEAM ERA OF 1.94, THE LOWEST IN OHIO HISTORY.



THE 1990 BOBCATS STOLE 78 BASES, MORE THAN ANY OTHER OHIO TEAM IN HISTORY.



Yearly Records/MAC Champs

YEAR	OVERALL	YEAR	OVERALL	MAC	FINISH	REGULAR SEASON	TOURNAMENT
		1947	13-5	5-2	First	OHIO	
		1948	18-14	7-2	First	OHIO	
1892	2-1	1949	14-10-1	3-5	Fourth	Western Michigan	
1893-99	No records	1950	25-5	8-2	Second	Western Michigan	
1900	2-2	1951	13-12	3-4	Third	Western Michigan	
1901	0-1	1952	18-6	7-2	Second	Western Michigan	
1902	3-1	1953	17-4	8-1	First	OHIO	
1903	5-3	1954	19-6	8-1	First	OHIO	
1904	3-1	1955	11-10	4-4	Tie-Fourth	Western Michigan	
1905	1-0	1956	20-7	7-2	First	OHIO	
1906	6-3	1957	20-5	9-2	Second	Western Michigan	
1907	10-2	1958	17-4	8-1	Second	Western Michigan	
1908	13-0	1959	18-4	8-2	First	Western Michigan/OHIO*	
1909	7-3	1960	17-5	8-1	First	OHIO	
1910	5-4	1961	13-6	7-3	Third	Western Michigan	
1911	1-8-1	1962	18-8	7-5	Third	Western Michigan	
1912	8-6	1963	17-8	9-3	Second	Western Michigan	
1913	4-3	1964	21-4	10-4	First	Kent State/OHIO**	
1914	7-7	1965	28-3	11-1	First	OHIO	
1915	13-5	1966	15-4-1	5-2	Second	Western Michigan	
1916	4-8	1967	19-9	8-3	Second	Western Michigan	
1917	0-1	1968	23-6	9-0	First	OHIO	
1918	7-1	1969	18-12	13-3	First	OHIO	
1919	6-1	1970	33-6	14-1	First	OHIO	
1920	8-4	1971	30-7	11-3	First	OHIO	
1921	14-6	1972	20-9-2	7-4-1	Second	Bowling Green	
1922	4-8	1973	28-9	13-5	Second	Miami	
1923	4-4	1974	28-15	11-7	Third	Miami	
1924	6-2	1975	26-12	10-4	Second	Eastern Michigan	
1925	6-5	1976	25-20	11-7	Second	Eastern Michigan	
1926	5-7	1977	22-26	7-9	Fifth	Central Michigan	
1927	5-7	1978	19-23	5-11	Seventh	Eastern Michigan	
1928	8-4	1979	20-20	8-4	Second	Miami	
1929	12-6	1980	16-23-1	4-12	Tie-Ninth	Central Michigan	
1930	9-4	1981	12-34	5-13	Ninth	Central Michigan	Eastern Michigan
1931	12-2	1982	26-23-1	10-5	First • East	Eastern Michigan	Eastern Michigan
1932	11-5	1983	26-19	10-4	First • East	Miami	Miami
1933	5-7	1984	22-31	15-14	Third	Central Michigan	N/A
1934	9-6	1985	16-34	7-20	Ninth	Central Michigan	N/A
1935	9-6	1986	20-33	11-20	Seventh	Central Michigan	N/A
1936	12-5	1987	18-33	7-19	Eighth	Central Michigan	N/A
1937	21-3	1988	22-35	11-21	Eighth	Central Michigan	N/A
1938	11-10	1989	25-19	17-10	Third	Western Michigan	N/A
1939	12-8	1990	29-27	12-16	Sixth	Central Michigan	N/A
1940	11-9	1991	33-27	20-11	First	OHIO	N/A
1941	11-5	1992	33-22	20-12	Second	Kent State	Kent State
1942	12-3	1993	21-26	13-15	Fifth	Kent State	Kent State
1943	3-5	1994	34-19	18-10	Second	Kent State	Central Michigan
1944	4-1	1995	31-25	15-17	Seventh	Bowling Green	Central Michigan
1945	9-2	1996	34-23	22-9	Second	Kent State	Akron
1946	12-1	1997	43-18	22-9	First	OHIO	OHIO
		1998	31-24	13-17	Fourth • East	Ball State	Bowling Green
		1999	26-28	17-13	Fourth • East	Ball State	Bowling Green
		2000	31-25-1	20-9	Second • East	Kent State	Miami
		2001	29-25	16-11	Tie-Second • East	Ball State	Kent State
		2002	26-25	14-13	Fourth • East	Bowling Green	Kent State
		2003	35-23	15-11	Third • East	Kent State	Eastern Michigan
		2004	25-29	12-12	Third • East	Central Michigan	Kent State
		2005	25-25-1	9-10-1	Third • East	Miami	Miami
		2006	22-25	14-13	Third • East	Kent State	Ball State
		2007	23-31	8-19	Fifth • East	Eastern Michigan	Kent State
		2008	29-30	14-13	Third • East	Kent State	Eastern Michigan
		2009	29-24	19-8	Second • East	Bowling Green	Kent State
		2010	20-35	13-14	T-Third • East	Central Michigan	Kent State

The Mid-American Conference did not sponsor baseball until 1947.

Note: MAC Tournament did not begin until 1981 and was not held from 1984-1991. * In 1959, Western Michigan defeated co-champion Ohio for the District IV playoff berth.

** In 1964, Kent defeated co-champion Ohio for the District IV playoff berth.



All-Time Series History

SCHOOL	G	W-L-T	PCT	LAST	SCHOOL	G	W-L-T	PCT	LAST
Akron	86	52-34	.605	2010	Milligan	3	3-0	1.000	1994
Alabama	2	0-1-1	.500	1972	Milwaukee	First Meeting			
Arkansas State	2	2-0	1.000	1972	Minnesota	3	2-1	.667	1970
Army	2	1-1	.500	2009	Morehead State	26	19-7	.731	1994
Ashland	28	23-5	.820	1995	Morris Harvey	1	1-0	1.000	1979
Auburn	10	2-8	.200	1990	Muskingum	2	2-0	1.000	1966
Augusta College	1	1-0	1.000	1991	North Carolina	11	2-9	.182	1996
Ball State	95	53-42	.558	2010	NC A&T	1	0-1	.000	2010
Bowling Green	118	58-59-1	.496	2010	NC State	13	3-11	.231	1997
Brown	3	3-0	1.000	1998	Northern Illinois	37	21-16	.568	2010
Buffalo	31	20-10-1	.661	2010	Northern Kentucky	2	1-1	.500	1981
Butler	3	2-1	.667	2007	Notre Dame	12	9-3	.750	1972
Campbell	5	1-4	.200	2005	Oakland	5	2-3	.400	2007
Canisius	3	3-0	1.000	2003	Ohio Dominican	7	5-2	.714	1989
Central Michigan	87	32-55	.368	2010	Ohio State	66	29-37	.439	1994
Charleston	2	2-0	1.000	1985	Ohio Wesleyan	20	16-4	.800	2008
Charleston Southern	5	3-2	.600	2008	Old Dominion	1	1-0	1.000	1984
Citadel	1	0-1	.000	1996	Otterbein College	10	9-1	.900	2009
Cincinnati	60	32-28	.533	2010	Pittsburgh	12	8-4	.667	2009
Clemson	31	11-19-1	.355	2001	Purdue	8	2-6	.250	2010
Cleveland State	48	32-16	.660	2010	Radford	6	3-3	.500	2007
Columbia	4	3-1	.750	2002	Richmond	1	1-0	1.000	1984
Columbus College	12	7-5	.583	1990	Rio Grande	9	8-0-1	.875	2008
Coastal Carolina	17	6-11	.353	1999	Robert Morris	4	4-0	1.000	1985
Davidson	8	3-5	.375	2009	Shawnee State	3	3-0	1.000	2009
Dayton	37	29-8	.784	2010	South Alabama	12	3-9	.250	1977
Denison	3	2-1	.667	1994	South Carolina	12	3-9	.250	1995
Detroit	2	1-1	.500	1965	Southern Illinois	6	2-4	.333	1971
Duke	4	1-3	.250	1988	Stetson	8	2-6	.250	1987
Duquesne	16	7-9	.438	2010	St. Francis	2	1-1	.500	1984
East Tennessee	3	2-1	.667	1967	St. Xavier	4	1-3	.250	1981
East Carolina	20	2-18	.100	1999	Tampa	2	2-0	1.000	1973
Eastern Kentucky	6	2-4	.333	2010	Tennessee	19	4-15	.211	2009
Eastern Michigan	100	44-56	.440	2009	Tenn.-Chattanooga	3	3-0	1.000	1974
Elon	2	1-1	.500	2010	Tennessee Tech	First Meeting			
Erskine	2	1-1	.500	1969	Texas	1	0-1	.000	1970
Farleigh-Dickinson	1	1-0	1.000	1991	Toledo	113	62-51	.549	2009
Ft. Bragg	1	1-0	1.000	1964	Towson	1	1-0	1.000	2010
Furman	19	11-8	.579	2010	UCLA	1	0-1	.000	1997
Florida	4	1-3	.250	1982	UNC Asheville	7	7-0	1.000	1998
Florida State	2	1-1	.500	1974	UNC Charlotte	3	3-0	1.000	1983
Georgia	3	3-0	1.000	1994	UNC Greensboro	17	3-14	.176	2008
Georgia Tech	3	1-2	.333	1994	UNC Wilmington	13	3-10	.231	1995
High Point	1	1-0	1.000	2001	USC	1	1-0	1.000	1970
Illinois-Chicago	3	3-0	1.000	1999	Valdosta State	5	2-3	.400	1978
Illinois State	2	1-1	.500	2000	Valparaiso	1	1-0	1.000	1968
Indiana	2	0-2	.000	1982	Vanderbilt	12	3-9	.250	2010
Iowa State	1	1-0	1.000	1970	Virginia Comm	2	1-1	.500	1984
IPFW	8	6-2	.750	2005	Virginia Military	1	1-0	1.000	1998
Jacksonville	5	4-1	.800	1982	Virginia Tech	10	6-4	.600	2004
James Madison	5	1-4	.200	2005	Wake Forest	13	6-7	.462	2007
Kent State	134	75-59	.560	2010	Washington & Lee	1	1-0	1.000	1968
Kentucky	9	2-7	.222	2000	Western Carolina	3	0-3	.000	1983
Lafayette	1	0-1	.000	2009	Western Kentucky	9	2-7	.222	2006
Lehigh	First Meeting				Western Michigan	104	53-51	.510	2009
Le Moyne	6	1-5	.167	2006	West Virginia	43	18-24-1	.430	2009
Lincoln Memorial	3	1-2	.000	1991	West Virginia State	18	16-2	.889	2010
Louisiana State	3	0-3	.000	1999	W.Va. Wesleyan	7	7-0	1.000	1971
Marietta	6	4-2	.667	1991	Wilmington	3	2-1	.667	2006
Marshall	95	71-24	.747	2010	Wittenberg	1	0-1	.000	1987
Memphis	3	1-2	.333	2008	Wright State	34	17-16-1	.515	2009
Miami	147	81-66	.551	2010	Xavier	44	35-9	.795	2008
Michigan	3	0-3	.000	2005	Yale	2	2-0	1.000	2000
Michigan State	19	11-8	.579	2006	Youngstown State	29	23-6	.793	2008
Middle Tennessee State	3	0-3	.000	2010	Bold indicates 2010 opponent				



Year-by-Year Results

HOME GAMES IN CAPS

* Mid-American Conference game

1990 (29-27, 12-16 MAC)

at Kentucky	2-5	L
at Kentucky	0-9	L
at UNC Asheville	13-7	W
at UNC Asheville	4-2	W
at Clemson	6-12	L
at Clemson	4-6	L
at Auburn	3-8	L
at Auburn	4-7	L
at Michigan State	3-1	W
at Michigan State	2-3	L
at Columbus College	5-11	L
XAVIER	5-4	W
XAVIER	6-2	W
at Marshall	10-1	W
MOREHEAD STATE	7-6	W
MOREHEAD STATE	8-3	W
WEST VIRGINIA	5-7	L
WEST VIRGINIA	5-0	W
at Marietta	4-6	L
CINCINNATI	7-3	W
at Bowling Green*	6-11	L
at Bowling Green*	6-8	L
at Bowling Green*	8-0	W
at Bowling Green*	6-3	W
AKRON	8-9	L
TOLEDO*	0-1	L
TOLEDO*	9-3	W
at Ball State*	0-3	L
at Ball State*	4-1	W
at Central Michigan*	0-2	L
at Central Michigan*	3-4	L
at Central Michigan*	1-6	L
at Central Michigan*	1-9	L
at Miami*	1-2	L
at Miami*	12-7	W
EASTERN MICHIGAN*	0-3	W
EASTERN MICHIGAN*	6-0	W
EASTERN MICHIGAN*	3-7	L
EASTERN MICHIGAN*	5-7	L
DAYTON	4-0	W
OHIO STATE	4-3	W
KENT STATE*	1-0	W
KENT STATE*	1-3	L
KENT STATE*	6-5	W
BALL STATE*	6-5	W
BALL STATE*	2-0	W
at Ohio State	4-2	W
YOUNGSTOWN STATE	12-7	W
YOUNGSTOWN STATE	4-3	W
OHIO WESLEYAN	7-0	W
OHIO WESLEYAN	12-4	W
MIAMI*	2-0	W
MIAMI*	0-2	L
at Western Michigan*	8-9	L
at Western Michigan*	9-11	L
at Western Michigan*	8-1	W

1991 (33-27, 20-11 MAC) MAC CHAMPS

at West Virginia State	14-8	W
at West Virginia State	9-0	W
at Lincoln Memorial	5-4	W
at Lincoln Memorial	5-9	L
at Lincoln Memorial	9-18	L
at Tennessee	2-7	L

at Tennessee	6-19	L
at Augusta College	2-1	W
at South Carolina	8-10	L
at Coastal Carolina	4-6	L
at Coastal Carolina	11-8	W
at Farleigh-Dickinson	21-2	W
at UNC Greensboro	22-5	W
MARSHALL	12-3	W
OHIO WESLEYAN	1-8	L
MARIETTA	5-1	W
at Akron	3-2	W
at Akron	4-5	L
at Morehead State	2-4	L
at Morehead State	4-5	L
at Cincinnati	8-9	L
BOWLING GREEN*	4-2	W
BOWLING GREEN*	0-1	L
BOWLING GREEN*	8-4	W
BOWLING GREEN*	10-18	L
at Marshall	15-5	W
at Toledo*	5-4	W
at Toledo*	1-0	W
at Toledo*	3-2	W
at Toledo*	7-0	W
BALL STATE*	4-2	W
BALL STATE*	10-5	W
CENTRAL MICHIGAN*	3-1	W
CENTRAL MICHIGAN*	4-3	W
CENTRAL MICHIGAN*	4-2	W
CENTRAL MICHIGAN*	4-3	W
MIAMI*	9-4	W
MIAMI*	2-5	L
at Eastern Michigan*	1-5	L
at Eastern Michigan*	13-3	W
at Eastern Michigan*	4-2	W
at Eastern Michigan*	1-8	L
at Cleveland State	7-4	W
at Ohio State	3-4	L
at Kent State*	13-6	W
at Kent State*	6-2	W
at Kent State*	1-4	L
at Kent State*	1-5	L

at Ball State*	13-14	L
at Ball State*	4-8	L
at Ohio State	3-11	L
at Xavier	14-13	W
at Miami*	5-3	W
WESTERN MICHIGAN*	4-6	L
WESTERN MICHIGAN*	5-4	W
WESTERN MICHIGAN*	4-1	W
WESTERN MICHIGAN*	0-9	L
NCAA MIDEAST REGIONAL		
vs. NC State	5-11	L
vs. Furman	2-7	L

1992 (33-22, 20-12 MAC)

at Tennessee	6-7	L
at Tennessee	0-12	L
at Tennessee	11-9	W
at NC State	0-3	L
at UNC Wilmington	5-6	L
at Coastal Carolina	6-4	W
at Coastal Carolina	6-11	L
at Coastal Carolina	7-4	L
at Clemson	12-2	W
at Clemson	2-6	L
at Clemson	1-21	L
WESTERN MICHIGAN*	5-3	W
WESTERN MICHIGAN*	1-5	L
at Marshall	3-4	L
at Wright State	6-8	L
at Eastern Michigan*	11-2	W
at Eastern Michigan*	2-7	L
MIAMI*	4-3	W
MIAMI*	4-2	W
TOLEDO*	3-2	W
TOLEDO*	5-6	L
TOLEDO*	7-0	W
TOLEDO*	4-6	L
at Morehead State	5-2	W
at Ohio State	1-3	L
BALL STATE*	1-3	L
BALL STATE*	4-5	L
BALL STATE*	3-6	L
BALL STATE*	10-12	L
MIAMI*	5-4	W
MIAMI*	3-6	L
at Ashland	5-4	W
at Ashland	4-3	W
AKRON*	1-5	L
AKRON*	4-3	W
AKRON*	2-3	L
AKRON*	6-1	W
at Youngstown State	5-4	W
BOWLING GREEN*	8-1	W
BOWLING GREEN*	2-0	W
BOWLING GREEN*	1-4	L
BOWLING GREEN*	2-3	L
at Denison	4-2	W
KENT STATE*	1-2	L
KENT STATE*	0-1	L
KENT STATE*	2-5	L
KENT STATE*	2-1	W

MAC TOURNAMENT

vs. Central Michigan	2-12	L
vs. Ball State	7-1	W
vs. Kent State	4-10	L

1993 (21-26, 13-15 MAC)

at Tennessee	6-7	L
at Tennessee	0-12	L
at Tennessee	11-9	W
at NC State	0-3	L
at UNC Wilmington	5-6	L



Bobcat Cory Corrigan was a First Team All-MAC selection in 1992 and an Academic All-MAC honoree in '92 and '93.

Year-by-Year Results



at Coastal Carolina	6-4	W
at Coastal Carolina	6-11	L
at Coastal Carolina	7-14	L
at Clemson	12-2	W
at Clemson	2-6	L
at Clemson	1-21	L
WESTERN MICHIGAN*	5-3	W
WESTERN MICHIGAN*	1-5	L
at Marshall	3-4	L
WRIGHT STATE	6-8	L
at Eastern Michigan*	11-2	W
at Eastern Michigan*	2-7	L
MIAMI*	4-3	W
MIAMI*	4-2	W
TOLEDO*	3-2	W
TOLEDO*	5-6	L
TOLEDO*	7-0	W
TOLEDO*	4-6	L
MOREHEAD STATE	5-2	W
OHIO STATE	1-3	L
at Ball State*	5-3	W
at Ball State*	4-5	L
at Ball State*	3-6	L
at Ball State*	10-12	L
at Miami*	5-4	W
at Miami*	3-6	L
ASHLAND	5-4	W
ASHLAND	4-3	W
AKRON*	1-5	L
AKRON*	4-3	W
AKRON*	2-3	L
AKRON*	6-1	W
YOUNGSTOWN STATE	5-4	W
at Bowling Green*	8-1	W
at Bowling Green*	2-0	W
at Bowling Green*	1-4	L
at Bowling Green*	2-3	L
DENISON	4-2	W
at Kent State*	4-2	W
at Kent State*	0-1	L
at Kent State*	2-5	L
at Kent State*	2-1	W

1994 (34-19, 18-10 MAC)

at Tennessee	2-10	L
at Tennessee	5-6	L
at Tennessee	0-15	L
at West Virginia State	10-6	W
at West Virginia State	8-3	W
at Milligan	8-0	W
at Milligan	2-0	W
at Milligan	10-0	W
at Furman	9-2	W
at Georgia	11-10	W
at Georgia	8-6	W
at Georgia Tech	4-6	L
at Georgia Tech	5-12	L
at Morehead State	9-8	W
MARSHALL	3-2	W
at Western Michigan*	3-4	L
at Western Michigan*	3-4	L
at Western Michigan*	5-3	W
at Western Michigan*	3-4	L
CINCINNATI	1-0	W
EASTERN MICHIGAN*	6-8	L
EASTERN MICHIGAN*	8-7	W
at Miami*	5-6	L
at Miami*	4-2	W
at Toledo*	7-6	W
at Toledo*	4-5	L
at Toledo*	7-8	L
at Toledo*	2-1	W
YOUNGSTOWN STATE	5-1	W

YOUNGSTOWN STATE	24-4	W
BALL STATE*	9-5	W
BALL STATE*	19-4	W
BALL STATE*	8-1	W
BALL STATE*	11-7	W
MIAMI*	15-8	W
MIAMI*	13-6	W
at Akron*	15-13	W
at Akron*	5-4	W
at Akron*	1-4	L
at Akron*	5-0	W
at Denison	9-11	L
at Ohio State	2-7	L
BOWLING GREEN*	3-1	W
BOWLING GREEN*	5-4	W
DAYTON	8-7	W
DAYTON	12-6	W
KENT STATE*	7-9	L
KENT STATE*	3-12	L
KENT STATE*	6-5	W
KENT STATE*	5-1	W

MAC TOURNAMENT

vs. Bowling Green	7-6	W
vs. Central Michigan	0-5	L
at Kent State	7-9	L

1995 (31-25, 15-17 MAC)

at Kentucky	5-9	L
at Kentucky	4-3	W
CLEVELAND STATE	7-1	W
CLEVELAND STATE	2-1	W
MARSHALL	7-5	W
MARSHALL	8-1	W
vs. Illinois State	1-3	L
at Davidson	4-5	L
at South Carolina	1-6	L
at Coastal Carolina	20-11	W
at Coastal Carolina	11-12	L
at Coastal Carolina	8-9	L
at UNC Wilmington	3-2	W
RIO GRANDE	12-3	W
RIO GRANDE	2-0	W
DAYTON	3-1	W
WILMINGTON COLL.	12-1	W
XAVIER	5-7	W
at Central Michigan*	4-8	L
at Central Michigan*	11-4	W
at Central Michigan*	0-7	L
at Central Michigan*	5-7	L
WRIGHT STATE	15-5	W
WESTERN MICHIGAN*	10-12	L
WESTERN MICHIGAN*	2-10	L
WESTERN MICHIGAN*	6-4	W
WESTERN MICHIGAN*	3-5	L
MIAMI*	4-6	L
MIAMI*	5-14	L
at Eastern Michigan*	2-1	W
at Eastern Michigan*	6-9	L
at Eastern Michigan*	1-6	L
at Eastern Michigan*	5-1	W
at Marshall	13-3	W
TOLEDO*	3-2	W
TOLEDO*	4-2	W
TOLEDO*	3-2	W
TOLEDO*	3-2	W
at Miami*	2-3	L
at Miami*	1-10	L
at Ball State*	6-2	W
at Ball State*	3-4	L
at Ball State*	2-1	W
at Ball State*	3-1	W
YOUNGSTOWN STATE	3-2	W
YOUNGSTOWN STATE	9-5	W

AKRON*	3-1	W
AKRON*	10-0	W
AKRON*	0-4	L
AKRON*	9-2	W
at Bowling Green*	7-8	L
at Bowling Green*	3-4	L
at Bowling Green*	19-4	W
at Bowling Green*	4-5	L
ASHLAND	5-4	W
ASHLAND	2-9	L

1996 (34-23, 21-11 MAC)

at Marshall	12-10	W
at Eastern Kentucky	8-1	W
at Radford	4-3	W
at Radford	5-4	W
WEST VIRGINIA STATE	12-7	W
at North Carolina	1-12	L
at North Carolina	4-6	L
at Charleston Southern	5-6	L
at The Citadel	3-9	L
at Clemson	3-11	L
at Clemson	9-3	W
at Coastal Carolina	8-16	L
at Coastal Carolina	9-16	L
CINCINNATI	6-1	W
CINCINNATI	4-15	L
at Xavier	14-6	W
CENTRAL MICHIGAN*	3-1	W
CENTRAL MICHIGAN*	3-2	W
CENTRAL MICHIGAN*	0-2	L
CENTRAL MICHIGAN*	1-9	L
OHIO WESLEYAN	7-0	W
MARSHALL	8-3	W
MARSHALL	21-4	W
at Western Michigan*	6-4	W
at Western Michigan*	2-1	W
at Western Michigan*	6-16	W
at Western Michigan*	6-1	W
at Miami*	9-7	W
at Miami*	6-3	W
EASTERN MICHIGAN*	2-1	W
EASTERN MICHIGAN*	1-18	L
EASTERN MICHIGAN*	7-0	W
EASTERN MICHIGAN*	6-4	W
at Cleveland State	2-4	L
at Cleveland State	7-11	L
at Toledo*	3-5	L
at Toledo*	6-7	L
at Toledo*	3-8	L
at Toledo*	0-4	L
MIAMI*	3-1	W
MIAMI*	7-6	W
BALL STATE*	9-2	W
BALL STATE*	5-4	W
BALL STATE*	16-0	W
BALL STATE*	1-0	W
at Akron*	4-2	W
at Akron*	2-9	W
at Akron*	11-0	W
at Akron*	14-9	W
BOWLING GREEN*	4-1	W
BOWLING GREEN*	0-3	L
BOWLING GREEN*	1-6	L
BOWLING GREEN*	5-3	W

MAC TOURNAMENT

vs. Toledo	3-2	W
vs. Akron	4-6	W
vs. Toledo	6-4	W
vs. Akron	6-15	L



Year-by-Year Results

1997 (43-18, 22-9 MAC) MAC CHAMPS

at Radford	0-1	L
at Radford	2-6	L
at Radford	6-4	W
at Marshall	3-4	L
at Marshall	2-1	W
at Wake Forest	2-13	L
at Wake Forest	5-3	W
at Cincinnati	10-2	W
at UNC Asheville	2-9	W
at UNC Asheville	9-5	W
at UNC Asheville	16-6	W
at Kentucky	15-4	W
WEST VIRGINIA STATE	17-3	W
vs. Cleveland State	3-2	W
at UNC Greensboro	6-8	L
vs. Cleveland State	6-5	W
vs. Youngstown State	20-12	W
vs. Le Moyne	4-3	W
vs. Le Moyne	5-7	L
at NC State	8-7	W
KENT STATE*	6-5	W
KENT STATE*	8-7	W
KENT STATE*	4-3	W
MARSHALL	6-5	W
MARSHALL	14-2	W
at Central Michigan*	10-6	W
at Central Michigan*	5-7	L
at Central Michigan*	11-4	W
at Central Michigan*	6-7	L
MIAMI*	3-1	W
MIAMI*	7-4	W
WESTERN MICHIGAN*	5-4	W
WESTERN MICHIGAN*	8-1	W
WESTERN MICHIGAN*	8-7	W
WESTERN MICHIGAN*	13-2	W
YOUNGSTOWN STATE	14-3	W
at Eastern Michigan*	5-3	W
at Eastern Michigan*	2-3	L
at Eastern Michigan*	6-4	W
at Eastern Michigan*	5-3	W
at Miami*	2-3	L
at Miami*	8-9	L
TOLEDO*	5-4	W
TOLEDO*	5-14	L
TOLEDO*	15-2	W
TOLEDO*	3-4	L
XAVIER	18-13	W
at Ball State*	7-1	W
at Ball State*	2-6	L
at Ball State*	2-10	L

at Ball State*	6-5	W
WRIGHT STATE	5-1	W
AKRON*	9-5	W
AKRON*	5-3	W
AKRON*	16-2	W
AKRON*	7-6	W

MAC TOURNAMENT

vs. Miami	23-4	W
vs. Ball State	9-6	W
vs. Kent State	7-6	W

NCAA MIDEAST REGIONAL

vs. Tennessee	2-5	L
vs. UCLA	1-15	L

1998 (31-24, 13-17 MAC)

vs. Elon	15-4	W
at Davidson	6-2	W
at Davidson	5-4	W
at Kentucky	4-16	L
at UNC Asheville	9-0	W
at UNC Asheville	8-7	W
vs. Michigan State	5-4	W
vs. Michigan State	14-2	W
vs. Michigan State	4-11	L
vs. Michigan State	5-7	L
vs. Brown	11-0	W
vs. Brown	15-7	W
at Coastal Carolina	12-10	W
at Virginia Military	5-1	W
WESTERN MICHIGAN*	5-13	L
WESTERN MICHIGAN*	6-5	W
CENTRAL MICHIGAN*	6-10	L
CENTRAL MICHIGAN*	6-10	L
YOUNGSTOWN STATE	2-8	L
YOUNGSTOWN STATE	9-8	W
CLEVELAND STATE	14-12	W
at Northern Illinois*	8-1	W
at Northern Illinois*	7-8	L
at Ball State*	2-9	L
at Ball State*	5-14	L
EASTERN MICHIGAN*	0-2	L
EASTERN MICHIGAN*	3-17	L
AKRON*	7-5	W
AKRON*	5-8	L
AKRON*	8-2	W
AKRON*	6-4	W
at West Virginia	11-12	L
CINCINNATI	12-13	L
BOWLING GREEN*	4-1	W
BOWLING GREEN*	1-3	L
at Toledo*	3-9	L
at Toledo*	1-4	L

MARSHALL*	10-9	W
MARSHALL*	8-6	W
at Marshall*	8-11	L
at Marshall*	2-7	L
DUQUESNE	9-5	W
DUQUESNE	6-5	W
at Xavier	6-4	W
at Miami*	3-7	L
at Miami*	7-2	W
at Miami*	7-6	W
at Miami*	3-7	L
DAYTON	5-10	L
DAYTON	6-5	W
at Wright State	15-6	W
at Kent State*	6-2	W
at Kent State*	6-5	W
at Kent State*	0-2	L
at Kent State*	3-2	W

1999 (26-28, 17-13 MAC)

at East Carolina	8-14	L
at East Carolina	5-15	L
at East Carolina	3-7	L
at Louisiana State	5-26	L
at Louisiana State	1-14	L
at Louisiana State	6-20	L
at Coastal Carolina	2-4	L
at Coastal Carolina	9-14	L
at Coastal Carolina	7-2	W
DAYTON	1-3	L
DAYTON	6-2	W
DAYTON	6-4	W
DAYTON	8-9	L
EASTERN KENTUCKY	7-11	L
PITTSBURGH	16-11	W
ILLINOIS-CHICAGO	12-7	W
ILLINOIS-CHICAGO	18-11	W
ILLINOIS-CHICAGO	8-5	W
OHIO WESLEYAN	8-2	W
YOUNGSTOWN STATE	14-3	W
at Western Michigan*	4-5	L
at Western Michigan*	17-7	W
KENTUCKY	6-12	L
NORTHERN ILLINOIS*	17-5	W
NORTHERN ILLINOIS*	9-6	W
BALL STATE*	11-7	W
BALL STATE*	19-15	W
at Eastern Michigan*	2-3	L
at Eastern Michigan*	9-12	L
at Akron*	3-6	L
at Akron*	15-7	W
at Akron*	1-2	L
at Akron*	5-1	W
at Cincinnati	15-16	L
at Bowling Green*	0-4	L
at Bowling Green*	3-5	L
at Bowling Green*	7-13	L
at Bowling Green*	3-7	L
TOLEDO*	2-8	L
TOLEDO*	0-2	L
at Marshall*	11-6	W
at Marshall*	10-5	W
MARSHALL*	5-4	W
MARSHALL*	5-1	W
WRIGHT STATE	9-10	L
MIAMI*	4-3	W
MIAMI*	16-10	W
MIAMI*	3-1	W
MIAMI*	11-10	W
at Duquesne	5-11	L
KENT STATE*	5-4	W
KENT STATE*	8-4	W
KENT STATE*	5-7	L
KENT STATE*	4-7	L



1997 Ohio Bobcats

MAC Regular Season Champs 43-18, 22-9 MAC MAC Tournament Champs

Year-by-Year Results



2000 (31-25-1, 18-12 MAC)

at Western Kentucky	1-10	L
vs. Illinois State	9-8	W
at Western Kentucky	3-7	L
RIO GRANDE	16-16	T
WEST VIRGINIA STATE	15-11	W
at Virginia Tech	1-12	L
at Virginia Tech	19-15	W
WEST VIRGINIA	7-9	L
at Clemson	1-6	L
at Clemson	4-9	L
at Clemson	2-16	L
YALE	4-2	W
YALE	3-1	W
DAYTON	3-5	L
DAYTON	6-2	W
TOLEDO	13-14	L
TOLEDO	11-4	W
TOLEDO	6-2	W
TOLEDO	8-17	L
OHIO WESLEYAN	8-12	L
*CENTRAL MICHIGAN	7-4	W
*CENTRAL MICHIGAN	3-5	L
*WESTERN MICHIGAN	5-1	W
*WESTERN MICHIGAN	4-3	W
XAVIER	6-3	W
*at Northern Illinois	7-9	L
*at Northern Illinois	18-12	W
*at Ball State	1-0 (9)	W
*at Ball State	5-4	W
DUQUESNE	11-4	W
*at Kent State	6-3	W
*at Kent State	2-3	L
*at Kent State	2-5	L
*at Kent State	3-5	L
*at Marshall	9-2	W
*at Marshall	7-5 (8)	W
*MARSHALL	5-0	W
*MARSHALL	5-4 (8)	W
CINCINNATI	19-18	W
*AKRON	9-5	W
*AKRON	5-7	L
*AKRON	5-7	L
*AKRON	15-7	W
at Wright State	4-10	L
*BOWLING GREEN	5-4	W
*BOWLING GREEN	11-1	W
*BOWLING GREEN	11-10	W
*BOWLING GREEN	8-1	W
at Kentucky	5-8	L
*at Miami	6-3	W
*at Miami	1-4	L
*at Miami	2-7	L
*at Miami	7-10	L

MAC TOURNAMENT

vs. Ball State	5-2	W
vs. Miami	4-6	L
vs. Kent State	3-1	W
vs. Miami	5-10	L

2001 (29-25, 16-11 MAC)

vs. High Point	2-1	W
at UNC Greensboro	1-4	L
at Furman	15-1	W
at Furman	7-8 (11)	L
at Furman	18-0	W
at Clemson	2-5	L
at Clemson	4-17	L
MICHIGAN STATE	7-3	W
MICHIGAN STATE	21-2	W
MICHIGAN STATE	9-14	L
MICHIGAN STATE	4-10	L
PITTSBURGH	1-2	L

PITTSBURGH	10-7	W
*CENTRAL MICHIGAN	2-8	L
*CENTRAL MICHIGAN	6-8	L
*CENTRAL MICHIGAN	18-9	W
*CENTRAL MICHIGAN	10-11	L
YOUNGSTOWN STATE	5-9	L
YOUNGSTOWN STATE	11-6	W
*BOWLING GREEN	4-6	L
*BOWLING GREEN	6-7	L
*BOWLING GREEN	9-1	W
*BOWLING GREEN	14-19	L
OHIO WESLEYAN	19-6	W
at Xavier	10-5	W
SHAWNEE STATE	15-11	W
RIO GRANDE	10-2	W
SHAWNEE STATE	11-10	W
WEST VIRGINIA STATE	14-5	W
*at Akron	16-7	W
*at Akron	2-1	W
*at Akron	7-11	L
at Cincinnati	4-22	L
*at Buffalo	23-3	W
*at Buffalo	3-7	L
*at Buffalo	26-3	W
*at Buffalo	1-7	L
at West Virginia	3-4	L
*MIAMI	7-4	W
*MIAMI	5-3	W
*MIAMI	5-13	L
*MIAMI	17-14	W
WRIGHT STATE	6-10	L
*MARSHALL	4-1	W
*at Marshall	14-10	W
*at Marshall	20-18 (10)	W
*MARSHALL	22-7	W
at Duquesne	16-17	L
*at Northern Illinois	15-7	W
*at Northern Illinois	5-6	L
*at Northern Illinois	20-15	W
*at Northern Illinois	7-2	W

MAC TOURNAMENT

vs. Kent State	10-26	L
vs. Miami	4-10	L

2002 (26-25, 14-13 MAC)

at UNC Greensboro	0-9	L
at UNC Greensboro	2-16	L
WEST VIRGINIA STATE	12-8	W
COLUMBIA	14-16	L
COLUMBIA	13-2	W
COLUMBIA	13-7	W
COLUMBIA	12-8	W
CLEVELAND STATE	13-4	W
CLEVELAND STATE	4-3	W
CLEVELAND STATE	2-12	L
*EASTERN MICHIGAN	2-4	L
*EASTERN MICHIGAN	4-13	L
*EASTERN MICHIGAN	5-4	W
*EASTERN MICHIGAN	4-5	L
YOUNGSTOWN STATE	15-1	W
*at Central Michigan	6-9	L
*at Central Michigan	1-7	L
*at Central Michigan	5-11	L
*at Central Michigan	9-10	L
XAVIER	8-10	L
*at Bowling Green	5-6	L
*at Bowling Green	5-14	L
*at Bowling Green	6-3	W
*at Bowling Green	4-16	L
DUQUESNE	5-8	L
OHIO WESLEYAN	13-9	W
IPFW	7-2	W
IPFW	8-4	W

CINCINNATI	7-11	L
*AKRON	6-13	L
*AKRON	10-6	W
*AKRON	7-12	L
WEST VIRGINIA	8-16	L
*BUFFALO	24-9	W
*BUFFALO	8-2	W
*BUFFALO	11-5	W
*BUFFALO	12-27	L
at West Virginia	9-5	W
*at Miami	6-8	L
*at Miami	4-3	W
*at Miami	8-6	W
*at Miami	2-12	L
*at Marshall	12-5	W
*MARSHALL	11-1	W
*MARSHALL	8-4	W
*at Marshall	18-6	W
OTTERBEIN	5-8	L
*NORTHERN ILLINOIS	6-7	L
*NORTHERN ILLINOIS	5-4	W
*NORTHERN ILLINOIS	11-1	W
*NORTHERN ILLINOIS	12-10	W

2003 (35-23, 15-11 MAC)

at UNC Greensboro	2-12	L
at UNC Greensboro	4-10	L
at UNC Greensboro	2-4	L
at Furman	6-10	L
at Furman	6-5	W
at Furman	2-1	W
YOUNGSTOWN STATE	11-13	L
YOUNGSTOWN STATE	8-5	W
YOUNGSTOWN STATE	16-7	W
OTTERBEIN	9-0	W
CANISIUS	13-0	W
CANISIUS	11-0	W
CANISIUS	9-1	W
MICHIGAN STATE	4-2	W
MICHIGAN STATE	2-6	L
MICHIGAN STATE	9-1	W
MICHIGAN STATE	4-2	W
at Virginia Tech	4-3	W
*MIAMI	4-9	L
*MIAMI	12-10	W
*MIAMI	3-4	L
*MIAMI	6-22	L
at Xavier	2-3	L
*MARSHALL	11-1	W
*at Marshall	16-2	W
*at Marshall	3-4	L
*MARSHALL	5-3	W
WEST VIRGINIA STATE	10-3	W
OHIO WESLEYAN	10-1	W
OHIO WESLEYAN	10-4	W
OHIO WESLEYAN	7-1	W
at Pittsburgh	4-6	L
*at Akron	1-7	L
*at Akron	4-5	L
*at Akron	7-6	W
*at Akron	3-1	W
CINCINNATI	5-8	L
*KENT STATE	5-6	L
*KENT STATE	3-4	L
*KENT STATE	18-2	W
*KENT STATE	5-12	L
WEST VIRGINIA	15-12	W
*at Buffalo	6-1	W
*at Buffalo	3-4	L
*at Buffalo	9-7	W
*at Buffalo	6-1	W
DAYTON	4-1	W
*at Toledo	7-5	W



Year-by-Year Results

*at Toledo	8-5	W
*at Toledo	20-14	W
WRIGHT STATE	5-8	L
*EASTERN MICHIGAN	7-9	L
*EASTERN MICHIGAN	5-4	W
*EASTERN MICHIGAN	7-5	W

MAC TOURNAMENT

vs. Ball State	14-4	W
vs. Miami	3-4	L
vs. Northern Illinois	9-8	W
vs. Miami	0-6	L

2004 (25-29, 12-12 MAC)

at Western Kentucky	11-9	W
at Western Kentucky	2-5	L
at Western Kentucky	4-16	L
WEST VIRGINIA STATE	14-0	W
at UNC Greensboro	3-7	L
at UNC Greensboro	6-12	L
at UNC Greensboro	7-8	L
JAMES MADISON	2-5	L
JAMES MADISON	10-7	W
LeMOYNE	3-13	L
LeMOYNE	5-6	L
LeMOYNE	3-11	L
OAKLAND	0-2	L
OAKLAND	4-6	L
OAKLAND	1-8	L
PITTSBURGH	11-15	L
CLEVELAND STATE	9-4	W
*at Miami	2-7	L
*at Miami	1-2	L
*at Miami	9-3	W

*at Marshall	7-2	W
CINCINNATI	4-13	L
*BUFFALO	8-1	W
*BUFFALO	3-4	L
*BUFFALO	0-4	L
at Youngstown State	11-3	W
RIO GRANDE	11-10	W
*WESTERN MICHIGAN	8-7	W
*WESTERN MICHIGAN	8-6	W
*WESTERN MICHIGAN	6-5	W
VIRGINIA TECH	1-6	L
OTTERBEIN	15-14	W
*at Ball State	3-4	L
*at Ball State	12-13	L
*at Ball State	9-7	W
at Dayton	6-11	L
at Youngstown State	6-7	L
IPFW	9-2	W
IPFW	1-0	W
IPFW	6-0	W
*at Akron	6-5	W
*at Akron	7-3	W
*at Akron	7-9	L

2005 (25-25-1, 9-10-1 MAC)

at Campbell	17-18	L
at Campbell	4-6	L
at Campbell	1-3	L
at Furman	9-6	W
at Furman	8-1	W
at Furman	2-8	L
at UNC Greensboro	1-11	L
at UNC Greensboro	7-3	W
at UNC Greensboro	6-8	L
MICHIGAN	0-5	L
MICHIGAN	4-10	L
MICHIGAN	2-8	L
at James Madison	7-8	L
*MIAMI	4-7	L
*MIAMI	5-6	L
*MIAMI	6-5	W
CLEVELAND STATE	8-4	W
at Cincinnati	8-3	W
*at Kent State	6-2	W
at Xavier	15-0	W
OHIO WESLEYAN	21-5	W
*EASTERN MICHIGAN	4-1	W
*EASTERN MICHIGAN	2-1	W
*EASTERN MICHIGAN	3-6	L
OTTERBEIN	5-1	W
WEST VIRGINIA STATE	3-0	W
*MARSHALL	12-3	W
*MARSHALL	6-9	L
*MARSHALL	7-4	W
DAYTON	6-5	W
at Duquesne	20-3	W
*at Buffalo	8-8	T
at West Virginia	11-10	W
*at Western Michigan	2-3	L
*at Western Michigan	6-1	W
*at Western Michigan	7-8	L
at Cleveland State	7-2	W
at Youngstown State	2-6	L
*BALL STATE	6-4	W
*BALL STATE	3-11	L
*BALL STATE	2-5	L
RIO GRANDE	13-5	W
at Pittsburgh	5-4	W
IPFW	8-0	W
IPFW	5-12	L
IPFW	8-10	L
VANDERBILT	4-13	L
VANDERBILT	0-3	L

*at Akron	3-8	L
*at Akron	5-0	W
*at Akron	2-3	L

2006 (22-25, 14-13 MAC)

at Western Kentucky	1-9	L
at Western Kentucky	7-11	L
at Western Kentucky	14-10	W
WEST VIRGINIA STATE	12-13	L
OTTERBEIN	3-1	W
RIO GRANDE	13-2	W
CLEVELAND STATE	4-6	L
LE MOYNE	3-11	L
MICHIGAN STATE	9-5	W
MICHIGAN STATE	1-4	L
MICHIGAN STATE	6-7	L
MICHIGAN STATE	7-5	W
*NORTHERN ILLINOIS	8-6	W
*NORTHERN ILLINOIS	10-14	L
*NORTHERN ILLINOIS	7-10	L
YOUNGSTOWN STATE	13-11	W
*at Toledo	10-5	W
*at Toledo	2-9	L
*at Toledo	2-7	L
MARSHALL	6-8	L
CINCINNATI	8-11	L
*at Ball State	3-4	L
*at Ball State	4-3	W
*at Ball State	9-6	W
WEST VIRGINIA	7-6	W
*EASTERN MICHIGAN	5-4	W
*EASTERN MICHIGAN	4-6	L
*EASTERN MICHIGAN	7-9	L
PITTSBURGH	1-15	L
XAVIER	3-4	L
*at Buffalo	3-4	L
*at Buffalo	11-6	W
*at Buffalo	17-4	W
*KENT STATE	5-3	W
*KENT STATE	2-4	L
*KENT STATE	11-15	L
WILMINGTON COLL	12-1	W
*AKRON	4-14	L
*AKRON	5-2	W
*AKRON	10-4	W
at Dayton	6-7	L
*at Miami	7-4	W
*at Miami	5-11	L
*at Miami	2-6	L
*BOWLING GREEN	7-6	W
*BOWLING GREEN	12-0	W
*BOWLING GREEN	12-11	W

2007 (23-31, 8-19 MAC)

at Vanderbilt	1-10	L
at Vanderbilt	1-11	L
at Vanderbilt	1-5	L
at Davidson	10-11	L
RADFORD	9-10	L
OHIO WESLEYAN	9-6	W
OTTERBEIN	5-3	W
RIO GRANDE	12-7	W
CLEVELAND STATE	9-5	W
WEST VIRGINIA STATE	6-0	W
BUTLER	7-5	W
BUTLER	5-7	L
BUTLER	9-3	W
OAKLAND	19-2	W
OAKLAND	10-9	W
at Wake Forest	4-6	L
*at Northern Illinois	4-6	L
*at Northern Illinois	4-5	L
*at Northern Illinois	2-7	L



Bobcat Adam Fox was a First Team All-MAC selection in 2002 and 2003.

*KENT STATE	7-1	W
*KENT STATE	6-9	L
*KENT STATE	6-11	L
XAVIER	7-1	W
at Wright State	7-1	W
*at Eastern Michigan	9-3	W
*at Eastern Michigan	10-5	W
*at Eastern Michigan	1-7	L
OHIO WESLEYAN	10-7	W
*at Marshall	3-4	L
*at Marshall	9-13	L

Year-by-Year Results



YOUNGSTOWN STATE.....	7-14	L
*TOLEDO	6-9	L
*TOLEDO	4-6	L
*TOLEDO	6-18	L
at Xavier	5-7	L
MARSHALL	9-6	W
*BALL STATE	11-6	W
*BALL STATE	7-6	W
*BALL STATE	4-6	L
at Duquesne	6-8	L
*at Eastern Michigan	0-2	L
*at Eastern Michigan	0-1	L
*at Eastern Michigan	4-5	L
at Cincinnati	16-14	W
WEST VIRGINIA	1-6	L
*BUFFALO	4-7	L
*BUFFALO	14-9	W
*BUFFALO	10-13	L
MARSHALL	7-6	W
*at Kent State	2-8	L
*at Kent State	1-6	L
*at Kent State	1-16	L
at Cleveland State	8-0	W
at Pittsburgh	9-7	W
*at Akron	13-6	W
*at Akron	7-15	L
*at Akron	12-8	W
DAYTON	20-3	W
at West Virginia	4-6	L
*MIAMI	9-0	W
*MIAMI	5-4	W
*MIAMI	4-18	L
*at Bowling Green	4-14	L
*at Bowling Green	6-8	L
*at Bowling Green	15-0	W

2008 (29-30, 14-13 MAC)

at Charleston Southern	9-1	W
at Charleston Southern	6-2	W
at Charleston Southern	1-7	L
at Memphis	5-4	W
at Memphis	4-5	L
at Memphis	4-9	L
OHIO WESLEYAN	7-8 (10)	L
at UNC Greensboro	13-10 (12)	W
at UNC Greensboro	9-14	L
at UNC Greensboro	2-3	L
PURDUE	4-8	L
PURDUE	4-9	L
PURDUE	3-0	W
PURDUE	3-0	W
*at Central Michigan	13-2	W
*at Central Michigan	5-4	W
*at Central Michigan	2-7	L
RIO GRANDE	2-0	W
CINCINNATI	6-14	L
*WESTERN MICHIGAN	2-1	W
*WESTERN MICHIGAN	13-2	W
*WESTERN MICHIGAN	5-4 (10)	W
at Duquesne	4-5	L
CLEVELAND STATE	9-8	W
*at Toledo	4-9	L
*at Toledo	18-5	W
*at Toledo	17-7	W
XAVIER	5-8	L
at West Virginia	12-13 (10)	L
*EASTERN MICHIGAN	13-15 (11)	L
*EASTERN MICHIGAN	12-13 (10)	L
*EASTERN MICHIGAN	14-8	W
PITTSBURGH	17-9	W
at Youngstown State	14-6	W
*at Akron	6-7	L
*at Akron	0-6	L
*at Akron	3-10	L

CINCINNATI	18-6	W
MARSHALL	12-17	L
*at Kent State	7-2	W
*at Kent State	5-6	L
*at Kent State	5-6 (11)	L
MARSHALL	3-10	L
DUQUESNE	7-8	L
*BOWLING GREEN	4-18	L
*BOWLING GREEN	2-3	L
*BOWLING GREEN	5-7	L
OTTERBEIN	13-9	W
at Dayton	12-3	W
*MIAMI	6-5	W
*MIAMI	16-11	W
*MIAMI	7-5	W
*at Buffalo	6-3	W
*at Buffalo	4-5 (10)	L
*at Buffalo	15-13	W

MAC TOURNAMENT

vs. Bowling Green	4-5	L
vs. Western Michigan	5-4	W
vs. Bowling Green	7-3 (13)	W
vs. Eastern Michigan	6-9	L

2009 (29-24, 19-8 MAC)

at Davidson	8-6	L
vs. Army	14-5	L
vs. Lafayette	2-1	L
vs. Army	10-4	W
vs. Pittsburgh	9-8	W
at Tennessee	12-2	L
at Tennessee	8-6	L
at Tennessee	13-6	L
at Tennessee	10-2	L
WRIGHT STATE	15-10	W
DUQUESNE	11-9	L
DUQUESNE	7-4	L
DUQUESNE	15-10	W
DUQUESNE	4-3	W
CENTRAL MICHIGAN*	9-5	W
CENTRAL MICHIGAN*	12-10	L
CENTRAL MICHIGAN*	16-6	W
EASTERN KENTUCKY	6-3	W
at Western Michigan*	2-1	W
at Western Michigan*	2-0	W
at Western Michigan*	5-1	W
CLEVELAND STATE	16-5	L
at West Virginia	10-9	L
TOLEDO*	2-1	W
TOLEDO*	15-7	W
TOLEDO*	7-5	L
SHAWNEE STATE	8-3	W
at Eastern Michigan*	7-1	L
at Eastern Michigan*	6-4	W
at Eastern Michigan*	8-3	W
AKRON*	10-4	W
AKRON*	9-4	W
AKRON*	9-8 (13)	W
KENT STATE*	17-8	W
KENT STATE*	28-16	L
KENT STATE*	8-5	L
OTTERBEIN	11-3	W
OTTERBEIN	14-1	W
at Bowling Green*	12-9	L
at Bowling Green*	13-7	L
at Bowling Green*	9-7	L
at Cincinnati	7-1	W
at Cincinnati	12-8	L
at Miami (Oh)*	13-5	L
at Miami (Oh)*	19-6	W
at Miami (Oh)*	12-7	W
CINCINNATI	7-6	L
BUFFALO*	6-5 (11)	W

BUFFALO*	12-11	W
BUFFALO*	19-8	W

MAC TOURNAMENT

vs. Toledo	14-4	L
vs. Ball State	15-6	W
vs. Eastern Michigan	13-4	L

2010 (20-35, 13-14 MAC)

vs. NC A&T	6-2	L
at Elon	11-4	L
vs. Towson	13-6	W
at Middle Tennessee State	11-6	L
at Middle Tennessee State	5-4	L
at Middle Tennessee State	14-6	L
at Furman	11-9	L
at Furman	13-8	L
at Furman	10-7	L
vs. West Virginia State	11-3	W
at Vanderbilt	14-3	L
at Vanderbilt	7-4	L
at Vanderbilt	5-1	L
PURDUE	7-4	L
PURDUE	9-8	L
PURDUE	6-2	L
at Marshall	10-4	L
BALL STATE*	10-1	L
BALL STATE*	4-2	W
BALL STATE*	4-0	L
CLEVELAND STATE	12-10	L
at Central Michigan*	7-2	L
at Central Michigan*	15-8	L
at Central Michigan*	4-2	L
at Wright State	12-4	L
MARSHALL	15-5	W
WESTERN MICHIGAN*	25-3	W
WESTERN MICHIGAN*	15-3	W
WESTERN MICHIGAN*	11-5	W
DUQUESNE	4-2	W
at Northern Illinois*	7-6	L
at Northern Illinois*	20-9	W
at Northern Illinois*	9-7	W
vs. Cincinnati	2-1	W(11)
at Bowling Green*	21-5	L
at Bowling Green*	8-2	L
at Bowling Green*	12-5	L
at Cleveland State	2-1	W
at Duquesne	12-7	L
at Kent State*	5-4	L
at Kent State*	11-3	W
at Kent State*	15-6	L
at Dayton	6-3	W
at Eastern Kentucky	11-10	L
BUFFALO*	5-1	W
BUFFALO*	17-5	W
BUFFALO*	12-5	W
at Akron*	6-1	W
at Akron*	5-3	W
at Akron*	13-10W(11)	
at Miami*	8-1	L
at Miami*	7-3	L
at Miami*	16-9	L

MAC TOURNAMENT

vs. Central Michigan	13-9	L
vs. Ball State	13-10	L



Postseason History

NCAA TOURNAMENT

COLLEGE WORLD SERIES

- 1970 Ohio 4, USC 1
Texas 7, Ohio 2
Ohio 9, Iowa State 6
Florida State 2, Ohio 0

NCAA REGIONALS

- 1997 Tennessee 5, Ohio 2
UCLA 15, Ohio 1
- 1991 NC State 11, Ohio 5
Furman 7, Ohio 2

NCAA DISTRICT IV


- 1971 S. Illinois 5, Ohio 4
Ohio 7, Michigan St. 1
S. Illinois 7, Ohio 1
- 1970 Ohio 6, Notre Dame 4
Ohio 7, S. Illinois 0
Ohio 8, S. Illinois 5
- 1969 Minnesota 11, Ohio 8
Ball State 4, Ohio 3
- 1968 S. Illinois 6, Ohio 3
Ohio 1, Valparaiso 0
Ohio 5, Minnesota 4
S. Illinois 3, Ohio 2
- 1965 Ohio 7, Detroit 6
Ohio State 4, Ohio 2
Detroit 8, Ohio 7
- 1960 Detroit 16, Ohio 2
Ohio 5, Notre Dame 4
Detroit 14, Ohio 4
- 1956 Ohio 8, Cincinnati 6
Minnesota 5, Ohio 0
Minnesota 7, Ohio 6
- 1954 Ohio 18, Ashland 4
Ohio 10, Ashland 6
Michigan St. 14, Ohio 10
Ohio 7, Michigan St. 0
Michigan St. 5, Ohio 3
- 1953 Michigan 6, Ohio 5
Michigan 7, Ohio 0
- 1952 Illinois 5, Ohio 4
Ohio 13, Illinois 7
Illinois 3, Ohio 2
- 1950 Ohio 4, W. Michigan 2
Wisconsin 4, Ohio 1
- 1948 Illinois 6, Ohio 2



1970 College World Series Team

MAC TOURNAMENT

- 2010 Central Michigan 13, Ohio 9
Ball State 13, Ohio 10
- 2009 Toledo 14, Ohio 4
Ohio 15, Ball State 6
Eastern Michigan 13, Ohio 4
- 2008 Bowling Green 5, Ohio 4
Ohio 5, Western Michigan 4
Ohio 7, Bowling Green 3 (13 inn.)
Eastern Michigan 9, Ohio 6
- 2003 Ohio 14, Ball State 4
Miami 4, Ohio 3
Ohio 9, N. Illinois 8
Miami 6, Ohio 0
- 2001 Kent 26, Ohio 10
Miami 10, Ohio 4
- 2000 Ohio 5, Ball State 2
Miami 6, Ohio 4



1997 MAC
Tournament
MVP Bart
Leahy

- Ohio 3, Kent 1
Miami 10, Ohio 5
- 1997 Ohio 23, Miami 4
Ohio 9, Ball State 6
Ohio 7, Kent 6
- 1996 Ohio 3, Akron 2
Akron 6, Ohio 4
Ohio 6, Toledo 4
Akron 15, Ohio 6
- 1994 Ohio 7, Bowling Green 6
C. Michigan 5, Ohio 0
Kent 9, Ohio 7
- 1992 C. Michigan 12, Ohio 2
Ohio 7, Ball State 1
Kent 10, Ohio 6
- 1983 Ohio 10, E. Michigan 9
Miami 10, Ohio 3
E. Michigan 10, Ohio 3




Three-time
Academic
All-MAC
honoree Rick
Czajkowski

award Winners



FIRST TEAM ALL-MAC

Robert Maddox III.	2010
Marc Krauss	2007#, '08, '09^
Gauntlett Eldemire	2009, '10
Matt Stiffler	2008
Anthony Gressick.	2004, '05, '06
Marc Cornell	2003
Ben Crabtree	2003, '05
Adam Fox.	2002, '03
Mike Arbinger	2002
Ryan Kyes.	2001
Denny McGee	2001
Andrew See	2001
Tony Schiml*	2000
Chuck Lombardy	1999
Bart Leahy	1998
Brady Gick.	1997
Jason Graham.	1997
Tom Miller	1997
Brian Schubmehl	1997
Robert Sismondo	1997
Jake Eye	1996, '97
Aaron Houdeshell	1996
Josh Sorge.	1996
Eric Camfield.	1995
Matt Engleka	1994, '95
Greg Stover	1994
Cory Corrigan	1992
Joe Morvay.	1991
Brian Young	1990
Matt Hudik	1990
Brian Mann	1989
Joe Ausec	1983
Doug Stackhouse	1982, '83
Denny Wilson	1980
Mike Echstenkamper.	1979
Kevin Priessman	1977, '78, '79
Larry Nicholson	1979
John Burden	1977
Emil Drzayich	1976
Les Ream	1976
Bob Brenly	1975, '76
Steve Bihl.	1975
Jax Robertson.	1974
Dave Tobik.	1974
Steve Swisher	1971, '72, '73
Bob Makoski	1973
Dave Sparks	1972
Bob Bruno	1972
Mike Hannah.	1970, '71
Mike Schmidt	1969, '70, '71
Ed Robbins	1970
Terry Raszka.	1970
Mike Murphy.	1968, '69
Craig Shade	1969
Rich McKinney	1967, '68
John Morlan.	1968
Jerry McConnell.	1967



Jim Levero	1967
Tom Murphy	1965, '66
Bob Willet	1965, '66
Bill Murphy	1966
Dennis Scouler.	1964, '65
Berke Reichenbach.	1965
Terry Harmon	1964, '65
Terry Trimmer	1964
Len Stahl	1964
Jim French	1963
Jim McKee	1963
Bob Wandersleben	1962
Larry Thomas.	1960, '61, '62
Joe Nossek	1960, '61
Bob Mayer	1960
Lamar Jacobs	1958, '59
Bruce Johnson	1959
Myron Hucheson	1958
Bill Tewkesbury	1956, '58
Frank Caruso	1957
Barry Gottlieb	1957
Scott Griesheimer	1956
Ralph Nuzum.	1956
Bill Fredrick	1955
Jay Hornsby	1955
John Bier	1954, '55
Dick England.	1954
Dick Murphy	1953, '54
John Turk	1952, '53

^ MAC PLAYER OF THE YEAR

MAC FRESHMAN OF THE YEAR

* MAC PITCHER OF THE YEAR

ACADEMIC ALL-MAC

Marc Krauss	2008, '09
Hayden Johnston	2009
Chris Bova	2004
Shaun Peet	2003
Ryan Kyes.	2001
Joe Beyer.	1999
Mike Goldstein	1999
Bart Leahy	1998
Josh Stivison.	1998
Jason Graham.	1997
Ryan Callahan	1996
Matt Engleka	1994, '95
Cory Corrigan	1992, '93
Rick Czajkowski.	1990, '91, '92
Dirk Harper	1991, '92
Mark Bradley	1991
Andy Reynolds.	1987, '88
Brian Cook.	1987, '88
Brian Ritter	1987
Mark Echstenkamper.	1986, '87
Mark Adams	1985
John Schanzenbach	1984
Mike Sohmer	1983, '84
Mike Olejarz	1981
Rich Higdon	1978, '80
Larry Nicholson.	1979
Mark Mace.	1977, '78
Les Ream	1976
Bill Adams	1975
Emil Drzayich	1975
Greg Godec	1975
Jim Robertson	1973
Terry Wenger	1972, '73

MAC ALL-TOURNAMENT TEAM

Chris Rigo	2008
Phil Sabatini.	2003
Anthony Gressick.	2003
Tony Schiml.	2000
Jason Graham.	1997
Bart Leahy (MVP).	1997
Brady Gick.	1996, '97
Mike Goldstein	1996
Damon Wilcox.	1996, '97
Mike Snopkowski.	1994
Andy Mayer	1992



Team Award Winner

ALL-DISTRICT IV/ ALL-MIDEAST REGION

Robert Maddox III.	2010
Marc Krauss	2009
Gauntlett Eldemire	2009, '10
Matt Stiffler	2008
Anthony Gressick.	2004, '05, '06
Ben Crabtree	2005
Adam Fox.	2002, '03
Mike Arbinger	2002
Ryan Kyes.	2001
Denny McGee	2001
Andrew See	2001
Tony Schiml	2000
Cory Keylor	2000
Chuck Lombardy	1999
Bart Leahy	1998
Brady Gick	1997
Jason Graham.	1997
Tom Miller.	1997
Brian Schubmehl	1997
Robert Sismondo	1997
Jake Eye	1996
Aaron Houdeshell	1996
Josh Sorge.	1996
Eric Camfield.	1995
Matt Engleka	1995
Cory Corrigan	1992
Chad Reed	1992
Joe Ausec	1983
Kevin Priessman.	1977, '78, '79
Les Ream	1976
Bob Brenly	1976
Steve Bihl.	1975
Dave Tobik.	1974
Steve Swisher	1973
Bob Makoski	1973
Mike Hannah.	1970, '71
Ed Robbins	1970
Mike Schmidt	1970, '71
Mike Murphy.	1968
Rich McKinney	1967
Bob Willet	1966
Terry Harmon	1964
Terry Trimmer	1964
Larry Thomas.	1962
Joe Nossek	1961
Lamar Jacobs	1958

ACADEMIC ALL-DISTRICT IV

First Team

Hayden Johnston . . . 2009

Second Team

Ben Crabtree 2004

BOBCAT NO-HITTERS

Tony Reese	
vs. N/A.	1937
Chuck Burdette	
vs. Ohio Wesleyan	1946
Bill Hinkle	
vs. W. Reserve.	1951
Bill Toadvine, Scott Fields & Ed Robbins	
vs. West Virginia Wesleyan	1969
Mike Weiss	
vs. Ashland	1975
Bob White	
vs. Ohio Wesleyan	1996

BOB WREN OFFENSIVE EFFICIENCY AWARD*

2010	Gauntlett Eldemire	1.508
2009	Marc Krauss.	1.635
2008	Matt Stiffler.	1.355
2007	Matt Stiffler.	1.584
2006	Willie Walker	1.353
2005	Ben Crabtree	1.188
2004	Anthony Gressick	1.350
2003	Adam Fox	1.313
2002	Mike Arbinger.	1.555
2001	Andrew See	1.492
2000	Ryan Kyes	1.314
1999	Jeff Rook	1.452
1998	Bart Leahy	1.507
1997	Jason Graham	1.355
1996	Josh Sorge	1.379
1995	Brady Gick	1.220
1994	Mike Herman	1.470
1993	Frank Salas	1.104
1992	Marc Sims	1.529
1991	Mark Bradley	1.434
1990	Matt Hudik	1.269
1989	Mike Florak	1.034

OUTSTANDING DEFENSIVE PLAYER

2010	Jerod Yakubik
2009	Chris Klimko
2008	Zach Hartle
2007	Matt Stiffler
2006	Willie Walker
2005	Brian Colopy
2004	Dan Lunsford
2003	Tony Gandee/Adam Fox
2002	Tony Gandee
2001	Andrew See
2000	Jeff Rook
1999	Jeff Rook
1998	Scott Malinowski
1997	Brady Gick
	Jason Graham
	Scott Malinowski
	Damon Wilcox
1996	Brady Gick
1995	Brian McKittrick
1994	Eric Camfield
	Matt Engleka
1993	Chad Young
1992	Andy Mayer
1991	Andy Mayer
1990	Scott Buehler
1989	Ralph Dillman

BILL TOADVINE PITCHING EFFICIENCY AWARD

2010	Rex Ingham
2009	Bryce Butt
2008	Chris Rigo
2007	Matt Schlarb
2006	Yale Silverman
2005	Derek Witt
2004	Dan O'Rourke
2003	Shaun Peet
2002	Chris Bova
2001	Denny McGee
2000	Tony Schiml
1999	Tony Schiml
1998	Robert Sismondo
1997	Tom Miller/Brian Schubmel/Robert Sismondo
1996	Aaron Houdeshell
1995	Aaron Houdeshell
1994	Scott Decaminada
1993	Cory Corrigan
1992	Cory Corrigan
1991	Joe Morvay
1990	Brian Young
1989	Brian Mann

BOB ADAMS AWARD (OUTSTANDING SOPHOMORE)

2010	Jason Moulton
2009	Gauntlett Eldemire
2008	Marc Krauss
2007	Brandon Besl
2006	Matt Stiffler
2005	Bryant Witt
2004	Anthony Gressick
2003	Ben Crabtree
2002	Adam Fox
2001	Tony Gandee
2000	Mike Arbinger
	Cory Keylor
1999	Ryan Kyes
1998	Jeff Rook
1997	Robert Sismondo
1996	Scott Malinowski
1995	Aaron Houdeshell
1994	Justin Harmon
1993	Matt Engleka
1992	Greg Stover
1991	Joe Morvay
1990	Rick Czajkowski
1989	Mark Bradley

FRANK BAUMHOLTZ AWARD (HIGHEST BATTING AVERAGE)

2010	Gauntlett Eldemire398
2009	Marc Krauss.402
2008	Brandon Besl369
2007	Marc Krauss.369
2006	Willie Walker377
2005	Ben Crabtree344
2004	Brian Colopy385
2003	Ben Crabtree387
2002	Mike Arbinger.417
2001	Ryan Kyes386
2000	Ryan Kyes390
1999	Chuck Lombardy.375
1998	Scott Malinowski.385
1997	Jason Graham390
1996	Jake Eye384
1995	Eric Camfield360
1994	Brock Toadvine389
1993	Marc Sims355
1992	Marc Sims351
1991	Dirk Harper.371

CAPTAIN'S AWARD

2010	Bryce Butt/Kris McDonough
2009	Brandon Besl/Chris Rigo
2008	Zach Hartle/Matt Smith
2007	Dusty Hammond/Dan Weiss
2006	Anthony Gressick/Derek Witt
2005	Dan O'Rourke/Phil Sabatini
2004	Chris Bova/Marc Cornell
2003	Tony Gandee/Walt Novosel
2002	Scott Brownlee
2001	Ryan Kyes/Andrew See
2000	Jeff Rook
1999	Ryan Hulse
1998	Bart Leahy/Scott Malinowski
1997	Brady Gick/Damon Wilcox
1996	Josh Sorge
1995	Matt Engleka
1994	Mike Snopkowski
1993	Cory Corrigan
1992	Aaron Mayer
1991	Mark Bradley
1990	Scott Buehler
1989	Ralph Dillman

* The Bob Wren Efficiency Award winner is determined by a formulaic equation. A hitter is awarded two points for each run scored and RBI and one point for each stolen base, sacrifice, hit, walk, and hit by pitch. The total number of points is then divided by the total number of plate appearances.

All-Americans



ALL-AMERICANS

First Team

- Marc Krauss 2009
- Scott Kuvinka 1979
- Mike Schmidt 1970
- Mike Murphy 1968
- Rich McKinney 1968
- Bob Willet 1966
- Larry Thomas 1962
- Joe Nossek 1961
- Dick Murphy 1953, '54
- John Hrasch 1950

Second Team

- Mike Arbinger 2002
- Ryan Kyes 2001
- Mike Echstenkamper 1979
- Bob Brenly 1976
- Mike Schmidt 1971
- Mike Hannah 1970
- Ed Robbins 1970
- Terry Harmon 1964
- Lamar Jacobs 1958

Third Team

- Robert Maddox 2010
- Anthony Gressick 2004, '06
- Ben Crabtree 2005
- Adam Fox 2003
- Tom Miller 1997
- Josh Sorge 1996
- Les Ream 1976
- Jim Schreffler 1949

FRESHMAN ALL-AMERICANS

- Marc Krauss 2007
- Ben Crabtree 2002
- Adam Fox 2001

ACADEMIC ALL-AMERICANS

Second Team

- Hayden Johnston 2009
- Mark Bradley 1991

Third Team

- Ryan Kyes 2001
- Jason Graham 1997
- Tom Miller 1997

RAWLINGS/ABCA

NATIONAL GOLD GLOVE AWARD

- Matt Stiffler, Jr., OF 2007
(1,000 field %)

COLLEGE WORLD SERIES

ALL-TOURNAMENT TEAM

- Gary Shade, Jr., OF 1970
- Rick Czajkowski 1991

BOBCAT ALL-AMERICANS




Jim Schreffler
Outfield, 1949



John Hrasch
Shortstop, 1950



Dick Murphy
Outfield, 1953, 1954



Lamar Jacobs
Outfield, 1958



Joe Nossek
Outfield, 1961



Larry Thomas
Outfield, 1962



Terry Harmon
Shortstop, 1964



Bob Willet
Third Base, 1966



Rich McKinney
Shortstop, 1968



Mike Murphy
First Base, 1968



Mike Hannah
First Base, 1970



Ed Robbins
Pitcher, 1970



Mike Schmidt
Shortstop, 1970, 1971



Bob Brenly
Third Base, 1976



Les Ream
Second Base, 1976



Scott Kuvinka
Third Base, 1979



Mike Echstenkamper
Outfield, 1979



Josh Sorge
DH, 1996



Tom Miller
Pitcher, 1997



Ryan Kyes
Second Base, 2001



Mike Arbinger
Outfield, 2002



Adam Fox
Third Base, 2003




Ben Crabtree
Catcher, 2005



Anthony Gressick
DH, 2004, 2006



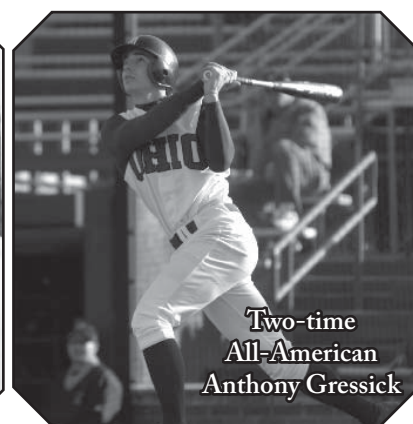
Marc Krauss
LF/3B, 2009



Rawlings
National
Golden
Glove winner
Matt Stiffler



Two-time
All-American
Mike Schmidt



Two-time
All-American
Anthony Gressick



Professional Play

BOBCAT MAJOR LEAGUE SIGNEES

BOBCAT	YEAR	TEAM
George Kahler	1908	Cleveland
Stanley Dugan	1914	Cincinnati
Roy Pflieger	1931	Boston Red Sox
Irving Siegel	1934	St. Louis Browns
Woody Wills	1937	N.Y. Giants
Hal Gruber	1937	N.Y. Giants
Wendell Diehl	1937	Cleveland
John Malokas	1938	Cleveland
Larry Luebbers	1938	St. Louis Browns
Frank Baumholtz	1941	Cincinnati
Ray Ferroni	1941	Cincinnati
Ernie Kish	1941	Cincinnati
Bob Wren	1942	St. Louis Browns
John Maldovan	1944	N.Y. Yankees
Frank Jeric	1946	St. Louis Browns
Charles Burdette	1946	St. Louis Browns
John Jurkovic	1947	St. Louis Browns
Mark Wylie	1947	Cleveland
Mel Clark	1948	Philadelphia
Ken Weiss	1949	Cleveland
John Hrasch	1950	Pittsburgh
Don Poling	1950	Washington
Jim Shreffler	1950	Chicago Cubs
Bill Woolett	1950	Washington
Rob Andrews	1951	Cleveland
John Biskup	1951	Cincinnati
Shelly Swank	1952	Cincinnati
Bill Bevan	1952	Cincinnati
Ed Tyrtek	1952	Cincinnati
Vince Costello	1953	Cincinnati
Don Kries	1953	Cincinnati
John Turk	1953	Philadelphia
Tom Biskup	1954	Cincinnati
Jack Mehl	1954	Cincinnati
Dick Murphy	1954	Cincinnati
Dick Fishbaugh	1955	Cleveland
Dave Wickersham	1955	Pittsburgh
Jay Hornsby	1956	Cincinnati
Jack Banning	1957	Cleveland
Ray Griesheimer	1957	Cincinnati
Fred Lowe	1957	Cincinnati
Bill Tewksbury	1957	Cincinnati
Lamar Jacobs	1959	Washington
Joe Nossek	1961	Minnesota
Dick Butler	1962	Cincinnati
Vince Scales	1962	N.Y. Mets


BOBCAT	YEAR	TEAM
Larry Thomas	1962	Boston Red Sox
Murray Cook	1962	Pittsburgh
Tim Sommer	1963	Baltimore
Jim French	1963	Washington
Clyde Bowman	1963	St. Louis Cardinals
Bill Herzell	1963	Kansas City A's
Terry Harmon	1966	Philadelphia
Bob Willet	1966	N.Y. Mets
Jim McGregor	1966	N.Y. Mets
Tom Murphy	1967	California
Berke Reichenbach	1967	Chicago White Sox
Jerry McConnell	1967	Cleveland
Rich McKinney	1968	Chicago White Sox
John Morlan	1969	Pittsburgh
Craig Shade	1969	Pittsburgh
Jim Pettito	1969	Oakland
Mike Murphy	1969	San Francisco
Bob Morgan	1969	Detroit
Malcom Smoot	1970	Philadelphia
Ed Robbins	1970	Pittsburgh
Ron Morrison	1970	Detroit
Joe Carbone	1970	Kansas City
Mike Schmidt	1971	Philadelphia
Gary Shade	1971	Pittsburgh
Tom Smith	1971	California
Mike Hannah	1971	Cleveland
Bill Clauss	1972	Minnesota
Bob Neikamp	1972	N.Y. Yankees
Jim Anderson	1972	N.Y. Yankees
Steve Swisher	1973	Chicago White Sox
Bob Makoski	1973	California
Dave Sparks	1973	Oakland
Bob Bruno	1973	N.Y. Yankees
John Novak	1974	Montreal
Jim Bierman	1974	N.Y. Yankees
Jax Robertson	1974	Chicago Cubs
Darryl Thomas	1974	Boston
Dave Tobik	1975	Detroit
Bob Brenly	1976	San Francisco
Steve Skaggs	1978	Cincinnati
Mitch Wright	1978	Pittsburgh
Emil Drzayich	1978	Milwaukee
Scott Kuvinka	1979	Pittsburgh
Mike Echstenkamper	1979	N.Y. Yankees
Larry Nicholson	1979	Pittsburgh
John Burden	1979	Pittsburgh

BOBCAT	YEAR	TEAM
Kevin Priessman	1979	Montreal
Dave Spriggs	1980	Montreal
Joe Dudek	1983	Pittsburgh
Don Bethel	1983	Chicago Cubs
Gary McLaughlin	1983	Cincinnati
Rob Livchak	1985	St. Louis
Dave Adams	1989	California
Brian Young	1990	Boston
Matt Hudik	1990	Toronto
Tim Thomas	1990	Cleveland
Bobby Robinson	1991	Minnesota
Doug Mlicki	1992	Houston
Alan Beavers	1992	St. Louis
Cory Corrigan	1993	St. Louis
Joe Morvay	1993	Texas
Kris Franko	1993	San Francisco
Russ Herbert	1994	Chicago White Sox
Tony Mazzone	1994	Atlanta
Eric Camfield	1995	N.Y. Yankees
Matt Engleka	1995	Detroit
John Hunt	1995	Chicago White Sox
Jake Eye	1997	Milwaukee
Brady Gick	1997	St. Louis
Jason Graham	1997	Boston
Tom Miller	1997	Boston
Brian Schubmehl	1997	Milwaukee
Bart Leahy	1998	Florida
Scott Malinowski	1998	N.Y. Mets
Robert Sismondo	1998	Detroit
Tony Schiml	2000	Boston
Cory Keylor	2001	Baltimore
Chuck Lombardy	2001	Detroit
Mike Arbinger	2002	Pittsburgh
Adam Fox	2003	Texas
Walt Novosel	2003	Arizona
Chris Bova	2004	St. Louis
Marc Cornell	2004	Texas
Adam Russell	2004	Chicago White Sox
Ben Crabtree	2005	Texas
Anthony Gressick	2006	Cincinnati
Derek Witt	2006	Detroit
Matt Stiffler	2008	Cincinnati
Marc Kraus	2009	Arizona
Gauntlett Eldemire	2010	Philadelphia
Robert Maddox III	2010	Cincinnati
Jerod Yakubik	2010	LA Angels

BOBCAT MAJOR LEAGUERS




George Kahler



Frank Baumholtz




Ernie Kish




Mel Clark



Dick Murphy



Dave Wickersham



Lamar Jacobs




Joe Nossek



Jim French



Terry Harmon




Tom Murphy



Rich McKinney




John Morlan




Mike Schmidt



Steve Swisher



Dave Tobik



Bob Brenly



Adam Fox



Adam Russell