

# RECORD BOOK



- Season Records**
- Career Records**
- Team Season Records**
- Yearly Records**
- Postseason History**
- Award Winners**
- All-Americans**
- MLB Signees**

# SEASON RECORDS

## GAMES PLAYED

|    |                  |      |
|----|------------------|------|
| 61 | Jason Arbinger   | 1997 |
|    | Scott Malinowski | 1997 |
|    | Damon Wilcox     | 1997 |
| 60 | Jake Eye         | 1997 |
|    | Jason Graham     | 1997 |
|    | Jeff Rook        | 1997 |
|    | Rick Czajkowski  | 1991 |
|    | Doug Renner      | 1991 |
| 58 | Ben Crabtree     | 2003 |
|    | Adam Fox         | 2003 |
|    | Tony Gandee      | 2003 |
|    | Jason Shockey    | 2003 |
|    | Brady Gick       | 1997 |
|    | Bart Leahy       | 1997 |
|    | Dirk Harper      | 1991 |
|    | Chad Young       | 1991 |

## HITTING

### BATTING AVERAGE

(Min. 100 At-Bats)

|      |                    |      |
|------|--------------------|------|
| .427 | Mike Hannah        | 1970 |
| .424 | Mike Echstenkamper | 1979 |
| .420 | Terry Harmon       | 1964 |
| .418 | Mike Jaworski      | 1985 |
| .417 | Mike Arbinger      | 2002 |
| .414 | Joe Ausec          | 1983 |

### AT-BATS

|     |                 |      |
|-----|-----------------|------|
| 238 | Adam Fox        | 2003 |
| 235 | Ben Crabtree    | 2003 |
| 233 | Phil Sabatini   | 2003 |
| 224 | Jake Eye        | 1997 |
| 223 | Ryan Kyes       | 2001 |
|     | Jason Graham    | 1997 |
|     | Rick Czajkowski | 1991 |

### HITS

|    |               |      |
|----|---------------|------|
| 91 | Ben Crabtree  | 2003 |
| 87 | Adam Fox      | 2003 |
|    | Jason Graham  | 1997 |
| 86 | Ryan Kyes     | 2001 |
| 82 | Ryan Kyes     | 2000 |
| 80 | Mike Arbinger | 2002 |
|    | Jake Eye      | 1997 |

### RUNS SCORED

|    |               |      |
|----|---------------|------|
| 73 | Ryan Kyes     | 2001 |
| 62 | Jason Graham  | 1997 |
| 62 | Mike Arbinger | 2002 |
| 57 | Andrew See    | 2001 |
| 56 | Ryan Kyes     | 2000 |
| 53 | Dan Lunsford  | 2003 |
| 51 | Adam Fox      | 2003 |
|    | Adam Fox      | 2001 |
|    | Jeff Rook     | 1999 |
|    | Bart Leahy    | 1998 |

## DOUBLES

|    |                  |      |
|----|------------------|------|
| 32 | Ryan Kyes        | 2001 |
| 21 | Adam Fox         | 2003 |
|    | Scott Malinowski | 1997 |
| 18 | Adam Fox         | 2001 |
|    | Jason Graham     | 1997 |
| 17 | Brian Colopy     | 2004 |
|    | Ben Crabtree     | 2003 |
|    | Jason Arbinger   | 1999 |
|    | Scott Malinowski | 1998 |
|    | Frank Salas      | 1994 |

## TRIPLES

|   |                 |      |
|---|-----------------|------|
| 9 | Dean Washington | 1975 |
| 8 | Dirk Harper     | 1991 |
| 7 | Scott Kuvinka   | 1979 |
|   | Tom Smith       | 1970 |
|   | Terry Harmon    | 1965 |
| 6 | Jim Shreffler   | 1950 |
| 5 | Mike Palivoda   | 1988 |
|   | Craig Shade     | 1968 |

## HOME RUNS

|    |                  |      |
|----|------------------|------|
| 20 | Mike Arbinger    | 2002 |
| 17 | Andrew See       | 2001 |
|    | Jeff Rook        | 2000 |
| 16 | Anthony Gressick | 2004 |
|    | Cory Keylor      | 2001 |
|    | Jeff Rook        | 1999 |
| 15 | Bart Leahy       | 1998 |
| 14 | Adam Fox         | 2003 |
|    | Ryan Kyes        | 2001 |
|    | Cory Keylor      | 2000 |

## RUNS BATTED IN

|    |                 |      |
|----|-----------------|------|
| 70 | Andrew See      | 2001 |
| 61 | Adam Fox        | 2003 |
| 59 | Adam Fox        | 2002 |
| 57 | Ryan Kyes       | 2001 |
|    | Mike Arbinger   | 2002 |
| 56 | Brady Gick      | 1997 |
| 54 | Josh Sorge      | 1996 |
|    | Frank Salas     | 1994 |
| 53 | Ben Crabtree    | 2003 |
|    | Rick Czajkowski | 1991 |

## TOTAL BASES

|     |                  |      |
|-----|------------------|------|
| 162 | Ryan Kyes        | 2001 |
| 159 | Mike Arbinger    | 2002 |
| 152 | Adam Fox         | 2003 |
| 146 | Andrew See       | 2001 |
| 140 | Ryan Kyes        | 2000 |
| 138 | Ben Crabtree     | 2003 |
| 129 | Anthony Gressick | 2004 |
|     | Adam Fox         | 2001 |
|     | Jason Graham     | 1997 |
| 127 | Bart Leahy       | 1998 |

## SLUGGING PERCENTAGE

|      |                    |      |
|------|--------------------|------|
| .828 | Mike Arbinger      | 2002 |
| .781 | Joe Ausec          | 1983 |
| .726 | Ryan Kyes          | 2001 |
| .712 | Mike Echstenkamper | 1979 |
|      | Rich McKinney      | 1967 |
| .711 | Kevin Priessman    | 1977 |
| .705 | Anthony Gressick   | 2004 |
| .700 | Rich McKinney      | 1968 |
| .697 | Chuck Lombardy     | 2001 |
| .684 | Cory Keylor        | 2000 |

## BASES ON BALLS

|    |                |      |
|----|----------------|------|
| 46 | Matt Engleka   | 1995 |
| 42 | Scott Buehler  | 1990 |
| 40 | Jeff Rook      | 2000 |
| 39 | Jeff Rook      | 1999 |
|    | Doug Renner    | 1991 |
|    | Mike Florak    | 1988 |
|    | Mike Florak    | 1987 |
| 38 | Mike Schmidt   | 1970 |
| 37 | Jason Arbinger | 1997 |

## STRIKEOUTS

|    |                |      |
|----|----------------|------|
| 58 | Jeff Rook      | 2000 |
| 56 | Jeff Rook      | 1997 |
| 51 | Jeff Rook      | 1999 |
| 49 | Cory Keylor    | 2001 |
| 47 | Jeff Rook      | 1998 |
|    | Marc Whaley    | 1987 |
| 42 | Phil Sabatini  | 2005 |
|    | Wes Harrington | 1986 |
| 40 | Adam Fox       | 2001 |
|    | Jason Arbinger | 1997 |
|    | Justin Harmon  | 1996 |
|    | Jeff Steele    | 1988 |

## STOLEN BASES

|    |               |      |
|----|---------------|------|
| 24 | Matt Hudik    | 1990 |
| 23 | King Brady    | 1947 |
| 22 | Eric Camfield | 1995 |
| 20 | Tim Thomas    | 1990 |
| 16 | Dave Sparks   | 1973 |
|    | Larry Thomas  | 1960 |
|    | John Dukawich | 1952 |



# SEASON RECORDS



## PITCHING

### APPEARANCES

|    |               |      |
|----|---------------|------|
| 30 | Chad Reed     | 1991 |
| 27 | Tom Miller    | 1997 |
|    | Adam Redwine  | 1991 |
| 24 | Chad Reed     | 1992 |
|    | Andy Reynolds | 1986 |

### GAMES STARTED

|    |                  |      |
|----|------------------|------|
| 17 | Ed Robbins       | 1970 |
| 16 | Jerry McConnell  | 1967 |
| 15 | Aaron Houdeshell | 1996 |
|    | Bobby Robinson   | 1990 |
| 14 | 11 tied          |      |

### INNINGS PITCHED

|       |                 |      |
|-------|-----------------|------|
| 120.0 | Ed Robbins      | 1970 |
| 102.2 | Denny McGee     | 2001 |
| 101.0 | Robert Sismondo | 1997 |
| 98.0  | Don Poling      | 1950 |
| 95.0  | Brian Mann      | 1988 |
| 92.2  | Chris Bova      | 2004 |

### COMPLETE GAMES

|    |                  |      |
|----|------------------|------|
| 10 | Larry Nicholson  | 1979 |
|    | John Burden      | 1977 |
| 9  | Aaron Houdeshell | 1996 |
|    | Cory Corrigan    | 1993 |
|    | Brian Mann       | 1988 |
| 8  | Denny McGee      | 2001 |
|    | Tony Schiml      | 2000 |
|    | Ashley Hoskins   | 1996 |
|    | Brian Mann       | 1989 |
|    | John Born        | 1984 |
|    | Dave Tobik       | 1974 |
|    | John Bier        | 1954 |

### EARNED RUN AVERAGE

|      |              |      |
|------|--------------|------|
| 0.52 | Duane Baker  | 1958 |
| 0.84 | Dave Tobik   | 1974 |
| 1.00 | Doug Diamond | 1971 |
| 1.08 | Mike Weiss   | 1974 |
| 1.12 | Jim Bierman  | 1972 |

### WINS

|    |                  |      |
|----|------------------|------|
| 14 | Ed Robbins       | 1970 |
| 11 | Tom Miller       | 1997 |
|    | Robert Sismondo  | 1997 |
|    | Aaron Houdeshell | 1996 |
|    | Doug Diamond     | 1971 |
|    | Don Poling       | 1950 |
| 10 | Denny McGee      | 2001 |
|    | Brian Schubmehl  | 1997 |
|    | Jerry McConnell  | 1967 |
|    | Tom Murphy       | 1965 |

## LOSSES

|   |                 |      |
|---|-----------------|------|
| 9 | Brian Adams     | 1987 |
| 8 | John Born       | 1985 |
| 7 | Walt Novosel    | 2003 |
|   | Walt Novosel    | 2001 |
|   | Joe Morvay      | 1993 |
|   | Adam Redwine    | 1990 |
|   | Dave McLaughlin | 1986 |
|   | Dave McLaughlin | 1985 |
|   | Rob Livchak     | 1981 |
|   | Mark Person     | 1977 |
|   | John Burden     | 1976 |

## SAVES

|   |                   |             |
|---|-------------------|-------------|
| 9 | Chad Reed         | 1992        |
| 8 | Chad Reed         | 1991        |
| 7 | Doug Stackhouse   | 1983        |
| 6 | Tom Miller        | 1997        |
|   | <b>Chris Rigo</b> | <b>2006</b> |
| 5 | Dan O'Rourke      | 2002        |
|   | Chad Reed         | 1990        |
|   | Kevin Hagen       | 1988        |
|   | Kevin Hagen       | 1987        |
|   | Andy Reynolds     | 1986        |

## STRIKEOUTS

|     |                 |      |
|-----|-----------------|------|
| 118 | Denny McGee     | 2001 |
| 109 | Ed Robbins      | 1970 |
| 106 | Robert Sismondo | 1997 |
| 99  | Tom Murphy      | 1965 |
| 94  | Tom Murphy      | 1966 |
| 84  | Robert Sismondo | 1998 |
|     | Ralph Nuzum     | 1959 |

## BASES ON BALLS

|    |              |      |
|----|--------------|------|
| 51 | Don Bethel   | 1981 |
| 49 | Don Bethel   | 1982 |
|    | Rob Livchak  | 1982 |
| 48 | Dave Talboo  | 1986 |
|    | Rob Livchak  | 1984 |
| 46 | Walt Novosel | 2003 |
|    | John Born    | 1984 |

## WINNING PERCENTAGE

|                          |                     |      |
|--------------------------|---------------------|------|
| (at least six decisions) |                     |      |
| 1.000                    | D. Diamond (11-0)   | 1971 |
|                          | B Schubmehl (10-0)  | 1997 |
|                          | Tom Murphy (10-0)   | 1965 |
|                          | Terry Trimmer (8-0) | 1964 |
|                          | Bill Hinkle (8-0)   | 1957 |
|                          | Mitch Wright (6-0)  | 1976 |
| .933                     | Ed Robbins (14-1)   | 1970 |
| .889                     | John Burden (8-1)   | 1979 |
|                          | Jim Bierman (8-1)   | 1973 |
| .875                     | Bill Adams (7-1)    | 1974 |
|                          | Terry Wenger (7-1)  | 1971 |
|                          | John Morlan (7-1)   | 1969 |

## FIELDING

### PUTOUTS


|     |              |      |
|-----|--------------|------|
| 448 | Jeff Rook    | 1997 |
| 402 | Mike Florak  | 1987 |
| 396 | Ben Crabtree | 2003 |
| 393 | Jeff Rook    | 1998 |
| 386 | Mike Florak  | 1988 |

### ASSISTS

|            |                    |             |
|------------|--------------------|-------------|
| 183        | Tony Gandee        | 2003        |
| 180        | Matt Engleka       | 1995        |
| <b>175</b> | <b>Bryant Witt</b> | <b>2004</b> |
|            | Doug Renner        | 1991        |
| 174        | Bryant Witt        | 2005        |
| 168        | Jason Shockey      | 2003        |
| 163        | Scott Malinowski   | 1997        |
|            | Damon Wilcox       | 1997        |

### ERRORS

|           |                    |             |
|-----------|--------------------|-------------|
| 27        | John Schanzenbach  | 1982        |
| <b>26</b> | <b>Bryant Witt</b> | <b>2004</b> |
|           | Marc Whaley        | 1987        |
| 25        | Damon Wilcox       | 1996        |
| 24        | John Schanzenbach  | 1984        |
| 23        | Matt Hudik         | 1990        |
|           | <b>Bryant Witt</b> | <b>2006</b> |



Chris Rigo led the Bobcats with six saves last season in his freshman campaign. The total was tied for the fourth-most saves in a single season in Ohio history.



# CAREER RECORDS

## GAMES PLAYED

|     |                  |         |
|-----|------------------|---------|
| 221 | Jeff Rook        | 1997-00 |
| 209 | Brady Gick       | 1993-97 |
| 208 | Mike Arbinger    | 1999-02 |
|     | Rick Czajkowski  | 1989-92 |
| 207 | Ryan Kyes        | 1998-01 |
| 206 | Scott Malinowski | 1995-98 |
| 204 | Greg Stover      | 1991-94 |
| 200 | Chad Young       | 1990-93 |
| 199 | Mike Florak      | 1986-89 |
| 195 | Marc Simms       | 1991-94 |

## HITTING

### BATTING AVERAGE

|      |                 |         |
|------|-----------------|---------|
| .404 | Lamar Jacobs    | 1956-59 |
| .403 | John Hrasch     | 1948-51 |
| .401 | Terry Harmon    | 1964-67 |
| .385 | Larry Thomas    | 1959-62 |
| .379 | Kevin Priessman | 1977-80 |
| .377 | Bob Willet      | 1963-66 |
|      | Jim Shreffler   | 1948-50 |
| .374 | Frank Caruso    | 1956-58 |
| .371 | Mike Hannah     | 1970-71 |

### AT-BATS

|     |                  |         |
|-----|------------------|---------|
| 770 | Ben Crabtree     | 2002-05 |
| 740 | Mike Arbinger    | 1999-02 |
| 735 | Ryan Kyes        | 1998-01 |
| 716 | Rick Czajkowski  | 1989-92 |
| 710 | Jeff Rook        | 1997-00 |
| 679 | Anthony Gressick | 2003-06 |
| 672 | Greg Stover      | 1991-94 |
| 670 | Scott Malinowski | 1995-98 |
| 638 | Brady Gick       | 1993-97 |
| 636 | Adam Fox         | 2001-03 |

### HITS

|     |                  |         |
|-----|------------------|---------|
| 269 | Ben Crabtree     | 2002-05 |
| 268 | Ryan Kyes        | 1998-01 |
| 266 | Mike Arbinger    | 1999-02 |
| 234 | Adam Fox         | 2001-03 |
| 233 | Rick Czajkowski  | 1989-92 |
| 228 | Anthony Gressick | 2003-06 |
| 218 | Scott Malinowski | 1995-98 |
|     | Greg Stover      | 1991-94 |
| 211 | Jeff Rook        | 1997-00 |
| 209 | Brady Gick       | 1993-97 |

### RUNS SCORED

|     |                  |         |
|-----|------------------|---------|
| 200 | Mike Arbinger    | 1999-02 |
| 198 | Ryan Kyes        | 1998-01 |
| 155 | Jeff Rook        | 1997-00 |
| 151 | Marc Sims        | 1991-94 |
| 148 | Ben Crabtree     | 2002-05 |
| 145 | Dan Lunsford     | 2001-04 |
| 143 | Anthony Gressick | 2003-06 |
| 141 | Jason Arbinger   | 1997-99 |
| 136 | Scott Malinowski | 1995-98 |
| 135 | Greg Stover      | 1991-94 |

## DOUBLES

|    |                  |         |
|----|------------------|---------|
| 67 | Ryan Kyes        | 1998-01 |
| 53 | Ben Crabtree     | 2002-05 |
|    | Adam Fox         | 2001-03 |
|    | Scott Malinowski | 1995-98 |
| 44 | Anthony Gressick | 2003-06 |
| 42 | Chuck Lombardy   | 1998-01 |
| 41 | Mike Arbinger    | 1999-02 |
|    | Brady Gick       | 1993-97 |
|    | Rick Czajkowski  | 1989-92 |
| 39 | Jason Arbinger   | 1997-99 |
|    | Denny Wilson     | 1977-80 |

## TRIPLES

|    |                  |         |
|----|------------------|---------|
| 12 | Dirk Harper      | 1989-92 |
|    | Dean Washington  | 1974-77 |
| 10 | Terry Harmon     | 1964-67 |
| 9  | Ryan Kyes        | 1998-01 |
|    | Marc Sims        | 1991-94 |
|    | Tom Smith        | 1969-71 |
| 8  | Pat Miller       | 1980-83 |
|    | Larry Thomas     | 1959-62 |
|    | Phil Sabatini    | 2002-05 |
|    | Myron Stallsmith | 1957-60 |
|    | Jim Shreffler    | 1948-50 |

## HOME RUNS

|    |                  |         |
|----|------------------|---------|
| 48 | Jeff Rook        | 1997-00 |
| 38 | Adam Fox         | 2001-03 |
|    | Mike Arbinger    | 1999-02 |
| 36 | Anthony Gressick | 2003-06 |
| 35 | Ryan Kyes        | 1998-01 |
| 34 | Cory Keylor      | 1999-01 |
| 33 | Andrew See       | 1999-01 |
| 32 | Ben Crabtree     | 2002-05 |
| 31 | Chuck Lombardy   | 1998-01 |
| 30 | Bart Leahy       | 1995-98 |

## RUNS BATTED IN

|     |                  |         |
|-----|------------------|---------|
| 179 | Jeff Rook        | 1997-00 |
| 176 | Ben Crabtree     | 2002-05 |
| 175 | Mike Arbinger    | 1999-02 |
| 171 | Adam Fox         | 2001-03 |
| 158 | Ryan Kyes        | 1998-01 |
| 157 | Anthony Gressick | 2003-06 |
| 144 | Chuck Lombardy   | 1998-01 |
| 142 | Rick Czajkowski  | 1989-92 |
| 135 | Brady Gick       | 1993-97 |
| 134 | Wes Harrington   | 1983-86 |

## TOTAL BASES

|     |                  |         |
|-----|------------------|---------|
| 444 | Mike Arbinger    | 1999-02 |
| 418 | Ben Crabtree     | 2002-05 |
| 405 | Adam Fox         | 2001-03 |
| 384 | Anthony Gressick | 2003-06 |
| 358 | Ryan Kyes        | 1998-01 |
| 338 | Jeff Rook        | 1997-00 |
| 329 | Chuck Lombardy   | 1998-01 |
| 318 | Brady Gick       | 1993-97 |
| 317 | Kevin Priessman  | 1977-80 |
| 307 | Rick Czajkowski  | 1989-92 |

## SLUGGING PERCENTAGE

|      |                 |         |
|------|-----------------|---------|
| .697 | Rich McKinney   | 1967-68 |
| .647 | Andrew See      | 1999-01 |
| .643 | Wes Harrington  | 1983-86 |
| .640 | Mike Schmidt    | 1969-71 |
| .638 | Terry Harmon    | 1964-67 |
| .634 | Cory Keylor     | 1999-01 |
| .633 | Mike Hannah     | 1970-71 |
| .623 | Ryan Kyes       | 1998-01 |
| .616 | Kevin Priessman | 1977-80 |
| .614 | Jim Shreffler   | 1948-50 |

## BASES ON BALLS

|     |                    |         |
|-----|--------------------|---------|
| 137 | Mike Florak        | 1986-89 |
| 133 | Jeff Rook          | 1997-00 |
| 107 | Mike Arbinger      | 1999-02 |
| 101 | Matt Engleka       | 1991-95 |
| 95  | Chris Tenoglia     | 1981-84 |
| 94  | Jason Arbinger     | 1997-99 |
| 92  | Greg Stover        | 1991-94 |
| 91  | Marc Sims          | 1991-94 |
| 90  | Mark Echstenkamper | 1984-87 |
| 87  | Keith Vrotsos      | 1981-84 |

## STRIKEOUTS

|     |                  |         |
|-----|------------------|---------|
| 212 | Jeff Rook        | 1997-00 |
| 118 | Marc Whaley      | 1985-88 |
| 113 | Justin Harmon    | 1993-96 |
|     | Phil Sabatini    | 2002-05 |
| 112 | Bart Leahy       | 1995-98 |
|     | Wes Harrington   | 1983-86 |
| 109 | Mike Florak      | 1986-89 |
| 104 | Anthony Gressick | 2003-06 |
| 101 | Cory Keylor      | 1999-01 |
| 100 | Marc Sims        | 1991-94 |

## STOLEN BASES

|    |                 |         |
|----|-----------------|---------|
| 42 | Marc Sims       | 1991-94 |
| 39 | Eric Camfield   | 1992-95 |
| 36 | Tim Thomas      | 1989-90 |
| 34 | Mike Goldstein  | 1996-99 |
|    | Matt Hudik      | 1989-90 |
| 33 | Greg Stover     | 1991-94 |
| 32 | Keith Vrotsos   | 1981-84 |
| 31 | Phil Sabatini   | 2002-05 |
| 30 | Lyle Govert     | 1976-79 |
| 27 | Bart Leahy      | 1995-98 |
|    | Gary McLaughlin | 1980-83 |



# CAREER RECORDS



## PITCHING

### APPEARANCES

|    |                  |         |
|----|------------------|---------|
| 81 | Chad Reed        | 1989-92 |
| 76 | Adam Redwine     | 1989-92 |
| 66 | Dan O'Rourke     | 2002-05 |
| 63 | Cory Corrigan    | 1990-93 |
|    | Kris Franko      | 1990-93 |
| 59 | Jim Bierman      | 1971-74 |
| 57 | Chris Bova       | 2001-04 |
|    | Tom Miller       | 1995-97 |
|    | Mark Bradley     | 1988-91 |
| 56 | Scott Decaminada | 1991-94 |

### INNINGS PITCHED

|       |                  |         |
|-------|------------------|---------|
| 303.1 | Brian Mann       | 1985-89 |
| 283.2 | Walt Novosel     | 2000-03 |
| 283.0 | Chris Bova       | 2001-04 |
| 275.2 | Aaron Houdeshell | 1994-97 |
| 266.2 | John Burden      | 1976-79 |
| 260.1 | Derek Witt       | 2003-06 |
| 260.0 | Jim Bierman      | 1971-74 |
| 248.0 | Denny McGee      | 1998-01 |
| 247.0 | Robert Sismondo  | 1996-98 |
| 244.2 | Larry Nicholson  | 1976-79 |

### EARNED RUN AVERAGE

|      |                 |         |
|------|-----------------|---------|
| 0.99 | Dave Tobik      | 1972-74 |
| 1.37 | Doug Diamond    | 1970-72 |
| 1.63 | Larry Robinson  | 1964-66 |
| 2.08 | Jim Bierman     | 1971-74 |
| 2.23 | Len Stahl       | 1963-65 |
| 2.24 | Jerry McConnell | 1965-67 |
| 2.32 | Ed Robbins      | 1967-70 |
| 2.34 | Tom Murphy      | 1965-66 |
| 2.40 | Terry Wenger    | 1970-73 |
|      | Mickey Urban    | 1949-51 |

## WINS

|    |                  |         |
|----|------------------|---------|
| 27 | Jim Bierman      | 1971-74 |
| 25 | Aaron Houdeshell | 1993-97 |
| 24 | Robert Sismondo  | 1996-98 |
| 23 | Ed Robbins       | 1967-70 |
| 21 | Brian Mann       | 1985-89 |
|    | John Burden      | 1976-79 |
|    | Bill Hirzel      | 1961-63 |
|    | John Bier        | 1951-54 |
|    | Don Poling       | 1948-50 |
| 20 | Len Stahl        | 1963-65 |

## LOSSES

|    |                 |         |
|----|-----------------|---------|
| 22 | Walt Novosel    | 2000-03 |
|    | Dave McLaughlin | 1980-83 |
|    | Mark Persson    | 1977-80 |
| 18 | John Burden     | 1976-79 |
| 17 | Jake Eye        | 1994-97 |
|    | Adam Redwine    | 1989-92 |
|    | John Born       | 1981-84 |
| 16 | Brian Mann      | 1985-89 |
|    | Rob Livchak     | 1981-84 |
| 15 | Larry Nicholson | 1976-79 |

## SAVES

|          |                   |                     |
|----------|-------------------|---------------------|
| 22       | Chad Reed         | 1989-92             |
| 12       | Kevin Hagen       | 1985-88             |
|          | Dan O'Rourke      | 2002-05             |
|          | Doug Stackhouse   | 1979-83             |
| 11       | Tom Miller        | 1995-97             |
| 7        | Yale Silverman    | 2004-06             |
| 6        | Brian Young       | 1988-90             |
| <b>6</b> | <b>Chris Rigo</b> | <b>2006-present</b> |
| 5        | Andy Reynolds     | 1985-88             |
|          | Mitch Wright      | 1976-78             |

## STRIKEOUTS

|     |                 |         |
|-----|-----------------|---------|
| 261 | Denny McGee     | 1998-01 |
| 254 | Robert Sismondo | 1996-98 |
| 214 | Chris Bova      | 2001-04 |
|     | Ed Robbins      | 1967-70 |
| 203 | Ralph Nuzum     | 1956-59 |
| 196 | John Born       | 1981-84 |
| 193 | Tom Murphy      | 1965-66 |
|     | Brian Mann      | 1985-89 |
| 187 | Marc Cornell    | 2001-04 |
|     | Jim Bierman     | 1971-74 |


## BASES ON BALLS

|     |              |         |
|-----|--------------|---------|
| 160 | Don Bethel   | 1980-83 |
| 149 | Walt Novosel | 2000-03 |
| 145 | Rob Livchak  | 1981-84 |
| 131 | John Born    | 1981-84 |
| 120 | Jake Eye     | 1994-97 |
| 116 | Denny McGee  | 1998-01 |
| 104 | Pat Rose     | 1977-80 |
| 103 | Mike Sohmer  | 1981-84 |
| 100 | Adam Redwine | 1989-92 |
| 96  | Dave Farina  | 1975-78 |

## WINNING PERCENTAGE

|                         |                        |         |
|-------------------------|------------------------|---------|
| (at least 12 decisions) |                        |         |
| .941                    | Brian Schubmehl (16-1) | 1996-97 |
|                         | Tom Murphy (16-1)      | 1965-66 |
| .882                    | Doug Diamond (17-2)    | 1970-72 |
| .833                    | Russ Herbert (10-2)    | 1992-94 |
| .824                    | Bill Hinkle (14-3)     | 1955-57 |
| .800                    | Len Stahl (20-5)       | 1963-65 |
| .792                    | Ralph Nuzum (19-5)     | 1956-59 |
| .789                    | Mickey Urban (15-4)    | 1949-51 |
| .788                    | Jim Bierman (27-6)     | 1971-74 |
| .778                    | Tony Schiml (14-4)     | 1999-00 |

Note: Active players in **bold**



Adam Fox



Jeff Rook



# TEAM SEASON RECORDS

## HITTING


|               |       |               |
|---------------|-------|---------------|
| Games         | 61    | 1997          |
| At-Bats       | 2,021 | 2003          |
| Runs          | 527   | 2001          |
| Hits          | 656   | 2003          |
| RBI           | 490   | 2001          |
| Batting Avg.  | .331  | 2001          |
| Doubles       | 135   | 2001          |
| Triples       | 29    | 1991          |
| Home Runs     | 122   | 2001          |
| Slugging Pct. | .594  | 2001          |
| Sacrifices    | 60    | 1996          |
| Strikeouts    | 334   | 2001          |
| Walks         | 239   | '84, '99, '01 |
| Hit Batsmen   | 63    | 2001          |
| Stolen Bases  | 78    | 1990          |
| Total Bases   | 1158  | 2001          |

## PITCHING


|                      |       |      |
|----------------------|-------|------|
| Complete Games       | 26    | 1979 |
| Most Batters Faced   | 2121  | 1997 |
| Most At-Bats         | 1915  | 2001 |
| Most Wins            | 43    | 1997 |
| Most Losses          | 35    | 1988 |
| Most Saves           | 15    | 2003 |
| Most Innings Pitched | 496.2 | 2003 |
| Most Hits Allowed    | 597   | 2001 |
| Most Runs Allowed    | 425   | 2001 |
| Most Earned Runs     | 361   | 2001 |
| Lowest ERA           | 1.94  | 1965 |
| Most Walks Allowed   | 256   | 1981 |
| Most Strikeouts      | 420   | 2003 |
| Most Hit Batsmen     | 85    | 2002 |
| Most Wild Pitches    | 88    | 2003 |
| Most Balks           | 11    | 2001 |

## FIELDING

|                       |       |      |
|-----------------------|-------|------|
| Most Putouts          | 1,488 | 2003 |
| Most Assists          | 685   | 2003 |
| Most Errors           | 110   | 1991 |
| Most Double Plays     | 60    | 1988 |
| Highest Fielding Pct. | .971  | 1973 |



The 1997 Bobcats set school records for the most games played (61) and wins (43) in a single season.



Mike Arbinger



# YEARLY RECORDS



| YEAR    | OVERALL    | YEAR | OVERALL | MAC    | FINISH            | REGULAR SEASON         | TOURNAMENT       |
|---------|------------|------|---------|--------|-------------------|------------------------|------------------|
| 1892    | 2-1        | 1947 | 13-5    | 5-2    | First             | OHIO                   |                  |
| 1893-99 | No records | 1948 | 18-14   | 7-2    | First             | OHIO                   |                  |
| 1900    | 2-2        | 1949 | 14-10-1 | 3-5    | Fourth            | Western Michigan       |                  |
| 1901    | 0-1        | 1950 | 25-5    | 8-2    | Second            | Western Michigan       |                  |
| 1902    | 3-1        | 1951 | 13-12   | 3-4    | Third             | Western Michigan       |                  |
| 1903    | 5-3        | 1952 | 18-6    | 7-2    | Second            | Western Michigan       |                  |
| 1904    | 3-1        | 1953 | 17-4    | 8-1    | First             | OHIO                   |                  |
| 1905    | 1-0        | 1954 | 19-6    | 8-1    | First             | OHIO                   |                  |
| 1906    | 6-3        | 1955 | 11-10   | 4-4    | Tie-Fourth        | Western Michigan       |                  |
| 1907    | 10-2       | 1956 | 20-7    | 7-2    | First             | OHIO                   |                  |
| 1908    | 13-0       | 1957 | 20-5    | 9-2    | Second            | Western Michigan       |                  |
| 1909    | 7-3        | 1958 | 17-4    | 8-1    | Second            | Western Michigan       |                  |
| 1910    | 5-4        | 1959 | 18-4    | 8-2    | First             | Western Michigan/OHIO* |                  |
| 1911    | 1-8-1      | 1960 | 17-5    | 8-1    | First             | OHIO                   |                  |
| 1912    | 8-6        | 1961 | 13-6    | 7-3    | Third             | Western Michigan       |                  |
| 1913    | 4-3        | 1962 | 18-8    | 7-5    | Third             | Western Michigan       |                  |
| 1914    | 7-7        | 1963 | 17-8    | 9-3    | Second            | Western Michigan       |                  |
| 1915    | 13-5       | 1964 | 21-4    | 10-4   | First             | Kent State/OHIO**      |                  |
| 1916    | 4-8        | 1965 | 28-3    | 11-1   | First             | OHIO                   |                  |
| 1917    | 0-1        | 1966 | 15-4-1  | 5-2    | Second            | Western Michigan       |                  |
| 1918    | 7-1        | 1967 | 19-9    | 8-3    | Second            | Western Michigan       |                  |
| 1919    | 6-1        | 1968 | 23-6    | 9-0    | First             | OHIO                   |                  |
| 1920    | 8-4        | 1969 | 18-12   | 13-3   | First             | OHIO                   |                  |
| 1921    | 14-6       | 1970 | 33-6    | 14-1   | First             | OHIO                   |                  |
| 1922    | 4-8        | 1971 | 30-7    | 11-3   | First             | OHIO                   |                  |
| 1923    | 4-4        | 1972 | 20-9-2  | 7-4-1  | Second            | Bowling Green          |                  |
| 1924    | 6-2        | 1973 | 28-9    | 13-5   | Second            | Miami                  |                  |
| 1925    | 6-5        | 1974 | 28-15   | 11-7   | Third             | Miami                  |                  |
| 1926    | 5-7        | 1975 | 26-12   | 10-4   | Second            | Eastern Michigan       |                  |
| 1927    | 5-7        | 1976 | 25-20   | 11-7   | Second            | Eastern Michigan       |                  |
| 1928    | 8-4        | 1977 | 22-26   | 7-9    | Fifth             | Central Michigan       |                  |
| 1929    | 12-6       | 1978 | 19-23   | 5-11   | Seventh           | Eastern Michigan       |                  |
| 1930    | 9-4        | 1979 | 20-20   | 8-4    | Second            | Miami                  |                  |
| 1931    | 12-2       | 1980 | 16-23-1 | 4-12   | Tie-Ninth         | Central Michigan       |                  |
| 1932    | 11-5       | 1981 | 12-34   | 5-13   | Ninth             | Central Michigan       | Eastern Michigan |
| 1933    | 5-7        | 1982 | 26-23-1 | 10-5   | First • East      | Eastern Michigan       | Eastern Michigan |
| 1934    | 9-6        | 1983 | 26-19   | 10-4   | First • East      | Miami                  | Miami            |
| 1935    | 9-6        | 1984 | 22-31   | 15-14  | Third             | Central Michigan       | None             |
| 1936    | 12-5       | 1985 | 16-34   | 7-20   | Ninth             | Central Michigan       | None             |
| 1937    | 21-3       | 1986 | 20-33   | 11-20  | Seventh           | Central Michigan       | None             |
| 1938    | 11-10      | 1987 | 18-33   | 7-19   | Eighth            | Central Michigan       | None             |
| 1939    | 12-8       | 1988 | 22-35   | 11-21  | Eighth            | Central Michigan       | None             |
| 1940    | 11-9       | 1989 | 25-19   | 17-10  | Third             | Western Michigan       | None             |
| 1941    | 11-5       | 1990 | 29-27   | 12-16  | Sixth             | Central Michigan       | None             |
| 1942    | 12-3       | 1991 | 33-27   | 20-11  | First             | OHIO                   | None             |
| 1943    | 3-5        | 1992 | 33-22   | 20-12  | Second            | Kent State             | Kent State       |
| 1944    | 4-1        | 1993 | 21-26   | 13-15  | Fifth             | Kent State             | Kent State       |
| 1945    | 9-2        | 1994 | 34-19   | 18-10  | Second            | Kent State             | Central Michigan |
| 1946    | 12-1       | 1995 | 31-25   | 15-17  | Seventh           | Bowling Green          | Central Michigan |
|         |            | 1996 | 34-23   | 22-9   | Second            | Kent State             | Akron            |
|         |            | 1997 | 43-18   | 22-9   | First             | OHIO                   | OHIO             |
|         |            | 1998 | 31-24   | 13-17  | Fourth • East     | Ball State             | Bowling Green    |
|         |            | 1999 | 26-28   | 17-13  | Fourth • East     | Ball State             | Bowling Green    |
|         |            | 2000 | 31-25-1 | 20-9   | Second • East     | Kent State             | Miami            |
|         |            | 2001 | 29-25   | 16-11  | Tie-Second • East | Ball State             | Kent State       |
|         |            | 2002 | 26-25   | 14-13  | Fourth • East     | Bowling Green          | Kent State       |
|         |            | 2003 | 35-23   | 15-11  | Third • East      | Kent State             | Eastern Michigan |
|         |            | 2004 | 25-29   | 12-12  | Third • East      | Central Michigan       | Kent State       |
|         |            | 2005 | 25-25-1 | 9-10-1 | Third • East      | Miami                  | Miami            |
|         |            | 2006 | 22-25   | 14-13  | Third • East      | Kent State             | Ball State       |

Note: No MAC Tournament from 1984-1991

\* In 1959, Western Michigan defeated co-champion Ohio for the District IV playoff berth  
 \*\* In 1964, Kent defeated co-champion Ohio for the District IV playoff berth

# YEARLY RESULTS

## 1989 (25-19, 17-10 MAC)

|                      |      |   |
|----------------------|------|---|
| AT EASTERN KENTUCKY  | 1-21 | L |
| AT EASTERN KENTUCKY  | 0-6  | L |
| AT TENNESSEE         | 11-4 | W |
| AT FURMAN            | 0-2  | L |
| AT FURMAN            | 4-1  | W |
| MARSHALL             | 6-7  | L |
| AT XAVIER            | 7-2  | W |
| AT EASTERN MICHIGAN* | 0-6  | L |
| AT EASTERN MICHIGAN* | 8-3  | W |
| AT EASTERN MICHIGAN* | 2-1  | W |
| AT EASTERN MICHIGAN* | 0-8  | L |
| MIAMI*               | 3-8  | L |
| MIAMI*               | 4-0  | W |
| BOWLING GREEN*       | 8-7  | W |
| BOWLING GREEN*       | 2-1  | W |
| BOWLING GREEN*       | 3-2  | W |
| BOWLING GREEN*       | 6-3  | W |
| OHIO WESLEYAN        | 10-2 | W |
| OHIO WESLEYAN        | 0-8  | L |
| WESTERN MICHIGAN*    | 2-1  | W |
| WESTERN MICHIGAN*    | 1-0  | W |
| WESTERN MICHIGAN*    | 5-2  | W |
| WESTERN MICHIGAN*    | 1-3  | L |
| WRIGHT STATE         | 4-12 | L |
| WRIGHT STATE         | 7-6  | W |
| AT OHIO STATE        | 1-7  | L |
| AT TOLEDO*           | 1-0  | W |
| AT TOLEDO*           | 1-0  | W |
| AT TOLEDO*           | 3-5  | L |
| AT TOLEDO*           | 0-1  | L |
| AT MIAMI*            | 7-3  | W |
| AT MIAMI*            | 0-4  | L |
| OHIO DOMINICAN       | 2-10 | L |
| OHIO DOMINICAN       | 5-3  | W |
| CENTRAL MICHIGAN*    | 2-0  | W |
| CENTRAL MICHIGAN*    | 2-9  | L |
| CENTRAL MICHIGAN*    | 4-11 | L |
| AT AKRON             | 3-4  | L |
| AT AKRON             | 4-3  | W |
| MARIETTA             | 8-4  | W |
| AT KENT STATE*       | 2-1  | W |
| AT KENT STATE*       | 11-0 | W |
| AT KENT STATE*       | 5-2  | W |
| AT KENT STATE*       | 2-3  | L |

## 1990 (29-27, 12-16 MAC)

|                      |      |   |
|----------------------|------|---|
| AT KENTUCKY          | 2-5  | L |
| AT KENTUCKY          | 0-9  | L |
| AT U.N.C. ASHEVILLE  | 13-7 | W |
| AT U.N.C. ASHEVILLE  | 4-2  | W |
| AT CLEMSON           | 6-12 | L |
| AT CLEMSON           | 4-6  | L |
| AT AUBURN            | 3-8  | L |
| AT AUBURN            | 4-7  | L |
| AT MICHIGAN ST.      | 3-1  | W |
| AT MICHIGAN ST.      | 2-3  | L |
| AT COLUMBUS COLLEGE  | 5-11 | L |
| XAVIER               | 5-4  | W |
| XAVIER               | 6-2  | W |
| AT MARSHALL          | 10-1 | W |
| MOREHEAD STATE       | 7-6  | W |
| MOREHEAD STATE       | 8-3  | W |
| WEST VIRGINIA        | 5-7  | L |
| WEST VIRGINIA        | 5-0  | W |
| AT MARIETTA          | 4-6  | L |
| CINCINNATI           | 7-3  | W |
| AT BOWLING GREEN*    | 6-11 | L |
| AT BOWLING GREEN*    | 6-8  | L |
| AT BOWLING GREEN*    | 8-0  | W |
| AT BOWLING GREEN*    | 6-3  | W |
| AKRON                | 8-9  | L |
| TOLEDO*              | 0-1  | L |
| TOLEDO*              | 9-3  | W |
| AT BALL STATE*       | 0-3  | L |
| AT BALL STATE*       | 4-1  | W |
| AT CENTRAL MICHIGAN* | 0-2  | L |
| AT CENTRAL MICHIGAN* | 3-4  | L |
| AT CENTRAL MICHIGAN* | 1-6  | L |
| AT CENTRAL MICHIGAN* | 1-9  | L |
| AT MIAMI*            | 1-2  | L |
| AT MIAMI*            | 12-7 | W |
| EASTERN MICHIGAN*    | 0-3  | W |
| EASTERN MICHIGAN*    | 6-0  | W |
| EASTERN MICHIGAN*    | 3-7  | L |

|                      |      |   |
|----------------------|------|---|
| EASTERN MICHIGAN*    | 5-7  | L |
| DAYTON               | 4-0  | W |
| OHIO STATE           | 4-3  | W |
| KENT STATE*          | 1-0  | W |
| KENT STATE*          | 1-3  | L |
| KENT STATE*          | 6-5  | W |
| BALL STATE*          | 6-5  | W |
| BALL STATE*          | 2-0  | W |
| AT OHIO STATE        | 4-2  | W |
| YOUNGSTOWN STATE     | 12-7 | W |
| YOUNGSTOWN STATE     | 4-3  | W |
| OHIO WESLEYAN        | 7-0  | W |
| OHIO WESLEYAN        | 12-4 | W |
| MIAMI*               | 2-0  | W |
| MIAMI*               | 0-2  | L |
| AT WESTERN MICHIGAN* | 8-9  | L |
| AT WESTERN MICHIGAN* | 9-11 | L |
| AT WESTERN MICHIGAN* | 8-1  | W |

## 1991 (33-27, 20-11 MAC)

|                        |       |   |
|------------------------|-------|---|
| AT WEST VIRGINIA STATE | 14-8  | W |
| AT WEST VIRGINIA STATE | 9-0   | W |
| AT LINCOLN MEMORIAL    | 5-4   | W |
| AT LINCOLN MEMORIAL    | 5-9   | L |
| AT LINCOLN MEMORIAL    | 9-18  | L |
| AT TENNESSEE           | 2-7   | L |
| AT TENNESSEE           | 6-19  | L |
| AT AUGUSTA COLLEGE     | 2-1   | W |
| AT SOUTH CAROLINA      | 8-10  | L |
| AT COASTAL CAROLINA    | 4-6   | L |
| AT COASTAL CAROLINA    | 11-8  | W |
| AT FARLEIGH-DICKINSON  | 21-2  | W |
| AT U.N.C. GREENSBORO   | 22-5  | W |
| MARSHALL               | 12-3  | W |
| OHIO WESLEYAN          | 1-8   | L |
| MARIETTA               | 5-1   | W |
| AT AKRON               | 3-2   | W |
| AT AKRON               | 4-5   | L |
| AT MOREHEAD STATE      | 2-4   | L |
| AT MOREHEAD STATE      | 4-5   | L |
| AT CINCINNATI          | 8-9   | L |
| BOWLING GREEN*         | 4-2   | W |
| BOWLING GREEN*         | 0-1   | L |
| BOWLING GREEN*         | 8-4   | W |
| BOWLING GREEN*         | 10-18 | L |
| AT MARSHALL            | 15-5  | W |
| AT TOLEDO*             | 5-4   | W |
| AT TOLEDO*             | 1-0   | W |
| AT TOLEDO*             | 3-2   | W |
| AT TOLEDO*             | 7-0   | W |
| BALL STATE*            | 4-2   | W |
| BALL STATE*            | 10-5  | W |
| CENTRAL MICHIGAN*      | 3-1   | W |
| CENTRAL MICHIGAN*      | 4-3   | W |
| CENTRAL MICHIGAN*      | 4-2   | W |
| CENTRAL MICHIGAN*      | 4-3   | W |
| MIAMI*                 | 9-4   | W |
| MIAMI*                 | 2-5   | L |
| AT EASTERN MICHIGAN*   | 1-5   | L |
| AT EASTERN MICHIGAN*   | 13-3  | W |
| AT EASTERN MICHIGAN*   | 4-2   | W |
| AT EASTERN MICHIGAN*   | 1-8   | L |
| AT CLEVELAND STATE     | 7-4   | W |
| AT OHIO STATE          | 3-4   | L |
| AT KENT STATE*         | 13-6  | W |
| AT KENT STATE*         | 6-2   | W |
| AT KENT STATE*         | 1-4   | L |
| AT KENT STATE*         | 1-5   | L |
| AT BALL STATE*         | 13-14 | L |
| AT BALL STATE*         | 4-8   | L |
| AT OHIO STATE          | 3-11  | L |
| AT XAVIER              | 14-13 | W |
| AT MIAMI*              | 5-3   | W |
| WESTERN MICHIGAN*      | 4-6   | L |
| WESTERN MICHIGAN*      | 5-4   | W |
| WESTERN MICHIGAN*      | 4-1   | W |
| WESTERN MICHIGAN*      | 0-9   | L |

## 1992 (33-22, 20-12 MAC)

|              |     |   |
|--------------|-----|---|
| AT TENNESSEE | 6-7 | L |
|--------------|-----|---|

|                      |       |   |
|----------------------|-------|---|
| AT TENNESSEE         | 0-12  | L |
| AT TENNESSEE         | 11-9  | W |
| AT N.C. STATE        | 0-3   | L |
| AT U.N.C. WILMINGTON | 5-6   | L |
| AT COASTAL CAROLINA  | 6-4   | W |
| AT COASTAL CAROLINA  | 6-11  | L |
| AT COASTAL CAROLINA  | 7-4   | L |
| AT CLEMSON           | 12-2  | W |
| AT CLEMSON           | 2-6   | L |
| AT CLEMSON           | 1-21  | L |
| WESTERN MICHIGAN*    | 5-3   | W |
| WESTERN MICHIGAN*    | 1-5   | L |
| AT MARSHALL          | 3-4   | L |
| AT WRIGHT STATE      | 6-8   | L |
| AT EASTERN MICHIGAN* | 11-2  | W |
| AT EASTERN MICHIGAN* | 2-7   | L |
| MIAMI*               | 4-3   | W |
| MIAMI*               | 4-2   | W |
| TOLEDO*              | 3-2   | W |
| TOLEDO*              | 5-6   | L |
| TOLEDO*              | 7-0   | W |
| TOLEDO*              | 4-6   | L |
| AT MOREHEAD STATE    | 5-2   | W |
| AT OHIO STATE        | 1-3   | L |
| BALL STATE*          | 1-3   | L |
| BALL STATE*          | 4-5   | L |
| BALL STATE*          | 3-6   | L |
| BALL STATE*          | 10-12 | L |
| MIAMI*               | 5-4   | W |
| MIAMI*               | 3-6   | L |
| AT ASHLAND           | 5-4   | W |
| AT ASHLAND           | 4-3   | W |
| AKRON*               | 1-5   | L |
| AKRON*               | 4-3   | W |
| AKRON*               | 2-3   | L |
| AKRON*               | 6-1   | W |
| AT YOUNGSTOWN ST.    | 5-4   | W |
| BOWLING GREEN*       | 8-1   | W |
| BOWLING GREEN*       | 2-0   | W |
| BOWLING GREEN*       | 1-4   | L |
| BOWLING GREEN*       | 2-3   | L |
| AT DENISON           | 4-2   | W |
| KENT STATE*          | 1-2   | L |
| KENT STATE*          | 0-1   | L |
| KENT STATE*          | 2-5   | L |
| KENT STATE*          | 2-1   | W |

## MAC TOURNAMENT

|                  |      |   |
|------------------|------|---|
| CENTRAL MICHIGAN | 2-12 | L |
| BALL STATE       | 7-1  | W |
| KENT STATE       | 4-10 | L |

## 1993 (21-26, 13-15 MAC)

|                      |       |   |
|----------------------|-------|---|
| AT TENNESSEE         | 6-7   | L |
| AT TENNESSEE         | 0-12  | L |
| AT TENNESSEE         | 11-9  | W |
| AT N.C. STATE        | 0-3   | L |
| AT U.N.C. WILMINGTON | 5-6   | L |
| AT COASTAL CAROLINA  | 6-4   | W |
| AT COASTAL CAROLINA  | 6-11  | L |
| AT COASTAL CAROLINA  | 7-14  | L |
| AT CLEMSON           | 12-2  | W |
| AT CLEMSON           | 2-6   | L |
| AT CLEMSON           | 1-21  | L |
| WESTERN MICHIGAN*    | 5-3   | W |
| WESTERN MICHIGAN*    | 1-5   | L |
| AT MARSHALL          | 3-4   | L |
| WRIGHT ST.           | 6-8   | L |
| AT EASTERN MICHIGAN* | 11-2  | W |
| AT EASTERN MICHIGAN* | 2-7   | L |
| MIAMI*               | 4-3   | W |
| MIAMI*               | 4-2   | W |
| TOLEDO*              | 3-2   | W |
| TOLEDO*              | 5-6   | L |
| TOLEDO*              | 7-0   | W |
| TOLEDO*              | 4-6   | L |
| MOREHEAD ST.         | 5-2   | W |
| OHIO STATE           | 1-3   | L |
| AT BALL STATE*       | 5-3   | W |
| AT BALL STATE*       | 4-5   | L |
| AT BALL STATE*       | 3-6   | L |
| AT BALL STATE*       | 10-12 | L |
| AT MIAMI*            | 5-4   | W |
| AT MIAMI*            | 3-6   | L |
| ASHLAND              | 5-4   | W |
| ASHLAND              | 4-3   | W |



# YEARLY RESULTS



|                   |     |   |
|-------------------|-----|---|
| AKRON*            | 1-5 | L |
| AKRON*            | 4-3 | W |
| AKRON*            | 2-3 | L |
| AKRON*            | 6-1 | W |
| YOUNGSTOWN ST.    | 5-4 | W |
| AT BOWLING GREEN* | 8-1 | W |
| AT BOWLING GREEN* | 2-0 | W |
| AT BOWLING GREEN* | 1-4 | L |
| AT BOWLING GREEN* | 2-3 | L |
| DENISON           | 4-2 | W |
| AT KENT STATE*    | 4-2 | W |
| AT KENT STATE*    | 0-1 | L |
| AT KENT STATE*    | 2-5 | L |
| AT KENT STATE*    | 2-1 | W |

## 1994 (34-19, 18-10 MAC)

|                        |       |   |
|------------------------|-------|---|
| AT TENNESSEE           | 2-10  | L |
| AT TENNESSEE           | 5-6   | L |
| AT TENNESSEE           | 0-15  | L |
| AT WEST VIRGINIA STATE | 10-6  | W |
| AT WEST VIRGINIA STATE | 8-3   | W |
| AT MILLIGAN            | 8-0   | W |
| AT MILLIGAN            | 2-0   | W |
| AT MILLIGAN            | 10-0  | W |
| AT FURMAN              | 9-2   | W |
| AT GEORGIA             | 11-10 | W |
| AT GEORGIA             | 8-6   | W |
| AT GEORGIA TECH        | 4-6   | L |
| AT GEORGIA TECH        | 5-12  | L |
| AT MOREHEAD STATE      | 9-8   | W |
| MARSHALL               | 3-2   | W |
| AT WESTERN MICHIGAN*   | 3-4   | L |
| AT WESTERN MICHIGAN*   | 3-4   | L |
| AT WESTERN MICHIGAN*   | 5-3   | W |
| AT WESTERN MICHIGAN*   | 3-4   | L |
| CINCINNATI             | 1-0   | W |
| EASTERN MICHIGAN*      | 6-8   | L |
| EASTERN MICHIGAN*      | 8-7   | W |
| AT MIAMI*              | 5-6   | L |
| AT MIAMI*              | 4-2   | W |
| AT TOLEDO*             | 7-6   | W |
| AT TOLEDO*             | 4-5   | L |
| AT TOLEDO*             | 7-8   | L |
| AT TOLEDO*             | 2-1   | W |
| YOUNGSTOWN ST.         | 5-1   | W |
| YOUNGSTOWN ST.         | 24-4  | W |
| BALL STATE*            | 9-5   | W |
| BALL STATE*            | 19-4  | W |
| BALL STATE*            | 8-1   | W |
| BALL STATE*            | 11-7  | W |
| MIAMI*                 | 15-8  | W |
| MIAMI*                 | 13-6  | W |
| AT AKRON*              | 15-13 | W |
| AT AKRON*              | 5-4   | W |
| AT AKRON*              | 1-4   | L |
| AT AKRON*              | 5-0   | W |
| AT DENISON             | 9-11  | L |
| AT OHIO STATE          | 2-7   | L |
| BOWLING GREEN*         | 3-1   | W |
| BOWLING GREEN*         | 5-4   | W |
| DAYTON                 | 8-7   | W |
| DAYTON                 | 12-6  | W |
| KENT STATE*            | 7-9   | L |
| KENT STATE*            | 3-12  | L |
| KENT STATE*            | 6-5   | W |
| KENT STATE*            | 5-1   | W |

## 1995 (31-25, 15-17 MAC)

|                     |       |   |
|---------------------|-------|---|
| AT KENTUCKY         | 5-9   | L |
| AT KENTUCKY         | 4-3   | W |
| CLEVELAND ST.       | 7-1   | W |
| CLEVELAND ST.       | 2-1   | W |
| MARSHALL            | 7-5   | W |
| MARSHALL            | 8-1   | W |
| VS. ILLINOIS ST.    | 1-3   | L |
| AT DAVIDSON         | 4-5   | L |
| AT SOUTH CAROLINA   | 1-6   | L |
| AT COASTAL CAROLINA | 20-11 | W |
| AT COASTAL CAROLINA | 11-12 | L |
| AT COASTAL CAROLINA | 8-9   | L |

|                      |       |   |
|----------------------|-------|---|
| AT U.N.C. WILMINGTON | 3-2   | W |
| RIO GRANDE           | 12-3  | W |
| RIO GRANDE           | 2-0   | W |
| DAYTON               | 3-1   | W |
| WILMINGTON           | 12-1  | W |
| XAVIER               | 5-7   | W |
| AT CENTRAL MICHIGAN* | 4-8   | L |
| AT CENTRAL MICHIGAN* | 11-4  | W |
| AT CENTRAL MICHIGAN* | 0-7   | L |
| AT CENTRAL MICHIGAN* | 5-7   | L |
| WRIGHT STATE         | 15-5  | W |
| WESTERN MICHIGAN*    | 10-12 | L |
| WESTERN MICHIGAN*    | 2-10  | L |
| WESTERN MICHIGAN*    | 6-4   | W |
| WESTERN MICHIGAN*    | 3-5   | L |
| MIAMI*               | 4-6   | L |
| MIAMI*               | 5-14  | L |
| AT EASTERN MICHIGAN* | 2-1   | W |
| AT EASTERN MICHIGAN* | 6-9   | L |
| AT EASTERN MICHIGAN* | 1-6   | L |
| AT EASTERN MICHIGAN* | 5-1   | W |
| AT MARSHALL          | 13-3  | W |
| TOLEDO*              | 3-2   | W |
| TOLEDO*              | 4-2   | W |
| TOLEDO*              | 3-2   | W |
| TOLEDO*              | 3-2   | W |
| AT MIAMI*            | 2-3   | L |
| AT MIAMI*            | 1-10  | L |
| AT BALL STATE*       | 6-2   | W |
| AT BALL STATE*       | 3-4   | L |
| AT BALL STATE*       | 2-1   | W |
| AT BALL STATE*       | 3-1   | W |
| YOUNGSTOWN ST.       | 3-2   | W |
| YOUNGSTOWN ST.       | 9-5   | W |
| AKRON*               | 3-1   | W |
| AKRON*               | 10-0  | W |
| AKRON*               | 0-4   | L |
| AKRON*               | 9-2   | W |
| AT BOWLING GREEN*    | 7-8   | L |
| AT BOWLING GREEN*    | 3-4   | L |
| AT BOWLING GREEN*    | 19-4  | W |
| AT BOWLING GREEN*    | 4-5   | L |
| ASHLAND              | 5-4   | W |
| ASHLAND              | 2-9   | L |

## 1996 (34-23, 21-11 MAC)

|                      |       |   |
|----------------------|-------|---|
| AT MARSHALL          | 12-10 | W |
| AT EASTERN KENTUCKY  | 8-1   | W |
| AT RADFORD           | 4-3   | W |
| AT RADFORD           | 5-4   | W |
| WEST VIRGINIA STATE  | 12-7  | W |
| AT NORTH CAROLINA    | 1-12  | L |
| AT NORTH CAROLINA    | 4-6   | L |
| AT CHARLESTON SOUTH  | 5-6   | L |
| AT THE CITADEL       | 3-9   | L |
| AT CLEMSON           | 3-11  | L |
| AT CLEMSON           | 9-3   | W |
| AT COASTAL CAROLINA  | 8-16  | L |
| AT COASTAL CAROLINA  | 9-16  | L |
| CINCINNATI           | 6-1   | W |
| CINCINNATI           | 4-15  | L |
| AT XAVIER            | 14-6  | W |
| CENTRAL MICHIGAN*    | 3-1   | W |
| CENTRAL MICHIGAN*    | 3-2   | W |
| CENTRAL MICHIGAN*    | 0-2   | L |
| CENTRAL MICHIGAN*    | 1-9   | L |
| OHIO WESLEYAN        | 7-0   | W |
| MARSHALL             | 8-3   | W |
| MARSHALL             | 21-4  | W |
| AT WESTERN MICHIGAN* | 6-4   | W |
| AT WESTERN MICHIGAN* | 2-1   | W |
| AT WESTERN MICHIGAN* | 6-16  | W |
| AT WESTERN MICHIGAN* | 6-1   | W |
| AT MIAMI*            | 9-7   | W |
| AT MIAMI*            | 6-3   | W |
| EASTERN MICHIGAN*    | 2-1   | W |
| EASTERN MICHIGAN*    | 1-18  | L |
| EASTERN MICHIGAN*    | 7-0   | W |
| EASTERN MICHIGAN*    | 6-4   | W |
| AT CLEVELAND STATE   | 2-4   | L |
| AT CLEVELAND STATE   | 7-11  | L |
| AT TOLEDO*           | 3-5   | L |
| AT TOLEDO*           | 6-7   | L |
| AT TOLEDO*           | 3-8   | L |

|                |      |   |
|----------------|------|---|
| AT TOLEDO*     | 0-4  | L |
| MIAMI*         | 3-1  | W |
| MIAMI*         | 7-6  | W |
| BALL STATE*    | 9-2  | W |
| BALL STATE*    | 5-4  | W |
| BALL STATE*    | 16-0 | W |
| BALL STATE*    | 1-0  | W |
| AT AKRON*      | 4-2  | W |
| AT AKRON*      | 2-9  | L |
| AT AKRON*      | 11-0 | W |
| AT AKRON*      | 14-9 | W |
| BOWLING GREEN* | 4-1  | W |
| BOWLING GREEN* | 0-3  | L |
| BOWLING GREEN* | 1-6  | L |
| BOWLING GREEN* | 5-3  | W |

**MAC TOURNAMENT**

|            |      |   |
|------------|------|---|
| VS. TOLEDO | 3-2  | W |
| VS. AKRON  | 4-6  | L |
| VS. TOLEDO | 6-4  | W |
| VS. AKRON  | 6-15 | L |

## 1997 (43-18, 22-9 MAC)

|                         |       |   |
|-------------------------|-------|---|
| AT RADFORD              | 0-1   | L |
| AT RADFORD              | 2-6   | L |
| AT RADFORD              | 6-4   | W |
| AT MARSHALL             | 3-4   | L |
| AT MARSHALL             | 2-1   | W |
| AT WAKE FOREST          | 2-13  | L |
| AT WAKE FOREST          | 5-3   | W |
| AT CINCINNATI           | 10-2  | W |
| AT UNC-ASHEVILLE        | 2-9   | W |
| AT UNC-ASHEVILLE        | 9-5   | W |
| AT UNC-ASHEVILLE        | 16-6  | W |
| AT KENTUCKY             | 15-4  | W |
| WEST VIRGINIA STATE     | 17-3  | W |
| VS. CLEVELAND STATE     | 3-2   | W |
| AT UNC-GREENSBORO       | 6-8   | L |
| VS. CLEVELAND STATE     | 6-5   | W |
| VS. YOUNGSTOWN STATE    | 20-12 | W |
| VS. LE MOYNE            | 4-3   | W |
| VS. LE MOYNE            | 5-7   | L |
| AT NORTH CAROLINA STATE | 8-7   | W |
| KENT STATE*             | 6-5   | W |
| KENT STATE*             | 8-7   | W |
| KENT STATE*             | 4-3   | W |
| MARSHALL                | 6-5   | W |
| MARSHALL                | 14-2  | W |
| AT CENTRAL MICHIGAN*    | 10-6  | W |
| AT CENTRAL MICHIGAN*    | 5-7   | L |
| AT CENTRAL MICHIGAN*    | 11-4  | W |
| AT CENTRAL MICHIGAN*    | 6-7   | L |
| MIAMI*                  | 3-1   | W |
| MIAMI*                  | 7-4   | W |
| WESTERN MICHIGAN*       | 5-4   | W |
| WESTERN MICHIGAN*       | 8-1   | W |
| WESTERN MICHIGAN*       | 8-7   | W |
| WESTERN MICHIGAN*       | 13-2  | W |
| YOUNGSTOWN STATE        | 14-3  | W |
| AT EASTERN MICHIGAN*    | 5-3   | W |
| AT EASTERN MICHIGAN*    | 2-3   | L |
| AT EASTERN MICHIGAN*    | 6-4   | W |
| AT EASTERN MICHIGAN*    | 5-3   | W |
| AT MIAMI*               | 2-3   | L |
| AT MIAMI*               | 8-9   | L |
| TOLEDO*                 | 5-4   | W |
| TOLEDO*                 | 5-14  | L |
| TOLEDO*                 | 15-2  | W |
| TOLEDO*                 | 3-4   | L |
| XAVIER                  | 18-13 | W |
| AT BALL STATE*          | 7-1   | W |
| AT BALL STATE*          | 2-6   | L |
| AT BALL STATE*          | 2-10  | L |
| AT BALL STATE*          | 6-5   | W |
| WRIGHT STATE            | 5-1   | W |
| AKRON*                  | 9-5   | W |
| AKRON*                  | 5-3   | W |
| AKRON*                  | 16-2  | W |
| AKRON*                  | 7-6   | W |

**MAC TOURNAMENT**

|            |      |   |
|------------|------|---|
| MIAMI      | 23-4 | W |
| BALL STATE | 9-6  | W |
| KENT       | 7-6  | W |

**NCAA MIDEAST REGIONAL**

|                |      |   |
|----------------|------|---|
| TENNESSEE (N9) | 2-5  | L |
| UCLA (N9)      | 1-15 | L |



# YEARLY RESULTS

## 1998 (31-24, 13-17 MAC)

|                       |       |   |
|-----------------------|-------|---|
| VS. ELON              | 15-4  | W |
| AT DAVIDSON           | 6-2   | W |
| AT DAVIDSON           | 5-4   | W |
| AT KENTUCKY           | 4-16  | L |
| AT UNC-ASHEVILLE      | 9-0   | W |
| AT UNC-ASHEVILLE      | 8-7   | W |
| VS. MICHIGAN STATE    | 5-4   | W |
| VS. MICHIGAN STATE    | 14-2  | W |
| VS. MICHIGAN STATE    | 4-11  | L |
| VS. MICHIGAN STATE    | 5-7   | L |
| VS. BROWN             | 11-0  | W |
| VS. BROWN             | 15-7  | W |
| AT COASTAL CAROLINA   | 12-10 | W |
| AT VIRGINIA MILITARY  | 5-1   | W |
| WESTERN MICHIGAN*     | 5-13  | L |
| WESTERN MICHIGAN*     | 6-5   | W |
| CENTRAL MICHIGAN*     | 6-10  | L |
| CENTRAL MICHIGAN*     | 6-10  | L |
| YOUNGSTOWN STATE      | 2-8   | L |
| YOUNGSTOWN STATE      | 9-8   | W |
| CLEVELAND STATE       | 14-12 | W |
| AT NORTHERN ILLINOIS* | 8-1   | W |
| AT NORTHERN ILLINOIS* | 7-8   | L |
| AT BALL STATE*        | 2-9   | L |
| AT BALL STATE*        | 5-14  | L |
| EASTERN MICHIGAN*     | 0-2   | L |
| EASTERN MICHIGAN*     | 3-17  | L |
| AKRON*                | 7-5   | W |
| AKRON*                | 5-8   | L |
| AKRON*                | 8-2   | W |
| AKRON*                | 6-4   | W |
| AT WEST VIRGINIA      | 11-12 | L |
| CINCINNATI            | 12-13 | L |
| BOWLING GREEN*        | 4-1   | W |
| BOWLING GREEN*        | 1-3   | L |
| AT TOLEDO*            | 3-9   | L |
| AT TOLEDO*            | 1-4   | L |
| MARSHALL*             | 10-9  | W |
| MARSHALL*             | 8-6   | W |
| AT MARSHALL*          | 8-11  | L |
| AT MARSHALL*          | 2-7   | L |
| DUQUESNE              | 9-5   | W |
| DUQUESNE              | 6-5   | W |
| AT XAVIER             | 6-4   | W |
| AT MIAMI*             | 3-7   | L |
| AT MIAMI*             | 7-2   | W |
| AT MIAMI*             | 7-6   | W |
| AT MIAMI*             | 3-7   | L |
| DAYTON                | 5-10  | L |
| DAYTON                | 6-5   | W |
| AT WRIGHT STATE       | 15-6  | W |
| AT KENT STATE*        | 6-2   | W |
| AT KENT STATE*        | 6-5   | W |
| AT KENT STATE*        | 0-2   | L |
| AT KENT STATE*        | 3-2   | W |

## 1999 (26-28, 17-13 MAC)

|                      |       |   |
|----------------------|-------|---|
| AT EAST CAROLINA     | 8-14  | L |
| AT EAST CAROLINA     | 5-15  | L |
| AT EAST CAROLINA     | 3-7   | L |
| AT LOUISIANA STATE   | 5-26  | L |
| AT LOUISIANA STATE   | 1-14  | L |
| AT LOUISIANA STATE   | 6-20  | L |
| AT COASTAL CAROLINA  | 2-4   | L |
| AT COASTAL CAROLINA  | 9-14  | L |
| AT COASTAL CAROLINA  | 7-2   | W |
| DAYTON               | 1-3   | L |
| DAYTON               | 6-2   | W |
| DAYTON               | 6-4   | W |
| DAYTON               | 8-9   | L |
| EASTERN KENTUCKY     | 7-11  | L |
| PITTSBURGH           | 16-11 | W |
| ILLINOIS-CHICAGO     | 12-7  | W |
| ILLINOIS-CHICAGO     | 18-11 | W |
| ILLINOIS-CHICAGO     | 8-5   | W |
| OHIO WESLEYAN        | 8-2   | W |
| YOUNGSTOWN STATE     | 14-3  | W |
| AT WESTERN MICHIGAN* | 4-5   | L |
| AT WESTERN MICHIGAN* | 17-7  | W |
| KENTUCKY             | 6-12  | L |
| NORTHERN ILLINOIS*   | 17-5  | W |
| NORTHERN ILLINOIS*   | 9-6   | W |
| BALL STATE*          | 11-7  | W |
| BALL STATE*          | 19-15 | W |

|                      |       |   |
|----------------------|-------|---|
| AT EASTERN MICHIGAN* | 2-3   | L |
| AT EASTERN MICHIGAN* | 9-12  | L |
| AT AKRON*            | 3-6   | L |
| AT AKRON*            | 15-7  | W |
| AT AKRON*            | 1-2   | L |
| AT AKRON*            | 5-1   | W |
| AT CINCINNATI        | 15-16 | L |
| AT BOWLING GREEN*    | 0-4   | L |
| AT BOWLING GREEN*    | 3-5   | L |
| AT BOWLING GREEN*    | 7-13  | L |
| AT BOWLING GREEN*    | 3-7   | L |
| TOLEDO*              | 2-8   | L |
| TOLEDO*              | 0-2   | L |
| AT MARSHALL*         | 11-6  | W |
| AT MARSHALL*         | 10-5  | W |
| MARSHALL*            | 5-4   | W |
| MARSHALL*            | 5-1   | W |
| WRIGHT STATE         | 9-10  | L |
| MIAMI*               | 4-3   | W |
| MIAMI*               | 16-10 | W |
| MIAMI*               | 3-1   | W |
| MIAMI*               | 11-10 | W |
| AT DUQUESNE          | 5-11  | L |
| KENT STATE*          | 5-4   | W |
| KENT STATE*          | 8-4   | W |
| KENT STATE*          | 5-7   | L |
| KENT STATE*          | 4-7   | L |

## 2000 (31-25-1, 18-12 MAC)

|                       |         |   |
|-----------------------|---------|---|
| AT WESTERN KENTUCKY   | 1-10    | L |
| ILLINOIS STATE (N10)  | 9-8     | W |
| AT WESTERN KENTUCKY   | 3-7     | L |
| RIO GRANDE            | 16-16   | T |
| WEST VIRGINIA STATE   | 15-11   | W |
| AT VIRGINIA TECH      | 1-12    | L |
| AT VIRGINIA TECH      | 19-15   | W |
| WEST VIRGINIA         | 7-9     | L |
| AT CLEMSON            | 1-6     | L |
| AT CLEMSON            | 4-9     | L |
| AT CLEMSON            | 2-16    | L |
| YALE                  | 4-2     | W |
| YALE                  | 3-1     | W |
| DAYTON                | 3-5     | L |
| DAYTON                | 6-2     | W |
| TOLEDO                | 13-14   | L |
| TOLEDO                | 11-4    | W |
| TOLEDO                | 6-2     | W |
| TOLEDO                | 8-17    | L |
| OHIO WESLEYAN         | 8-12    | L |
| *CENTRAL MICHIGAN     | 7-4     | W |
| *CENTRAL MICHIGAN     | 3-5     | L |
| *WESTERN MICHIGAN     | 5-1     | W |
| *WESTERN MICHIGAN     | 4-3     | W |
| XAVIER                | 6-3     | W |
| *AT NORTHERN ILLINOIS | 7-9     | L |
| *AT NORTHERN ILLINOIS | 18-12   | W |
| *AT BALL STATE        | 1-0 (9) | W |
| *AT BALL STATE        | 5-4     | W |
| DUQUESNE              | 11-4    | W |
| *AT KENT STATE        | 6-3     | W |
| *AT KENT STATE        | 2-3     | L |
| *AT KENT STATE        | 2-5     | L |
| *AT KENT STATE        | 3-5     | L |
| *AT MARSHALL          | 9-2     | W |
| *AT MARSHALL          | 7-5 (8) | W |
| *MARSHALL             | 5-0     | W |
| *MARSHALL             | 5-4 (8) | W |
| CINCINNATI            | 19-18   | W |
| *AKRON                | 9-5     | W |
| *AKRON                | 5-7     | L |
| *AKRON (DH)           | 5-7     | L |
| *AKRON                | 15-7    | W |
| AT WRIGHT STATE       | 4-10    | L |
| *BOWLING GREEN        | 5-4     | W |
| *BOWLING GREEN        | 11-1    | W |
| *BOWLING GREEN        | 11-10   | W |
| *BOWLING GREEN        | 8-1     | W |
| AT KENTUCKY           | 5-8     | L |
| *AT MIAMI             | 6-3     | W |
| *AT MIAMI             | 1-4     | L |
| *AT MIAMI             | 2-7     | L |
| *AT MIAMI             | 7-10    | L |

## MAC TOURNAMENT

|            |     |   |
|------------|-----|---|
| BALL STATE | 5-2 | W |
| MIAMI      | 4-6 | L |

|            |      |   |
|------------|------|---|
| KENT STATE | 3-1  | W |
| MIAMI      | 5-10 | L |

## 2001 (29-25, 16-11 MAC)

|                       |            |   |
|-----------------------|------------|---|
| VS. HIGH POINT (N11)  | 2-1        | W |
| AT UNC-GREENSBORO     | 1-4        | L |
| AT FURMAN             | 15-1       | W |
| AT FURMAN             | 7-8 (11)   | L |
| AT FURMAN             | 18-0       | W |
| AT CLEMSON            | 2-5        | L |
| AT CLEMSON            | 4-17       | L |
| MICHIGAN STATE        | 7-3        | W |
| MICHIGAN STATE        | 21-2       | W |
| MICHIGAN STATE        | 9-14       | L |
| MICHIGAN STATE        | 4-10       | L |
| PITTSBURGH            | 1-2        | L |
| PITTSBURGH            | 10-7       | W |
| *CENTRAL MICHIGAN     | 2-8        | L |
| *CENTRAL MICHIGAN     | 6-8        | L |
| *CENTRAL MICHIGAN     | 18-9       | W |
| *CENTRAL MICHIGAN     | 10-11      | L |
| YOUNGSTOWN STATE      | 5-9        | L |
| YOUNGSTOWN STATE      | 11-6       | W |
| *BOWLING GREEN        | 4-6        | L |
| *BOWLING GREEN        | 6-7        | L |
| *BOWLING GREEN        | 9-1        | W |
| *BOWLING GREEN        | 14-19      | L |
| OHIO WESLEYAN         | 19-6       | W |
| AT XAVIER             | 10-5       | W |
| SHAWNEE STATE         | 15-11      | W |
| RIO GRANDE            | 10-2       | W |
| SHAWNEE STATE         | 11-10      | W |
| WEST VIRGINIA STATE   | 14-5       | W |
| *AT AKRON             | 16-7       | W |
| *AT AKRON             | 2-1        | W |
| *AT AKRON             | 7-11       | L |
| AT CINCINNATI         | 4-22       | L |
| *AT BUFFALO           | 23-3       | W |
| *AT BUFFALO           | 3-7        | L |
| *AT BUFFALO           | 26-3       | W |
| *AT BUFFALO           | 1-7        | L |
| AT WEST VIRGINIA      | 3-4        | L |
| *MIAMI                | 7-4        | W |
| *MIAMI                | 5-3        | W |
| *MIAMI                | 5-13       | L |
| *MIAMI                | 17-14      | W |
| WRIGHT STATE          | 6-10       | L |
| *MARSHALL             | 4-1        | W |
| *AT MARSHALL          | 14-10      | W |
| *AT MARSHALL          | 20-18 (10) | W |
| *MARSHALL             | 22-7       | W |
| AT DUQUESNE           | 16-17      | L |
| *AT NORTHERN ILLINOIS | 15-7       | W |
| *AT NORTHERN ILLINOIS | 5-6        | L |
| *AT NORTHERN ILLINOIS | 20-15      | W |
| *AT NORTHERN ILLINOIS | 7-2        | W |

## MAC TOURNAMENT

|            |       |   |
|------------|-------|---|
| KENT STATE | 10-26 | L |
| MIAMI      | 4-10  | L |

## 2002 (26-25, 14-13 MAC)

|                      |       |   |
|----------------------|-------|---|
| AT UNC GREENSBORO    | 0-9   | L |
| AT UNC GREENSBORO    | 2-16  | L |
| WEST VIRGINIA STATE  | 12-8  | W |
| COLUMBIA             | 14-16 | L |
| COLUMBIA             | 13-2  | W |
| COLUMBIA             | 13-7  | W |
| COLUMBIA             | 12-8  | W |
| CLEVELAND STATE      | 13-4  | W |
| CLEVELAND STATE      | 4-3   | W |
| CLEVELAND STATE      | 2-12  | L |
| EASTERN MICHIGAN     | 2-4   | L |
| EASTERN MICHIGAN     | 4-13  | L |
| EASTERN MICHIGAN     | 5-4   | W |
| EASTERN MICHIGAN     | 4-5   | L |
| YOUNGSTOWN STATE     | 15-1  | W |
| *AT CENTRAL MICHIGAN | 6-9   | L |
| *AT CENTRAL MICHIGAN | 1-7   | L |
| *AT CENTRAL MICHIGAN | 5-11  | L |
| *AT CENTRAL MICHIGAN | 9-10  | L |
| XAVIER               | 8-10  | L |
| *AT BOWLING GREEN    | 5-6   | L |
| *AT BOWLING GREEN    | 5-14  | L |
| *AT BOWLING GREEN    | 6-3   | W |
| *AT BOWLING GREEN    | 4-16  | L |



# YEARLY RESULTS



|                    |       |   |
|--------------------|-------|---|
| DUQUESNE           | 5-8   | L |
| OHIO WESLEYAN      | 13-9  | W |
| IPFW               | 7-2   | W |
| IPFW               | 8-4   | W |
| CINCINNATI         | 7-11  | L |
| *AKRON             | 6-13  | L |
| *AKRON             | 10-6  | W |
| *AKRON             | 7-12  | L |
| WEST VIRGINIA      | 8-16  | L |
| *BUFFALO           | 24-9  | W |
| *BUFFALO           | 8-2   | W |
| *BUFFALO           | 11-5  | W |
| *BUFFALO           | 12-27 | L |
| AT WEST VIRGINIA   | 9-5   | W |
| *AT MIAMI          | 6-8   | L |
| *AT MIAMI          | 4-3   | W |
| *AT MIAMI          | 8-6   | W |
| *AT MIAMI          | 2-12  | L |
| *AT MARSHALL       | 12-5  | W |
| *MARSHALL          | 11-1  | W |
| *MARSHALL          | 8-4   | W |
| *AT MARSHALL       | 18-6  | W |
| OTTERBEIN          | 5-8   | L |
| *NORTHERN ILLINOIS | 6-7   | L |
| *NORTHERN ILLINOIS | 5-4   | W |
| *NORTHERN ILLINOIS | 11-1  | W |
| *NORTHERN ILLINOIS | 12-10 | W |

## 2003 (35-23, 15-11 MAC)

|                     |       |   |
|---------------------|-------|---|
| AT UNC GREENSBORO   | 2-12  | L |
| AT UNC GREENSBORO   | 4-10  | L |
| AT UNC GREENSBORO   | 2-4   | L |
| AT FURMAN           | 6-10  | L |
| AT FURMAN           | 6-5   | W |
| AT FURMAN           | 2-1   | W |
| YOUNGSTOWN STATE    | 11-13 | L |
| YOUNGSTOWN STATE    | 8-5   | W |
| YOUNGSTOWN STATE    | 16-7  | W |
| OTTERBEIN           | 9-0   | W |
| CANISIUS            | 13-0  | W |
| CANISIUS            | 11-0  | W |
| CANISIUS            | 9-1   | W |
| MICHIGAN STATE      | 4-2   | W |
| MICHIGAN STATE      | 2-6   | L |
| MICHIGAN STATE      | 9-1   | W |
| MICHIGAN STATE      | 4-2   | W |
| AT VIRGINIA TECH    | 4-3   | W |
| *MIAMI              | 4-9   | L |
| *MIAMI              | 12-10 | W |
| *MIAMI              | 3-4   | L |
| *MIAMI              | 6-22  | L |
| AT XAVIER           | 2-3   | L |
| *MARSHALL           | 11-1  | W |
| *AT MARSHALL        | 16-2  | W |
| *AT MARSHALL        | 3-4   | L |
| *MARSHALL           | 5-3   | W |
| WEST VIRGINIA STATE | 10-3  | W |
| OHIO WESLEYAN       | 10-1  | W |
| OHIO WESLEYAN       | 10-4  | W |
| OHIO WESLEYAN       | 7-1   | W |
| AT PITTSBURGH       | 4-6   | L |
| *AT AKRON           | 1-7   | L |
| *AT AKRON           | 4-5   | L |
| *AT AKRON           | 7-6   | W |
| *AT AKRON           | 3-1   | W |
| CINCINNATI          | 5-8   | L |
| *KENT STATE         | 5-6   | L |
| *KENT STATE         | 3-4   | L |
| *KENT STATE         | 18-2  | W |
| *KENT STATE         | 5-12  | L |
| WEST VIRGINIA       | 15-12 | W |
| *AT BUFFALO         | 6-1   | W |
| *AT BUFFALO         | 3-4   | L |
| *AT BUFFALO         | 9-7   | W |
| *AT BUFFALO         | 6-1   | W |
| DAYTON              | 4-1   | W |
| *AT TOLEDO          | 7-5   | W |
| *AT TOLEDO          | 8-5   | W |
| *AT TOLEDO          | 20-14 | W |
| WRIGHT STATE        | 5-8   | L |
| *EASTERN MICHIGAN   | 7-9   | L |
| *EASTERN MICHIGAN   | 5-4   | W |
| *EASTERN MICHIGAN   | 7-5   | W |
| MAC TOURNAMENT      |       |   |
| BALL STATE          | 14-4  | W |

|                   |     |   |
|-------------------|-----|---|
| MIAMI             | 3-4 | L |
| NORTHERN ILLINOIS | 9-8 | W |
| MIAMI             | 0-6 | L |

## 2004 (25-29, 12-12 MAC)

|                      |       |   |
|----------------------|-------|---|
| AT WESTERN KENTUCKY  | 11-9  | W |
| AT WESTERN KENTUCKY  | 2-5   | L |
| AT WESTERN KENTUCKY  | 4-16  | L |
| WEST VIRGINIA STATE  | 14-0  | W |
| AT UNC GREENSBORO    | 3-7   | L |
| AT UNC GREENSBORO    | 6-12  | L |
| AT UNC GREENSBORO    | 7-8   | L |
| JAMES MADISON        | 2-5   | L |
| JAMES MADISON        | 10-7  | W |
| LEMOYNE              | 3-13  | L |
| LEMOYNE              | 5-6   | L |
| LEMOYNE              | 3-11  | L |
| OAKLAND              | 0-2   | L |
| OAKLAND              | 4-6   | L |
| OAKLAND              | 1-8   | L |
| PITTSBURGH           | 11-15 | L |
| CLEVELAND STATE      | 9-4   | W |
| *AT MIAMI            | 2-7   | L |
| *AT MIAMI            | 1-2   | L |
| *AT MIAMI            | 9-3   | W |
| *KENT STATE          | 7-1   | W |
| *KENT STATE          | 6-9   | L |
| *KENT STATE          | 6-11  | L |
| XAVIER               | 7-1   | W |
| AT WRIGHT STATE      | 7-1   | W |
| *AT EASTERN MICHIGAN | 9-3   | W |
| *AT EASTERN MICHIGAN | 10-5  | W |
| *AT EASTERN MICHIGAN | 1-7   | L |
| OHIO WESLEYAN        | 10-7  | W |
| *AT MARSHALL         | 3-4   | L |
| *AT MARSHALL         | 9-13  | L |
| *AT MARSHALL         | 7-2   | W |
| CINCINNATI           | 4-13  | L |
| *BUFFALO             | 8-1   | W |
| *BUFFALO             | 3-4   | L |
| *BUFFALO             | 0-4   | L |
| AT YOUNGSTOWN STATE  | 11-3  | W |
| RIO GRANDE           | 11-10 | W |
| *WESTERN MICHIGAN    | 8-7   | W |
| *WESTERN MICHIGAN    | 8-6   | W |
| *WESTERN MICHIGAN    | 6-5   | W |
| VIRGINIA TECH        | 1-6   | L |
| OTTERBEIN            | 15-14 | W |
| *AT BALL STATE       | 3-4   | L |
| *AT BALL STATE       | 12-13 | L |
| *AT BALL STATE       | 9-7   | W |
| AT DAYTON            | 6-11  | L |
| AT YOUNGSTOWN STATE  | 6-7   | L |
| IPFW                 | 9-2   | W |
| IPFW                 | 1-0   | W |
| IPFW                 | 6-0   | W |
| *AT AKRON            | 6-5   | W |
| *AT AKRON            | 7-3   | W |
| *AT AKRON            | 7-9   | L |

## 2005 (25-25-1, 9-10-1 MAC)

|                   |       |   |
|-------------------|-------|---|
| AT CAMPBELL       | 17-18 | L |
| AT CAMPBELL       | 4-6   | L |
| AT CAMPBELL       | 1-3   | L |
| AT FURMAN         | 9-6   | W |
| AT FURMAN         | 8-1   | W |
| AT FURMAN         | 2-8   | L |
| AT UNC GREENSBORO | 1-11  | L |
| AT UNC GREENSBORO | 7-3   | W |
| AT UNC GREENSBORO | 6-8   | L |
| MICHIGAN          | 0-5   | L |
| MICHIGAN          | 4-10  | L |
| MICHIGAN          | 2-8   | L |
| AT JAMES MADISON  | 7-8   | L |
| MIAMI             | 4-7   | L |
| MIAMI             | 5-6   | L |
| MIAMI             | 6-5   | W |
| CLEVELAND STATE   | 8-4   | W |
| AT CINCINNATI     | 8-3   | W |
| AT KENT STATE     | 6-2   | W |
| AT XAVIER         | 15-0  | W |
| OHIO WESLEYAN     | 21-5  | W |

|                     |       |   |
|---------------------|-------|---|
| EASTERN MICHIGAN    | 4-1   | W |
| EASTERN MICHIGAN    | 2-1   | W |
| EASTERN MICHIGAN    | 3-6   | L |
| OTTERBEIN           | 5-1   | W |
| WEST VIRGINIA STATE | 3-0   | W |
| MARSHALL            | 12-3  | W |
| MARSHALL            | 6-9   | L |
| MARSHALL            | 7-4   | W |
| DAYTON              | 6-5   | W |
| AT DUQUESNE         | 20-3  | W |
| AT BUFFALO          | 8-8   | T |
| AT WEST VIRGINIA    | 11-10 | W |
| AT WESTERN MICHIGAN | 2-3   | L |
| AT WESTERN MICHIGAN | 6-1   | W |
| AT WESTERN MICHIGAN | 7-8   | L |
| AT CLEVELAND STATE  | 7-2   | W |
| AT YOUNGSTOWN STATE | 2-6   | L |
| BALL STATE          | 6-4   | W |
| BALL STATE          | 3-11  | L |
| BALL STATE          | 2-5   | L |
| RIO GRANDE          | 13-5  | W |
| AT PITTSBURGH       | 5-4   | W |
| IPFW                | 8-0   | W |
| IPFW                | 5-12  | L |
| IPFW                | 8-10  | L |
| VANDERBILT          | 4-13  | L |
| VANDERBILT          | 0-3   | L |
| AT AKRON            | 3-8   | L |
| AT AKRON            | 5-0   | W |
| AT AKRON            | 2-3   | L |

## 2006 (22-25, 14-13 MAC)

|                     |       |   |
|---------------------|-------|---|
| AT WESTERN KENTUCKY | 1-9   | L |
| AT WESTERN KENTUCKY | 7-11  | L |
| AT WESTERN KENTUCKY | 14-10 | W |
| WEST VIRGINIA STATE | 12-13 | L |
| OTTERBEIN           | 3-1   | W |
| RIO GRANDE          | 13-2  | W |
| CLEVELAND STATE     | 4-6   | L |
| LE MOYNE            | 3-11  | L |
| MICHIGAN STATE      | 9-5   | W |
| MICHIGAN STATE      | 1-4   | L |
| MICHIGAN STATE      | 6-7   | L |
| MICHIGAN STATE      | 7-5   | W |
| NORTHERN ILLINOIS   | 8-6   | W |
| NORTHERN ILLINOIS   | 10-14 | L |
| NORTHERN ILLINOIS   | 7-10  | L |
| YOUNGSTOWN STATE    | 13-11 | W |
| AT TOLEDO           | 10-5  | W |
| AT TOLEDO           | 2-9   | L |
| AT TOLEDO           | 2-7   | L |
| MARSHALL            | 6-8   | L |
| CINCINNATI          | 8-11  | L |
| AT BALL STATE       | 3-4   | L |
| AT BALL STATE       | 4-3   | W |
| AT BALL STATE       | 9-6   | W |
| WEST VIRGINIA       | 7-6   | W |
| EASTERN MICHIGAN    | 5-4   | W |
| EASTERN MICHIGAN    | 4-6   | L |
| EASTERN MICHIGAN    | 7-9   | L |
| PITTSBURGH          | 1-15  | L |
| XAVIER              | 3-4   | L |
| AT BUFFALO          | 3-4   | L |
| AT BUFFALO          | 11-6  | W |
| AT BUFFALO          | 17-4  | W |
| KENT STATE          | 5-3   | W |
| KENT STATE          | 2-4   | L |
| KENT STATE          | 11-15 | L |
| WILMINGTON          | 12-1  | W |
| AKRON               | 4-14  | L |
| AKRON               | 5-2   | W |
| AKRON               | 10-4  | W |
| AT DAYTON           | 6-7   | L |
| AT MIAMI            | 7-4   | W |
| AT MIAMI            | 5-11  | L |
| AT MIAMI            | 2-6   | L |
| BOWLING GREEN       | 7-6   | W |
| BOWLING GREEN       | 12-0  | W |
| BOWLING GREEN       | 12-11 | W |



# POSTSEASON HISTORY

## NCAA TOURNAMENT

**COLLEGE WORLD SERIES**  
1970 Ohio 4, USC 1

Texas 7, Ohio 2

Ohio 9, Iowa State 6

Florida State 2, Ohio 0

## NCAA REGIONALS

1997 Tennessee 5, Ohio 2

UCLA 15, Ohio 1

1991 N.C. State 11, Ohio 5

Furman 7, Ohio 2

## NCAA DISTRICT IV

1971 S. Illinois 5, Ohio 4

Ohio 7, Michigan St. 1

S. Illinois 7, Ohio 1

1970 Ohio 6, Notre Dame 4

Ohio 7, S. Illinois 0

Ohio 8, S. Illinois 5

1969 Minnesota 11, Ohio 8

Ball State 4, Ohio 3

1968 S. Illinois 6, Ohio 3

Ohio 1, Valparaiso 0

Ohio 5, Minnesota 4

S. Illinois 3, Ohio 2

1965 Ohio 7, Detroit 6

Ohio State 4, Ohio 2

Detroit 8, Ohio 7

1960 Detroit 16, Ohio 2

Ohio 5, Notre Dame 4

Detroit 14, Ohio 4

1956 Ohio 8, Cincinnati 6

Minnesota 5, Ohio 0

Minnesota 7, Ohio 6

1954 Ohio 18, Ashland 4

Ohio 10, Ashland 6

Michigan St. 14, Ohio 10

Ohio 7, Michigan St. 0

Michigan St. 5, Ohio 3

1953 Michigan 6, Ohio 5

Michigan 7, Ohio 0

## NCAA DISTRICT IV (CONT.)

1952 Illinois 5, Ohio 4

Ohio 13, Illinois 7

Illinois 3, Ohio 2

1950 Ohio 4, W. Michigan 2

Wisconsin 4, Ohio 1

1948 Illinois 6, Ohio 2

## MAC TOURNAMENT

2003 Ohio 14, Ball State 4

Miami 4, Ohio 3

Ohio 9, N. Illinois 8

Miami 6, Ohio 0

2001 Kent 26, Ohio 10

Miami 10, Ohio 4

2000 Ohio 5, Ball State 2

Miami 6, Ohio 4

Ohio 3, Kent 1

Miami 10, Ohio 5

1997 Ohio 23, Miami 4

Ohio 9, Ball State 6

Ohio 7, Kent 6

1996 Ohio 3, Akron 2

Akron 6, Ohio 4

Ohio 6, Toledo 4

Akron 15, Ohio 6

1994 Ohio 7, Bowling Green 6

C. Michigan 5, Ohio 0

Kent 9, Ohio 7

1992 C. Michigan 12, Ohio 2

Ohio 7, Ball State 1

Kent 10, Ohio 6


1983 Ohio 10, E. Michigan 9

Miami 10, Ohio 3


E. Michigan 10, Ohio 3

1982 E. Michigan 8, Ohio 6

Toledo 5, Ohio 1



Tony Schiml



Ryan Kyes



# AWARD WINNERS



## FIRST TEAM ALL-MAC

|                    |                |
|--------------------|----------------|
| Anthony Gressick   | 2004, '05, '06 |
| Marc Cornell       | 2003           |
| Ben Crabtree       | 2003, '05      |
| Adam Fox           | 2002, '03      |
| Mike Arbingler     | 2002           |
| Ryan Kyes          | 2001           |
| Denny McGee        | 2001           |
| Andrew See         | 2001           |
| Tony Schiml*       | 2000           |
| Chuck Lombardy     | 1999           |
| Bart Leahy         | 1998           |
| Brady Gick         | 1997           |
| Jason Graham       | 1997           |
| Tom Miller         | 1997           |
| Brian Schubmehl    | 1997           |
| Robert Sismondo    | 1997           |
| Jake Eye           | 1996, '97      |
| Aaron Houdeshell   | 1996           |
| Josh Sorge         | 1996           |
| Eric Camfield      | 1995           |
| Matt Engleka       | 1994, '95      |
| Greg Stover        | 1994           |
| Cory Corrigan      | 1992           |
| Joe Morvay         | 1991           |
| Brian Young        | 1990           |
| Matt Hudik         | 1990           |
| Brian Mann         | 1989           |
| Joe Ausec          | 1983           |
| Doug Stackhouse    | 1982, '83      |
| Denny Wilson       | 1980           |
| Mike Echstenkamper | 1979           |
| Kevin Priessman    | 1977, '78, '79 |
| Larry Nicholson    | 1979           |
| John Burden        | 1977           |
| Emil Drzayich      | 1976           |
| Les Ream           | 1976           |
| Bob Brenly         | 1975, '76      |
| Steve Bihl         | 1975           |
| Jax Robertson      | 1974           |
| Dave Tobik         | 1974           |
| Steve Swisher      | 1971, '72, '73 |
| Bob Makoski        | 1973           |
| Dave Sparks        | 1972           |
| Bob Bruno          | 1972           |
| Mike Hannah        | 1970, '71      |
| Mike Schmidt       | 1969, '70, '71 |
| Ed Robbins         | 1970           |

|                   |                |
|-------------------|----------------|
| Terry Raszka      | 1970           |
| Mike Murphy       | 1968, '69      |
| Craig Shade       | 1969           |
| Rich McKinney     | 1967, '68      |
| John Morlan       | 1968           |
| Jerry McConnell   | 1967           |
| Jim Levero        | 1967           |
| Tom Murphy        | 1965, '66      |
| Bob Willet        | 1965, '66      |
| Bill Murphy       | 1966           |
| Dennis Scouler    | 1964, '65      |
| Berke Reichenbach | 1965           |
| Terry Harmon      | 1964, '65      |
| Terry Trimmer     | 1964           |
| Len Stahl         | 1964           |
| Jim French        | 1963           |
| Jim McKee         | 1963           |
| Bob Wandersleben  | 1962           |
| Larry Thomas      | 1960, '61, '62 |
| Joe Nossek        | 1960, '61      |
| Bob Mayer         | 1960           |
| Lamar Jacobs      | 1958, '59      |
| Bruce Johnson     | 1959           |
| Myron Hucheson    | 1958           |
| Bill Tewkesbury   | 1956, '58      |
| Frank Caruso      | 1957           |
| Barry Gottlieb    | 1957           |
| Scott Griesheimer | 1956           |
| Ralph Nuzum       | 1956           |
| Bill Fredrick     | 1955           |
| Jay Hornsby       | 1955           |
| John Bier         | 1954, '55      |
| Dick England      | 1954           |
| Dick Murphy       | 1953, '54      |
| John Turk         | 1952, '53      |


\* MAC PITCHER OF THE YEAR

## MAC ALL-TOURNAMENT TEAM

|                  |           |
|------------------|-----------|
| Phil Sabatini    | 2003      |
| Anthony Gressick | 2003      |
| Tony Schiml      | 2000      |
| Jason Graham     | 1997      |
| Bart Leahy (MVP) | 1997      |
| Brady Gick       | 1996, '97 |
| Mike Goldstein   | 1996      |
| Damon Wilcox     | 1996, '97 |
| Mike Snopkowski  | 1994      |
| Andy Mayer       | 1992      |

## ACADEMIC ALL-MAC


|                    |                |
|--------------------|----------------|
| Chris Bova         | 2004           |
| Shaun Peet         | 2003           |
| Ryan Kyes          | 2001           |
| Joe Beyer          | 1999           |
| Mike Goldstein     | 1999           |
| Bart Leahy         | 1998           |
| Josh Stivison      | 1998           |
| Jason Graham       | 1997           |
| Ryan Callahan      | 1996           |
| Matt Engleka       | 1994, '95      |
| Cory Corrigan      | 1992, '93      |
| Rick Czajkowski    | 1990, '91, '92 |
| Dirk Harper        | 1991, '92      |
| Mark Bradley       | 1991           |
| Andy Reynolds      | 1987, '88      |
| Brian Cook         | 1987, '88      |
| Brian Ritter       | 1987           |
| Mark Echstenkamper | 1986, '87      |
| Mark Adams         | 1985           |
| John Schanzenbach  | 1984           |
| Mike Sohmer        | 1983, '84      |
| Mike Olejarz       | 1981           |
| Rich Higdon        | 1978, '80      |
| Larry Nicholson    | 1979           |
| Mark Mace          | 1977, '78      |
| Les Ream           | 1976           |
| Bill Adams         | 1975           |
| Emil Drzayich      | 1975           |
| Greg Godec         | 1975           |
| Jim Robertson      | 1973           |
| Terry Wenger       | 1972, '73      |




Andrew See



# TEAM AWARD WINNERS



Willie Walker



Matt Stiffler

## BOB WREN OFFENSIVE EFFICIENCY AWARD\*

|      |                  |       |
|------|------------------|-------|
| 2006 | Willie Walker    | 1.353 |
| 2005 | Ben Crabtree     | 1.188 |
| 2004 | Anthony Gressick | 1.350 |
| 2003 | Adam Fox         | 1.313 |
| 2002 | Mike Arbinger    | 1.555 |
| 2001 | Andrew See       | 1.492 |
| 2000 | Ryan Kyes        | 1.314 |
| 1999 | Jeff Rook        | 1.452 |
| 1998 | Bart Leahy       | 1.507 |
| 1997 | Jason Graham     | 1.355 |
| 1996 | Josh Sorge       | 1.379 |
| 1995 | Brady Gick       | 1.220 |
| 1994 | Mike Herman      | 1.470 |
| 1993 | Frank Salas      | 1.104 |
| 1992 | Marc Sims        | 1.529 |
| 1991 | Mark Bradley     | 1.434 |
| 1990 | Matt Hudik       | 1.269 |
| 1989 | Mike Florak      | 1.034 |

## OUTSTANDING DEFENSIVE PLAYER

|      |                      |  |
|------|----------------------|--|
| 2006 | Willie Walker        |  |
| 2005 | Brian Colopy         |  |
| 2004 | Dan Lunsford         |  |
| 2003 | Tony Gandee/Adam Fox |  |
| 2002 | Tony Gandee          |  |
| 2001 | Andrew See           |  |
| 2000 | Jeff Rook            |  |
| 1999 | Jeff Rook            |  |
| 1998 | Scott Malinowski     |  |
| 1997 | Brady Gick           |  |
|      | Jason Graham         |  |
|      | Scott Malinowski     |  |
|      | Damon Wilcox         |  |
| 1996 | Brady Gick           |  |
| 1995 | Brian McKittrick     |  |
| 1994 | Eric Camfield        |  |
|      | Matt Engleka         |  |
| 1993 | Chad Young           |  |
| 1992 | Andy Mayer           |  |
| 1991 | Andy Mayer           |  |
| 1990 | Scott Buehler        |  |
| 1989 | Ralph Dillman        |  |

## BILL TOADVINE PITCHING EFFICIENCY AWARD

|      |                  |  |
|------|------------------|--|
| 2006 | Yale Silverman   |  |
| 2005 | Derek Witt       |  |
| 2004 | Dan O'Rourke     |  |
| 2003 | Shaun Peet       |  |
| 2002 | Chris Bova       |  |
| 2001 | Denny McGee      |  |
| 2000 | Tony Schiml      |  |
| 1999 | Tony Schiml      |  |
| 1998 | Robert Sismondo  |  |
| 1997 | Tom Miller       |  |
|      | Brian Schubmehl  |  |
|      | Robert Sismondo  |  |
| 1996 | Aaron Houdeshell |  |
| 1995 | Aaron Houdeshell |  |
| 1994 | Scott Decaminada |  |
| 1993 | Cory Corrigan    |  |
| 1992 | Cory Corrigan    |  |
| 1991 | Joe Morvay       |  |
| 1990 | Brian Young      |  |
| 1989 | Brian Mann       |  |

## BOB ADAMS AWARD (OUTSTANDING SOPHOMORE)

|      |                  |  |
|------|------------------|--|
| 2006 | Matt Stiffler    |  |
| 2005 | Bryant Witt      |  |
| 2004 | Anthony Gressick |  |
| 2003 | Ben Crabtree     |  |
| 2002 | Adam Fox         |  |
| 2001 | Tony Gandee      |  |
| 2000 | Mike Arbinger    |  |
|      | Cory Keylor      |  |
| 1999 | Ryan Kyes        |  |
| 1998 | Jeff Rook        |  |
| 1997 | Robert Sismondo  |  |
| 1996 | Scott Malinowski |  |
| 1995 | Aaron Houdeshell |  |
| 1994 | Justin Harmon    |  |
| 1993 | Matt Engleka     |  |
| 1992 | Greg Stover      |  |
| 1991 | Joe Morvay       |  |
| 1990 | Rick Czajkowski  |  |
| 1989 | Mark Bradley     |  |

## FRANK BAUMHOLTZ AWARD (HIGHEST BATTING AVERAGE)

|      |                  |      |
|------|------------------|------|
| 2006 | Willie Walker    | .377 |
| 2005 | Ben Crabtree     | .344 |
| 2004 | Brian Colopy     | .385 |
| 2003 | Ben Crabtree     | .387 |
| 2002 | Mike Arbinger    | .417 |
| 2001 | Ryan Kyes        | .386 |
| 2000 | Ryan Kyes        | .390 |
| 1999 | Chuck Lombardy   | .375 |
| 1998 | Scott Malinowski | .385 |
| 1997 | Jason Graham     | .390 |
| 1996 | Jake Eye         | .384 |
| 1995 | Eric Camfield    | .360 |
| 1994 | Brock Toadvine   | .389 |
| 1993 | Marc Sims        | .355 |
| 1992 | Marc Sims        | .351 |
| 1991 | Dirk Harper      | .371 |

## CAPTAIN'S AWARD

|      |                             |  |
|------|-----------------------------|--|
| 2006 | Anthony Gressick/Derek Witt |  |
| 2005 | Dan O'Rourke/Phil Sabatini  |  |
| 2004 | Chris Bova/Marc Cornell     |  |
| 2003 | Tony Gandee/Walt Novosel    |  |
| 2002 | Scott Brownlee              |  |
| 2001 | Ryan Kyes/Andrew See        |  |
| 2000 | Jeff Rook                   |  |
| 1999 | Ryan Hulse                  |  |
| 1998 | Bart Leahy/Scott Malinowski |  |
| 1997 | Brady Gick/Damon Wilcox     |  |
| 1996 | Josh Sorge                  |  |
| 1995 | Matt Engleka                |  |
| 1994 | Mike Snopkowski             |  |
| 1993 | Cory Corrigan               |  |
| 1992 | Aaron Mayer                 |  |
| 1991 | Mark Bradley                |  |
| 1990 | Scott Buehler               |  |
| 1989 | Ralph Dillman               |  |

\* The Bob Wren Efficiency Award winner is determined by a formulaic equation. A hitter is awarded two points for each run scored and RBI and one point for each stolen base, sacrifice, hit, walk, and hit by pitch. The total number of points is then divided by the total number of plate appearances.



# OHIO HONORS



## ALL-AMERICANS

### FIRST TEAM

- Mike Schmidt .....1970
- Mike Murphy .....1968
- Rich McKinney (*Sporting News*) .1968
- Bob Willet .....1966
- Larry Thomas .....1962
- Joe Nossek .....1961
- Dick Murphy ..... 1953, '54
- John Hrasch .....1950

### SECOND TEAM

- Mike Arbinger .....2002
- Ryan Kyes .....2001
- Mike Echstenkamper .....1979
- Bob Brenly .....1976
- Mike Schmidt .....1971
- Mike Hannah .....1970
- Ed Robbins .....1970
- Terry Harmon .....1964
- Lamar Jacobs .....1958

### THIRD TEAM

- Ben Crabtree .....2005
- Anthony Gressick ..... 2004, '06
- Adam Fox .....2003
- Tom Miller .....1997
- Josh Sorge .....1996
- Les Ream .....1976
- Jim Schreffler .....1949

## ACADEMIC ALL-AMERICANS

### SECOND TEAM

- Mark Bradley .....1991

### THIRD TEAM

- Ryan Kyes .....2001
- Jason Graham .....1997
- Tom Miller .....1997
- Rick Czajkowski .....1991

## ACADEMIC ALL-DISTRICT IV

### SECOND TEAM

- Ben Crabtree .....2004

## FRESHMAN ALL-AMERICANS

- Ben Crabtree .....2002
- Adam Fox .....2001

## ALL-DISTRICT IV/ALL-MIDEAST REGION

- Anthony Gressick ..... 2004, '05
- Ben Crabtree .....2005
- Adam Fox ..... 2002, '03
- Mike Arbinger .....2002
- Ryan Kyes .....2001

























## ALL-DISTRICT IV/ALL-MIDEAST REGION (CONT.)

- Denny McGee .....2001
- Andrew See .....2001
- Tony Schiml .....2000
- Cory Keylor .....2000
- Chuck Lombardy .....1999
- Bart Leahy .....1998
- Brady Gick .....1997
- Jason Graham .....1997
- Tom Miller .....1997
- Brian Schubmehl .....1997
- Robert Sismondo .....1997
- Jake Eye .....1996
- Aaron Houdeshell .....1996
- Josh Sorge .....1996
- Eric Camfield .....1995
- Matt Engleka .....1995
- Cory Corrigan .....1992
- Chad Reed .....1992
- Joe Ausec .....1983
- Kevin Priessman ..... 1977, '78, '79
- Les Ream .....1976
- Bob Brenly .....1976
- Steve Bihl .....1975
- Dave Tobik .....1974
- Steve Swisher .....1973
- Bob Makoski .....1973
- Mike Hannah ..... 1970, '71
- Ed Robbins .....1970
- Mike Schmidt ..... 1970, '71
- Mike Murphy .....1968
- Rich McKinney .....1967
- Bob Willet .....1966
- Terry Harmon .....1964
- Terry Trimmer .....1964
- Larry Thomas .....1962
- Joe Nossek .....1961
- Lamar Jacobs .....1958

## BOBCAT NO-HITTERS PITCHER(S) YEAR OPPONENT

- Tony Reese
- vs. N/A .....1937
- Chuck Burdette
- vs. Ohio Wesleyan .....1946
- Bill Hinkle
- vs. W. Reserve .....1951
- Bill Toadvine, Scott Fields & Ed Robbins
- vs. West Virginia Wesleyan .....1969
- Mike Weiss
- vs. Ashland .....1975
- Bob White
- vs. Ohio Wesleyan .....1996

## BOBCAT ALL-AMERICANS

|  |   |   |   |
|--|---|---|---|
|    |    |    |    |
| Jim Schreffler<br>Outfield, 1949   | John Hrasch<br>Shortstop, 1950  | Dick Murphy<br>Outfield, 1953, 1954   | Lamar Jacobs<br>Outfield, 1958  |
|    |    |    |    |
| Joe Nossek<br>Outfield, 1961   | Larry Thomas<br>Outfield, 1962  | Terry Harmon<br>Shortstop, 1964   | Bob Willet<br>Third Base, 1966  |
|   |   |   |   |
| Rich McKinney<br>Shortstop, 1968   | Mike Murphy<br>First Base, 1968   | Mike Hannah<br>First Base, 1970   | Ed Robbins<br>Pitcher, 1970   |
|  |  |  |  |
| Mike Schmidt<br>Shortstop, 1970, 1971  | Bob Brenly<br>Third Base, 1976  | Les Ream<br>Second Base, 1976   | Scott Kuvinka<br>Third Base, 1979   |
|  |  |  |  |
| Mike Echstenkamper<br>Outfield, 1979   | Josh Sorge<br>DH, 1996  | Tom Miller<br>Pitcher, 1997   | Ryan Kyes<br>Second Base, 2001  |
|  |  |  |  |
| Mike Arbinger<br>Outfield, 2002  | Adam Fox<br>Third Base, 2003  | Anthony Gressick<br>DH, 2004, 2006  | Ben Crabtree<br>Catcher, 2005   |




















# BOBCAT PROS

## Bobcat Major League Signees

| BOBCAT.....            | YEAR..... | TEAM.....           |
|------------------------|-----------|---------------------|
| George Kahler.....     | 1908..... | Cleveland           |
| Stanley Dugan.....     | 1914..... | Cincinnati          |
| Roy Pfleger.....       | 1931..... | Boston Red Sox      |
| Irving Siegel.....     | 1934..... | St. Louis Browns    |
| Woody Wills.....       | 1937..... | N.Y. Giants         |
| Hal Gruber.....        | 1937..... | N.Y. Giants         |
| Wendell Diehl.....     | 1937..... | Cleveland           |
| John Malokas.....      | 1938..... | Cleveland           |
| Larry Luebbers.....    | 1938..... | St. Louis Browns    |
| Frank Baumholtz.....   | 1941..... | Cincinnati          |
| Ray Ferroni.....       | 1941..... | Cincinnati          |
| Ernie Kish.....        | 1941..... | Cincinnati          |
| Bob Wren.....          | 1942..... | St. Louis Browns    |
| John Maldovan.....     | 1944..... | N.Y. Yankees        |
| Frank Jeric.....       | 1946..... | St. Louis Browns    |
| Charles Burdette.....  | 1946..... | St. Louis Browns    |
| John Jurkovic.....     | 1947..... | St. Louis Browns    |
| Mark Wylie.....        | 1947..... | Cleveland           |
| Mel Clark.....         | 1948..... | Philadelphia        |
| Ken Weiss.....         | 1949..... | Cleveland           |
| John Hrasch.....       | 1950..... | Pittsburgh          |
| Don Poling.....        | 1950..... | Washington          |
| Jim Shreffler.....     | 1950..... | Chicago Cubs        |
| Bill Woollett.....     | 1950..... | Washington          |
| Rob Andrews.....       | 1951..... | Cleveland           |
| John Biskup.....       | 1951..... | Cincinnati          |
| Shelly Swank.....      | 1952..... | Cincinnati          |
| Bill Bevan.....        | 1952..... | Cincinnati          |
| Ed Tyrtek.....         | 1952..... | Cincinnati          |
| Vince Costello.....    | 1953..... | Cincinnati          |
| Don Kries.....         | 1953..... | Cincinnati          |
| John Turk.....         | 1953..... | Philadelphia        |
| Tom Biskup.....        | 1954..... | Cincinnati          |
| Jack Mehl.....         | 1954..... | Cincinnati          |
| Dick Murphy.....       | 1954..... | Cincinnati          |
| Dick Fishbaugh.....    | 1955..... | Cleveland           |
| Dave Wickersham.....   | 1955..... | Pittsburgh          |
| Jay Hornsby.....       | 1956..... | Cincinnati          |
| Jack Banning.....      | 1957..... | Cleveland           |
| Ray Griesheimer.....   | 1957..... | Cincinnati          |
| Fred Lowe.....         | 1957..... | Cincinnati          |
| Bill Tewksbury.....    | 1957..... | Cincinnati          |
| Lamar Jacobs.....      | 1959..... | Washington          |
| Joe Nossek.....        | 1961..... | Minnesota           |
| Dick Butler.....       | 1962..... | Cincinnati          |
| Vince Scales.....      | 1962..... | N.Y. Mets           |
| Larry Thomas.....      | 1962..... | Boston Red Sox      |
| Murray Cook.....       | 1962..... | Pittsburgh          |
| Tim Sommer.....        | 1963..... | Baltimore           |
| Jim French.....        | 1963..... | Washington          |
| Clyde Bowman.....      | 1963..... | St. Louis Cardinals |
| Bill Herzel.....       | 1963..... | Kansas City A's     |
| Terry Harmon.....      | 1966..... | Philadelphia        |
| Bob Willet.....        | 1966..... | N.Y. Mets           |
| Jim McGregor.....      | 1966..... | N.Y. Mets           |
| Tom Murphy.....        | 1967..... | California          |
| Berke Reichenbach..... | 1967..... | Chicago White Sox   |
| Jerry McConnell.....   | 1967..... | Cleveland           |
| Rich McKinney.....     | 1968..... | Chicago White Sox   |
| John Morlan.....       | 1969..... | Pittsburgh          |
| Craig Shade.....       | 1969..... | Pittsburgh          |
| Jim Petitto.....       | 1969..... | Oakland             |
| Mike Murphy.....       | 1969..... | San Francisco       |
| Bob Morgan.....        | 1969..... | Detroit             |
| Malcom Smoot.....      | 1970..... | Philadelphia        |
| Ed Robbins.....        | 1970..... | Pittsburgh          |
| Ron Morrison.....      | 1970..... | Detroit             |

| BOBCAT.....             | YEAR..... | TEAM.....         |
|-------------------------|-----------|-------------------|
| Joe Carbone.....        | 1970..... | Kansas City       |
| Mike Schmidt.....       | 1971..... | Philadelphia      |
| Gary Shade.....         | 1971..... | Pittsburgh        |
| Tom Smith.....          | 1971..... | California        |
| Mike Hannah.....        | 1971..... | Cleveland         |
| Bill Clauss.....        | 1972..... | Minnesota         |
| Bob Neikamp.....        | 1972..... | New York Yankees  |
| Jim Anderson.....       | 1972..... | New York Yankees  |
| Steve Swisher.....      | 1973..... | Chicago White Sox |
| Bob Makoski.....        | 1973..... | California        |
| Dave Sparks.....        | 1973..... | Oakland           |
| Bob Bruno.....          | 1973..... | New York Yankees  |
| John Novak.....         | 1974..... | Montreal          |
| Jim Bierman.....        | 1974..... | New York Yankees  |
| Jax Robertson.....      | 1974..... | Chicago Cubs      |
| Darryl Thomas.....      | 1974..... | Boston            |
| Dave Tobik.....         | 1975..... | Detroit           |
| Bob Brenly.....         | 1976..... | San Francisco     |
| Steve Skaggs.....       | 1978..... | Cincinnati        |
| Mitch Wright.....       | 1978..... | Pittsburgh        |
| Emil Drzayich.....      | 1978..... | Milwaukee         |
| Scott Kuvinka.....      | 1979..... | Pittsburgh        |
| Mike Echstenkamper..... | 1979..... | New York Yankees  |
| Larry Nicholson.....    | 1979..... | Pittsburgh        |
| John Burden.....        | 1979..... | Pittsburgh        |
| Kevin Priessman.....    | 1979..... | Montreal          |
| Dave Spriggs.....       | 1980..... | Montreal          |
| Joe Dudek.....          | 1983..... | Pittsburgh        |
| Bon Bethel.....         | 1983..... | Chicago Cubs      |
| Gary McLaughlin.....    | 1983..... | Cincinnati        |
| Rob Livchak.....        | 1985..... | St. Louis         |
| Dave Adams.....         | 1989..... | California        |
| Brian Young.....        | 1990..... | Boston            |
| Matt Hudik.....         | 1990..... | Toronto           |
| Tim Thomas.....         | 1990..... | Cleveland         |
| Bobby Robinson.....     | 1991..... | Minnesota         |
| Doug Mlicki.....        | 1992..... | Houston           |
| Alan Beavers.....       | 1992..... | St. Louis         |
| Cory Corrigan.....      | 1993..... | St. Louis         |
| Joe Morvay.....         | 1993..... | Texas             |
| Kris Franko.....        | 1993..... | San Francisco     |
| Russ Herbert.....       | 1994..... | Chicago White Sox |
| Tony Mazzone.....       | 1994..... | Atlanta           |
| Eric Camfield.....      | 1995..... | N.Y. Yankees      |
| Matt Engleka.....       | 1995..... | Detroit           |
| John Hunt.....          | 1995..... | Chicago White Sox |
| Jake Eye.....           | 1997..... | Milwaukee         |
| Brady Gick.....         | 1997..... | St. Louis         |
| Jason Graham.....       | 1997..... | Boston            |
| Tom Miller.....         | 1997..... | Boston            |
| Brian Schubmehl.....    | 1997..... | Milwaukee         |
| Bart Leahy.....         | 1998..... | Florida           |
| Scott Malinowski.....   | 1998..... | New York Mets     |
| Robert Sisonondo.....   | 1998..... | Detroit           |
| Chuck Lombardy.....     | 2000..... | Detroit           |
| Tony Schiml.....        | 2000..... | Boston            |
| Cory Keylor.....        | 2001..... | Baltimore         |
| Mike Arbinger.....      | 2002..... | Pittsburgh        |
| Adam Fox.....           | 2003..... | Texas             |
| Walt Novosel.....       | 2003..... | Arizona           |
| Chris Bova.....         | 2004..... | St. Louis         |
| Marc Cornell.....       | 2004..... | Texas             |
| Adam Russell.....       | 2004..... | Chicago White Sox |
| Ben Crabtree.....       | 2005..... | Texas             |
| Anthony Gressick.....   | 2006..... | Cincinnati        |
| Derek Witt.....         | 2006..... | Detroit           |

## Bobcat Major Leaguers

|  |   |   |
|--|---|---|
|    |    |    |
| George Kahler  | Frank Baumholtz   | Ernie Kish  |
|    |    |    |
| Mel Clark  | Dick Murphy   | Dave Wickersham   |
|   |   |   |
| Lamar Jacobs   | Joe Nossek  | Jim French  |
|  |  |  |
| Terry Harmon   | Tom Murphy  | Rich McKinney   |
|  |  |  |
| John Morlan  | Mike Schmidt  | Steve Swisher   |
|  |  |   |
| Dave Tobik   | Bob Brenly  |   |

