



Oakland Basketball Game Notes

2008-09

Game 17 - North Dakota State • Rochester • 7 p.m. • The O'Rena



Oakland
RPI: 110
Mid-Major Poll: NR
Record: 9-7, 2-1
League: Summit
Series: 3-0
Last Meeting: W, 74-71, in Rochester
Last 5: 3-2
Top Player: Erik Kangas, Sr., G, 17.2 ppg, 3.6 rpg



North Dakota State
RPI: 192
Mid-Major Poll: NR
Record: 8-4, 3-0
League: Summit
Series Streak: Lost 3
Last 5: 4-1
Top Player: Ben Woodside, Sr., G, 24.3 ppg, 7.6 apg

collegerpi.com

GAME COVERAGE

TV - None

Radio - WXOU (88.3 FM)

Live Stats - ougrizzlies.com

WebStream - ougrizzlies.com

Did you know?

*Oakland has made a 3-pointer in 610 consecutive games, the seventh best streak in the nation, behind UNLV's record 719; The Rebels, Princeton and Vanderbilt are the only three schools to make a trey in every game.

***Johnathon Jones** was the only Summit League Player to be named to the Preseason Mid-Major All-America team by Collegeinsider.com.

***Robert Englund** (star of Nightmare on Elm Street films) attended Oakland University.

Grizzly Bites

- ➔**Johnathon Jones** is just three points shy of reaching 1,000 points, and will become the third current Grizzly to reach the plateau (Kangas, Nelson).
- ➔Oakland is 8-2 against teams that do not hail from a BCS conference.
- ➔The Grizzlies are on a five-game winning streak inside the O'Rena.
- ➔OU has had more assists than turnovers in just six games this season; 3-3 record.
- ➔Oakland is 6-0 this year when **Erik Kangas** leads the team in scoring.
- ➔Three of the next six OU games will be played in the O'Rena.
- ➔OU is 6-0 this season when it shoots 40 percent or better from 3-point range.
- ➔**Erik Kangas'** 52 3-pointers this year is currently third most in the NCAA.
- ➔The Grizzlies are 12-1 when **Johnathon Jones** makes five or more free throws.
- ➔**Keith Benson** leads the team with two double-doubles.
- ➔OU set a season-high with 13 3-pointers made versus Rochester College (12/14).

Probable Starters

Oakland Golden Grizzlies

No.	Name	Pos.	Cl.	Ht.	Wt.	G/GS	PPG	Assists/Blocks		
								RPG	A/BPG	Min/G
34	Keith Benson	F	So.-R	6-11	225	16/16	12.2	6.4	1.6 B	24.6
45	Dan Waterstradt	F	Sr.-R	6-10	240	16/8	5.6	5.3	0.6 B	22.7
22	Blake Cushingberry	G	Fr.	6-4	225	16/12	6.3	2.6	1.5 A	26.1
23	Johnathon Jones	G	Jr.	5-11	165	16/16	14.0	3.3	5.9 A	37.9
30	Erik Kangas	G	Sr.	6-3	205	15/15	17.2	3.6	1.9 A	36.3

Key Reserves

04	Will Hudson	F	So.	6-9	225	16/8	5.3	3.6	0.9 B	19.0
12	Matt Samuels	G	Fr.	6-0	215	14/1	3.2	1.2	1.4 A	11.3
31	Drew Maynard	G	Fr.	6-7	220	16/3	8.3	3.4	0.5 A	21.9

North Dakota State Bison

No.	Name	Pos.	Cl.	Ht.	Wt.	G/GS	PPG	Assists/Blocks		
								RPG	A/BPG	Min/G
22	Brett Winkelman	F	Sr.	6-6	220	12/12	18.2	8.0	1.8 A	32.2
23	Michael Tveidt	F	So.	6-7	210	12/12	9.5	3.0	0.8 A	25.3
40	Lucas Moorman	C	Sr.	6-10	240	12/12	4.5	3.4	0.5 B	17.8
10	Ben Woodside	G	Sr.	5-11	185	12/12	24.3	2.9	7.6 A	33.2
31	Mike Nelson	G	Sr.	6-4	185	12/12	12.8	4.3	2.0 A	31.3

Key Reserves

00	Dejuan Flowers	F	Jr.	6-7	220	12/0	4.3	3.8	0.6 B	16.4
04	Freddy Coleman	G	So.	6-3	220	12/0	1.8	1.7	0.8 A	9.9
25	Eric Carlson	F	Fr.-R	6-6	220	12/0	3.9	2.7	0.5 A	13.8
32	Josh Vaughan	G	Jr.	6-4	200	12/0	3.4	1.6	1.5 A	17.0

OU Athletic Media Relations

Scott MacDonald, Director/MBB Contact

919.619.4137 (cell)

macdona2@oakland.edu

2008-09

Schedule and Results

Date	Opponent	Time
11/15	at Cleveland State#	L, 58-55
11/17	at Oregon#	W, 82-79 (OT)
11/21	at Syracuse#	L, 86-66

Las Vegas Invitational

11/23	at Iowa# (Big Ten Network)	L, 66-57
11/25	at Kansas State# (FSN Kansas City)	L, 83-64
11/28	Delaware State	W, 75-70
11/29	Southeast Missouri State	W, 81-63
12/2	at Southern Utah*	L, 82-66
12/4	at UMKC* (Metro Sports)	W, 84-78

12/7 TOLEDO# W, 67-58

12/14 ROCHESTER COLLEGE W, 88-54

12/18 at Green Bay# W, 79-76 (OT)

12/20 MICHIGAN\$# (FSN Detroit) L, 89-76

12/22 at Eastern Michigan# W, 66-53

12/27 #11/18 MICHIGAN STATES# (FSN) L, 82-66

12/31 SOUTH DAKOTA STATE* W, 86-81

1/2 NORTH DAKOTA STATE* 7 P.M.

1/8 at Centenary* 7 p.m. MWT

1/10 at Oral Roberts* 7:05 p.m. CT

1/17 at IPFW* 7 p.m.

1/22 IUPUI* (FSN DETROIT)# 7 P.M.

1/24 WESTERN ILLINOIS*# 6 P.M.

1/29 at North Dakota State* 7 p.m. CT

1/31 at South Dakota State* 7:30 p.m. CT

2/5 ORAL ROBERTS* 7 P.M.

2/7 CENTENARY* 6 P.M.

2/14 IPFW*# 6 P.M.

2/19 at Western Illinois*# 7 p.m. CT

2/21 at IUPUI*# 7 p.m.

2/26 SOUTHERN UTAH* 7 P.M.

2/28 UMKC*# 6 P.M.

3/7-10 at Summit League Tournament, Sioux Falls, S.D.

* Summit League Contest

\$ at The Palace of Auburn Hills

Games on WDTW (1310 AM)

Home games in **BOLD CAPS**

TV games (parentheses) are tentative and subject to change.

1,000-Point Watch

Erik Kangas, Sr., G.....1,136 pts.

Derick Nelson, Sr., F1,106 pts.

Johnathon Jones, Jr., G.. 997 pts.

Pronunciation Guide

Ricky BIESZKI – Bee-es-key

Erik KANGAS – KANG-us

Greg KAMPE – Campy

Drew MAYNARD – MAY-nerd

ILIJA MILUTINOVIC –

ILL-ee-yah MILL-uh-TIN-oh-vitch

Jay THAMES – THAYmes

Dan WATERSTRADT – Water-strat





Summit League Preseason Poll (first-place votes in parentheses)

1. Oral Roberts (13)	399
2. North Dakota State (6)	394
3. Oakland (10)	391
4. IUPUI (1)	315
5. IPFW	225
6. UMKC	199
7. Southern Utah	194
8. South Dakota State	154
9. Western Illinois	115
10. Centenary	64

Summit Players of the Week

- Nov. 17 - David Dubois, W. Illinois
- Nov. 24 - **Johnathon Jones, OU**
- Dec. 1 - Robert Jarvis, ORU
- Dec. 8 - Brett Winkelman, NDSU
- Dec. 15 - Ben Woodside, NDSU
- Dec. 22 - Spencer Johnson, UMKC
- Dec. 29 - Dane Brumagin, UMKC
- Jan. 5 -
- Jan. 12 -
- Jan. 19 -
- Jan. 26 -
- Feb. 2 -
- Feb. 9 -
- Feb. 16 -
- Feb. 23 -
- Mar. 2 -

OU's Record When ...

Leading Scorer	Record	Pct
Keith Benson	1-3	.250
Johnathon Jones	1-3	.250
Erik Kangas	6-0	1.000
Drew Maynard	1-1	.500

*In event of a tie for high-scorer, both players are credited with win or loss.

Leading Rebounder	Record	Pct
Keith Benson	5-5	.500
Blake Cushingberry	0-1	.000
Will Hudson	1-1	.500
Johnathon Jones	0-1	.000
Erik Kangas	1-2	.250
Drew Maynard	0-1	.000
Dan Waterstradt	3-1	.775

*In event of a tie for high-rebounder, both players are credited with win or loss.

Double-Figure Points	Record	Pct
Keith Benson	6-4	.600
Blake Cushingberry	2-1	.667
Will Hudson	1-1	.500
Johnathon Jones	7-6	.538
Erik Kangas	8-6	.571
Drew Maynard	4-2	.667
Matt Samuels	1-0	1.000
Dan Waterstradt	4-0	1.000

Double-Figure Rebounds	Record	Pct
Keith Benson	0-2	.000
Will Hudson	1-0	1.000
Dan Waterstradt	1-0	1.000

Double-Doubles	Record	Pct
Keith Benson	0-2	.000
Dan Waterstradt	1-0	1.000

Tip Off

The Golden Grizzlies ended non-conference play with a record of 7-6. It is the first time OU has posted a winning record in non-league games since the 2003-04 season.

Oakland is playing four of its next seven games in the O'Rena, where the Grizzlies have a five-game winning streak dating back to last season. OU upended South Dakota State, 86-81, in the first home game of this stand.

All-Time Series vs. ND State

The Golden Grizzlies have never lost to the Bison, holding a 3-0 advantage in the overall series and 2-0 mark inside the O'Rena.

The Grizzlies and Bison had both games come down to the wire last season with OU winning by just a basket in each game, 74-71, in the O'Rena, and 73-71 in Fargo, N.D., ending the Bison's 16-game home winning streak.

A look at the overall series;		
1/5/08	W, 73-71	Fargo, N.D.
1/31/08	W, 74-71	Rochester
12/20/04	W, 82-56	Rochester

D-Nel out for season

Senior forward **Derick Nelson** will miss the remainder of the season due to an injury he suffered back on Nov. 13th and will take a medical redshirt, announced by head coach Greg Kampe. Nelson, a native of Lansing, Mich., tried to return with eight and nine minutes in the Golden Grizzlies' last two games, but the pain was too much and a decision was made to try and return next season.

"He experienced a great deal of pain in the State game, and afterwards he told me he couldn't go," said Kampe. "We knew that it was going to be a long healing process. The bottom line is that it just hurts him too much and we are not going to do anything that would jeopardize his career. He is going to take the redshirt and come back next year, and I don't want to think about next year yet, but obviously it's going to make us better next season."

Nelson averaged 17.3 points per game and 8.3 rebounds per game last season en route to garnering first team All-Summit League honors. In the preseason this year, he was tabbed as a first team selection by the league coaches and media. Nelson reached the 1,000-point plateau last season and is eighth all-time in Division I history with 1,106 points. He is just the second Grizzly to score 1,000 points and grab over 600 rebounds (Cortney Scott, 2003-05).

Summit League Standings

	Conf.	Overall
North Dakota State	3-0	8-4
Western Illinois	2-0	5-8
Oakland	2-1	9-7
Southern Utah	2-1	4-10
IUPUI	1-1	8-5
Oral Roberts	1-1	3-11
South Dakota State	1-2	6-9
UMKC	1-2	5-11
Centenary	0-2	2-12
IPFW	0-3	5-9

OU by the Numbers ...

- 2** - Summit League championships.
- 5** - Returning starters.
- 7** - All-America selections under head coach Greg Kampe.
- 24** - Seasons Kampe has coached.
- 36** - Wins over the last two seasons (2006-08).
- 41** - Seasons basketball has been a varsity sport.
- 44** - All-Conference selections under Kampe.
- 405** - All-time wins for Kampe.
- 590** - All-time wins.

Kampe by the Numbers ...

Most Seasons with Current School (Division I)

1. Jim Boehim, Syracuse..... 32
2. Dave Bike, Sacred Heart 30
3. Mike Krzyzewski, Duke 28
4. Don Maestri, Troy 26
5. Tom Green, Fairleigh Dickinson 25
- 6. Greg Kampe, Oakland..... 24**

Winnigest Active DI Coaches

30. Jim Larranaga, George Mason.... 412
- 31. Greg Kampe, Oakland..... 405**
32. Bruce Pearl, Tennessee..... 402
- Bob Thomason, Pacific..... 402
34. Tom Green, Fairleigh Dickinson .. 401





What they are saying about Oakland ...

Oregon head coach Ernie Kent

"From the game, the guys will learn that although their name is Oakland, they're a very good team and the statistics are showing it, because they did much better than us."

Oregon's point guard Tajuan Porter

"I played against Jones and Benson in high school. Jones was shooting over me today and took advantage of it. He's gotten much better and he's solid now."

Iowa head coach Todd Lickliter

"They are a good team and they do unique things."

Michigan head coach John Beilein

"I think Oakland is a terrific team, and this is a very good win for us. They beat a very good Green Bay team less than 48 hours ago, putting that into the context of what just happened, I'm really pleased. It's not the same approach you'd have going to play Oakland in their gym, to go on the road and winning on an NBA floor, against a very, very good coach who runs a good system, is an accomplishment."

Michigan State head coach Tom Izzo

"Many people will look at the game and say, 'Michigan State is supposed to beat Oakland.' That is a very good Oakland team."

"We had a couple of breakdowns defensively, but for the most part, they (Oakland) are one of the better offensive rebounding teams that we've played."

"Greg's got a nice team and I really like this team. I watched them on film a lot and they played a brutal, brutal schedule, as good of a schedule as anybody. I think they're ready to make a great run in their conference."

"I've known him (JJ) since he was in fifth grade and his family, they are great people. I think the world of the kid and I think he's done a heck of a job and I think Greg's done a job with him. Kangas, I didn't know as well, but what that kid has done has been amazing. We gave him the same prep we gave A.J. Abrams from Texas. Those might be two of the better shooters that I've seen in the country. I thought he did a pretty good job today. He got the best we could give him and he still hung in there. I have great respect for all of them, as I do Greg. I'd be remiss if I didn't say that a guy that has come a long way is (Keith) Benson. He's come a long way, too. This is a team that, I don't want to put pressure on Greg, I believe has a chance to win that league and I hope they do."

Oakland played the first 13 games of the season without the services of Nelson and posted a record of 7-6. The 6 foot, 5 inch, slasher broke his foot on Nov. 13th and made his return on Dec. 22nd at Eastern Michigan. He ended the game with two rebounds and no points. He started against the 11th-ranked Spartans, once again not scoring and committed three turnovers before heading to the bench for good.

"The team handled it badly when they first learned of it, but then we got used to it," said Kampe. "Then when it looked like he was coming back we were trying to figure out how the rotation was going to change. Now that he is done for the season, we can concentrate on the task at hand. The team knows that and understands that. The guys that are coming back next year are glad that he is going to be there, and the seniors are down but also know that there's nothing they can do about it, that's the way life is and are moving forward."

OU Head Coach Greg Kampe

Greg Kampe enters his 25th season as head coach of the Golden Grizzlies. He is the longest tenured coach in the state of Michigan for both college and the professional ranks, and surpassed the 400-win plateau at UMKC (12/4/08) with an 84-78 win. He currently is at 405 wins, No. 31 amongst active Division I coaches.

Kampe has been Summit League Coach of the Year on three occasions, and National Coach of the Year in his first competitive season in The Summit League, capturing a regular season title in 1999-2000.

A native of Defiance, Ohio, Kampe has led Oakland to a winning season in four of his nine seasons in Division I, and 20-win seasons on four occasions while Division II. He currently is sixth in the NCAA for active coaches at the same school after 24 seasons, behind Syracuse's Jim Boheim's 32 seasons.

Kampe continuously plays one of the toughest non-conference schedules for any mid-major program, taking on the likes of Michigan and Michigan State every year, plus UCLA, Syracuse, Missouri, Texas A&M, Pittsburgh, North Carolina, Arkansas, Illinois, Iowa, Marquette, Ohio State, Oregon and Purdue.

The Grizzlies have won 17 or more games over the last two seasons, with a Division I best 19 wins coming in 2006-07. The Grizzlies are projected to be one of the top teams in The Summit League this

OU in The Summit League and NCAA Stats (All Games/NCAA stats as of Dec. 21)

Team	Summit (of 10)	NCAA (of 330)
Scoring (72.4)	2	122
Scoring Defense (72.4)	7	257
Scoring Margin (0.0)	3	203
Field Goal Pct. (.448)	4	132
FG Pct. Defense (.437)	3	174
3-Pt. FG Pct. (.351)	6	152
3-Pt. FG Pct. Defense (.364)	7	206
3-Pt. FG Made per game (7.0)	5	109
Free Throw Pct. (.682)	6	208
Rebounding Offense (34.0)	5	--
Rebounding Defense (36.4)	7	--
Rebound Margin (-2.4)	6	179
Blocked Shots per game (3.8)	2	130
Assists per game (13.7)	4	168
Steals per game (6.1)	8	243
Turnover Margin (+0.5)	5	179
Assist/Turnover ratio (1.0)	4	179
Won-Loss Pct. (.563)	3	--

Individual	Summit (of 15)	NCAA (of 100)
------------	-------------------	------------------

Scoring

Erik Kangas (17.2)	6	--
Johnathon Jones (14.0)	t-14	--

Rebounding

Keith Benson (6.4)	9	--
--------------------	---	----

Field Goal Pct.

Keith Benson (.582)	5	--
---------------------	---	----

Assists

Johnathon Jones (5.9)	2	36
-----------------------	---	----

Free Throw Percent

Erik Kangas (.938)	1	--
Johnathon Jones (.767)	10	--

Steals per game

Johnathon Jones (1.3)	11	--
-----------------------	----	----

3-Pt. Field Goal Pct.

Erik Kangas (.400)	9	92
--------------------	---	----

3-Pt. Field Goals made

Erik Kangas (3.5)	1	25
-------------------	---	----

Blocked Shots per game

Keith Benson (1.6)	2	--
Will Hudson (0.8)	7	--
Dan Waterstradt (0.6)	9	--

Assist/Turnover ratio

Johnathon Jones (1.7)	4	--
-----------------------	---	----

Offensive Rebounds

Keith Benson (2.3)	9	--
--------------------	---	----

Defensive Rebounds

Keith Benson (4.1)	9	--
--------------------	---	----

Minutes Played

Johnathon Jones (37.9)	1	--
Erik Kangas (36.3)	3	--





season.

"Consistency is the Hallmark of Success." -- *Head Coach Greg Kampe*

3-Point Streak Continues

Oakland has made a 3-pointer in 610 consecutive games, tied for seventh best in the nation. The Golden Grizzlies trail UNLV's 720 straight games. Princeton, Vanderbilt and UNLV are the only three schools in the nation to make a 3-pointer in every game since the institution of the three-point line in the 1986-87 season.

Here is the nation's current list;	
UNLV	720
Vanderbilt	711
Kentucky	688
Duke	662
Arkansas	657
Western Kentucky	648
Oakland	610
Princeton	609

(List courtesy of Vandy's notes)

Mr. Big Shot

Erik Kangas has proven to be one of the top sharp shooters in the country over the last two seasons and has come up big for the Golden Grizzlies in the final minutes of games this season.

At UMKC (12/4), Kangas responded after Oakland trailed for the first time in the game with a big 3-pointer with 52 seconds left to give the Golden Grizzlies a two-point lead and the win.

At Green Bay (12/18), Kangas provided Grizzly fans with a replay with a huge trey, this time from the corner, to give OU a two-point lead in overtime with 51 seconds left in the game.

After the Golden Grizzlies watched South Dakota State (12/31) come back from an 17-point second half deficit to get within four, Kangas buried a 3-pointer with just under two minutes left, his first in over 12 minutes, to extend the lead back to seven points and give Oakland some breathing room.

He has led the league over the last two seasons in 3-pointers made per game and currety leads The Summit League with 3.5 treys per game. His 52 3-pointers this season is third most in the NCAA and he ranks 22nd in the nation in threes per game (as of Dec. 21).

**Kangas in the career Record Book*

Career Division I

3-PT. FIELD GOAL PCT.

1. Erik Kangas (2005-pres.)	.396
2. Brad Buddenborg (1998-02)	.391

3-PT. FIELD GOALS MADE

1. Jason Rozycki (1998-02)	292
2. Brad Buddenborg (1998-02)	286
3. Erik Kangas (2005-pres.)	265

Jones approaches 1,000 points

Johnathon Jones has proven to be one of the top point guards in the nation. He has reached double figures in 13 of 16 games this season and ranks second in the league with 5.9 assists per game (36th in the NCAA/Dec. 21). He currently needs just three points to become the ninth OU player, and third current Grizzly (Kangas, Nelson), to reach the 1,000-point plateau.

Jones is second on the team with a 14.0 scoring average, 13th in the league. He also ranks in the top 10 in the conference with a .767 free throw percentage.

JJ led The Summit League with 6.0 assists per game and a 1.81 assist/turnover margin last season, finishing 21st in the country in assists per game and 29th in free throw percentage (.862).

He scored a career-high 32 points at Oregon to lead the Golden Grizzlies to an 82-79 overtime victory and was named Summit League Player of the Week (11/24) for his efforts.

Bench comes alive

Heading in to the season Oakland head coach Greg Kampe figured he would have one of the deeper benches in the country. With the injury to **Derick Nelson**, that changed the outlook of the Golden Grizzlies and has cut down on the contributions off the bench for OU.

The bench has come to life as of late though, outscoring South Dakota State 26-2 in the last game. Freshman **Drew Maynard** led the way with 14 points and sophomore **Will Hudson** added 10 for the Grizzlies.

30 or less

The Golden Grizzlies have opened the first 20 minutes of the game with 30 or less points on seven occasions this season, holding a record of 3-4 when doing so, but winning three straight.

Nov. 21 at Syracuse, 28	L, 86-66
Nov. 23 at Iowa, 24	L, 66-57
Nov. 25 at K-State, 25	L, 83-64
Dec. 7 vs. Toledo, 28	W, 67-58
Dec. 18 at GB, 27	W, 79-76 OT
Dec. 22 at EMU, 29	W, 66-53
Dec. 27 vs. #11 MSU, 30	L, 82-66

OU'S RECORD WHEN ...

At home.....	3-0
On road.....	4-5
At neutral sites.....	2-2
In overtime.....	2-0
In games decided by 3 points or less.....	2-1
In games decided by 4-5 points.....	2-0
In games decided by 6-10 points.....	2-1
In games decided by 11-20 points.....	2-5
In games decided by 20+ points.....	1-0
vs. top 25 teams.....	0-1
vs. top 10 teams.....	0-0
Scoring first.....	7-3
Leading at half.....	6-1
Tied at half.....	0-0
Trailing at half.....	3-5
Leading with 10:00 remaining.....	7-1
Tied with 10:00 remaining.....	1-0
Trailing with 10:00 remaining.....	1-6
Leading with 5:00 remaining.....	9-1
Tied with 5:00 remaining.....	0-0
Trailing with 5:00 remaining.....	0-6
OU shoots 50% or better.....	4-0
OU shoots less than 50%.....	5-7
OU shoots better than opponent.....	8-0
OU shoots the same as opponent.....	0-0
Opponent shoots better than 50%.....	0-4
Opponent shoots less than 50%.....	9-3
OU outrebounds opponent.....	6-2
Opponent outrebounds OU.....	3-5
OU equals opponent in rebounds.....	0-0
OU shoots 70% or better from FT line.....	3-2
OU has more FT attempts.....	6-4
Opponent has more FT attempts.....	3-2
OU equals opponent in FT attempts.....	0-0
OU shoots better than 40% from three.....	6-0
OU has more turnovers than opponent.....	2-4
OU has less turnovers than opponent.....	6-2
OU equals turnovers with opponent.....	1-1
OU scores 100+ points.....	0-0
OU scores 90-99 points.....	0-0
OU scores 80-89 points.....	4-0
OU scores 70-79 points.....	2-1
OU scores 60-69 points.....	2-4
OU scores 50-59 points.....	0-2
OU scores less than 50 points.....	0-0
Opponent scores 100+ points.....	0-0
Opponent scores 90-99 points.....	0-0
Opponent scores 80-89 points.....	1-5
Opponent scores 70-79 points.....	4-0
Opponent scores 60-69 points.....	0-1
Opponent scores 50-59 points.....	3-1
Opponent scores 50 or less points.....	0-0
On Monday.....	2-0
On Tuesday.....	0-2
On Wednesday.....	1-0
On Thursday.....	2-0
On Friday.....	1-1
On Saturday.....	1-3
On Sunday.....	2-0
In November.....	3-4
In December.....	5-3
In January.....	0-0
In February.....	0-0
In March.....	0-0
On Big Ten Network.....	0-1
On Fox Sports Net.....	0-2
On Local Stations.....	3-2
Miscellaneous	
Current Streak.....	Won 1
Home court streak.....	Won 5
Neutral court streak.....	Lost 2
Road Streak.....	Won 3
All-Time Record.....	590-565





Take the tip

The Golden Grizzlies are 1-3 this season when losing the opening tip. **Keith Benson** only lost one jump ball last season and has lost four this year.

This date in OU basketball

Oakland is 3-2 on January 2nd and 1-1 since moving to Division I. The Golden Grizzlies' only Summit League game on this date came against former league member Valparaiso, falling 95-64 at Valpo in 2006.

BCS Tough

The Golden Grizzlies have always played an aggressive schedule and this year is no different. Oakland opened with nine straight road games, and four consecutive games against teams that hail from the BCS conferences; Oregon (Pac-10), Syracuse (BIG EAST), Iowa (Big Ten) and Kansas State (Big XII). OU then faced Michigan (12/20) at the Palace and will take on Michigan State this Saturday.

A closer look of Oakland against the BCS schools (5-41);

- ACC: 0-1
- BIG EAST: 0-7
- Big Ten: 2-18
- Big 12: 1-12
- Pac-10: 2-1
- SEC: 0-3

Road Warriors

After winning just five games on the road last year, Oakland has four already this season after beginning the year with a nine-game road trip, with two games being played at neutral site.

The Golden Grizzlies concluded a nine-game road trip at UMKC. Oakland left Rochester on Friday, Nov. 14, to head to Cleveland, Ohio. The Grizzlies then went straight to Eugene, Ore., for a game at Oregon on Monday night and returned home on Tuesday night (Nov. 18). After just one day at home, Oakland returned to the road traveling to Syracuse on Nov. 20.

From Syracuse, OU played seven games in 14 days; at Iowa (Nov. 21), at Kansas State (Nov. 23), Delaware State and Southeast Missouri State in Las Vegas on Nov. 28 and 29, then on to Cedar City for a match-up with Southern Utah on Dec. 2 and UMKC on Dec. 4.

Freshmen stepping up

With injuries to the OU lineup, a trio of freshmen have gotten more playing time than expected early on this season; **Blake Cushingberry**, **Drew Maynard** and **Matt Samuels**.

With **Erik Kangas** missing the Delaware State game (11/28), **Samuels** made his first collegiate start in his absence, playing in a then season-high 18 minutes, scoring four points and dishing out three assists. He added eight points and three rebounds off the bench versus Southeast Missouri State (11/29) and recorded a career-high 10 points at UMKC (12/4). **Samuels** was injured for the Rochester College game (12/14) but returned for eight minutes at Green Bay.

Maynard made his first collegiate starts in Las Vegas and made them count. He scored a career-high 21 points versus Delaware State and came back with 11 versus SEMO to earn all-tournament honors for the Las Vegas Invitational. He reached double figures in a fourth straight game against Southern Utah (12/2), ending with a team-high 17 points for the Grizzlies. He has been in double figures in six games this season with OU posting a record of 4-2.

Cushingberry began the year 0-for-16 from behind the arc, but made at least one 3-pointer in eight straight games, before going 0-for-4 from long range at Eastern Michigan (12/22). He is fifth on the team, averaging 6.3 points per game.

Welcome Back Stradt

After a rough start, senior **Dan Waterstradt** has come alive for the Golden Grizzlies. He came off the bench versus Delaware State and scored 10 points in the second half, adding nine rebounds just missing a double-double. He followed that up with a team-high six rebounds against Southeast Missouri State and team-high seven boards at Southern Utah. He recorded his second ever double-double versus Rochester College (12/14) with 10 points and 10 rebounds in just 22 minutes of action.

At Green Bay, **Stradt** scored a season-high 11 points and grabbed nine rebounds to just miss another double-double. He finished the Michigan (12/20) game with nine points and nine rebounds. **Stradt** had a string of eight straight games with five boards or more snapped versus Michigan State (12/27), but returned with 10 points and six boards versus South Dakota State.

Kito rises above

Redshirt sophomore **Keith Benson** has reached double figures in 10 games this season, including a career-high 23 points versus Michigan to go with 11 rebounds, tallying his second double-double of the season. He scored all nine of his points in the second half at Green Bay

AP Top 25 Poll (as of Dec. 29)

Rk	School	Record	Pts.
1.	North Carolina (72)	12-0	1800
2.	Connecticut	11-0	1719
3.	Pittsburgh	12-0	1641
4.	Oklahoma	12-0	1600
5.	Duke	10-1	1511
6.	Wake Forest	11-0	1351
7.	Notre Dame	9-2	1231
8.	Texas	10-2	1193
9.	Purdue	11-2	1160
10.	Michigan State	9-2	1058
11.	Georgetown	9-1	1015
12.	UCLA	10-2	991
13.	Syracuse	12-1	863
14.	Tennessee	8-2	854
15.	Villanova	11-1	691
16.	Gonzaga	8-3	608
17.	Arizona State	10-1	602
18.	Louisville	8-2	588
19.	Baylor	10-1	580
20.	Clemson	12-0	563
21.	Minnesota	12-0	351
22.	Xavier	9-2	327
23.	Michigan	9-2	237
24.	Ohio State	9-1	219
25.	Butler	10-1	166

Others Receiving Votes

West Virginia 100, Marquette 79, Illinois 64, Davidson 50, Memphis 43, Saint Mary's 30, Texas A&M 21, Stanford 17, Brigham Young 13, Florida 12, Maryland 12, Dayton 11, Florida State 10, Arizona 7, Miami (FL) 6, Illinois State 2, Creighton 2, George Mason 1, Missouri 1.

ESPN/USA Today Poll

Rk	School	Record	Pts.
1.	North Carolina (31)	12-0	775
2.	Connecticut	11-0	737
3.	Pittsburgh	12-0	715
4.	Oklahoma	12-0	683
5.	Duke	10-1	651
6.	Wake Forest	11-0	598
7.	Texas	10-2	531
8.	Georgetown	9-1	510
9.	UCLA	10-2	496
10.	Notre Dame	9-2	453
11.	Purdue	11-2	398
11.	Syracuse	12-1	398
13.	Villanova	11-1	351
14.	Arizona State	10-1	346
15.	Michigan State	9-2	308
16.	Clemson	12-0	293
17.	Gonzaga	8-3	285
18.	Louisville	8-2	223
18.	Tennessee	8-2	223
20.	Baylor	10-1	194
21.	Minnesota	12-0	181
22.	Xavier	9-2	169
23.	Ohio State	9-1	158
24.	Michigan	9-2	66
25.	Marquette	11-2	55

Others Receiving Votes

Brigham Young 43, West Virginia 41, Butler 37, Memphis 33, Dayton 32, Saint Mary's 26, Davidson 12, Arizona 10, Missouri 9, Illinois 8, Illinois State 6, Stanford 6, Florida 5, LSU 4, Texas A&M 3, Florida State 2, Utah State 1.

OU opponents in **BOLD**





(12/18) to help Oakland rally from behind and poured in a game-high 20 points versus Michigan State. Benson finished with 19 points and nine boards versus the Jackrabbits on Wednesday.

Kito is leading the team with an impressive .582 field goal percentage and is averaging a team-best 6.4 rebounds per game. He ranks second in The Summit League with 1.6 blocks per game and is fifth in field goal percentage.

Kito's double-doubles

at Cleveland State (15 pts., 11 rebs.)
vs. Michigan (23 pts, 11 rebs.)

Last time out

Senior **Erik Kangas** scored 20 points and dished out a career-high five assists, sophomore **Keith Benson** ended with 19 points and nine rebounds, and freshman **Drew Maynard** scored 14 points off the bench to lead Oakland University (9-7, 2-1) past South Dakota State (6-9, 1-2), 86-81, in Summit League men's basketball action on Wednesday in the Athletics Center O'Rena.

"Any time you win a league game you're happy," said OU coach Greg Kampe. "You have to win your league games at home and we did. I thought we won the game tonight with our offense, we were really good. We weren't very good defensively in the second half and the last two minutes of the first half. We made some big stops when we had to make them. We made shots at key times."

Also in double figures for the Golden Grizzlies was senior **Dan Waterstradt** and sophomore **Will Hudson**, each with 10. Waterstradt grabbed six rebounds, while Hudson had three to go with one block. Junior Johnathon Jones scored nine points with six assists, and is now just three points shy of reaching 1,000 in his career.

The Golden Grizzlies won by five despite SDSU draining a school record 15 3-pointers, finishing 50 percent for the game from long range (15-30). OU won the battle of the glass, 33-30, and shot 53 percent from the field (32-60). The Grizzlies also outscored the Jackrabbits 40-22 in the paint.

The two teams battled back and forth at the start of the game with seven lead changes as the game was tied at 14-14 with 13:27 remaining in the opening half. Kangas made a pair of free throws to give OU a lead which the Grizzlies would not relinquish for the rest of the first 20 minutes, taking a 39-31 lead in to intermission.

The Grizzlies would push that lead

to double digits just eight minutes into the second half with a 17-3 run that put Oakland up by 18 points, the largest lead of the game. SDSU continued to use the long range shot to get back in to the game, answering with a 10-0 run to get within eight points, 63-55 (8:56).

The Jacks crept within four points of the Grizzlies at the 2:24 minute mark with a layup, but Kangas drilled a big 3-pointer, his first in over 12 minutes, to extend OU's lead to seven, 78-71. Benson scored four straight points for Oakland and Kangas buried four straight free throws to fight off SDSU, who connected on two more treys over the final minutes, to win their fifth straight game in the O'Rena.

SDSU had five players in double figures led by junior Garrett Callahan's game-high 24 points. Sophomore Anthony Cordova scored 17 points and grabbed eight rebounds, freshman Griffin Callahan finished with 14 points, and junior Kai Williams and sophomore Clint Sargent each had 12 points for the Jackrabbits.

Jones Tabbed Summit League Player of the Week (Nov. 24)

Johnathon Jones was named Summit League Player of the Week for the first time in his career after leading Oakland to an 82-79 overtime victory over Oregon on Monday, Nov. 17, tallying a career-high 32 points. He has reached double figures in each of his last four games at Oregon (32), Syracuse (18), Iowa (21) and Kansas State (16).

Preseason Recognition

Oakland was picked as one of the top teams in The Summit League by many publications this preseason. *The Sporting News* tabbed OU as the favorite, while the coaches and media in The Summit League picked the Golden Grizzlies to finish third, receiving 10 first place votes, behind Oral Roberts (13) and North Dakota State (6).

The *USA Today* predicted that NDSU and the Grizzlies will battle for league supremacy, finally knocking Oral Roberts off the top of the pyramid. The Bison and Golden Grizzlies are the only two teams in the league that return all five of their starters.

Jones Tabbed Preseason All-America by Collegeinsider.com

Oakland University's **Johnathon Jones** was named to the 2008-09 Preseason Mid-Major Men's Basketball All-America Team, announced by Collegeinsider.com. Jones, a junior point guard from Okemos, Mich., was the only

The Last time it happened ...

OU scored 100+ points 114 vs. UMKC on Dec. 6, 2007
OU scored 90+ points 91 vs. Western Illinois on Feb. 23, 2007
OU scored less than 50 points 46 at Miami University on Dec. 6, 2006
OU scored less than 40 points 30 at Northwestern on Nov. 21, 1998
OU shot 60% or better .690 (29-42) at Western Illinois on Jan. 26, 2008
OU shot 70% or better from 3-pt. range .778 (7-9) vs. South Dakota State on Feb. 2, 2008
OU made 40 or more field goals 44 vs. Saginaw Valley State on Dec. 16, 2003
OU made 15 or more 3-pointers 15 vs. Ohio University on Dec. 22, 2000
OU made 30 or more free throws 35 vs. Western Ill. on March 9, 2008 in Tulsa, Okla.
Opponent scored 100+ points 103 by Michigan on Dec. 12, 2007 in Ann Arbor
Opponent scored 90+ points 93 by Xavier on Nov. 28, 2007 in Cincinnati
Opponent scored less than 50 points 46 by Adrian on Nov. 11, 2007 in Rochester
Opponent scored less than 40 points 39 by Mercy in Jan. 3, 1979 in Rochester
Opponent shot 60% or better .647 (33-51) by IUPUI on Jan. 24, 2008 in Indianapolis
Opponent shot 70% or better from 3-pt. range .714 (10-14) by ND State on Jan. 31, 2008 in Rochester
Opponent made 40 or more field goals 40 by Michigan State on Nov. 17, 1998 in Rochester
Opponent made 15 or more 3-pointers 15 by South Dakota State, Dec. 31, 2008 in Rochester
Opponent made 30 or more free throws 32 by IUPUI on March 3, 2002 in Fort Wayne, Ind.
OU had 50 or more rebounds 50 at UMKC on March 1, 2008
OU had 25 or more offensive rebounds 30 vs. Duquesne on Nov. 20, 2007
OU had 30 or more defensive rebounds 30 vs. Rochester College on Dec. 14, 2008
Opponent had 50 or more rebounds 66 by Duquesne on Nov. 20, 2007 in Rochester
OU player scored 40+ points 40 by Calvin Wooten vs. Valparaiso on Jan. 26, 2006
OU player scored 30+ points 32 by Johnathon Jones at Oregon on ov. 17, 2008
OU player made 15 or more field goals 15 by Courtney Scott vs. Chicago State on Jan. 15, 2005
OU player made 5 or more 3-pointers 6 by Erik Kangas at Eastern Michigan on Dec. 22, 2008
OU player made 10 or more free throws 10 by JJ vs. Western Ill. on March 8, 2008 in Tulsa, Okla.
Opponent player scored 40+ points 40 by Dane Brumagin, UMKC, on Dec. 6, 2007 in Rochester
Opponent player scored 30+ points 35 by Tyler Quinney, S. Utah, on Dec. 2, 2008 in Cedar City
Opponent player made 15+ field goals 16 by Bannie Hayes, Ferris State, March 5, 1994 in Detroit
Opponent player made 5+ 3-pointers 6 by Jacob Pullen, K-State, on Nov. 25, 2008 in Manhattan
Opponent player made 10+ free throws 13 by Tyler Quinney, S. Utah, on Dec. 2, 2008 in Cedar City
OU player had 15 or more rebounds 16 by Shane Lawal vs. Duquesne on Nov. 20, 2007
Opponent player had 15+ rebounds 20 by Goran Suton, MSU, on Nov. 24, 2007 in East Lansing
OU had a 5 or more game win streak 6, Feb. 26 to March 18, 2005
OU had a 8 or more game win streak 8, Nov. 29 to Jan. 12, 1994-95





Summit League player to make the 25-man team.

"I think Johnathon Jones is one of the top point guards in the country and deserves this recognition," said Greg Kampe who enters his 25th season as head coach. "I'm very happy for him."

Rather than assembling first, second, third and fourth team squads, the collegeinsider.com Mid-Major All-America team is one team consisting of 25 players and honorable mentions. Division I coaches and NBA scouts are part of the selection process.

Jones has started in every game he has played in for the Golden Grizzlies. A Preseason All-Summit League first team selection this year, Jones averaged 14.9 points per game and 6.0 assists per game last season. He led The Summit League in assists and assist/turnover ratio (1.81), while earning All-Summit League second team honors. Jones finished the year 21st in the nation in assists and 29th in free throw percentage (.839).

Jones, Nelson and Kangas Garner Preseason All-League Honors

Senior **Derick Nelson** (6-5, 235) and junior **Johnathon Jones** (5-11, 165) were selected to the preseason all-league first team, while senior Erik Kangas (6-3, 205) was named to the second team.

The Golden Grizzlies return five starters off last year's 17-14, 11-7 (t-3rd) squad, and three letterwinners (**Ricky Bieszki**, **Will Hudson** and **John Kast**). Nelson (17.3 ppg, 7.4 rpg), Jones (14.9 ppg, 6.0 apg) and Kangas (14.6 ppg, 1.7 rpg) are joined by redshirt senior **Dan Waterstradt** (5.7 ppg, 4.5 rpg) and redshirt sophomore **Keith Benson** (5.2 ppg, 3.5 rpg) as returning starters for the Grizzlies. Hudson (3.5 ppg, 3.0 rpg) also made a pair of starts for OU last season.

FIRST TEAM

Ben Woodside, NDSU, G, Sr.
Brett Winkelman, NDSU, F, Sr.
Derick Nelson, Oakland, F, Sr.
Robert Jarvis, Oral Roberts, G, Sr.
Dane Brumagin, UMKC, G, Sr.

Johnathon Jones, Oakland, G, Jr.

SECOND TEAM

Gary Patterson, IUPUI, G, Sr.
Erik Kangas, Oakland, G, Sr.
Kai Williams, SDSU, F, Jr.
Mike Nelson, NDSU, G, Sr.
Marcus Lewis, Oral Roberts, F, Sr.

PLAYER OF THE YEAR

Ben Woodside, NDSU, G, Sr.

OU Inks Drew Valentine in Early Signing Period

Drew Valentine, a senior at Lansing Sexton High School, has signed a National Letter of Intent to come and play basketball at Oakland University, announced head coach Greg Kampe on Thursday morning. Valentine is a 6 foot, 5 inch, 210 pound wing player that is ranked No. 7 in the state of Michigan by *BankHoops.com*.

"He's a great signing for Oakland because he fits our needs," said Kampe. "The thing that we like the most about Drew are his leadership qualities, his athleticism, aggressiveness and he's a very intelligent player. He's a born leader and someone we expect to have a great career at Oakland University."

Valentine was an all-state honorable mention selection as a junior last season, averaging 15.5 points per game and 11.9 rebounds per game. He led Sexton to a perfect 12-0 record in the Capital Area Activities Conference and a No. 6 final ranking in the state.

"They were the first school to offer me before my junior year," said Valentine to *The Oakland Press*. "They showed a lot of loyalty and earned my trust."

Valentine is also an excellent football player at Sexton. He set a single-season school record for passing yards and

helped lead the Big Reds to the CAAC championship and district championship. Due to an injury, he was forced to miss the entire football season this year, but should be playing basketball in January.

Catch Grizz Talk with Dave Pemberton

Dave Pemberton hosts a weekly show for *The Oakland Press* on Oakland Basketball. Catch each episode at www.pembertonpoint.blogspot.com/search/label/Oakland%20basketball.

On Tap

The Grizzlies will host North Dakota State on Friday night in the O'Rena. Game time is set for 7 p.m.

Oakland will then hit the road again for games at Centenary (Jan. 8) and Oral Roberts (Jan. 10).

OU starting lineups, points and percent of offense

Opponent	OU starting lineup	Lineup Record	Points	% of Offense	W/L
at Cleveland State	Benson, Waterstradt, Cushingberry, Jones, Kangas	0-1	42	76	L
at Oregon	Benson, Waterstradt, Cushingberry, Jones, Kangas	1-1	70	85	W
at Syracuse	Benson, Waterstradt, Cushingberry, Jones, Kangas	1-2	40	61	L
at Iowa	Hudson, Benson, Cushingberry, Jones, Kangas	0-1	52	79	L
at K-State	Hudson, Benson, Cushingberry, Jones, Kangas	0-2	40	63	L
vs. Delaware State !	Hudson, Benson, Samuels, Jones, Maynard	1-0	54	72	W
vs. SE Missouri State !	Hudson, Benson, Jones, Kangas, Maynard	1-0	52	64	W
at Southern Utah*	Hudson, Benson, Jones, Kangas, Maynard	1-1	46	70	L
at UMKC*	Hudson, Benson, Cushingberry, Jones, Kangas	1-2	65	77	W
TOLEDO	Hudson, Benson, Cushingberry, Jones, Kangas	2-2	51	76	W
ROCHESTER COLLEGE	Benson, Waterstradt, Cushingberry, Jones, Kangas	2-2	60	68	W
at Green Bay	Hudson, Benson, Cushingberry, Jones, Kangas	3-2	64	81	W
vs. Michigan @	Benson, Waterstradt, Cushingberry, Jones, Kangas	2-3	69	91	L
at Eastern Michigan	Benson, Waterstradt, Cushingberry, Jones, Kangas	3-3	57	86	W
vs. #11/18 MSU @	Nelson, Waterstradt, Benson, Jones, Kangas	0-1	48	73	L
SOUTH DAKOTA STATE*	Benson, Waterstradt, Cushingberry, Jones, Kangas	4-3	60	70	W
NORTH DAKOTA STATE*					
at Centenary*					
at Oral Roberts*					
at IPFW*					
IUPUI*					
WESTERN ILLINOIS*					
at North Dakota State*					
at South Dakota State*					
ORAL ROBERTS*					
CENTENARY*					
IPFW*					
at Western Illinois*					
at IUPUI*					
SOUTHERN UTAH*					
UMKC*					





Senior
Forward • 6-5, 235
Lansing, Mich.
Everitt/Bridgton Academy (Maine) #1

derick NELSON

Did you know?

D-Nel is just one double-double away from tying the Division I school record.



2008-09 Highlights

- Preseason first team All-Summit League selection
- Made his season debut at Eastern Michigan (12/22) after breaking his foot on Nov. 13 ... Went 0-for-3 from the floor, grabbing two rebounds and adding one assist
- Played nine minutes versus Michigan State, going 0-for-2 from the floor and committed three turnovers
- Decision was made on Dec. 30 to take medical redshirt due to pain in foot

Nelson's Game-by-Game

2008-09												
Game	MP	FG	3FG	FT	Reb	PF	A	TO	Blk	ST	Pts	
Cleveland State												-DNP Injury-
Oregon												-DNP Injury-
Syracuse												-DNP Injury-
Iowa												-DNP Injury-
Kansas State												-DNP Injury-
Delaware State												-DNP Injury-
Southeast Missouri State												-DNP Injury-
Southern Utah*												-DNP Injury-
UMKC*												-DNP Injury-
TOLEDO												-DNP Injury-
ROCHESTER COLLEGE												-DNP Injury-
Green Bay												-DNP Injury-
MICHIGAN#												-DNP Injury-
Eastern Michigan	8	0-3	0-1	0-0	2-0-2	2	1	2	0	0	0	
MICHIGAN STATE#+	9	0-2	0-2	0-0	0-0-0	2	0	3	0	0	0	
SOUTH DAKOTA STATE*												-DNP Injury-
NORTH DAKOTA STATE*												-DNP Injury-
Centenary*												-DNP Injury-
Oral Roberts*												-DNP Injury-
IPFW*												-DNP Injury-
IUPUI*												-DNP Injury-
WESTERN ILLINOIS*												-DNP Injury-
North Dakota State*												-DNP Injury-
South Dakota State*												-DNP Injury-
ORAL ROBERTS*												-DNP Injury-
CENTENARY*												-DNP Injury-
IPFW*												-DNP Injury-
Western Illinois*												-DNP Injury-
IUPUI*												-DNP Injury-
SOUTHERN UTAH*												-DNP Injury-
UMKC*												-DNP Injury-


+ Game Started; *Summit League game; #Game at The Palace

Career Highs		2008-09 Season Highs	
Points 31 (2x). Last at Michigan (12/12/07)	Rebounds 14. (3x). Last at UMKC (3/1/08)	Points 2 at Eastern Michigan (12/22/08)	Rebounds 2 at Eastern Michigan (12/22/08)
Assists 5. (5x). Last at Xavier (11/24/07)	Field Goals 11 at Michigan (12/12/07)	Assists 1 at Eastern Michigan (12/22/08)	Field Goals 3 at Eastern Michigan (12/22/08)
Field Goal Attempts 29 vs. Duquesne (11/20/07)	Field Goal Attempts 29 vs. Duquesne (11/20/07)	3-Pt. Field Goals 2 vs. Michigan State (12/27/08)	3-Pt. Field Goal Attempts 2 vs. Michigan State (12/27/08)
3-Pt. Field Goals 3. (3x). Last vs. UMKC (12/6/07)	3-Pt. Field Goal Attempts 7. (2x). Last vs. Western Ill. (2/8/07)	Free Throws 12 vs. Duquesne (11/26/05)	Free Throws 9 vs. Michigan State (12/27/08)
3-Pt. Field Goal Attempts 7. (2x). Last vs. Western Ill. (2/8/07)	Free Throws 12 vs. Duquesne (11/26/05)	Free Throw Attempts 17 vs. Oregon (12/22/07)	Free Throw Attempts 17 vs. Oregon (12/22/07)
Free Throws 12 vs. Duquesne (11/26/05)	Free Throw Attempts 17 vs. Oregon (12/22/07)	Steals 5 vs. Adrian (11/1/07)	Steals 5 vs. Adrian (11/1/07)
Free Throw Attempts 17 vs. Oregon (12/22/07)	Steals 5 vs. Adrian (11/1/07)	Blocks 1. (9x). Last at South Dakota St. (1/3/08)	Blocks 1. (9x). Last at South Dakota St. (1/3/08)
Steals 5 vs. Adrian (11/1/07)	Blocks 1. (9x). Last at South Dakota St. (1/3/08)	Minutes 40. (2x). Last vs. Oral Roberts (1/10/08)	Minutes 9 vs. Michigan State (12/27/08)
Blocks 1. (9x). Last at South Dakota St. (1/3/08)	Minutes 40. (2x). Last vs. Oral Roberts (1/10/08)	Miscellaneous	
Minutes 40. (2x). Last vs. Oral Roberts (1/10/08)	Miscellaneous		Double-Figure Scoring0
Miscellaneous		20-Point scoring.....0	Double-Figure Rebounds.....0
Double-Figure Scoring58	20-Point scoring.....13	Double-Figure Rebounds.....14	Double-Doubles0
20-Point scoring.....13	Double-Figure Rebounds.....14	Double-Doubles13	
Double-Figure Rebounds.....14	Double-Doubles13		

Nelson's Career Stats

Year	GP	GS	Min	Avg	Total			3-Point			FT	FTA	Pct	Rebounds			PF	FO	Ast	TO	Blk	Stl	Pts	Avg	
					FG	FGA	Pct	FG	FGA	Pct				Off	Def	Tot									
2005-06	29	25	647	22.3	76	181	.420	4	18	.222	81	116	.698	70	94	164	5.7	55	0	45	77	2	31	237	8.2
2006-07	33	19	911	27.6	111	249	.446	26	76	.342	86	110	.782	70	167	237	7.2	68	2	60	77	6	32	334	10.1
2007-08	31	31	1050	33.9	176	395	.446	19	59	.322	164	257	.638	102	128	230	7.4	81	2	48	87	2	54	535	17.3
2008-09	2	1	17	8.5	0	5	.000	0	3	.000	0	0	.000	2	0	2	1.0	4	0	1	5	0	0	0	0.0
TOTAL	95	76	2625	27.6	363	831	.437	49	156	.314	331	483	.685	244	389	633	6.7	208	4	154	246	10	117	1106	11.6





Sophomore
Forward • 6-9, 225
Madison, Wis.
Middleton

#4

will HUDSON

Did you know?

Will dislocated his finger in the preseason and has been playing with it every since.



2008-09 Highlights

- Had a strong showing off the bench versus South Dakota State (12/31), scoring 10 points while grabbing three rebounds
- Led OU on the glass at Green Bay (12/18), grabbing a career-high 11 rebounds (7 offensive) and posting a career-high four steals in a career-high 32 minutes
- Reached career highs in points (13) and assists (3) at Syracuse (11/21)
- Played a career-high 32 minutes at Iowa (11/23), ending with six points and five boards
- Had a then season-high six rebounds in the season opener at Cleveland State (11/15)
- Had a season-best two blocks at Oregon (11/17)
- Tallied a career-best two dunks in a single game versus Southeast Missouri State (11/29)
- Matched a career-high with three assists at UMKC (12/4)

Hudson's Game-by-Game

Game	2008-09												
	MP	FG	3FG	FT	Reb	PF	A	TO	Blk	ST	Pts		
Cleveland State	17	3-5	0-0	0-0	2-4-6	2	0	0	1	0	6		
Oregon	27	2-4	0-0	0-0	1-3-4	4	1	1	2	2	4		
Syracuse	28	3-5	0-0	7-9	1-3-4	4	3	1	0	1	13		
Iowa +	32	3-6	0-0	0-0	3-2-5	5	1	3	2	2	6		
Kansas State +	27	2-4	0-0	2-4	0-3-3	2	0	1	1	0	6		
Delaware State +	20	2-3	0-0	0-0	1-1-2	2	2	3	0	0	4		
Southeast Missouri State +	26	3-5	0-0	2-2	0-4-4	3	1	3	1	1	8		
Southern Utah* +	12	0-1	0-0	0-0	0-1-1	5	1	1	1	0	0		
UMKC* +	21	2-4	0-0	0-0	4-1-5	4	3	2	1	1	4		
TOLEDO +	11	1-1	0-0	0-2	1-1-2	0	1	1	1	0	2		
ROCHESTER COLLEGE	14	2-3	0-0	4-6	2-1-3	1	1	0	0	2	8		
Green Bay +	32	3-4	0-0	0-2	7-4-11	4	1	1	1	4	6		
MICHIGAN#	9	0-0	0-0	3-4	0-2-2	2	0	2	0	1	3		
Eastern Michigan	11	0-1	0-0	2-4	2-0-2	5	0	1	0	0	2		
MICHIGAN STATE#	6	1-1	0-0	0-0	0-1-1	1	0	1	0	0	2		
SOUTH DAKOTA STATE*	11	5-7	0-0	0-0	3-0-3	2	0	0	1	0	10		
NORTH DAKOTA STATE*													
Centenary*													
Oral Roberts*													
IPFW*													
IUPUI*													
WESTERN ILLINOIS*													
North Dakota State*													
South Dakota State*													
ORAL ROBERTS*													
CENTENARY*													
IPFW*													
Western Illinois*													
IUPUI*													
SOUTHERN UTAH*													
UMKC*													

+ Game Started; *Summit League game; #Game at The Palace

Career Highs	2008-09 Season Highs
Points 13 at Syracuse (11/21/08)	Points 13 at Syracuse (11/21/08)
Rebounds 11 at Green Bay (12/18/08)	Rebounds 11 at Green Bay (12/18/08)
Assists 3 (2x), Last at UMKC (12/4/08)	Assists 3 (2x), Last at UMKC (12/4/08)
Field Goals 5 (4x), Last vs. SD State (12/31/08)	Field Goals 5 vs. SD State (12/31/08)
Field Goal Attempts 9 at Centenary (2/9/08)	Field Goal Attempts 7 vs. SD State (12/31)
3-Pt. Field Goals	3-Pt. Field Goals
3-Pt. Field Goal Attempts 1 vs. Western Ill. (3/9/08)	3-Pt. Field Goal Attempts
Free Throws 7 at Syracuse (11/21/08)	Free Throws 7 at Syracuse (11/21/08)
Free Throw Attempts 9 at Syracuse (11/21/08)	Free Throw Attempts 9 at Syracuse (11/21/08)
Steals 4 at Green Bay (12/18/08)	Steals 4 at Green Bay (12/18/08)
Blocks 3 vs. Adrian (11/1/07)	Blocks 2 (2x), Last at Iowa (11/23/08)
Minutes 32 (2x), Last at Green Bay (12/18/08)	Minutes 32 (2x), Last at Green Bay (12/18/08)
Miscellaneous Double-Figure Scoring 5 20-Point scoring..... 0 Double-Figure Rebounds..... 1	Miscellaneous Double-Figure Scoring 2 20-Point scoring..... 0 Double-Figure Rebounds..... 1

Hudson's Career Stats

Year	GP	GS	Min	Total			3-Point			Rebounds			PF	FO	Ast	TO	Blk	Stl	Pts	Avg					
				FG	FGA	Pct	FG	FGA	Pct	FT	FTA	Pct									Off	Def	Tot	Avg	
2007-08	31	2	380	12.3	42	79	.532	0	1	.000	23	40	.575	47	47	94	3.0	43	0	5	18	13	10	107	3.5
2008-09	16	8	304	19.0	32	55	.582	0	0	.000	20	33	.606	27	31	58	3.6	46	3	15	21	12	14	84	5.3
TOTAL	47	10	684	14.6	74	134	.552	0	1	.000	43	73	.589	74	78	152	3.2	89	3	20	39	25	24	191	4.1





**Freshman
Guard • 6-0, 215
Washington, D.C.
Patterson (N.C.) #12**

matt SAMUELS

Did you know?



Matt has lived in six different states and is the first of his family to live in the United States, with his family hailing from Guiana, in South America.

2008-09 Highlights

- Played 14 minutes versus South Dakota State (12/31), dishing out two assists and tallying two points
- Returned to the lineup after missing the Rochester College game (12/14) with an ankle injury, playing eight minutes at Green Bay (12/18), adding one assist
- Scored a career-high 10 points at UMKC (12/4), going 4-for-4 from the free throw line
- Made his first collegiate start versus Delaware State (11/28), tallying a season-high three rebounds and three assists in a season-high 20 minutes
- Posted nine points and three assists at Kansas State (11/25)

Samuels' Game-by-Game

2008-09												
Game	MP	FG	3FG	FT	Reb	PF	A	TO	Blk	ST	Pts	
Cleveland State	9	0-1	0-0	0-0	0-1-1	3	1	3	0	0	0	
Oregon	11	1-3	0-1	0-0	0-1-1	0	3	2	0	0	2	
Syracuse	14	2-5	0-1	0-2	2-1-3	0	2	2	0	0	4	
Iowa	5	1-1	0-0	0-0	1-0-1	1	0	1	0	0	2	
Kansas State	15	4-6	0-0	1-1	0-0-0	1	3	2	0	2	9	
Delaware State +	20	2-4	0-1	0-0	1-2-3	2	3	2	0	0	4	
Southeast Missouri State	11	3-3	0-0	2-7	2-1-3	1	1	0	0	0	8	
Southern Utah*	4	0-1	0-0	0-2	1-0-1	0	0	1	0	0	0	
UMKC*	17	3-4	0-0	4-4	0-1-1	2	2	1	0	1	10	
TOLEDO	16	0-2	0-0	0-1	1-0-1	0	1	1	0	0	0	
ROCHESTER COLLEGE	-DNP Injury-											
Green Bay	8	0-1	0-0	0-0	0-0-0	0	1	2	0	0	0	
MICHIGAN#	5	1-3	0-0	0-2	1-0-1	0	0	0	0	0	2	
Eastern Michigan	11	1-1	0-0	0-0	0-1-1	3	1	1	0	0	2	
MICHIGAN STATE#	-DNP Coaches Decision-											
SOUTH DAKOTA STATE*	14	1-1	0-0	0-0	0-0-0	1	2	1	0	1	2	
NORTH DAKOTA STATE*												
Centenary*												
Oral Roberts*												
IPFW*												
IUPUI*												
WESTERN ILLINOIS*												
North Dakota State*												
South Dakota State*												
ORAL ROBERTS*												
CENTENARY*												
IPFW*												
Western Illinois*												
IUPUI*												
SOUTHERN UTAH*												
UMKC*												

+ Game Started; *Summit League game; #Game at The Palace

Career Highs				2008-09 Season Highs			
Points	10 at UMKC (12/4/08)	Points	10 at UMKC (12/4/08)				
Rebounds	3 (3x). Last vs. SEMO (11/29/08)	Rebounds	3 (3x). Last vs. SEMO (11/29/08)				
Assists	3 (3x). Last vs. Delaware St. (11/28/08)	Assists	3 (3x). Last vs. Delaware St. (11/28/08)				
Field Goals	4 at K-State (11/25/08)	Field Goals	4 at K-State (11/25/08)				
Field Goal Attempts	6 at K-State (11/25/08)	Field Goal Attempts	6 at K-State (11/25/08)				
3-Pt. Field Goals		3-Pt. Field Goals					
3-Pt. Field Goal Attempts	1 (3x). Last vs. Delaware St. (11/28/08)	3-Pt. Field Goal Attempts	1 (3x). Last vs. Delaware St. (11/28/08)				
Free Throws	4 at UMKC (12/4/08)	Free Throws	4 at UMKC (12/4/08)				
Free Throw Attempts	7 vs. SEMO (11/29/08)	Free Throw Attempts	7 vs. SEMO (11/29/08)				
Steals	2 at K-State (11/25/08)	Steals	2 at K-State (11/25/08)				
Blocks		Blocks					
Minutes	20 vs. Delaware St. (11/28/08)	Minutes	20 vs. Delaware St. (11/28/08)				
Miscellaneous		Miscellaneous					
Double-Figure Scoring	1	Double-Figure Scoring	1				
20-Point scoring.....	0	20-Point scoring.....	0				
Double-Figure Rebounds.....	0	Double-Figure Rebounds.....	0				

Samuels' Career Stats

Year	GP	GS	Min	Avg	Total			3-Point			FT	FTA	Pct	Rebounds			PF	FO	Ast	TO	Blk	Std	Pts	Avg	
					FG	FGA	Pct	FG	FGA	Pct				Off	Def	Tot									
2008-09	14	1	158	11.3	19	36	.528	0	3	.000	7	19	.368	9	8	17	1.2	14	0	20	19	0	4	45	3.2





Freshman
Center • 7-0, 255
Nis, Serbia
Milestone Christian
Academy (K.C.) #20
ilija MILUTINOVIC



Did you know?

Ilija won a bronze medal with U18 national team in Mannheim, Germany in 2006.

2008-09 Highlights

- Sprained his ankle on Dec. 21 and is day-to-day
- Grabbed a career-high 10 rebounds, nine defensive, versus Rochester College (12/14), scoring seven points
- Tied his season-best in rebounds with two versus Toledo (12/7) career high of four points versus Southeast Missouri State (11/29), going 2-for-2 from the floor
- Grabbed a career-high two rebounds at Kansas State (11/25)
- Drilled a 3-pointer at Syracuse (11/21)

Milutinovic's Game-by-Game

2008-09												
Game	MP	FG	3FG	FT	Reb	PF	A	TO	Blk	St	Pts	
Cleveland State	-DNP Coaches Decision-											
Oregon	7	0-1	0-1	0-0	0-0-0	0	0	0	0	0	0	
Syracuse	12	1-4	1-1	1-2	0-1-1	4	2	2	1	0	4	
Iowa	4	0-0	0-0	0-0	0-0-0	1	0	0	0	0	0	
Kansas State	7	0-0	0-0	2-2	0-2-2	1	0	1	0	0	2	
Delaware State	2	0-0	0-0	0-0	0-0-0	0	0	1	0	0	0	
Southeast Missouri State	7	2-2	0-0	0-0	1-0-1	3	0	1	0	0	4	
Southern Utah*	11	1-2	0-0	0-0	0-0-0	1	0	0	0	1	2	
UMKC*	3	0-0	0-0	0-0	0-1-1	0	0	0	0	0	0	
TOLEDO	4	1-2	0-0	0-0	2-0-2	0	0	0	0	0	2	
ROCHESTER COLLEGE	14	3-3	1-1	0-0	1-9-10	4	0	3	1	0	7	
Green Bay	1	0-0	0-0	0-0	0-0-0	1	0	1	0	0	0	
MICHIGAN#	2	0-1	0-0	0-0	0-1-1	0	0	1	0	0	0	
Eastern Michigan	-DNP Injury-											
MICHIGAN STATE#	-DNP Injury-											
SOUTH DAKOTA STATE*	-DNP Injury-											
NORTH DAKOTA STATE*												
Centenary*												
Oral Roberts*												
IPFW*												
IUPUI*												
WESTERN ILLINOIS*												
North Dakota State*												
South Dakota State*												
ORAL ROBERTS*												
CENTENARY*												
IPFW*												
Western Illinois*												
IUPUI*												
SOUTHERN UTAH*												
UMKC*												

+ Game Started; *Summit League game; #Game at The Palace

Career Highs		2008-09 Season Highs	
Points	7 vs. Rochester College (12/14/08)	Points	7 vs. Rochester College (12/14/08)
Rebounds	10 vs. Rochester College (12/14/08)	Rebounds	10 vs. Rochester College (12/14/08)
Assists	2 at Syracuse (11/21/08)	Assists	2 at Syracuse (11/21/08)
Field Goals	3 vs. Rochester College (12/14/08)	Field Goals	3 vs. Rochester College (12/14/08)
Field Goal Attempts	4 at Syracuse (11/21/08)	Field Goal Attempts	4 at Syracuse (11/21/08)
3-Pt. Field Goals	1 (2x). Last vs. RC (12/14/08)	3-Pt. Field Goals	1 (2x). Last vs. RC (12/14/08)
3-Pt. Field Goal Attempts	1 (2x). Last vs. RC (12/14/08)	3-Pt. Field Goal Attempts	1 (2x). Last vs. RC (12/14/08)
Free Throws	2 at K-State (11/25/08)	Free Throws	2 at K-State (11/25/08)
Free Throw Attempts	2 (2x). Last at K-State (11/25/08)	Free Throw Attempts	2 (2x). Last at K-State (11/25/08)
Steals	1 (2x). Last at SUU (12/2/08)	Steals	1 (2x). Last at SUU (12/2/08)
Blocks	1 (2x). Last vs. RC (12/14/08)	Blocks	1 (2x). Last vs. RC (12/14/08)
Minutes	14 vs. Rochester College (12/14/08)	Minutes	14 vs. Rochester College (12/14/08)
Miscellaneous		Miscellaneous	
Double-Figure Scoring	0	Double-Figure Scoring	0
20-Point scoring.....	0	20-Point scoring.....	0
Double-Figure Rebounds.....	1	Double-Figure Rebounds.....	1

Milutinovic's Career Stats

Year	GP	GS	Min	Avg	Total			3-Point			FT	FTA	Pct	Rebounds			PF	FO	Ast	TO	Blk	Std	Pts	Avg	
					FG	FGA	Pct	FG	FGA	Pct				Off	Def	Tot									
2008-09	12	0	74	6.2	8	15	.533	2	3	.667	3	4	.750	4	14	18	1.5	15	0	2	10	2	2	21	1.8





Senior
Guard • 6-2, 190
Shelby Township, Mich.
Notre Dame Prep

#21

ricky BIESZKI

Did you know?

Ricky was a walk-on as a freshman but earned a scholarship this past year.



2008-09 Highlights

- Scored a career-high three points on 1-of-3 shooting from behind the arc vs. Rochester College (12/14) in a career-high 10 minutes

Bieszki's Game-by-Game

2008-09												
Game	MP	FG	3FG	FT	Reb	PF	A	TO	Blk	ST	Pts	
Cleveland State												-DNP Coaches Decision-
Oregon												-DNP Coaches Decision-
Syracuse	1	0-0	0-0	0-0	0-0-0	0	0	0	0	0	0	
Iowa	0+	0-0	0-0	0-0	0-0-0	0	0	0	0	0	0	
Kansas State												-DNP Coaches Decision-
Delaware State												-DNP Coaches Decision-
Southeast Missouri State												-DNP Coaches Decision-
Southern Utah*												-DNP Coaches Decision-
UMKC*												-DNP Coaches Decision-
TOLEDO												-DNP Coaches Decision-
ROCHESTER COLLEGE	10	1-3	1-3	0-0	0-0-0	1	0	2	0	1	3	
Green Bay												-DNP Coaches Decision-
MICHIGAN#												-DNP Coaches Decision-
Eastern Michigan	1	0-1	0-0	0-0	0-0-0	0	0	0	0	0	0	
MICHIGAN STATE#	1	0-0	0-0	0-0	0-0-0	0	0	0	0	0	0	
SOUTH DAKOTA STATE*												-DNP Coaches Decision-
NORTH DAKOTA STATE*												
Centenary*												
Oral Roberts*												
IPFW*												
IUPUI*												
WESTERN ILLINOIS*												
North Dakota State*												
South Dakota State*												
ORAL ROBERTS*												
CENTENARY*												
IPFW*												
Western Illinois*												
IUPUI*												
SOUTHERN UTAH*												
UMKC*												

+ Game Started; *Summit League game; #Game at The Palace

Career Highs	2008-09 Season Highs
Points 3 vs. Rochester College (12/14/08)	Points 3 vs. Rochester College (12/14/08)
Rebounds 1, (3x), Last vs. Adrian (11/1/07)	Rebounds
Assists 1 vs. Adrian (11/1/07)	Assists
Field Goals 1 (2x), Last vs. RC (12/14/08)	Field Goals 1 vs. Rochester College (12/14/08)
Field Goal Attempts 3 vs. Rochester College (12/14/08)	Field Goal Attempts 3 vs. Rochester College (12/14/08)
3-Pt. Field Goals 1 vs. Rochester College (12/14/08)	3-Pt. Field Goals 1 vs. Rochester College (12/14/08)
3-Pt. Field Goal Attempts 3 vs. Rochester College (12/14/08)	3-Pt. Field Goal Attempts 3 vs. Rochester College (12/14/08)
Free Throws 2 vs. Western Illinois (2/23/08)	Free Throws
Free Throw Attempts 2 vs. Western Illinois (2/23/08)	Free Throw Attempts
Steals 2 vs. Adrian (11/1/08)	Steals 1 vs. Rochester College (12/14/08)
Blocks 0	Blocks
Minutes 10 vs. Rochester College (12/14/08)	Minutes 10 vs. Rochester College (12/14/08)
Miscellaneous Double-Figure Scoring0 20-Point scoring.....0 Double-Figure Rebounds.....0	Miscellaneous Double-Figure Scoring0 20-Point scoring.....0 Double-Figure Rebounds.....0

Bieszki's Career Stats

Year	GP	GS	Min	Avg	Total			3-Point			FT	FTA	Pct	Rebounds				PF	FO	Ast	TO	Blk	Stl	Pts	Avg
					FG	FGA	Pct	FG	FGA	Pct				Off	Def	Tot	Avg								
2005-06	7	0	18	2.6	0	2	.000	0	2	.000	0	0	.000	0	1	1	0.1	1	0	0	0	0	2	0	0.0
2006-07	10	0	18	1.8	0	2	.000	0	2	.000	0	0	.000	0	1	1	0.1	2	0	0	0	0	1	0	0.0
2007-08	2	0	8	4.0	1	2	.500	0	0	.000	2	2	1.000	1	0	1	0.5	2	0	1	1	0	2	4	2.0
2008-09	5	0	13	2.6	1	4	.250	1	3	.333	0	0	.000	0	0	0	0.0	1	0	0	2	0	1	3	0.6
TOTAL	24	0	57	2.4	2	10	.200	1	7	.143	2	2	1.000	1	2	3	0.1	6	0	1	3	0	6	7	0.3





**Freshman
Guard • 6-4, 225
Romeo, Mich.
Romeo**

#22

blake CUSHINGBERRY

Did you know?

Blake, or better known as CUSH, began the year 0-for-16 from behind the arc.



2008-09 Highlights

- Drilled a season-high three treys versus Michigan State (12/27), finishing 3-for-6 from long range and with nine points
- Scored a career-high 14 points off the bench at Southern Utah (12/2)
- Had his best performance for Oakland versus Delaware State (11/28), going 3-for-5 from long range and finishing with a career-high 11 points in 25 minutes
- Reached double figures for the second straight game versus Southeast Missouri State (11/29), finishing with 10 points after going a career-best 5-for-7 from the free throw line
- Matched a career-high five rebounds at Iowa (11/23)
- Dished out a career-high five assists and tallied a career-high three steals vs. Rochester College (12/14)

Cushingberry's Game-by-Game

Game	2008-09										
	MP	FG	3FG	FT	Reb	PF	A	TO	Blk	ST	Pts
Cleveland State +	33	0-3	0-2	1-2	0-3-3	1	1	1	0	0	1
Oregon +	26	3-10	0-5	3-4	2-3-5	4	0	1	0	2	9
Syracuse +	23	2-7	0-3	0-2	2-0-2	3	1	1	0	2	4
Iowa +	37	3-5	0-2	0-1	0-5-5	5	2	0	0	0	6
Kansas State +	16	0-4	0-4	0-0	0-4-4	1	0	1	0	1	0
Delaware State	25	3-6	3-5	2-2	1-2-3	0	1	1	0	1	11
Southeast Missouri State	25	2-4	1-2	5-7	1-3-4	2	2	1	0	0	10
Southern Utah*	23	5-11	3-8	1-2	0-0-0	4	0	1	0	0	14
UMKC* +	23	3-9	1-5	2-3	1-2-3	4	1	0	0	1	9
TOLEDO +	25	1-4	1-3	0-0	1-1-2	0	2	1	0	0	3
ROCHESTER COLLEGE +	28	3-8	2-7	0-2	1-0-1	3	5	3	0	3	8
Green Bay +	27	2-4	2-4	0-0	0-3-3	1	0	1	0	0	6
MICHIGAN# +	23	3-9	3-7	0-0	1-0-1	1	4	1	0	1	9
Eastern Michigan +	25	0-7	0-4	0-1	2-1-3	0	1	1	0	0	0
MICHIGAN STATE#	32	3-7	3-6	0-0	0-2-2	0	2	1	0	2	9
SOUTH DAKOTA STATE*	26	1-3	0-2	0-2	0-0-0	3	2	0	0	1	2
NORTH DAKOTA STATE*											
Centenary*											
Oral Roberts*											
IPFW*											
IUPUI*											
WESTERN ILLINOIS*											
North Dakota State*											
South Dakota State*											
ORAL ROBERTS*											
CENTENARY*											
IPFW*											
Western Illinois*											
IUPUI*											
SOUTHERN UTAH*											
UMKC*											

+ Game Started; *Summit League game; #Game at The Palace

Career Highs		2008-09 Season Highs	
Points 14 at Southern Utah (12/2/08)	Points 14 at Southern Utah (12/2/08)	Rebounds 5 (2x). Last at Iowa (11/23/08)	Rebounds 5 (2x). Last at Iowa (11/23/08)
Assists 5 vs. Rochester College (12/14/08)	Assists 5 vs. Rochester College (12/14/08)	Field Goals 5 at Southern Utah (12/2/08)	Field Goals 5 at Southern Utah (12/2/08)
Field Goals 5 at Southern Utah (12/2/08)	Field Goals 5 at Southern Utah (12/2/08)	Field Goal Attempts 11 at Southern Utah (12/2/08)	Field Goal Attempts 11 at Southern Utah (12/2/08)
3-Pt. Field Goals 3 (4x). Last vs. MSU (12/27/08)	3-Pt. Field Goals 3 (4x). Last vs. MSU (12/27/08)	3-Pt. Field Goal Attempts 8 at Southern Utah (12/2/08)	3-Pt. Field Goal Attempts 8 at Southern Utah (12/2/08)
Free Throws 5 vs. SEMO (11/29/08)	Free Throws 5 vs. SEMO (11/29/08)	Free Throw Attempts 7 vs. SEMO (11/29/08)	Free Throw Attempts 7 vs. SEMO (11/29/08)
Steals 3 vs. Rochester College (12/14/08)	Steals 3 vs. Rochester College (12/14/08)	Blocks 37 at Iowa (11/23/08)	Blocks 37 at Iowa (11/23/08)
Miscellaneous Double-Figure Scoring 3 20-Point scoring 0 Double-Figure Rebounds 0	Miscellaneous Double-Figure Scoring 3 20-Point scoring 0 Double-Figure Rebounds 0		

Cushingberry's Career Stats

Year	GP	GS	Min	Avg	Total			3-Point			Rebounds			PF	FO	Ast	TO	Blk	Std	Pts	Avg				
					FG	FGA	Pct	FG	FGA	Pct	FT	FTA	Pct									Off	Def	Tot	Avg
2008-09	16	12	417	26.1	34	101	.337	19	69	.275	14	28	.500	13	28	41	2.6	34	1	24	15	0	14	101	6.3





Junior
Guard • 5-11, 165
Okemos, Mich.
Okemos

#23

Johnathon JONES

Did you know?



JJ has started in every game Oakland has played since his arrival in 2006. He is just 3 points shy of the 1,000-point plateau and will join Kangas and Nelson on that list.

2008-09 Highlights

- Preseason Mid-Major All-America selection by *Collegeinsider.com*
- Preseason first team All-Summit League selection
- Named Summit League Player of the Week (11/24) after averaging 23.0 points, 5.0 rebounds, 3.7 assists and 1.7 steals per game for the week
- Ranks second in Summit League with 5.9 assists per game, 36th in the NCAA (as of Dec. 21)
- Is currently 14th in the league with 14.0 ppg
- Has played every minute in four games this year; Oregon-45, Iowa-40, Delaware State-40 and Michigan-40
- Has reached double figures in 13-of-15 games
- Dished out nine assists to four turnovers versus Michigan State (12/27), scoring 10 points
- Scored 13 points with nine assists and no turnovers versus Michigan
- Scored a career-high 32 points at Oregon (11/17)
- Dished out eight assists with no turnovers versus Southeast Missouri State (11/29)
- Grabbed a season-high seven rebounds against the Ducks, one shy of career high
- Had a season-high four steals versus Toledo (12/4), dishing out seven assists to go along with seven turnovers, making a season-high seven free throws in eight attempts
- Just missed a double-double versus Rochester College (12/14), scoring 10 points and tallying nine assists in a season-low 32 minutes of action

Jones' Game-by-Game

Game	2008-09										
	MP	FG	3FG	FT	Reb	PF	A	TO	Blk	ST	Pts
Cleveland State +	38	2-16	0-1	4-5	1-5-6	2	3	6	0	1	8
Oregon +	45	13-23	1-3	5-7	1-6-7	1	1	3	0	0	32
Syracuse +	38	7-23	2-5	0-0	4-1-5	2	4	0	0	3	16
Iowa +	40	8-20	2-4	3-6	1-2-3	1	5	3	0	2	21
Kansas State +	37	7-18	0-2	2-2	1-2-3	0	5	4	0	0	16
Delaware State +	40	3-8	1-2	3-3	1-3-4	3	3	3	0	1	10
Southeast Missouri State +	37	6-13	0-1	1-1	1-3-4	2	8	0	0	0	13
Southern Utah* +	39	6-15	0-2	4-5	0-2-2	1	6	3	0	1	16
UMKC* +	38	4-10	1-4	3-4	1-2-3	3	6	2	0	3	12
TOLEDO +	38	0-5	0-1	7-8	0-3-3	3	7	7	0	4	7
ROCHESTER COLLEGE +	32	4-10	2-5	0-1	1-2-3	1	9	3	0	1	10
Green Bay +	39	4-11	0-3	8-10	1-2-3	4	8	10	0	1	16
MICHIGAN# +	40	6-12	1-3	0-0	2-0-2	1	9	0	0	0	13
Eastern Michigan +	35	6-10	1-2	2-4	0-2-2	0	5	4	0	3	15
MICHIGAN STATE# +	39	3-9	0-2	4-4	0-0-0	3	9	4	1	0	10
SOUTH DAKOTA STATE* +	32	4-14	1-4	0-0	0-3-3	3	6	4	0	1	9
NORTH DAKOTA STATE*											
Centenary*											
Oral Roberts*											
IPFW*											
IUPUI*											
WESTERN ILLINOIS*											
North Dakota State*											
South Dakota State*											
ORAL ROBERTS*											
CENTENARY*											
IPFW*											
Western Illinois*											
IUPUI*											
SOUTHERN UTAH*											
UMKC*											

+ Game Started; *Summit League game; #Game at The Palace

Career Highs		2008-09 Season Highs	
Points 32 at Oregon (11/17/08)		Points 32 at Oregon (11/17/08)	
Rebounds 8 (2x), Last vs. Centenary (1/10/08)		Rebounds 7 at Oregon (11/17/08)	
Assists 13 vs. UMKC (12/6/07)		Assists 9 (3x), Last vs. MSU (12/27/08)	
Field Goals 13 at Oregon (11/17/08)		Field Goals 13 at Oregon (11/17/08)	
Field Goal Attempts 23 (2x), Last at Syracuse (11/21/08)		Field Goal Attempts 23 (2x), Last at Syracuse (11/21/08)	
3-Pt. Field Goals 4 at Xavier (11/28/07)		3-Pt. Field Goals 2 (3x), Last vs. RC (12/14/08)	
3-Pt. Field Goal Attempts 8 (2x), Last at Xavier (11/28/07)		3-Pt. Field Goal Attempts 5 at Syracuse (11/21/08)	
Free Throws 10 (2x), Last vs. Western Ill. (3/9/08)		Free Throws 7 vs. Toledo (12/7/08)	
Free Throw Attempts 12 (2x), vs. Western Illinois (3/9/08)		Free Throw Attempts 8 vs. Toledo (12/7/08)	
Steals 7 vs. Southern Utah (12/8/07)		Steals 4 vs. Toledo (12/7/08)	
Blocks 1 (3x), Last vs. Western Ill. (2/23/08)		Blocks	
Minutes 45 at Oregon (11/17/08)		Minutes 45 at Oregon (11/17)	
Miscellaneous		Miscellaneous	
Double-Figure Scoring 54		Double-Figure Scoring 13	
20-Point scoring 8		20-Point scoring 2	
Double-Figure Assists 2		Double-Figure Rebounds 0	
Double-Doubles 1			

Jones' Career Stats

Year	GP	GS	Min	Avg	Total			3-Point			Rebounds			PF	FO	Ast	TO	Blk	Stl	Pts	Avg				
					FG	FGA	Pct	FG	FGA	Pct	FT	FTA	Pct									Off	Def	Tot	Avg
2006-07	33	33	1118	33.9	108	285	.379	36	86	.419	58	75	.773	16	74	90	2.7	95	5	119	96	6	36	310	9.4
2007-08	31	31	1119	36.1	154	351	.439	36	91	.396	119	138	.862	18	71	89	2.9	79	2	186	103	3	48	463	14.9
2008-09	16	16	607	37.9	83	216	.384	12	43	.279	46	60	.767	15	38	53	3.3	30	0	94	56	1	21	224	14.0
TOTAL	80	80	2844	35.5	345	852	.405	84	220	.382	223	273	.817	49	183	232	2.9	204	7	399	255	10	105	997	12.5





Senior
Guard • 6-3, 205
DeWitt, Mich.
DeWitt

#30

erik KANGAS

Did you know?

Erik became the eighth player in the DI era to reach 1,000 points versus Toledo, scoring a game-high 22. He surpassed last season's rebound total in 14 games this year.



2008-09 Highlights

- Preseason second team All-Summit League selection
- Moved in to seventh all-time in Division I history with 1,136 points, surpassing Derick Nelson (1,106)
- Leads The Summit League with 3.5 treys made per game, 25th in the nation (as of Dec. 21), and free throw percentage (.938)
- His 52 3-pointers is third most in the NCAA
- OU is 6-0 when he leads team in scoring
- Tied a career-high with five assists versus South Dakota State (12/31), scoring a team-high 20 points
- Had a string of 26 straight free throws made snapped at Green Bay (12/18), finishing the game 3-for-4 with a season-high 27 points and four assists, just missing career highs in both by one; Attempted a career-high 21 shots
- Ranks sixth in the league with a 17.2 scoring average
- Is 30-for-32 from the charity stripe
- Has drained a 3-pointer in final minute of games with OU trailing by one at Green Bay and UMKC (12/4) to give OU the lead and eventually the win
- Has scored 20 points or more in four games this season
- Scored a game-high 25 points at Eastern Michigan (12/22), connecting on a season-high six treys
- Scored 22 points on 9-of-15 shooting versus Toledo (12/14)
- Has reached double figures in 12-of-13 games played in, failing to do so at Southern Utah (12/2)
- Drained a 3-pointer with 53 seconds left at UMKC (12/4) to give Oakland a 79-77 lead, finishing with a game-high 19 points
- Drilled six 3-pointers versus Southeast Missouri State (11/29) and finished with 18 points, after missing the prior game due to an ankle injury
- Scored 18 points in win over Oregon (11/17), going 2-of-7 from behind the arc and making all four free throws, including three with 33 seconds left in regulation to give OU a 66-65 lead
- Played in a career-high 43 minutes against the Ducks
- Tallied 19 points in just 24 minutes versus Rochester College (12/14), making 4-of-7 from behind the arc

Kangas' Game-by-Game

Game	2008-09										
	MP	FG	3FG	FT	Reb	PF	A	TO	Blk	ST	Pts
Cleveland State +	34	4-12	3-7	0-0	1-1-2	2	1	5	1	1	11
Oregon +	43	6-17	2-7	4-4	3-1-4	1	2	1	0	2	18
Syracuse +	34	6-14	2-9	1-1	1-4-5	3	3	4	0	1	15
Iowa +	36	6-15	4-11	2-2	1-2-3	1	1	1	0	1	18
Kansas State +	32	3-10	2-6	3-3	2-5-7	4	2	4	0	0	11
Delaware State	-DNP Injury-										
Southeast Missouri State +	36	6-15	6-11	0-0	1-5-6	2	1	3	1	2	18
Southern Utah* +	40	1-5	0-2	3-3	1-3-4	2	1	0	1	1	5
UMKC* +	37	8-19	3-13	0-0	1-3-4	2	1	3	1	1	19
TOLEDO +	35	9-15	4-9	0-0	1-3-4	1	0	2	0	1	22
ROCHESTER COLLEGE +	24	7-13	4-7	1-1	0-2-2	2	3	1	0	0	19
Green Bay +	42	9-21	6-12	3-4	0-1-1	2	4	0	0	1	27
MICHIGAN# +	39	5-15	4-12	1-1	1-1-2	3	1	1	0	0	15
Eastern Michigan +	39	8-17	6-12	3-3	2-0-2	1	2	0	1	1	25
MICHIGAN STATE# +	37	5-9	2-4	3-3	1-3-4	1	2	2	0	1	15
SOUTH DAKOTA STATE* +	36	5-11	4-8	6-7	0-4-4	1	5	0	0	2	20
NORTH DAKOTA STATE*											
Centenary*											
Oral Roberts*											
IPFW*											
IUPUI*											
WESTERN ILLINOIS*											
North Dakota State*											
South Dakota State*											
ORAL ROBERTS*											
CENTENARY*											
IPFW*											
Western Illinois*											
IUPUI*											
SOUTHERN UTAH*											
UMKC*											

+ Game Started; *Summit League game; #Game at The Palace

Career Highs		2008-09 Season Highs	
Points 28 vs. UMKC (1/20/07)	Rebounds 7 (2x). Last at K-State (11/25/08)	Assists 5 (2x). Last vs. SD State (12/31/08)	Field Goals 9 (3x). Last at Green Bay (12/18/08)
Field Goals 9 (3x). Last at Green Bay (12/18/08)	Field Goal Attempts 21 (2x). Last at Green Bay (12/18/08)	3-Pt. Field Goals 6 (3x). Last at EMU (12/22/08)	3-Pt. Field Goal Attempts 13 at UMKC (12/4/08)
3-Pt. Field Goals 8 vs. UMKC (1/20/07)	3-Pt. Field Goal Attempts 17 vs. UMKC (1/20/07)	Free Throws 8 vs. Western Illinois (3/9/08)	Free Throw Attempts 8 vs. Western Illinois (3/9/08)
Free Throws 8 vs. Western Illinois (3/9/08)	Free Throw Attempts 8 vs. Western Illinois (3/9/08)	Steals 3 (5x). Last vs. Southern Utah (12/8/07)	Steals 2 (3x). Last vs. SD State (12/31/08)
Steals 3 (5x). Last vs. Southern Utah (12/8/07)	Blocks 1 (5x). Last at EMU (12/22/08)	Minutes 43 at Oregon (11/17/08)	Minutes 43 at Oregon (11/17/08)
Blocks 1 (5x). Last at EMU (12/22/08)	Minutes 43 at Oregon (11/17/08)	Miscellaneous	
Miscellaneous Double-Figure Scoring 59 20-Point scoring 17 Double-Figure Rebounds 0	Miscellaneous Double-Figure Scoring 13 20-Point scoring 4 Double-Figure Rebounds 0		

Kangas' Career Stats

Year	GP	GS	Min	Avg	Total			3-Point			Rebounds														
					FG	FGA	Pct	FG	FGA	Pct	FT	FTA	Pct	Off	Def	Tot	Avg	PF	FO	Ast	TO	Blk	Stl	Pts	Avg
2005-06	25	2	252	10.1	25	87	.287	17	72	.236	6	7	.857	12	21	33	1.3	11	0	13	12	0	8	73	2.9
2006-07	33	33	1004	30.4	145	329	.441	109	253	.431	26	31	.839	19	61	80	2.4	48	0	45	50	0	32	425	12.9
2007-08	26	16	765	29.4	121	288	.420	87	212	.410	51	59	.864	12	31	43	1.7	29	0	29	39	1	23	380	14.6
2008-09	15	15	544	36.3	88	208	.423	52	130	.400	30	32	.938	16	38	54	3.6	28	0	29	27	5	15	258	17.2
TOTAL	99	66	2563	25.9	379	912	.416	265	667	.397	113	129	.876	59	151	210	2.1	116	0	116	128	6	78	1136	11.5





**Freshman
Guard • 6-7, 220
Lake Orion, Mich.
Lake Orion** **#31**

drew MAYNARD

Did you know?

Drew's older sister Dawn led Grand Valley State to a national title in 2006. He is the second Maynard to attend OU, with his sister Dana graduating in 2004.



2008-09 Highlights

- Led OU off the bench with 14 points on 5-of-8 shooting and a career-high three steals versus South Dakota State (12/31)
- Had two impressive dunks versus Michigan State (12/27), tallying seven points and a career-high two blocks
- Named to Las Vegas Invitational all-tournament team after averaging 16.5 points per game
- Reached career highs in points (21), 3-pointers (3), free throws (4), steals (2) and minutes played (39) versus Delaware State (11/28)
- Grabbed a career-high seven rebounds at Kansas State (11/25) and scored 11 points, reaching double figures for the first time in his collegiate career
- Dished out a career-high two assists at Green Bay (12/18)
- Had a solid collegiate debut at Cleveland State (11/15) before fouling out of the game, scoring seven points on 2-for-3 shooting and grabbed five rebounds

Maynard's Game-by-Game

Game	2008-09										
	MP	FG	3FG	FT	Reb	PF	A	TO	Blk	ST	Pts
Cleveland State	17	2-6	2-3	1-4	3-3-6	5	1	2	0	0	7
Oregon	23	2-6	1-3	1-2	2-2-4	0	0	3	0	0	6
Syracuse	15	2-6	1-3	0-0	0-0-0	3	0	2	0	0	5
Iowa	17	1-2	1-1	0-0	1-2-3	4	1	1	0	0	3
Kansas State	29	3-6	2-3	3-4	6-1-7	3	1	7	0	0	11
Delaware State +	39	7-13	3-7	4-6	1-2-3	1	1	4	0	2	21
Southeast Missouri State +	29	5-7	1-3	0-0	0-3-3	3	0	5	0	1	11
Southern Utah* +	30	7-11	0-4	3-5	1-3-4	3	1	5	0	0	17
UMKC*	9	1-3	0-1	1-2	0-1-1	0	0	1	1	1	3
TOLEDO	20	5-9	2-4	0-0	2-3-5	1	0	0	0	1	12
ROCHESTER COLLEGE	22	2-6	1-5	0-0	0-3-3	4	0	0	0	0	5
Green Bay	29	1-5	1-3	1-2	1-3-4	1	2	2	1	1	4
MICHIGAN#	21	1-7	0-1	0-0	1-0-1	2	0	0	0	0	2
Eastern Michigan	11	1-4	1-3	2-2	0-2-2	0	1	1	0	1	5
MICHIGAN STATE#	20	3-6	1-2	0-1	1-2-3	1	0	1	2	0	7
SOUTH DAKOTA STATE*	20	5-8	1-2	3-3	3-2-5	1	0	2	1	3	14
NORTH DAKOTA STATE*											
Centenary*											
Oral Roberts*											
IPFW*											
IUPUI*											
WESTERN ILLINOIS*											
North Dakota State*											
South Dakota State*											
ORAL ROBERTS*											
CENTENARY*											
IPFW*											
Western Illinois*											
IUPUI*											
SOUTHERN UTAH*											
UMKC*											


+ Game Started; *Summit League game; #Game at The Palace

Career Highs		2008-09 Season Highs	
Points 21 vs. Delaware St. (11/28/08)	Points 21 vs. Delaware St. (11/28/08)	Rebounds 7 at K-State (11/25/08)	Rebounds 7 at K-State (11/25/08)
Assists 2 at Green Bay (12/18/08)	Assists 2 at Green Bay (12/18/08)	Field Goals 7 (2x). Last at SUU (12/2/08)	Field Goals 7 (2x). Last at SUU (12/2/08)
Field Goal Attempts 13 vs. Delaware St. (11/28/08)	Field Goal Attempts 13 vs. Delaware St. (11/28/08)	3-Pt. Field Goals 3 vs. Delaware St. (11/28/08)	3-Pt. Field Goals 3 vs. Delaware St. (11/28/08)
3-Pt. Field Goal Attempts 7 vs. Delaware St. (11/28/08)	3-Pt. Field Goal Attempts 7 vs. Delaware St. (11/28/08)	Free Throws 4 vs. Delaware St. (11/28/08)	Free Throws 4 vs. Delaware St. (11/28/08)
Free Throw Attempts 6 vs. Delaware St. (11/28/08)	Free Throw Attempts 6 vs. Delaware St. (11/28/08)	Steals 3 vs. SD State (12/31/08)	Steals 3 vs. SD State (12/31/08)
Blocks 2 vs. Michigan State (12/27/08)	Blocks 2 vs. Michigan State (12/27/08)	Minutes 39 vs. Delaware St. (11/28/08)	Minutes 39 vs. Delaware St. (11/28/08)
Miscellaneous Double-Figure Scoring 6 20-Point scoring..... 1 Double-Figure Rebounds..... 0	Miscellaneous Double-Figure Scoring 6 20-Point scoring..... 1 Double-Figure Rebounds..... 0		

Maynard's Career Stats

Year	GP	GS	Min	Avg	Total			3-Point			FT	FTA	Pct	Rebounds				PF	FO	Ast	TO	Blk	Std	Pts	Avg
					FG	FGA	Pct	FG	FGA	Pct				Off	Def	Tot	Avg								
2008-09	16	3	351	21.9	48	105	.457	18	48	.375	19	31	.613	22	32	54	3.4	32	1	8	36	5	10	133	8.3





Junior
Guard • 6-2, 175
Clarkston, Mich.
Clarkston

#32

john KAST



Did you know?

John played high school basketball under current IPFW coach Dane Fife's father Dan. He scored a career-high five points vs. Rochester College.

2008-09 Highlights

- Scored first basket of his career against Rochester College (12/14), ending with career highs in points (5), rebounds (3), assists (2) and minutes (8)

Kast's Game-by-Game

2008-09												
Game	MP	FG	3FG	FT	Reb	PF	A	TO	Blk	ST	Pts	
Cleveland State	-DNP Coaches Decision-											
Oregon	-DNP Coaches Decision-											
Syracuse	-DNP Coaches Decision-											
Iowa	-DNP Coaches Decision-											
Kansas State	-DNP Coaches Decision-											
Delaware State	-DNP Coaches Decision-											
Southeast Missouri State	-DNP Coaches Decision-											
Southern Utah*	-DNP Coaches Decision-											
UMKC*	-DNP Coaches Decision-											
TOLEDO	-DNP Coaches Decision-											
ROCHESTER COLLEGE	8	2-3	0-0	1-2	0-0-0	0	2	1	0	0	5	
Green Bay	-DNP Coaches Decision-											
MICHIGAN#	-DNP Coaches Decision-											
Eastern Michigan	1	0-0	0-0	0-0	0-0-0	0	0	0	0	0	0	
MICHIGAN STATE#	1	0-0	0-0	0-0-0	0	0	0	0	0	0	0	
SOUTH DAKOTA STATE*	-DNP Coaches Decision-											
NORTH DAKOTA STATE*	-DNP Coaches Decision-											
Centenary*	-DNP Coaches Decision-											
Oral Roberts*	-DNP Coaches Decision-											
IPFW*	-DNP Coaches Decision-											
IUPUI*	-DNP Coaches Decision-											
WESTERN ILLINOIS*	-DNP Coaches Decision-											
North Dakota State*	-DNP Coaches Decision-											
South Dakota State*	-DNP Coaches Decision-											
ORAL ROBERTS*	-DNP Coaches Decision-											
CENTENARY*	-DNP Coaches Decision-											
IPFW*	-DNP Coaches Decision-											
Western Illinois*	-DNP Coaches Decision-											
IUPUI*	-DNP Coaches Decision-											
SOUTHERN UTAH*	-DNP Coaches Decision-											
UMKC*	-DNP Coaches Decision-											


+ Game Started; *Summit League game; #Game at The Palace

Career Highs					2008-09 Season Highs				
Points	5 vs. Rochester College (12/14/08)	Points	5 vs. Rochester College (12/14/08)						
Rebounds	3 vs. Rochester College (12/14/08)	Rebounds	3 vs. Rochester College (12/14/08)						
Assists	2 vs. Rochester College (12/14/08)	Assists	2 vs. Rochester College (12/14/08)						
Field Goals	2 vs. Rochester College (12/14/08)	Field Goals	2 vs. Rochester College (12/14/08)						
Field Goal Attempts	3 vs. Rochester College (12/14/08)	Field Goal Attempts	3 vs. Rochester College (12/14/08)						
3-Pt. Field Goals	0	3-Pt. Field Goals	0						
3-Pt. Field Goal Attempts	0	3-Pt. Field Goal Attempts	0						
Free Throws	0	Free Throws	0						
Free Throw Attempts	0	Free Throw Attempts	0						
Steals	0	Steals	0						
Blocks	0	Blocks	0						
Minutes	8 vs. Rochester College (12/14/08)	Minutes	8 vs. Rochester College (12/14/08)						
Miscellaneous					Miscellaneous				
Double-Figure Scoring0					Double-Figure Scoring0				
20-Point Scoring0					20-Point Scoring0				
Double-Figure Rebounds.....0					Double-Figure Rebounds.....0				

Kast's Career Stats

Year	GP	GS	Min	Avg	Total			3-Point			FT	FTA	Pct	Rebounds			PF	FO	Ast	TO	Blk	Stl	Pts	Avg
					FG	FGA	Pct	FG	FGA	Pct				Off	Def	Tot								
2007-08	2	0	7	3.5	0	1	.000	0	0	.000	0	0	.000	0	1	1	0.5	0	0	1	0	0	0	0.0
2008-09	3	0	10	3.3	2	3	.667	0	0	.000	1	2	.500	0	0	0	0.0	0	0	2	1	0	0	1.7
TOTAL	5	0	17	3.4	2	4	.500	0	0	.000	1	2	.500	0	1	1	0.2	0	0	3	1	0	0	1.0





Redshirt Sophomore
Center • 6-11, 225
Farmington Hills, Mich.
Detroit
Country Day #34

keith BENSON

Did you know?

Keith "Kito" Benson's uncle Emanuel Leaks played in the NBA for the 76ers (1972) and for the Bullets (1973).



2008-09 Highlights

- Leads the team with two double-doubles; Cleveland State (15 pts., 11 rebs.), Michigan (23 pts., 11 rebs)
- Is 13-for-15 (.867) from the free throw line in last two games
- Ranks second in the league in blocks per game (1.6) and fifth in field goal percentage (.582)
- Has scored in double figures in four straight games, surpassing the 20-point mark three times this year
- Just missed a double-double versus South Dakota State (12/31), scoring 19 points to go with nine rebounds
- Tallied a game-high 20 points to go along with five boards, two steals and a career-high 8-for-9 from the charity stripe versus Michigan State (12/27)
- Reached a career-high with 23 points (9-for-11) versus Michigan (12/20), grabbing 11 boards for a double-double
- Has fouled out of four games this season; Oregon (11/17), Kansas State (11/25), Green Bay (12/18) and Eastern Michigan (12/22)
- Tallied 21 points on 8-of-11 shooting, along with eight rebounds and a season-high four blocks in 28 minutes at UMKC (12/4)
- Fouled out for the third time this season at Green Bay, scoring all nine of his points in the second half to lead OU's come-from-behind victory, adding three blocks
- Tallied 15 points versus Delaware State (11/28), playing in a career-high 33 minutes
- Reached double figures versus Toledo (12/4), scoring 17 points, grabbing nine rebounds and blocking three shots
- Went a perfect 5-for-5 from the floor versus Rochester College (12/14), finishing with 13 points and five boards
- Posted a season-high four blocks against the Vikings, one shy of his career best
- Tallied a season-high two steals at Syracuse (11/21)

Benson's Game-by-Game

Game	2008-09										
	MP	FG	3FG	FT	Reb	PF	A	TO	Blk	ST	Pts
Cleveland State +	23	6-9	0-0	3-4	4-7-11	3	1	1	4	0	15
Oregon +	18	4-6	0-0	2-6	4-4-8	5	2	0	1	1	10
Syracuse +	20	2-7	0-0	1-1	4-1-5	4	0	1	0	2	5
Iowa +	12	0-0	0-0	1-2	0-0-0	0	0	1	0	0	1
Kansas State +	24	1-6	0-0	5-5	3-3-6	5	0	1	0	1	7
Delaware State +	33	6-8	0-0	3-6	2-4-6	3	0	2	0	0	15
Southeast Missouri State +	14	1-3	0-0	0-0	0-3-3	3	0	2	0	0	2
Southern Utah* +	21	4-6	0-0	0-2	1-5-6	2	0	1	2	0	8
UMKC* +	28	8-11	0-0	5-9	3-5-8	3	0	0	0	4	21
TOLEDO +	31	5-12	0-0	7-9	3-6-9	3	0	1	3	1	17
ROCHESTER COLLEGE +	26	5-5	0-0	3-4	1-4-5	2	0	0	1	1	13
Green Bay +	21	4-7	0-0	1-3	1-3-4	5	0	1	3	0	9
MICHIGAN# +	32	9-11	0-0	5-8	3-8-11	2	2	0	2	0	23
Eastern Michigan +	25	3-7	0-0	4-6	4-2-6	5	0	2	2	0	10
MICHIGAN STATE# +	34	6-12	0-0	8-9	2-3-5	4	1	0	1	2	20
SOUTH DAKOTA STATE* +	31	7-12	0-0	5-6	4-5-9	1	0	1	3	1	19
NORTH DAKOTA STATE*											
Centenary*											
Oral Roberts*											
IPFW*											
IUPUI*											
WESTERN ILLINOIS*											
North Dakota State*											
South Dakota State*											
ORAL ROBERTS*											
CENTENARY*											
IPFW*											
Western Illinois*											
IUPUI*											
SOUTHERN UTAH*											
UMKC*											


+ Game Started; *Summit League game; #Game at The Palace

Career Highs	2008-09 Season Highs
Points 23 vs. Michigan (12/20/08)	Points 23 vs. Michigan (12/20/08)
Rebounds 13 vs. UMKC (12/6/07)	Rebounds 11 (2x). Last vs. Michigan (12/20/08)
Assists 2 (2x). Last vs. Michigan (12/20/08)	Assists 2 (2x). Last vs. Michigan (12/20/08)
Field Goals 9 vs. Michigan (12/20/08)	Field Goals 9 vs. Michigan (12/20/08)
Field Goal Attempts 12 (3x). Last vs. SD State (12/31/08)	Field Goal Attempts 12 (3x). Last vs. SD State (12/31/08)
3-Pt. Field Goals -	3-Pt. Field Goals -
3-Pt. Field Goal Attempts -	3-Pt. Field Goal Attempts -
Free Throws 8 vs. Michigan State (12/27/08)	Free Throws 8 vs. Michigan State (12/27/08)
Free Throw Attempts 9 (2x). Last vs. MSU (12/27/08)	Free Throw Attempts 9 (2x). Last vs. MSU (12/27/08)
Steals 3 vs. Duquesne (11/20/07)	Steals 2 at Syracuse (11/21/08)
Blocks 5 vs. Duquesne (11/20/07)	Blocks 4 (2x). Last at UMKC (12/4/08)
Minutes 34 vs. Michigan State (12/27/08)	Minutes 34 vs. Michigan State (12/27/08)
Miscellaneous Double-Figure Scoring15 20-Point scoring.....3 Double-Figure Rebounds.....3 Double-Doubles3	Miscellaneous Double-Figure Scoring 9 20-Point scoring..... 3 Double-Figure Rebounds..... 2 Double-Doubles 2

Benson's Career Stats

Year	GP	GS	Min	Avg	Total			3-Point			FT	FTA	Pct	Rebounds			PF	FO	Ast	TO	Blk	Stl	Pts	Avg	
					FG	FGA	Pct	FG	FGA	Pct				Off	Def	Tot									
2007-08	29	20	389	13.4	54	107	.505	0	0	.000	44	66	.667	35	67	102	3.5	52	1	3	21	40	5	152	5.2
2008-09	16	16	393	24.6	71	122	.582	0	0	.000	53	80	.663	37	65	102	6.4	50	4	6	14	26	9	195	12.2
TOTAL	45	36	782	17.4	125	229	.546	0	0	.000	97	146	.664	72	132	204	4.5	102	5	9	35	66	14	347	7.7





Redshirt Senior
Center • 6-10, 240
Dearborn Heights, Mich.
Redford Catholic
Central/Rutgers #45

dan WATERSTRADT

Did you know?

Dan recorded just his second ever double-double in his last outing vs. Rochester College on Dec. 14, 2008.



2008-09 Highlights

- Is 8-for-15 (.533) from long range in last five games
- Scored 10 points on 4-of-4 shooting versus South Dakota State (12/31) and grabbed six rebounds
- Had nine points and nine rebounds versus Michigan (12/20), just missing a double-double
- Made a career-high three 3-pointers, finishing 3-for-3 behind the arc, scoring a season-high 11 points at Green Bay (12/18); Just missed second straight double-double with nine rebounds
- Scored 10 points and grabbed 10 rebounds for his second career double-double versus Rochester College (12/14) in 22 minutes of action, going 2-of-3 from long range
- Grabbed five or more boards for the fourth straight game at UMKC (12/4), finishing with five and six points
- Was strong off the bench versus Delaware State (11-28), leading Oakland to a come-from-behind win with a season-high 10 points and nine rebounds in the second half
- Continued solid play versus Southeast Missouri State (11/29), scoring seven points on 3-of-6 shooting, grabbing a team-high six rebounds
- Tallied a season-high two assists at Cleveland State (11/15) and Oregon (11/17)

Waterstradt's Game-by-Game

Game	2008-09										
	MP	FG	3FG	FT	Reb	PF	A	TO	Blk	ST	Pts
Cleveland State +	29	2-6	0-3	3-4	2-4-6	1	2	1	0	0	7
Oregon +	25	0-2	0-0	1-2	2-0-2	5	2	1	1	1	1
Syracuse +	15	0-0	0-0	0-0	0-0-0	1	0	1	1	1	0
Iowa	17	0-2	0-1	0-0	0-0-0	2	0	1	0	1	0
Kansas State	13	1-5	0-0	0-0	2-1-3	3	0	0	0	0	2
Delaware State	23	4-5	0-0	2-2	3-6-9	2	0	2	0	0	10
Southeast Missouri State	16	3-6	0-0	1-1	1-5-6	3	1	0	1	1	7
Southern Utah*	20	1-1	0-0	2-2	4-3-7	2	1	2	1	1	4
UMKC*	24	2-3	0-0	2-2	2-3-5	3	1	0	0	1	6
TOLEDO	20	0-2	0-0	2-2	1-5-6	2	2	0	2	0	2
ROCHESTER COLLEGE +	22	2-4	2-3	4-4	1-9-10	1	1	0	1	1	10
Green Bay	26	4-5	3-3	0-0	1-8-9	1	2	1	1	0	11
MICHIGAN# +	29	3-6	0-1	3-4	5-4-9	1	1	0	0	0	9
Eastern Michigan +	33	3-4	0-1	1-2	0-3-3	1	1	1	1	1	7
MICHIGAN STATE# +	21	1-4	1-3	0-0	0-4-4	0	2	2	1	0	3
SOUTH DAKOTA STATE* +	30	4-4	2-2	0-0	3-3-6	1	2	0	0	0	10
NORTH DAKOTA STATE*											
Centenary*											
Oral Roberts*											
IPFW*											
IUPUI*											
WESTERN ILLINOIS*											
North Dakota State*											
South Dakota State*											
ORAL ROBERTS*											
CENTENARY*											
IPFW*											
Western Illinois*											
IUPUI*											
SOUTHERN UTAH*											
UMKC*											

+ Game Started; *Summit League game; #Game at The Palace

Career Highs		2008-09 Season Highs	
Points 12, (2x). Last at IPFW (1/19/08)	Rebounds 12 vs. Rochester College (12/19/07)	Points 11 at Green Bay (12/18/08)	Rebounds 10 vs. Rochester College (12/14/08)
Assists 5 at Western Illinois (1/26/08)	Field Goals 6 vs. Rochester College (12/19/07)	Assists 2 (4x). Last vs. MSU (12/27/08)	Field Goals 4 (3x). Last vs. SD State (12/31/08)
Field Goal Attempts 11 (2x). Last vs. Rochester College (12/19/07)	Field Goal Attempts 11 (2x). Last vs. Rochester College (12/19/07)	Field Goal Attempts 6 (3x). Last vs. Michigan (12/20/08)	Field Goal Attempts 6 (3x). Last vs. Michigan (12/20/08)
3-Pt. Field Goals 3 at Green Bay (12/18/08)	3-Pt. Field Goal Attempts 3 (3x). Last at Green Bay (12/18/08)	3-Pt. Field Goals 3 at Green Bay (12/18/08)	3-Pt. Field Goal Attempts 3 (3x). Last at Green Bay (12/18/08)
Free Throws 4 (4x). Last vs. RC (12/14/08)	Free Throw Attempts 5 vs. Western Illinois (3/9/08)	Free Throws 4 vs. Rochester College (12/14/08)	Free Throw Attempts 4 (3x). Last vs. Michigan (12/20/08)
Steals 2 vs. Notre Dame (3/7/05)	Blocks 4 vs. South Florida (2/26/06)	Steals 1 (7x). Last vs. RC (12/14/08)	Blocks 1 (8x). Last vs. MSU (12/27/08)
Minutes 34 vs. Oregon (12/22/07)	Miscellaneous Double-Figure Scoring 10 20-Point scoring 0 Double-Figure Rebounds 2 Double-Doubles 2	Minutes 29 (2x). Last vs. Michigan (12/20/08)	Miscellaneous Double-Figure Scoring 3 20-Point scoring 0 Double-Figure Rebounds 1 Double-Doubles 1

Waterstradt's Career Stats

Year	GP	GS	Min	Avg	Total			3-Point			FT	FTA	Pct	Rebounds			PF	FO	Ast	TO	Blk	Stl	Pts	Avg	
					FG	FGA	Pct	FG	FGA	Pct				Off	Def	Tot									Avg
2004-05*	28	0	334	11.9	32	78	.410	0	7	.000	3	7	.429	35	36	71	2.5	34	0	13	16	14	8	67	2.4
2005-06*	26	0	163	6.3	16	32	.500	0	0	.000	5	9	.556	12	22	34	1.3	27	0	5	12	8	2	37	1.4
2007-08	31	22	590	19.0	74	164	.451	1	3	.333	27	33	.818	55	85	140	4.5	67	3	18	24	15	13	176	5.7
2008-09	16	8	363	22.7	30	59	.508	8	17	.471	21	25	.840	27	58	85	5.3	29	1	18	12	10	8	89	5.6
All*	101	30	1450	14.4	152	333	.456	9	27	.333	56	74	.757	129	201	330	3.3	157	4	54	64	47	31	369	3.7





2008-09 Superlatives

INDIVIDUAL SUPERLATIVES

	OAKLAND	OPPONENT
Points Scored	32, Johnathon Jones at Oregon (11/17)	35, Tyler Quinney, Southern Utah (12/2)
Total Field Goals	13, Johnathon Jones at Oregon (11/17)	11, Tyler Quinney, Southern Utah (12/2)
Total FGs Attempted	23, Johnathon Jones at Oregon (11/17) 23, Johnathon Jones at Syracuse (11/21)	17 (5x), Last by Adrian Schaffer, RC (12/14)
Highest FG Pct. (min. 5)	1.000 (5-5), Keith Benson vs. Rochester College (12/14)	1.000 (6-6), Kris Joseph, Syracuse (11/21) 1.000 (5-5), Arinze Onuaku, Syracuse (11/21) 7, Garrett Callahan, South Dakota State (12/31)
3-Pt. FG Made	6, Erik Kangas vs. Southeast Missouri State (11/29) 6, Erik Kangas at Green Bay (12/18) 6, Erik Kangas at Eastern Michigan (12/22) 13, Erik Kangas at UMKC (12/4) .571 (4-7), Erik Kangas vs. Rochester College (12/14)	13, Kenard Moore, Southeast Missouri State (11/29) .700 (7-10), Garrett Callahan, SD State (12/31) 13, Tyler Quinney, Southern Utah (12/2)
3-Pt. FG Attempted	8, Johnathon Jones at Green Bay (12/18)	
3-Pt. FG Made Pct. (min. 4)	8, Keith Benson vs. Michigan State (12/27)	15, Tyler Quinney, Southern Utah (12/2)
Free Throws Made	10, Johnathon Jones at Green Bay (12/18) .889, Keith Benson vs. Michigan State (12/27)	.867 (13-15), Tyler Quinney, Southern Utah (12/2)
Free Throws Attempted	7, Will Hudson at Green Bay (12/18)	10, Spencer Johnson, UMKC (12/4)
Free Throw Pct. (min. 8)	9, Dan Waterstradt vs. Rochester College (12/14)	9, Cyrus Tate, Iowa (11/23)
Offensive Rebounds	9, Ilija Milutinovic vs. Rochester College (12/14)	
Defensive Rebounds	11, Keith Benson at Cleveland State (11/15)	13, Cyrus Tate, Iowa (11/21)
Total Rebounds	11, Will Hudson at Green Bay (12/18) 11, Keith Benson vs. Michigan (12/20)	13, Spencer Johnson, UMKC (12/4)
Assists	9, Johnathon Jones vs. Rochester College (12/14) 9, Johnathon Jones vs. Michigan (12/20) 9, Johnathon Jones vs. Michigan State (12/27)	13, Manny Harris, Michigan (12/20)
Steals	4, Johnathon Jones vs. Toledo (12/7) 4, Will Hudson at Green Bay (12/18)	4, D'Aundray Brown, Cleveland State (11/15)
Blocked Shots	4, Keith Benson at Cleveland State (11/15) 4, Keith Benson at UMKC (12/4)	4, George Tandy, Cleveland State (11/15)
Turnovers	10, Johnathon Jones at Green Bay (12/18)	6, Matt Gatens, Iowa (11/23) 6, Solomon Harris, Eastern Michigan (12/22) 43, Tajuan Porter, Oregon (11/17)
Minutes Played	45, Johnathon Jones at Oregon (11/17)	

TEAM SUPERLATIVES

OAKLAND HIGH	OAKLAND LOW	CATEGORY	OPPONENT HIGH	OPPONENT LOW
88 vs. Rochester Coll. (12/14)	55 at Cleveland State (11/15)	<i>Points Scored</i>	86 by Syracuse (11/21)	53 by Eastern Michigan (12/22)
47 (2x), Last (2nd) vs. SDSU (12/31)	24 (1st) at Iowa (11/23)	<i>Points/Half</i>	47 (1st) by Syracuse (11/21)	23 [2x] (1st) by RC (12/14)
14 at Oregon (11/17)	13 at Green Bay (12/18)	<i>Points/Overtime</i>	11 by Oregon (11/17)	10 by Green Bay (12/18)
32 vs. SD State (12/31)	19 at Cleveland State (11/15)	<i>Total Field Goals</i>	32 by MSU (12/27)	16 by Rochester Coll. (12/14)
72 (2x), Last at Syracuse (11/21)	47 vs. Delaware State (11/28)	<i>Field Goal Attempts</i>	66 by Cleveland State (11/15)	40 by Iowa (11/23)
.574 (27-47) vs. DSU (11/28)	.328 (19-58) at CSU (11/15)	<i>Field Goal Percentage</i>	.571 (30-55) by SUU (12/2)	.281 (16-57) by RC (12/14)
13 vs. Rochester Coll. (12/14)	3 at Southern Utah (12/2)	<i>3-Point Field Goals</i>	15 by SD State (12/31)	2 by Eastern Michigan (12/22)
31 vs. Rochester Coll. (12/14)	11 at Iowa (11/23)	<i>3-Pt. FG Attempted</i>	39 by UMKC (12/4)	11 by Eastern Michigan (12/22)
.480 (12-25) at Green Bay (12/18)	.188 (3-16) at SUU (12/2)	<i>3-Pt. FG Percentage</i>	.550 (11-20) by MSU (12/27)	.130 (3-23) by SEMO (11/29)
18 at K-State (11/25)	6 at Iowa (11/23)	<i>Free Throws</i>	23 by Syracuse (11/21)	0 by Toledo (12/7)
25 (2x), Last at Green Bay (12/18)	11 at Iowa (11/23)	<i>FT Attempted</i>	32 by Syracuse (11/21)	0 by Toledo (12/7)
.882 (15-17) vs. MSU (12/27)	.545 (6-11) at Iowa (11/23)	<i>Free Throw Pct.</i>	1.000 (7-7) by MSU (12/27)	.571 (8-14) by CSU (11/15)
18 at Oregon (11/17)	6 vs. MSU (12/27)	<i>Offensive Rebounds</i>	22 (2x), Last by UMKC (12/4)	7 by Iowa (11/23)
32 at Cleveland State (11/15)	15 at Iowa (11/23)	<i>Defensive Rebounds</i>	36 by Syracuse (11/21)	13 by DSU (11/28)
47 at Cleveland State (11/15)	22 vs. MSU (12/27)	<i>Total Rebounds</i>	48 by Syracuse (11/21)	23 by DSU (11/28)
21 vs. Rochester Coll. (12/14)	10 (4x), Last vs. SUU (12/2)	<i>Assists</i>	25 by MSU (12/27)	8 by SEMO (11/29)
10 at Syracuse (11/21)	2 at Cleveland State (11/15)	<i>Steals</i>	9 by Cleveland State (11/15)	1 by UMKC (12/4)
7 at UMKC (12/4)	0 vs. DSU (11/28)	<i>Blocked Shots</i>	9 by Syracuse (11/21)	0 (2x), Last by SD State (12/31)
22 at K-State (11/25)	5 vs. U-M (12/20)	<i>Turnovers</i>	20 by Syracuse (11/21)	5 by Michigan (12/20)
24 at Syracuse (11/21)	10 vs. Toledo (12/7)	<i>Fouls</i>	23 by Oregon (11/17)	12 by Iowa (11/23)





SEASON STATISTICS

2008-09 SEASON • GAME RESULTS

RECORD:	OVERALL	HOME	AWAY	NEUTRAL
ALL GAMES	9-7	3-0	4-5	2-2
CONFERENCE	2-1	1-0	1-1	0-0
NON-CONFERENCE	7-6	2-0	3-4	2-2

DATE	TIME	OPPONENT	W/L	SCORE	ATTEND	HIGH POINTS	HIGH REBOUNDS
11/15/08	7:00 pm	at Cleveland State	L	55-58	2078	(15)BENSON, Keith	(11)BENSON, Keith
11/17/08	7:00 pm	at Oregon	W	82-79 OT	7924	(32)JONES, Johnathon	(8)BENSON, Keith
11/21/08	7:07 pm	at Syracuse	L	66-86	18932	(16)JONES, Johnathon	(5)BENSON, Keith (5)JONES, Johnathon (5)KANGAS, Erik
11/23/08	5:06 pm	at Iowa !	L	57-66	8079	(21)JONES, Johnathon	(5)CUSHINGBERRY, Blake (5) HUDSON, Will
11/25/08	7:10 pm	at Kansas State !	L	64-83	8356	(16)JONES, Jonathon	(7)KANGAS, Erik (7)MAYNARD, Drew
11/28/08	3:32 pm	vs. Delaware State !	W	75-70	2067	(21)MAYNARD, Drew	(9)WATERSTRADT, Dan
11/29/08	2:28 pm	vs. Southeast Missouri State !	W	81-63	783	(18)KANGAS, Erik	(6)KANGAS, Erik (6)WATERSTRADT, Dan
12/2/08	7:02 pm	at Southern Utah*	L	66-82	2059	(17)MAYNARD, Drew	(7)WATERSTRADT, Dan
12/4/08	7:09 pm	at UMKC*	W	84-78	1412	(21)BENSON, Keith	(8)BENSON, Keith
12/7/08	1:03 pm	TOLEDO	W	67-58	2315	(22)KANGAS, Erik	(9)BENSON, Keith
12/14/08	2:06 pm	ROCHESTER COLLEGE	W	88-54	2125	(19)KANGAS, Erik	(10)WATERSTRADT, Dan (10)MILUTINOVIC, Ilija
12/18/08	7:07 pm	at Green Bay	W	79-76 OT	2587	(27)KANGAS, Erik	(11)HUDSON, Will
12/20/08	4:06 pm	MICHIGAN @	L	89-76	10113	(23)BENSON, Keith	(11)BENSON, Keith
12/22/08	7:03 pm	at Eastern Michigan	W	66-53	389	(25)KANGAS, Erik	(6)BENSON, Keith
12/27/08	5:05 pm	#11/18 MICHIGAN STATE @	L	82-66	15361	(20)BENSON, Keith	(5)BENSON, Keith
12/31/08	4:05 p.m.	SOUTH DAKOTA STATE*	W	86-81	2165	(20)KANGAS, Erik	(9)BENSON, Keith

! = Las Vegas Invitational - The Orleans

@ = The Palace of Auburn Hills

ATTENDANCE SUMMARY

	<i>GAMES</i>	<i>TOTALS</i>	<i>AVG/GAME</i>
HOME	5	32,079	6,416
AWAY	9	51,796	5,757
NEUTRAL	2	2,850	1,425
TOTAL	16	86,725	5,420





SEASON STATISTICS

2008-09 SEASON • SEASON BOX SCORE

#	Player	GP/GS	Min-Avg	TOTAL		3-PTS			REBOUNDS							Pts	Avg		
				FG-FGA	Pct	3FG-FGA	Pct	FT-FTA	Pct	Off-Def	Tot-Avg	PF-FO	A	TO	Blk			Stl	
30	Erik Kangas	15/15	544-36.3	88-208	.423	52-130	.400	30-32	.938	16-38	54-3.6	28-0	29	27	5	15	258	17.2	
	<i>Conference-Only</i>	<i>3/3</i>	<i>113-37.7</i>	<i>14-35</i>	<i>.400</i>	<i>7-23</i>	<i>.304</i>	<i>9-10</i>	<i>.900</i>	<i>2-10</i>	<i>12-4.0</i>	<i>5-0</i>	<i>7</i>	<i>3</i>	<i>2</i>	<i>4</i>	<i>44</i>	<i>14.7</i>	
23	Johnathon Jones	16/16	607-37.9	83-216	.384	12-43	.279	46-60	.767	15-38	53-3.3	30-0	94	56	1	21	224	14.0	
	<i>Conference-Only</i>	<i>3/3</i>	<i>109-36.3</i>	<i>14-39</i>	<i>.359</i>	<i>2-10</i>	<i>.200</i>	<i>79</i>	<i>.778</i>	<i>1-7</i>	<i>8-2.7</i>	<i>7-0</i>	<i>18</i>	<i>9</i>	<i>0</i>	<i>5</i>	<i>37</i>	<i>12.3</i>	
34	Keith Benson	16/16	393-24.6	71-122	.582	0-0	.000	53-80	.663	37-65	102-6.4	50-4	6	14	26	9	195	12.2	
	<i>Conference-Only</i>	<i>3/3</i>	<i>80-26.7</i>	<i>19-29</i>	<i>.655</i>	<i>0-0</i>	<i>.000</i>	<i>10-17</i>	<i>.588</i>	<i>8-15</i>	<i>23-7.7</i>	<i>6-0</i>	<i>0</i>	<i>2</i>	<i>9</i>	<i>1</i>	<i>48</i>	<i>16.0</i>	
31	Drew Maynard	16/3	351-21.9	48-105	.457	18-48	.375	19-31	.613	22-32	54-3.4	32-1	8	36	5	10	133	8.3	
	<i>Conference-Only</i>	<i>3/1</i>	<i>59-19.7</i>	<i>13-22</i>	<i>.591</i>	<i>1-7</i>	<i>.143</i>	<i>7-10</i>	<i>.700</i>	<i>4-6</i>	<i>10-3.3</i>	<i>4-0</i>	<i>1</i>	<i>8</i>	<i>2</i>	<i>4</i>	<i>34</i>	<i>11.3</i>	
22	B. Cushingberry	16/12	417-26.1	34-101	.337	19-69	.275	14-28	.500	13-28	41-2.6	34-1	24	15	0	14	101	6.3	
	<i>Conference-Only</i>	<i>3/2</i>	<i>72-24.0</i>	<i>9-23</i>	<i>.391</i>	<i>4-15</i>	<i>.267</i>	<i>3-7</i>	<i>.429</i>	<i>1-2</i>	<i>3-1.0</i>	<i>11-0</i>	<i>3</i>	<i>1</i>	<i>0</i>	<i>2</i>	<i>25</i>	<i>8.3</i>	
45	Dan Waterstradt	16/8	363-22.7	30-59	.508	8-17	.471	21-25	.840	27-58	85-5.3	29-1	18	12	10	8	89	5.6	
	<i>Conference-Only</i>	<i>3/1</i>	<i>74-24.7</i>	<i>7-8</i>	<i>.875</i>	<i>2-2</i>	<i>1.000</i>	<i>4-4</i>	<i>1.000</i>	<i>9-9</i>	<i>18-6.0</i>	<i>6-0</i>	<i>4</i>	<i>2</i>	<i>1</i>	<i>2</i>	<i>20</i>	<i>6.7</i>	
04	Will Hudson	16/8	304-19.0	32-55	.582	0-0	.000	20-33	.606	27-31	58-3.6	46-3	15	21	12	14	84	5.3	
	<i>Conference-Only</i>	<i>3/2</i>	<i>44-14.7</i>	<i>7-12</i>	<i>.583</i>	<i>0-0</i>	<i>.000</i>	<i>0-0</i>	<i>.000</i>	<i>7-2</i>	<i>9-3.0</i>	<i>11-1</i>	<i>4</i>	<i>3</i>	<i>3</i>	<i>1</i>	<i>14</i>	<i>4.7</i>	
12	Matt Samuels	14/1	158-11.3	19-36	.528	0-3	.000	7-19	.368	9-8	17-1.2	14-0	20	19	0	4	45	3.2	
	<i>Conference-Only</i>	<i>3/0</i>	<i>35-11.7</i>	<i>4-6</i>	<i>.667</i>	<i>0-0</i>	<i>.000</i>	<i>4-6</i>	<i>.667</i>	<i>1-1</i>	<i>2-0.7</i>	<i>30</i>	<i>4</i>	<i>3</i>	<i>0</i>	<i>2</i>	<i>12</i>	<i>4.0</i>	
20	Ilija Milutinovic	12/0	74-6.2	8-15	.533	2-3	.667	3-4	.750	4-14	18-1.5	15-0	2	10	2	2	21	1.8	
	<i>Conference-Only</i>	<i>2/0</i>	<i>14-7.0</i>	<i>1-2</i>	<i>.500</i>	<i>0-0</i>	<i>.000</i>	<i>0-0</i>	<i>.000</i>	<i>0-1</i>	<i>1-0.5</i>	<i>1-0</i>	<i>0</i>	<i>0</i>	<i>0</i>	<i>1</i>	<i>2</i>	<i>1.0</i>	
32	John Kast	3/0	10-3.3	2-3	.667	0-0	.000	1-2	.500	0-0	0-0.0	00	2	1	0	0	5	1.7	
	<i>Conference-Only</i>	<i>0/0</i>	<i>0-0</i>	<i>0-0</i>	<i>.000</i>	<i>0-0</i>	<i>.000</i>	<i>0-0</i>	<i>.000</i>	<i>0-0</i>	<i>0-0</i>	<i>0-0</i>	<i>0</i>	<i>0</i>	<i>0</i>	<i>0</i>	<i>0</i>	<i>0.0</i>	
21	Ricky Bieszki	5/0	13-2.6	1-4	.250	1-3	.333	0-0	.000	0-0	0-0.0	10	0	2	0	1	3	0.6	
	<i>Conference-Only</i>	<i>0/0</i>	<i>0-0.0</i>	<i>0-0</i>	<i>.000</i>	<i>0-0</i>	<i>.000</i>	<i>0-0</i>	<i>.000</i>	<i>0-0</i>	<i>0-0.0</i>	<i>0-0</i>	<i>0</i>	<i>0</i>	<i>0</i>	<i>0</i>	<i>0</i>	<i>0.0</i>	
01	Derick Nelson	2/1	17-8.5	0-5	.000	0-3	.000	0-0	.000	2-0	2-1.0	40	1	5	0	0	0	0.0	
	<i>Conference-Only</i>	<i>0/0</i>	<i>0-0.0</i>	<i>0-0</i>	<i>.000</i>	<i>0-0</i>	<i>.000</i>	<i>0-0</i>	<i>.000</i>	<i>0-0</i>	<i>0-0.0</i>	<i>0-0</i>	<i>0</i>	<i>0</i>	<i>0</i>	<i>0</i>	<i>0</i>	<i>0.0</i>	
TEAM									29-31	60-3.8								2	
	<i>Conference-Only</i>								3-6	9-3.0									
Total	16			416-929	.448	112-319	.351	214-314	.682	201-343	544-34.0	283-10	219	220	61	98	1158	72.4	
<i>Conference-Only</i>	<i>3</i>			<i>88-176</i>	<i>.500</i>	<i>16-57</i>	<i>.281</i>	<i>44-63</i>	<i>.698</i>	<i>36-59</i>	<i>95-31.7</i>	<i>54-1</i>	<i>41</i>	<i>31</i>	<i>17</i>	<i>22</i>	<i>236</i>	<i>78.7</i>	
Opponents	16			404-924	.437	140-385	.364	210-278	.755	214-369	583-36.4	271-3	275	228	48	93	1158	72.4	
<i>Conference-Only</i>	<i>3</i>			<i>80-179</i>	<i>.447</i>	<i>35-81</i>	<i>.432</i>	<i>46-56</i>	<i>.821</i>	<i>45-64</i>	<i>109-36.3</i>	<i>51-1</i>	<i>54</i>	<i>37</i>	<i>2</i>	<i>14</i>	<i>241</i>	<i>80.3</i>	

SCORE BY PERIODS:	1st	2nd	OT	Total
Oakland University	528	603	27	1158
Opponents	550	587	21	1158

DEADBALL REBOUNDS:	OFF	DEF	TOTAL
Oakland University	39	2	41
Opponents	30	4	34





Game 1 - Nov. 15

Cleveland State 58, Oakland 55
Wolstein Center (2508)

Cleveland, Ohio

Oakland University 55 • 0-1

#	Player	Total		3-Ptr		Rebounds			PF	TP	A	TO	Bl	Stl	Min
		FG-FGA	FG-FGA	FT-FTA	Off	De	To								
34	BENSON, Keith	f	6-9	0-0	3-4	4	7	11	3	15	1	1	4	0	23
45	WATERSTRADT, Dan	f	2-6	0-3	3-4	2	4	6	1	7	2	1	0	0	29
22	CUSHINGBERRY, Blak	g	0-3	0-2	1-2	0	3	3	3	1	1	1	0	0	33
23	JONES, Johnathon	g	2-16	0-1	4-5	1	5	6	2	8	3	6	0	1	38
30	KANGAS, Erik	g	4-12	3-7	0-0	1	1	2	2	11	1	5	1	1	34
04	HADSON, Will	g	3-5	0-0	0-0	2	4	6	2	6	0	0	1	0	17
12	SAMUELS, Matt	g	0-1	0-0	0-0	0	1	1	3	0	1	3	0	0	9
31	MAYNARD, Drew	g	2-6	2-3	1-4	3	3	6	5	7	1	2	0	0	17
	Team					2	4	6							
	Totals		19-58	5-16	12-19	15	32	47	21	55	10	19	6	2	200

FG % 1st Half:	11-34	32.4%	2nd half:	8-24	33.3%	Game:	19-58	32.8%	Deadball	
3FG % 1st Half:	3-9	33.3%	2nd half:	2-7	28.6%	Game:	5-16	31.3%	Rebounds	2
FT % 1st Half:	6-11	54.5%	2nd half:	6-8	75.0%	Game:	12-19	63.2%		

Cleveland State 58 • 1-0

#	Player	Total		3-Ptr		Rebounds			PF	TP	A	TO	Bl	Stl	Min
		FG-FGA	FG-FGA	FT-FTA	Off	De	To								
32	BROWN, D'Aundray	f	7-9	1-2	0-0	3	3	6	2	15	2	2	0	4	31
35	BULLOCK, J'Nathan	f	4-12	0-2	3-4	3	7	10	2	11	0	2	0	0	33
42	MOORE, Chris	c	0-4	0-0	0-2	3	1	4	2	0	1	1	2	0	22
11	JACKSON, Cedric	g	3-14	0-6	2-4	1	6	7	3	8	6	2	0	3	29
30	COLE, Norris	g	6-14	2-8	0-0	0	0	0	4	14	0	2	0	1	26
02	SCHIELE, Eric	g	1-6	0-3	0-0	0	1	1	0	2	1	2	0	0	14
05	MONTGOMERY, Jerem	g	0-0	0-0	0-0	0	0	0	0	0	0	0	0	0	6
21	TANDY, George	g	1-1	0-0	2-2	0	3	3	2	4	0	1	4	0	16
22	MCCOY, Josh	g	1-5	1-4	1-2	2	4	6	0	4	0	0	0	1	14
45	FIELDS, Renard	g	0-1	0-0	0-0	0	2	2	2	0	0	0	1	0	9
	Team					2	2	4							
	Totals		23-66	4-25	8-14	14	29	43	17	58	10	12	7	9	200

FG % 1st Half:	7-32	21.9%	2nd half:	16-34	47.1%	Game:	23-66	34.8%	Deadball	
3FG % 1st Half:	2-14	14.3%	2nd half:	2-11	18.2%	Game:	4-25	16.0%	Rebounds	3
FT % 1st Half:	8-14	57.1%	2nd half:	0-0	0.0%	Game:	8-14	57.1%		

Officials: Bryan Anslinger, Chris Beaver, Jeff Spedoske
Technical fouls: Oakland University-None. Cleveland State-None.
Attendance: 2078

Score by periods	1st	2nd	Total
Oakland University	31	24	55
Cleveland State	24	34	58

Last FG - OU 2nd-01:48, CSU 2nd-01:58.
Largest lead - OU by 12 1st-13:14, CSU by 5 2nd-01:58.

Score tied - 1 time.
Lead changed - 1 time.

CLEVELAND, Ohio -- Despite leading for over 36 minutes and getting a double-double from redshirt sophomore **Keith Benson** with 15 points and 11 rebounds, the Oakland University men's basketball team (0-1) fell to Cleveland State University (1-0), 58-55, in the season opener on Saturday night in the Wolstein Center. Junior **Johnathon Jones** launched a 3-pointer as time expired that was off the mark as the Vikings rallied past the Golden Grizzlies.

Joining Benson in double figures for OU was senior **Erik Kangas** with 11 points. Jones finished 2-for-16 from the floor, 0-for-1 from behind the arc.

In the absence of senior **Derick Nelson**, the top returning scorer (17.3 ppg) and rebounder (7.4 rpg) for the Grizzlies, freshmen **Drew Maynard** and **Blake Cushingberry** saw valuable minutes. Maynard fouled out with nine minutes in the game with the Grizzlies on top by four points, 48-44, ending with seven points and six rebounds. Cushingberry went 0-for-3 from the floor, with three boards and one assist in 33 minutes.

Oakland was held scoreless over the final 1:48 of the game in which the Vikings took advantage outscoring the Golden Grizzlies 7-2 over the final 3:49. Both teams shot under 35 percent from the floor, with OU holding a 47-43 advantage on the glass.

CSU had three players in double figures, with J'Nathan Bullock adding a double-double with 11 points and 10 rebounds. D'Aundray Brown matched Benson's game-high 15 points on 7-of-9 shooting.

Game 2 - Nov. 17

Oakland 82, Oregon 79 (OT)
McArthur Court (7924)

Eugene, Ore.

Oakland University 82 • 1-1

#	Player	Total		3-Ptr		Rebounds			PF	TP	A	TO	Bl	Stl	Min
		FG-FGA	FG-FGA	FT-FTA	Off	De	To								
22	CUSHINGBERRY, Blak	f	3-10	0-5	3-4	2	3	5	4	9	0	1	0	2	26
45	WATERSTRADT, Dan	f	0-2	0-0	1-2	2	0	2	5	1	2	1	1	1	25
34	BENSON, Keith	c	4-6	0-0	2-6	4	4	8	5	10	2	0	1	1	18
23	JONES, Johnathon	g	13-23	1-3	5-7	1	6	7	1	32	1	3	0	0	45
30	KANGAS, Erik	g	6-17	2-7	4-4	3	1	4	1	18	2	1	0	2	43
04	HADSON, Will	g	2-4	0-0	0-0	1	3	4	4	4	1	1	2	2	27
12	SAMUELS, Matt	g	1-3	0-1	0-0	0	1	1	0	2	3	2	0	0	11
20	MILUTINOVIC, Ilija	g	0-1	0-1	0-0	0	0	0	0	0	0	0	0	0	7
31	MAYNARD, Drew	g	2-6	1-3	1-2	2	2	4	0	6	0	3	0	0	23
	Team					3	1	4							
	Totals		31-72	4-20	16-25	18	21	39	20	82	11	12	4	8	225

FG % 1st Half:	19-41	46.3%	2nd half:	8-25	32.0%	OT:	4-6	66.7%	Game:	31-72	43.1%	Deadball	
3FG % 1st Half:	3-11	27.3%	2nd half:	1-8	12.5%	OT:	0-1	0.0%	Game:	4-20	20.0%	Rebounds	
FT % 1st Half:	0-1	0.0%	2nd half:	10-17	58.8%	OT:	6-7	85.7%	Game:	16-25	64.0%		5.1

Oregon 79 • 1-1

#	Player	Total		3-Ptr		Rebounds			PF	TP	A	TO	Bl	Stl	Min
		FG-FGA	FG-FGA	FT-FTA	Off	De	To								
24	Longmire, LeKendric	f	7-13	3-4	1-2	0	4	4	3	18	0	0	2	1	31
50	Catron, Joevan	f	2-9	0-2	9-12	8	3	11	3	13	8	4	0	3	39
33	Dunigan, Michael	c	6-11	0-0	3-7	6	4	10	3	15	1	4	3	1	30
12	Porter, Tajuan	g	4-9	4-6	5-5	1	2	3	1	17	3	0	0	1	43
14	Humphrey, Matthew	g	0-4	0-2	0-0	0	1	1	0	0	1	2	0	0	10
03	Sim, Garrett	g	2-8	2-8	0-0	0	0	0	2	6	2	2	0	0	16
11	Dorsainvil, Frantz	g	0-0	0-0	0-0	0	1	1	0	0	0	0	0	0	1
13	Odia, Churchill	g	3-7	2-6	0-0	2	3	5	3	8	1	2	0	0	27
22	Wiley, Drew	g	0-1	0-1	0-0	0	0	0	0	0	0	0	0	0	6
34	Brown, Kamron	g	0-1	0-0	0-0	0	1	1	3	0	0	2	0	0	9
42	Crittle, Josh	g	1-2	0-0	0-0	3	2	5	5	2	0	2	1	1	13
	Team					2	2	4							
	Totals		25-65	11-29	18-26	22	23	45	23	79	16	18	6	7	225

FG % 1st Half:	16-32	50.0%	2nd half:	6-27	22.2%	OT:	3-6	50.0%	Game:	25-65	38.5%	Deadball	
3FG % 1st Half:	7-12	58.3%	2nd half:	2-13	15.4%	OT:	2-4	50.0%	Game:	11-29	37.9%	Rebounds	
FT % 1st Half:	7-10	70.0%	2nd half:	8-11	72.7%	OT:	3-5	60.0%	Game:	18-26	69.2%		4.4

Officials: Michael Reed, J.T. Orr, Jeff Ketchu
Technical fouls: Oakland University-None. Oregon-None.
Attendance: 7924

Score by periods	1st	2nd	OT	Total
Oakland University	41	27	14	82
Oregon	46	22	11	79

Last FG - OU OT-00:08, ORE OT-00:43.
Largest lead - OU by 8 1st-14:02, ORE by 7 1st-04:57.

Score tied - 9 times.
Lead changed - 6 times.

EUGENE, Ore. -- On a night where it looked like Oakland was letting the game slip away, junior **Johnathon Jones** refused to let that happen, especially when he committed a foul with six seconds left in regulation to send Oregon's Tajuan Porter to the line for three shots, which he made to tie the game at 68-68. All Jones did is score 10 of his career-high 32 points in overtime to lead the Golden Grizzlies (1-1) past the Ducks (1-1) 82-79 (OT) on Monday night in McArthur Court.

Senior **Erik Kangas** scored 18 points, 10 in the first half, and drilled three free throws in the final minute to give OU a 66-65 lead with just 33 seconds on the clock. After a miss by the Ducks, freshman **Blake Cushingberry** grabbed the rebound and was fouled. He then made both free throws to push the lead to three.

After the Ducks' Porter made his free throws to tie the game, Cushingberry had one last shot to end the game from the top of the key, a couple of feet behind the three-point line, but his shot sailed wide and the game went in to overtime.

Jones then took over once again. After Kangas made an old fashioned three-point play, Jones scored 10 of the next 11 points, including a fade-away from the corner with two seconds left to extend the lead to three points and give the Grizzlies their second straight win over Oregon.

With the win, the Golden Grizzlies snap a 16-game non-conference home winning streak for the Ducks.

Redshirt sophomore **Keith Benson** fouled out of the game with 10 points and eight rebounds, coming close to his second straight double-double. Cushingberry ended the game with nine points and five rebounds.





Game 3 - Nov. 21 Syracuse 86, Oakland 66 Carrier Dome (18,932)



Syracuse, N.Y.

Oakland University 66 • (1-2)

#	Player	FG-FGA	3-Ptr	FT-FTA	Rebounds			PF	TP	A	TO	Blk	Stl	Min
					Off	Def	Tot							
22	CUSHINGBERRY, Blake	f	2-7	0-3	0-2	2	0	2	3	4	1	1	0	23
45	WATERSTRADT, Dan	f	0-0	0-0	0-0	0	0	0	1	0	0	1	1	15
34	BENSON, Keith	c	2-7	0-0	1-1	2	3	5	4	5	0	1	0	20
23	JONES, Johnathon	g	7-23	2-5	0-0	4	1	5	2	16	4	0	0	37
30	KANGAS, Erik	g	6-14	2-9	1-1	1	4	5	3	15	3	4	0	34
04	HUDSON, Will	g	3-6	0-0	7-9	1	3	4	4	13	3	1	0	28
12	SAMUELS, Matt	g	2-5	0-1	0-2	2	1	3	0	4	2	2	0	14
20	MILUTINOVIC, Ilija	g	1-4	1-1	1-2	0	1	1	4	4	2	2	1	12
21	BIESZKI, Ricky	g	0-0	0-0	0-0	0	0	0	0	0	0	0	0	1
31	MAYNARD, Drew	g	2-6	1-3	0-0	0	0	0	3	5	0	2	0	15
Team						3	3	6						
Totals			25-72	6-22	10-17	15	16	31	24	66	15	14	2	100

FG % 1st Half:	11-40	27.5%	2nd half:	14-32	43.8%	Game:	25-72	34.7%	Deadball	
3FG % 1st Half:	3-13	23.1%	2nd half:	3-9	33.3%	Game:	6-22	27.3%	Rebounds	3
FT % 1st Half:	3-9	33.3%	2nd half:	7-8	87.5%	Game:	10-17	58.8%		

Syracuse 86 • (3-0)

#	Player	FG-FGA	3-Ptr	FT-FTA	Rebounds			PF	TP	A	TO	Blk	Stl	Min	
					Off	Def	Tot								
11	HARRIS, Paul	f	3-10	0-2	5-6	2	7	9	1	11	4	2	3	1	28
12	ONGENAET, Kristof	f	0-2	0-2	2-4	4	3	7	0	2	0	1	0	2	17
21	ONUAKU, Arinze	c	5-5	0-0	4-7	1	4	5	4	14	0	2	3	0	22
10	FLYNN, Jonny	g	5-9	3-6	5-6	0	2	2	1	18	4	4	0	0	31
23	DEVENDORF, Eric	g	3-9	1-6	3-4	1	2	3	2	10	7	2	0	1	32
00	JACKSON, Rick	g	2-3	0-0	0-0	1	8	9	1	4	0	2	3	1	19
01	RAUTINS, Andy	g	2-7	1-6	2-2	0	2	2	0	7	2	2	0	1	20
03	JONES, Mookie	g	2-2	1-1	2-2	0	0	0	0	2	0	0	0	0	8
05	PRESUTTI, Jake	g	0-0	0-0	0-0	0	0	0	0	0	0	0	0	0	1
24	REESE, Brandon	g	0-0	0-0	0-0	0	0	0	0	0	1	0	0	0	1
32	JOSEPH, Kris	g	6-6	1-1	0-1	3	3	6	1	13	1	4	0	2	19
45	WILLIAMS, Sean	g	0-0	0-0	0-0	0	1	1	2	0	1	1	0	0	2
Team						0	4	4							
Totals			28-53	7-24	23-32	12	36	48	14	86	20	20	9	8	200

FG % 1st Half:	14-24	58.3%	2nd half:	14-29	48.3%	Game:	28-53	52.8%	Deadball	
3FG % 1st Half:	5-11	45.5%	2nd half:	2-13	15.4%	Game:	7-24	29.2%	Rebounds	6
FT % 1st Half:	14-18	77.8%	2nd half:	9-14	64.3%	Game:	23-32	71.9%		

Officials: Brian O'Connell, Les Jones, Gary Prager
Technical fouls: Oakland University-None, Syracuse-None.
Attendance: 18932

Score by periods	1st	2nd	Total	In	Off	2nd	Fast	Bench
Oakland University	28	38	66	Points	Paint	T/O	Chance	Break
Syracuse	47	39	86	OU	26	19	9	19
				SYR	40	12	7	21

Last FG - OU 2nd-01:01, SYR 2nd-00:18.
Largest lead - OU None, SYR by 24 2nd-15:57.

Score tied - 0 times.
Lead changed - 0 times.

SYRACUSE, N.Y. -- Junior **Johnathon Jones** scored a team-high 16 points, while senior **Erik Kangas** added 15 and sophomore **Will Hudson** tallied a career-high 13, but a poor first half in which Syracuse (3-0) started with a 22-5 run over the first seven minutes did in Oakland University (1-2) as the Orange cruised to an 86-66 victory on Friday night in the Carrier Dome.

The Golden Grizzlies were never in the game as they missed open looks early. The Orange got up and down the floor and was rewarded with easy baskets as they shot close to 60 percent (14-24) in the first half.

OU played hard in the second half and looked like the Golden Grizzlies were going to creep back in to the game with 11 minutes remaining. Kangas fired a 3-pointer from the right side with OU down by 13, but it was off the mark and the Orange got the long rebound and scored quickly at the other end. Five straight points by the 'Cuse pushed the lead back to 17 points and ended any hope of a comeback for the Golden Grizzlies.

SU controlled the glass, out-rebounding the Grizzlies 48-31. Oakland ended the game shooting 35 percent (25-72), while the Orange finished at 53 percent (28-53).

Game 4 - Nov. 23 Iowa 66, Oakland 57 Carver-Hawkeye Arena (8,079)



Iowa City, Iowa

Oakland University 57 • 1-3

#	Player	FG-FGA	3-Ptr	FT-FTA	Rebounds			PF	TP	A	TO	Blk	Stl	Min	
					Off	Def	Tot								
04	HUDSON, Will	f	3-6	0-0	0-0	3	2	5	5	6	1	3	2	32	
34	BENSON, Keith	c	0-0	0-0	1-2	0	0	0	0	1	0	1	0	12	
22	CUSHINGBERRY, Blake	g	3-5	0-2	0-1	0	5	5	6	2	0	0	0	37	
23	JONES, Johnathon	g	8-20	2-4	3-6	1	2	3	1	21	5	3	0	40	
30	KANGAS, Erik	g	6-15	4-11	2-2	1	2	3	1	18	1	1	0	36	
12	SAMUELS, Matt	g	1-1	0-0	0-0	1	0	1	1	2	0	1	0	5	
20	MILUTINOVIC, Ilija	g	0-0	0-0	0-0	0	0	0	1	0	0	0	0	4	
21	BIESZKI, Ricky	g	0-0	0-0	0-0	0	0	0	0	0	0	0	0	0	
31	MAYNARD, Drew	g	1-2	1-1	0-0	1	2	3	4	3	1	1	0	17	
45	WATERSTRADT, Dan	g	0-2	0-1	0-0	0	0	0	2	0	0	1	0	17	
Team						2	2	4							
Totals			22-51	7-19	6-11	9	15	24	20	57	10	11	2	7	200

FG % 1st Half:	10-24	41.7%	2nd half:	12-27	44.4%	Game:	22-51	43.1%	Deadball	
3FG % 1st Half:	3-9	33.3%	2nd half:	4-10	40.0%	Game:	7-19	36.8%	Rebounds	1
FT % 1st Half:	1-2	50.0%	2nd half:	5-9	55.6%	Game:	6-11	54.5%		

Iowa Hawkeyes 66 • 4-0

#	Player	FG-FGA	3-Ptr	FT-FTA	Rebounds			PF	TP	A	TO	Blk	Stl	Min	
					Off	Def	Tot								
24	Fuller, Aaron	f	3-5	1-3	0-0	0	2	2	0	7	2	2	1	1	16
44	Tate, Cyrus	f	5-6	0-0	1-3	4	9	13	4	11	0	1	0	1	32
01	Tucker, Anthony	g	7-12	5-10	0-0	1	5	6	1	19	1	1	0	0	35
05	Gatens, Matt	g	2-6	1-3	0-0	0	4	4	1	5	2	6	0	0	35
30	Peterson, Jeff	g	1-2	0-1	6-8	0	0	0	2	8	9	1	0	2	33
02	Palmer, David	g	0-0	0-0	0-0	0	0	0	0	0	0	0	0	0	2
15	Bawinkel, Devan	g	0-2	0-2	0-0	0	0	0	0	0	0	0	0	0	3
23	Davis, Jermain	g	0-0	0-0	0-0	0	1	1	2	0	1	1	0	1	9
32	Kelly, Jake	g	4-7	3-6	5-7	2	2	4	0	16	4	0	0	1	29
50	Cole, Jarryd	g	0-0	0-0	0-0	0	0	0	2	0	0	1	0	0	6
Team						0	1	1							
Totals			22-40	10-25	12-18	7	24	31	12	66	19	16	1	6	200

FG % 1st Half:	12-21	57.1%	2nd half:	10-19	52.6%	Game:	22-40	55.0%	Deadball	
3FG % 1st Half:	6-13	46.2%	2nd half:	4-12	33.3%	Game:	10-25	40.0%	Rebounds	2
FT % 1st Half:	0-1	0.0%	2nd half:	12-17	70.6%	Game:	12-18	66.7%		

Officials: Williams Humes; Mark Schurr; Tim Comer
Technical fouls: Oakland University-None, Iowa Hawkeyes-None.
Attendance: 8079

Score by periods	1st	2nd	Total	In	Off	2nd	Fast	Bench
Oakland University	24	33	57	Points	Paint	T/O	Chance	Break
Iowa Hawkeyes	30	36	66	OU	22	13	10	0
				IOWA	24	7	7	8

Last FG - OU 2nd-00:25, IOWA 2nd-01:45.
Largest lead - OU by 2 1st-19:16, IOWA by 11 2nd-00:46.

Score tied - 1 time.
Lead changed - 3 times.

IOWA CITY, Iowa -- Junior **Johnathon Jones** had a chance to tie the game with 2:34 remaining, but his jump shot from the top of the key rolled off the rim and Iowa's Anthony Tucker buried three of his 19 points immediately following that to lead the Hawkeyes (4-0) past Oakland University (1-3), 66-57, in men's basketball action on Sunday at Carver-Hawkeye Arena. Jones ended with a game-high 21 points, followed by senior **Erik Kangas'** 18-point effort.

OU trailed the entire game and had several chances to take the lead halfway through the second half. Down by one on two occasions, 3-pointers by Kangas went in and out of the basket which would have given the Golden Grizzlies a two-point lead. Oakland shot just 54.5 percent from the free throw line (6-11), compared to Iowa's 66.7 percent (12-18).

The Grizzlies had only seven points from their front court line of sophomore **Will Hudson** (6), redshirt sophomore **Keith Benson** (1), freshman **Ilija Milutinovic** (0) and senior **Dan Waterstradt** (0). The Hawkeyes scored 24 points in the paint, thanks to 19 points from their big men underneath.

The Hawkeyes had three players in double figures along with Tucker, Jake Kelly had 16 points off the bench and Cyrus Tate scored 11 points. Iowa's bench outscored the Grizzlies 16-5 in the game.





Game 5 - Nov. 25

K-State 83, Oakland 64
Bramlage Coliseum (8356)

Manhattan, Kan.

Oakland University 64 • 1-4

#	Player	f/c/g	Total			3-Ptr			Rebounds			PF	TP	A	TO	Blk	Stl	Min																							
			FG-FGA	FG-FGA	FT-FTA	Off	Def	Tot	Off	Def	Tot																														
04	HUDSON, Will	f	2-4	0-0	2-4	0	3	3	2	6	0	1	1	0	0	0	27																								
34	BENSON, Keith	c	1-6	0-0	5-5	3	3	6	5	7	0	1	0	1	24																										
22	CUSHINGBERRY, Blake	g	0-4	0-4	0-0	1	3	4	1	0	0	1	0	1	16																										
23	JONES, Johnathon	g	7-18	0-2	2-2	1	2	3	0	16	5	4	0	0	37																										
30	KANGAS, Erik	g	3-10	2-6	3-3	2	5	7	4	11	2	4	0	0	32																										
12	SAMUELS, Matt	g	4-6	0-0	1-1	0	0	0	1	9	3	2	0	2	15																										
20	MILUTINOVIC, Ilija	g	0-0	0-0	2-2	0	2	2	1	2	0	1	0	0	7																										
31	MAYNARD, Drew	g	3-6	2-3	3-4	6	1	7	3	11	1	7	0	0	29																										
45	WATERSTRADT, Dan	g	1-5	0-0	0-0	2	1	3	3	2	0	0	0	0	13																										
Team						2			1																																
Totals			21-59			4-15			18-21			17			21			38			20			64			11			22			1			4			200		
FG % 1st Half:			10-28			35.7%			2nd half:			11-31			35.5%			Game:			21-59			35.6%			Deadball														
3FG % 1st Half:			2-8			25.0%			2nd half:			2-7			28.6%			Game:			4-15			26.7%			Rebounds			3											
FT % 1st Half:			3-6			50.0%			2nd half:			15-15			100.0%			Game:			18-21			85.7%																	

Kansas State 83 • 5-0

#	Player	f/c/g	Total			3-Ptr			Rebounds			PF	TP	A	TO	Blk	Stl	Min																							
			FG-FGA	FG-FGA	FT-FTA	Off	Def	Tot	Off	Def	Tot																														
15	Colon, Luis	f	5-7	0-0	2-2	4	3	7	2	12	1	0	1	0	0	26																									
23	Sutton, Dominique	f	3-8	0-1	3-3	4	5	9	0	9	1	4	0	3	30																										
42	Kent, Darren	f	1-4	0-1	2-2	0	2	2	4	4	1	1	1	0	13																										
00	Pullen, Jacob	g	8-17	6-11	4-4	1	1	2	1	26	5	4	0	3	32																										
21	Clemente, Denis	g	6-12	5-10	2-3	0	3	3	2	19	8	1	0	1	32																										
01	Brown, Fred	g	3-8	2-5	0-0	0	1	1	0	8	3	0	0	0	19																										
13	Werner, Justin	g	0-0	0-0	0-0	0	0	0	0	0	0	1	0	0	2																										
25	Awaji, Buchi	g	0-1	0-1	0-0	0	0	0	0	0	1	0	0	0	3																										
31	Merriewether, Chris	g	0-0	0-0	0-0	0	0	0	0	0	0	0	0	0	1																										
32	Samuels, Jamar	g	1-2	0-0	0-0	1	2	3	4	2	1	2	0	1	13																										
33	Ojeleye, Victor	g	0-0	0-0	0-0	0	0	0	2	0	0	1	0	0	2																										
40	Anderson, Ron	g	1-2	0-0	1-4	3	3	6	2	3	3	1	0	0	22																										
54	Herrera, Abdul	g	0-0	0-0	0-2	1	0	1	0	0	0	0	0	0	5																										
Team						2			0			2																													
Totals			28-61			13-29			14-20			16			20			36			17			83			24			15			2			8			200		
FG % 1st Half:			13-33			39.4%			2nd half:			15-28			53.6%			Game:			28-61			45.9%			Deadball														
3FG % 1st Half:			6-17			35.3%			2nd half:			7-12			58.3%			Game:			13-29			44.8%			Rebounds			21											
FT % 1st Half:			7-9			77.8%			2nd half:			7-11			63.6%			Game:			14-20			70.0%																	

Officials: Alan Spainhour, Bill Covington, Clyde Owens
Technical fouls: Oakland University-None. Kansas State-None.
Attendance: 8356

Score by periods	1st	2nd	Total
Oakland University	25	39	64
Kansas State	39	44	83

Last FG - OU 2nd-00:00, KS 2nd-01:03.
Largest lead - OU None, KS by 26 2nd-04:48.

Score tied - 0 times.
Lead changed - 0 times.

MANHATTAN, Kan. -- Junior **Johnathon Jones** scored 16 points, while senior **Erik Kangas** and freshman **Drew Maynard** each scored 11 points, but Kansas State (5-0) used 22 turnovers to score 27 points to defeat Oakland University (1-4), 83-64, on Tuesday night at the Bramlage Coliseum.

"I think we had tired legs tonight," said OU coach Greg Kampe. "They took advantage of that and went right after us and did a nice job on (Johnathon) Jones. We were not able to get the ball where we wanted to. A lot of it was their transition and forcing turnovers which was the story of the game. They were very good defensively. But, I think a lot of it was our legs as we traveled all the way across the country and now back across it."

Kangas matched a career-high with seven rebounds tonight, while Maynard added a season-high seven boards as well. Freshman Matt Samuels added a season-best nine points and redshirt sophomore Keith Benson scored seven points and added six rebounds.

The Wildcats shot close to 60 percent (7-12) from the three in the second half and 45 percent (13-29) in the game. The Golden Grizzlies did outrebound K-State 38-36.

The Grizzlies got within 10 points on a couple of occasions, but turnovers would lead to fast break points for KSU as the Wildcats led by 14 at the break, 39-25. Kansas State used a 16-7 run midway through the second half to extend the lead to 64-41 as OU fell by 19 points.

Game 6 - Nov. 28

Oakland 75, Delaware State 70
Orleans Arena (2067)

Las Vegas, Nev.

Oakland University 75 • 1-7

#	Player	f/c/g	Total			3-Ptr			Rebounds			PF	TP	A	TO	Blk	Stl	Min																							
			FG-FGA	FG-FGA	FT-FTA	Off	Def	Tot	Off	Def	Tot																														
04	HUDSON, Will	*	2-3	0-0	0-0	1	1	2	2	4	2	3	0	0	20																										
12	SAMUELS, Matt	*	2-4	0-1	0-0	1	2	3	2	4	3	2	0	0	18																										
23	JONES, Johnathon	*	3-8	1-2	3-3	1	3	4	3	10	3	3	0	1	40																										
31	MAYNARD, Drew	*	7-13	3-7	4-6	1	2	3	1	21	1	4	0	2	39																										
34	BENSON, Keith	*	6-8	0-0	3-6	2	4	6	3	15	0	2	0	0	33																										
20	MILUTINOVIC, Ilija	*	0-0	0-0	0-0	0	0	0	0	0	0	1	0	0	2																										
22	CUSHINGBERRY, Blake	*	3-6	3-5	2-2	1	2	3	0	11	1	1	0	1	25																										
45	WATERSTRADT, Dan	*	4-5	0-0	2-2	3	6	9	2	10	0	2	0	0	23																										
Team						0			0																																
Totals			27-47			7-15			14-19			10			20			30			13			75			10			18			0			4			200		
FG % 1st Half:			11-21			52.4%			2nd half:			16-26			61.5%			Game:			27-47			57.4%			Deadball														
3FG % 1st Half:			4-7			57.1%			2nd half:			3-8			37.5%			Game:			7-15			46.7%			Rebounds			2											
FT % 1st Half:			7-11			63.6%			2nd half:			7-8			87.5%			Game:			14-19			73.7%																	

DSUM 70 • 2-4

#	Player	f/c/g	Total			3-Ptr			Rebounds			PF	TP	A	TO	Blk	Stl	Min																							
			FG-FGA	FG-FGA	FT-FTA	Off	Def	Tot	Off	Def	Tot																														
01	WELCHER, Trevor	*	2-6	0-2	0-0	0	2	2	0	4	1	1	1	1	23																										
21	BOUBIS, Arturo	*	4-11	0-0	2-2	5	1	6	4	10	0	4	0	0	27																										
30	NEAL, Marcus	*	4-6	4-6	0-0	1	2	3	4	12	3	4	0	0	31																										
32	JOHNSON, Donald	*	5-10	4-6	0-0	0	0	0	2	14	0	0	0	0	21																										
55	SANDIDGE, Frisco	*	5-9	1-3	1-4	2	6	8	2	12	2	1	1	2	35																										
04	JOHNSON, Tramaine	*	0-0	0-0	0-0	0	1	1	0	0	2	0	0	0	6																										
11	BOUIE, Fred	*	4-7	2-4	4-4	2	1	3	1	14	5	0	0	1	28																										
23	JACKSON, Greg	*	0-0	0-0	0-0	0	0	0	0	0	1	0	0	0	0																										
34	DOUSE, Kris	*	1-1	0-0	0-0	0	0	0	0	2	2	0	0	0	13																										
44	PARKE, Terrence	*	1-3	0-1	0-0	0	0	0	0	2	1	0	0	0	16																										
Team						0			0																																
Totals			26-53			11-22			7-10			10			13			23			15			70			15			14			2			4			200		
FG % 1st Half:			16-26			61.5%			2nd half:			10-27			37.0%			Game:			26-53			49.1%			Deadball														
3FG % 1st Half:			8-14			57.1%			2nd half:			3-8			37.5%			Game:			11-22			50.0%			Rebounds			1											
FT % 1st Half:			2-2			100.0%			2nd half:			5-8			62.5%			Game:			7-10			70.0%																	

Officials:
Technical fouls: Oakland University-None. DSUM-None.
Attendance: 2067

Score by periods	1st	2nd	Total
Oakland University	33	42	75
DSUM	42	28	70

Last FG - OU 2nd-02:00, DSUM 2nd-00:09.
Largest lead - OU by 7 2nd-02:02, DSUM by 9 1st-00:06.

Score tied - 7 times.
Lead changed - 4 times.

LAS VEGAS -- The Oakland University men's basketball team placed five players in double figures, highlighted by freshman **Drew Maynard's** game-high 21 and redshirt sophomore Keith Benson's 15 points and six rebounds, as the Golden Grizzlies (2-4) completed a come-from-behind 75-70 victory over Delaware State (1-7) on Friday at the Las Vegas Invitational in the Orleans Arena.

Redshirt senior **Dan Waterstradt** had his best performance of the season so far, scoring a season-high 10 points and grabbed a season-high nine rebounds, just missing a double-double. Freshman **Blake Cushingberry** scored 11 points for the Grizzlies going 3-of-5 from behind the arc, while junior **Johnathon Jones** added 10 points.

The Hornets led most of the game, shooting 62 percent (16-26) from the floor in the first half and 57 percent (8-14) from three. The Golden Grizzlies then made an adjustment to guard the Hornets man-to-man and held them to 37 percent (10-27) in the second half.

Oakland took its first lead of the game at the midway point of the second half on a layup by freshman **Matt Samuels**, 53-51, with 10:43 remaining in the game. Sophomore **Will Hudson** capped a 9-0 run by the Grizzlies on a layup as the lead grew to five points, 58-53, with just under 10 to go.

The Hornets fought back and got within one with just under three minutes in the game, but Cushingberry buried a big 3-pointer from the top of the circle to extend the Grizzlies' lead to four points and Jones completed an old fashioned three-point play to lead OU to victory.





Game 7 - Nov. 29 Oakland 81, SEMO 63 Orleans Arena (783) Las Vegas, Nev.



Oakland University 81 • 3-4

#	Player	Total		3-Ptr		Rebounds			PF	TP	A	TO	Blk	Stl	Min
		FG-FGA	FT-FTA	FG-FGA	FT-FTA	Off	Def	Tot							
04	HUDSON, Will	* 3-5	0-0	2-2	0	4	4	3	8	1	3	1	1	26	
23	JONES, Johnathon	* 6-13	0-1	1-1	1	3	4	2	13	8	0	0	0	37	
30	KANGAS, Erik	* 6-15	6-11	0-0	1	5	6	2	18	1	3	1	2	36	
31	MAYNARD, Drew	* 5-7	1-3	0-0	0	3	3	3	11	0	5	0	1	29	
34	BENSON, Keith	* 1-3	0-0	0-0	0	3	3	3	2	0	2	0	0	14	
12	SAMUELS, Matt	3-3	0-0	2-7	2	1	3	1	8	1	0	0	0	11	
20	MILUTINOVIC, Ilija	2-2	0-0	0-0	1	0	1	3	4	0	1	0	0	7	
22	CUSHINGBERRY, Blake	2-4	1-2	5-7	1	3	4	2	10	2	1	0	0	25	
45	WATERSTRADT, Dan	3-6	0-0	1-1	1	5	6	3	7	1	0	1	1	16	
Team						0		1							
Totals		31-58	8-17	11-18	7	28	33	22	81	14	15	3	5	201	

FG % 1st Half: 15-34 44.1% 2nd half: 16-24 66.7% Games: 31-58 53.4% Deadball Rebound: 3
 3FG % 1st Half: 4-11 36.4% 2nd half: 4-6 66.7% Games: 8-17 47.1%
 FT % 1st Half: 2-3 66.7% 2nd half: 9-15 60.0% Games: 11-18 61.1%

Southeast Missouri State 63 • 2-4

#	Player	Total		3-Ptr		Rebounds			PF	TP	A	TO	Blk	Stl	Min
		FG-FGA	FT-FTA	FG-FGA	FT-FTA	Off	Def	Tot							
00	MOORE, Kenard	* 4-17	2-13	5-6	1	0	1	1	15	0	5	0	0	37	
02	HARNING, Jaycen	* 6-11	1-3	4-7	0	4	4	3	17	5	4	0	1	39	
04	WILLIAMS, Calvin	* 5-7	0-0	7-8	2	6	8	4	17	0	1	1	0	34	
05	JONES, Bijon	* 0-4	0-4	2-2	0	3	3	1	2	1	4	0	0	22	
34	RUSSELL, LaMont	* 3-5	0-0	4-4	2	5	7	2	10	0	0	0	1	22	
03	KIRK, Israel	0-1	0-1	0-0	0	0	0	0	0	0	0	0	0	4	
24	HILL, Johnny	0-3	0-2	0-0	2	1	3	4	0	0	2	0	0	17	
45	MAXWELL, Jajuan	1-4	0-0	0-0	2	5	7	1	2	2	0	0	0	25	
Team						0		0							
Totals		19-52	3-23	22-27	9	24	33	16	63	8	16	1	2	200	

FG % 1st Half: 6-21 28.6% 2nd half: 13-31 41.9% Games: 19-52 36.5% Deadball Rebound: 1
 3FG % 1st Half: 0-10 0.0% 2nd half: 3-13 23.1% Games: 3-23 13.0%
 FT % 1st Half: 11-14 78.6% 2nd half: 11-13 84.6% Games: 22-27 81.5%

Officials: Tony Thomas, Guy Thomas, Melvin Landry
 Technical fouls: Oakland University-None, Southeast Missouri State-None.
 Attendance: 783
 Oakland wins Las Vegas Invitational lower bracket championship
 OU's Drew Maynard named to all-tournament team

Score by periods	1st	2nd	Total
Oakland University	36	45	81
Southeast Missouri State	23	40	63

Last FG - OU 2nd-00:34, SEMO 2nd-01:39.
 Largest lead - OU by 18 2nd-00:34, SEMO None.

	In	Off	2nd	Fast	Bench
Points	Paint	T/O	Chance	Break	
OU	34	9	9	6	29
SEMO	26	14	12	0	2

Score tied - 3 times.
 Lead changed - 0 times.

LAS VEGAS -- Oakland University had four players in double figures led by senior **Erik Kangas'** game-high 18 points on 6-of-11 shooting from long range, and junior **Johnathon Jones** dished out a season-high eight assists, scoring 13 points, to lead the Golden Grizzlies (3-4) to an 81-63 victory over Southeast Missouri State (2-4) in men's basketball action on Saturday at the Las Vegas Invitational in the Orleans Arena.

The Golden Grizzlies win the lower bracket championship after defeating Delaware State (75-70) and SE Missouri State. Freshman **Drew Maynard**, who finished the game with 11 points, earned all-tournament honors after scoring a career-high 21 yesterday and averaging 16.5 for the tourney.

Also in double figures for the Grizzlies was freshman **Blake Cushingberry**, ending with 10 points including a career-high five points from the free throw line (5-7). Freshman **Matt Samuels** added eight points along with sophomore **Will Hudson**.

The game was never in doubt with the Golden Grizzlies leading by double digits for most of the game. The Redhawks crept within nine points on five occasions in the second half, with the last one coming with just under six minutes left in the game. Oakland responded with a 5-0 run over the next 50 seconds to take a commanding 14-point lead and never looked back.

SEMO was led by Jaycen Harning and Calvin Williams, each scoring 17 points for the Redhawks. The battle of the glass was close, with the Golden Grizzlies holding a 35-34 advantage. Oakland shot 53 percent (31-58) from the field in the game, going over 50 percent for the second consecutive game.

Game 8 - Dec. 2



Southern Utah 82, Oakland 66 Centrum Arena (2059) Cedar City, Utah

Oakland University 66 • 4-4, 0-1 Summit

#	Player	Total		3-Ptr		Rebounds			PF	TP	A	TO	Blk	Stl	Min
		FG-FGA	FT-FTA	FG-FGA	FT-FTA	Off	Def	Tot							
04	HUDSON, Will	f 0-1	0-0	0-0	0	1	1	5	0	1	1	1	0	12	
31	MAYNARD, Drew	f 7-11	0-4	3-5	1	3	4	3	17	1	5	0	0	30	
34	BENSON, Keith	c 4-6	0-0	0-2	1	5	6	2	8	0	1	2	0	21	
23	JONES, Johnathon	g 6-15	0-2	4-5	0	2	2	1	16	6	3	0	1	39	
30	KANGAS, Erik	g 1-5	0-2	3-3	1	3	4	2	5	1	0	1	1	40	
12	SAMUELS, Matt	g 0-1	0-0	0-2	1	0	1	0	0	0	1	0	0	4	
20	MILUTINOVIC, Ilija	g 1-2	0-0	0-0	0	0	0	1	2	0	0	0	1	11	
22	CUSHINGBERRY, Blake	g 5-11	3-8	1-2	0	0	0	4	14	0	1	0	0	23	
45	WATERSTRADT, Dan	g 1-1	0-0	2-2	4	3	7	2	4	1	2	1	1	20	
Team						0		1							
Totals		25-53	3-16	13-21	8	18	26	20	66	10	14	5	4	200	

FG % 1st Half: 13-27 48.1% 2nd half: 12-26 46.2% Games: 25-53 47.2% Deadball Rebound: 2
 3FG % 1st Half: 1-6 16.7% 2nd half: 2-10 20.0% Games: 3-16 18.8%
 FT % 1st Half: 8-15 53.3% 2nd half: 5-6 83.3% Games: 13-21 61.9%

Southern Utah 82 • 2-4, 1-0 Summit

#	Player	Total		3-Ptr		Rebounds			PF	TP	A	TO	Blk	Stl	Min
		FG-FGA	FT-FTA	FG-FGA	FT-FTA	Off	Def	Tot							
50	QUINNEY, Tyler	f 11-16	0-0	13-15	3	6	9	3	35	1	2	0	3	40	
44	CLIFFORD, John	c 5-6	0-0	2-4	3	6	9	3	12	2	0	0	1	31	
10	MAREK, Dave	g 2-7	2-5	0-0	0	1	1	2	6	6	3	0	0	40	
12	JOSSERAND, Mike	g 0-0	0-0	0-0	0	3	3	4	0	4	0	0	1	19	
25	BAKER, Davis	g 9-16	3-4	1-1	1	4	5	1	22	1	4	0	2	36	
02	THOMPSON, Eules	g 0-0	0-0	0-0	0	0	0	0	0	1	0	0	0	2	
03	DAVIS, Cory	g 3-7	1-3	0-0	0	0	0	3	7	5	1	1	0	19	
22	JONES, Lucas	g 0-1	0-0	0-0	0	1	1	1	0	0	0	0	0	3	
23	NIELSON, Jake	g 0-1	0-0	0-0	1	0	1	0	0	0	0	0	0	4	
32	JEFFERY, Jaren	g 0-1	0-0	0-0	0	0	0	1	0	0	0	0	1	6	
Team						1		5							
Totals		30-55	6-12	16-20	9	26	35	18	82	20	10	1	8	200	

FG % 1st Half: 16-28 57.1% 2nd half: 14-27 51.9% Games: 30-55 54.5% Deadball Rebound: 2
 3FG % 1st Half: 5-10 50.0% 2nd half: 1-2 50.0% Games: 6-12 50.0%
 FT % 1st Half: 5-6 83.3% 2nd half: 11-14 78.6% Games: 16-20 80.0%

Officials: Terry Oglesby, Quinn Crozier, Terry Davis
 Technical fouls: Oakland University-None, Southern Utah-None.
 Attendance: 2059
 Summit League opener for both teams

Score by periods	1st	2nd	Total
Oakland University	35	31	66
Southern Utah	42	40	82

Last FG - OU 2nd-00:25, SUU 2nd-02:14.
 Largest lead - OU by 2 1st-19:46, SUU by 23 2nd-08:07.

	In	Off	2nd	Fast	Bench
Points	Paint	T/O	Chance	Break	
OU	32	15	8	4	20
SUU	32	17	7	4	7

Score tied - 1 time.
 Lead changed - 1 time.

CEDAR CITY, Utah -- Freshman **Drew Maynard** scored 17 points, junior **Johnathon Jones** added 16 and freshman **Blake Cushingberry** scored a career-high 14 points off the bench, but Southern Utah (2-4, 1-0) got a career-high 35 points from Tyler Quinney to defeat Oakland University (3-5, 0-1), 82-66, on Tuesday night in Summit League men's basketball action at the Centrum Arena. The Thunderbirds shot 57 percent from the field (30-55) and 50 percent from behind the three-point line (6-12).

The T-Birds' Davis Baker added 22 points for SUU. Jones finished with a game-high six assists, while redshirt senior **Dan Waterstradt** led OU on the glass with seven boards. SUU's Quinney had nine rebounds to go with his 35 points, while fellow big man John Clifford scored 12 points and grabbed nine boards.

The Golden Grizzlies found themselves down 15 points in the first half but used an 8-0 run over a two-minute span to creep within seven, 31-24, with 5:52 left until halftime. SUU got the score back up to 10 points on several occasions but Cushingberry knocked down a deep 3-pointer from the top of the key with four seconds left as the Grizzlies were within seven at the break, 42-35.

The second half began with a pair of turnovers by Oakland and the T-Birds seized control of the game with a 12-0 run over four minutes and extended that run to 15-2 and take a commanding 58-39 lead with just over 14 minutes left in the game.

The T-Birds would extend the lead to as many as 23 points and held off a feeble comeback by Oakland.





Game 9 - Dec. 4

Oakland 84, UMKC 78

Municipal Auditorium (1412)

Kansas City, Mo.

Oakland University 84 • 4-5, 1-1

#	Player	Total			3-Ptr			Rebounds			PF	TP	A	TO	Blk	Sd	Min
		FG	FGA	FT	FTA	Off	Def	Tot									
04	HUDSON, Will	f	2-4	0-0	0-0	4	1	5	4	4	3	2	1	1		21	
34	BENSON, Keith	f	8-11	0-0	5-9	3	5	8	3	21	0	0	4	0		28	
22	CUSHINGBERRY, Blake	g	3-9	1-5	2-3	1	2	3	4	9	1	0	0	1		23	
23	JONES, Johnathon	g	4-10	1-4	3-4	1	2	3	3	12	6	2	0	3		38	
30	KANGAS, Erik	g	8-19	3-13	0-0	1	3	4	2	19	1	3	1	1		37	
12	SAMUELS, Matt	g	3-4	0-0	4-4	0	1	1	2	10	2	1	0	1		17	
20	MILUTINOVIC, Ilija	g	0-0	0-0	0-0	0	1	1	0	0	0	0	0	0		3	
31	MAYNARD, Drew	g	1-3	0-1	1-2	0	1	1	0	3	0	1	1	1		9	
45	WATERSTRADT, Dan	g	2-3	0-0	2-2	2	3	5	3	6	1	0	0	1		24	
Team						1 4 5											
Totals			31-63	5-23	17-24	13	23	36	21	84	14	9	7	9		200	

FG % 1st Half:	18-36	50.0%	2nd half:	13-27	48.1%	Games:	31-63	49.2%	Deadball	
3FG % 1st Half:	3-15	20.0%	2nd half:	2-8	25.0%	Games:	5-23	21.7%	Rebounds	4.1
FT % 1st Half:	2-6	33.3%	2nd half:	15-18	83.3%	Games:	17-24	70.8%		

UMKC 78 • 3-6, 0-1

#	Player	Total			3-Ptr			Rebounds			PF	TP	A	TO	Blk	Sd	Min
		FG	FGA	FT	FTA	Off	Def	Tot									
03	BRUMAGIN, Dane	f	8-17	5-12	8-9	4	6	10	2	29	0	2	1	0		38	
04	MUSHATT, Latreze	f	1-10	1-6	1-2	2	5	7	2	4	3	4	0	0		33	
05	JOHNSON, Spencer	f	4-14	4-7	8-10	10	3	13	4	20	1	0	0	0		35	
12	DIBBLE, Dustin	g	1-5	0-4	2-2	0	0	0	1	4	0	3	0	0		18	
23	HAMILTON, Reggie	g	6-14	3-6	0-0	1	1	2	1	15	9	1	0	0		40	
01	HUMPHREY, James	g	1-2	0-1	0-0	0	2	2	1	2	1	1	0	0		12	
22	MCKINNEY-JONES, Trey	g	0-0	0-0	0-0	0	0	0	0	0	1	1	0	0		5	
25	BRADY, Daniel	g	0-0	0-0	0-0	1	1	2	2	0	0	0	0	0		2	
55	FORD, Fred	g	1-3	1-3	1-2	1	1	2	4	4	2	1	0	1		17	
Team						3 3 6											
Totals			22-65	14-39	20-25	22	22	44	17	78	17	13	1	1		200	

FG % 1st Half:	11-35	31.4%	2nd half:	11-30	36.7%	Games:	22-65	33.8%	Deadball	
3FG % 1st Half:	8-19	42.1%	2nd half:	6-20	30.0%	Games:	14-39	35.9%	Rebounds	2
FT % 1st Half:	9-10	90.0%	2nd half:	11-15	73.3%	Games:	20-25	80.0%		

Officials: Gerry Pollard, Mike Thibodeaux, Bret Wegenke
Technical fouls: Oakland University-None, UMKC-None.
Attendance: 1412

Score by periods	1st	2nd	Total	Points	In	Off	2nd	Fast	Break	Bench
Oakland University	41	43	84	OU	42	19	11	6	19	19
UMKC	39	39	78	UMKC	17	12	24	0	6	6

Last FG - OU 2nd-06:53, UMKC 2nd-04:24.
Largest lead - OU by 10 2nd-13:50, UMKC by 2 1st-13:51.

Score tied - 6 times.
Lead changed - 10 times.

KANSAS CITY, Mo. -- Redshirt sophomore **Keith Benson** scored a career-high 21 points, grabbed eight rebounds and blocked four shots, and senior **Erik Kangas** finished with a season-high 19 points, to lead Oakland University (4-5, 1-1 Summit) past UMKC (3-6, 0-1 Summit), 84-78, in men's basketball action on Thursday night at the Municipal Auditorium. The win gives head coach **Greg Kampe** his 400th of his career.

After the Kangaroos' Dane Brumagin made a pair of free throws to give UMKC its first lead, 77-76, with just 1:11 remaining in the game, Oakland called a timeout. Kangas, who was 2-for-10 from behind the arc, was called upon one last time and he found the bottom of the net on a big 3-pointer to give the Golden Grizzlies the lead again, 79-77, with just 52 ticks on the clock.

The Kangaroos misfired at the other end on a 3-pointer and missed the tip in which allowed Kangas to grab the rebound and give the ball to junior **Johnathon Jones** who in turn was followed and sank both free throws. Jones finished the game with 12 points and six assists, while freshman **Matt Samuels** added a career-high 10 points for the Grizzlies.

UMKC's Brumagin scored a game-high 29 points, 19 of those coming in the first half, and grabbed 10 boards for a double-double. Spencer Johnson had a double-double for the Roos with 20 points and 13 rebounds.

Oakland had just nine turnovers in the game, while UMKC shot 39 treys, making 14 of them. OU was also outrebounded by the Kangaroos, 44-36.

Kampe becomes the 33rd active Division I coach to reach 400 wins, joining Tennessee's Bruce Pearl, who reached the plateau last night, and other greats like North Carolina's Roy Williams and Duke's Mike Krzyzewski to name a few.

Game 10 - Dec. 7

Oakland 67, Toledo 58

Athletics Center O'Rena (2315)

Rochester, Mich.

TOLEDO 58 • 2-6

#	Player	Total			3-Ptr			Rebounds			PF	TP	A	TO	Blk	Sd	Min
		FG	FGA	FT	FTA	Off	Def	Tot									
01	ANYIJONG, Justin	f	4-9	0-0	0-0	0	4	4	2	8	2	2	0	1		28	
45	SALTER, Ian	c	0-0	0-0	0-0	0	2	2	4	0	1	0	0	0		10	
04	AMOS, Jonathan	g	5-11	1-2	0-0	1	9	10	3	11	6	5	0	2		37	
23	JOHNSON, Ridley	g	3-9	0-2	0-0	1	1	2	1	6	0	0	1	0		14	
34	BYRD, Anthony	g	4-9	4-9	0-0	2	1	3	1	12	2	4	1	1		32	
11	BASTFIELD, Larry	g	2-3	0-0	0-0	2	2	2	2	4	2	0	0	1		20	
31	KENT, Tyrone	g	6-17	1-6	0-0	0	2	2	2	13	2	0	0	1		32	
33	LO, Mohamed	g	2-4	0-0	0-0	2	2	4	4	4	1	1	0	1		27	
Team						4 0 4											
Totals			26-62	6-19	0-0	12	21	33	19	58	16	13	2	7		200	

FG % 1st Half:	9-29	31.0%	2nd half:	17-33	51.5%	Games:	26-62	41.9%	Deadball	
3FG % 1st Half:	1-8	12.5%	2nd half:	5-11	45.5%	Games:	6-19	31.6%	Rebounds	0
FT % 1st Half:	0-0	0.0%	2nd half:	0-0	0.0%	Games:	0-0	0.0%		

Oakland University 67 • 5-5

#	Player	Total			3-Ptr			Rebounds			PF	TP	A	TO	Blk	Sd	Min
		FG	FGA	FT	FTA	Off	Def	Tot									
04	HUDSON, Will	f	1-1	0-0	0-2	1	1	2	0	2	1	1	1	0		11	
34	BENSON, Keith	c	5-12	0-0	7-9	3	6	9	3	17	0	1	3	1		31	
22	CUSHINGBERRY, Blake	g	1-4	1-3	0-0	1	1	2	0	3	2	1	0	0		25	
23	JONES, Johnathon	g	0-5	0-1	7-8	0	3	3	3	7	7	1	0	4		38	
30	KANGAS, Erik	g	9-15	4-9	0-0	1	3	4	1	22	0	2	0	1		35	
12	SAMUELS, Matt	g	0-2	0-0	0-1	1	0	1	0	0	1	1	0	0		16	
20	MILUTINOVIC, Ilija	g	1-2	0-0	0-0	2	0	2	0	2	0	0	0	0		4	
31	MAYNARD, Drew	g	5-9	2-4	0-0	2	3	5	1	12	0	0	0	1		20	
45	WATERSTRADT, Dan	g	0-2	0-0	2-2	1	5	6	2	2	2	0	2	0		20	
Team						2 2 4											
Totals			22-52	7-17	16-22	14	24	38	10	67	13	13	6	7		200	

FG % 1st Half:	12-30	40.0%	2nd half:	10-22	45.5%	Games:	22-52	42.3%	Deadball	
3FG % 1st Half:	2-9	22.2%	2nd half:	5-8	62.5%	Games:	7-17	41.2%	Rebounds	1
FT % 1st Half:	2-6	33.3%	2nd half:	14-16	87.5%	Games:	16-22	72.7%		

Officials: JD Collins, Mike Sanzner, Terry Wymmer
Technical fouls: TOLEDO-None, Oakland University-None.
Attendance: 2315
Erik Kangas surpasses 1,000 points in his career at Oakland

Score by periods	1st	2nd	Total	Points	In	Off	2nd	Fast	Break	Bench
TOLEDO	19	39	58	TOLEDO	20	12	8	2	21	21
Oakland University	28	39	67	OU	24	11	8	4	16	16

Last FG - TOLEDO 2nd-00:08, OU 2nd-00:20.
Largest lead - TOLEDO by 1 2nd-14:52, OU by 11 2nd-00:13.

Score tied - 4 times.
Lead changed - 6 times.

ROCHESTER, Mich. -- Senior **Erik Kangas** became the eighth player in the Division I era to reach 1,000 points, finishing with a season-high 22, and redshirt sophomore **Keith Benson** scored 17 points and grabbed nine rebounds, to lead Oakland University (5-5) past Toledo (2-6), 67-58, on Sunday in the Golden Grizzlies' home opener inside the Athletics Center O'Rena.

The Golden Grizzlies outscored the Rockets 16-0 from the free throw line. Oakland also won the battle of the boards in the game 38-33.

Freshman **Drew Maynard** scored 12 points for the Grizzlies off the bench and grabbed five rebounds, while fellow freshman **Blake Cushingberry** knocked down a deep 3-pointer with just over four minutes left to give OU a seven-point lead, 56-49 (4:05), finishing 1-for-4 from the floor.

Oakland led the entire first half but the Rockets started the second half with a 7-0 run and grabbed their first lead at 31-30 just five minutes into the half. The lead then changed hands seven times over the next 10 minutes until Benson made a pair of free throws with 5:43 remaining in the game to give OU its final lead 48-46.

The Golden Grizzlies then ran an efficient offense, scoring on 13 of its final 14 possessions to close out the Rockets in the O'Rena in front of 2,315 fans.

Kangas, a native of DeWitt, Mich., currently stands at 1,015 points for his career. He reached that plateau in 93 games for the Golden Grizzlies.

The Rockets were led by Jonathon Amos who finished with a double-double with 11 points and 10 rebounds. Tyrone Kent added 13 points for the Rockets, while Anthony Byrd had 12.





Game 11 - Dec. 14

Oakland 88, Rochester College 54 Athletics Center O'Rena (2125) Rochester, Mich.

Rochester College 54 • 10-4

#	Player	Total	3-Ptr			Rebounds			PF	TP	A	TO	Blk	Stl	Min
			FG-FGA	FG-FGA	FT-FTA	Off	Def	Tot							
20	SCHAFFER, Adrian	f	5-17	1-2	3-6	4	4	8	1	14	0	0	0	2	29
32	McCUNE, Steve	f	2-2	0-0	0-0	0	1	1	2	4	0	1	0	0	17
40	WATKINS, DeWayne	c	3-13	0-1	9-11	4	6	10	1	15	1	3	0	1	31
05	Fragoso, Robert	g	1-3	0-2	2-2	0	1	2	4	5	1	0	2	30	
12	HENNING, Stephen	g	1-3	1-3	0-0	1	2	3	3	3	2	6	0	0	26
04	WEBB, Tom	g	0-0	0-0	0-0	1	2	3	3	0	2	0	0	0	11
10	BROWN, Grant	g	0-1	0-1	0-0	0	0	0	1	0	0	1	0	0	5
11	CARREKER, Chris	g	0-0	0-0	0-0	0	1	1	0	0	1	0	0	1	3
21	KUNST, Nathan	g	0-0	0-0	2-2	0	0	0	0	2	0	0	0	0	1
22	VAGTS, Michael	g	0-0	0-0	0-0	0	0	0	1	0	1	0	0	0	2
23	O'BRYAN, Tim	g	0-0	0-0	0-0	0	0	0	0	0	0	0	0	0	1
25	STUECHER, Steve	g	1-2	1-2	0-0	0	2	2	0	3	0	1	0	1	3
31	ROBERSON, Josh	g	0-1	0-0	0-0	1	0	1	1	0	0	0	0	1	9
34	DJUROVSKI, John	g	3-12	2-8	0-0	0	3	3	1	8	1	2	0	0	21
41	TSACUMANGOS, Brian	g	0-1	0-0	0-0	0	0	0	1	0	0	0	0	0	3
51	DORAN, Jason	g	0-2	0-0	1-2	1	0	1	1	1	0	0	0	0	8
Team						2	1	3							
Totals			16-57	5-19	17-23	14	23	37	18	54	12	17	0	8	200
FG % 1st Half:		7-32	21.9%	2nd half:	9-25	36.0%	Games:	16-57	28.1%						Deadball
3FG % 1st Half:		2-11	18.2%	2nd half:	3-8	37.5%	Games:	5-19	26.3%						Rebounds
FT % 1st Half:		7-9	77.8%	2nd half:	10-14	71.4%	Games:	17-23	73.9%						3

Oakland University 88 • 6-5

#	Player	Total	3-Ptr			Rebounds			PF	TP	A	TO	Blk	Stl	Min
			FG-FGA	FG-FGA	FT-FTA	Off	Def	Tot							
34	BENSON, Keith	c	5-5	0-0	3-4	1	4	5	2	13	0	0	1	1	26
45	WATERSTRADT, Dan	c	2-4	2-3	4-4	1	9	10	1	10	1	0	1	1	22
22	CUSHINGBERRY, Blake	g	3-8	2-7	0-2	1	0	1	3	8	5	3	0	3	28
23	JONES, Johnathon	g	4-10	2-5	0-1	1	2	3	1	10	9	3	0	1	32
30	KANGAS, Erik	g	7-13	4-7	1-1	0	2	2	2	19	3	1	0	0	24
04	HUDSON, Will	g	2-3	0-0	4-6	2	1	3	1	8	1	0	0	2	14
20	MILUTINOVIC, Ilija	g	3-3	1-1	0-0	1	9	10	4	7	0	3	1	1	24
21	BIESZKI, Ricky	g	1-3	1-3	0-0	0	0	0	1	3	0	2	0	1	10
31	MAYNARD, Drew	g	2-6	1-5	0-0	0	3	3	4	5	0	0	0	0	22
32	KAJST, John	g	2-3	0-0	1-2	0	0	0	0	5	2	1	0	0	8
Team						2	0	2							
Totals			31-58	13-31	13-20	9	30	39	19	88	21	13	3	9	200
FG % 1st Half:		17-30	56.7%	2nd half:	14-28	50.0%	Games:	31-58	53.4%						Deadball
3FG % 1st Half:		8-17	47.1%	2nd half:	5-14	35.7%	Games:	13-31	41.9%						Rebounds
FT % 1st Half:		5-8	62.5%	2nd half:	8-12	66.7%	Games:	13-20	65.0%						2

Officials: Terry Anderson, Bart Wegenke, Bret Wegenke
Technical fouls: Rochester College-None, Oakland University-None.
Attendance: 2125

Score by periods	1st	2nd	Total
Rochester College	23	31	54
Oakland University	47	41	88

Last FG - ROC 2nd-00:59, OU 2nd-00:44.
Largest lead - ROC None, OU by 37 2nd-04:26.

Score tied - 0 times.
Lead changed - 0 times.

ROCHESTER, Mich. -- Senior **Dan Waterstradt** recorded his first double-double of the season with 10 points and 10 rebounds, senior **Erik Kangas** had a game-high 19 points, and junior **Johnathon Jones** added 10 points and nine assists to lead Oakland University (6-5) to an 88-54 win over Rochester College (10-4) in men's basketball action on Sunday in the Athletics Center O'Rena. The Golden Grizzlies held the Warriors to 28 percent shooting (16-57) and made a season-high 13 3-pointers.

Also in double figures for the Grizzlies was sophomore Keith Benson with 13 points and five rebounds, going a perfect 5-for-5 from the floor. Freshman **Ilija Milutinovic** reached career-highs with 10 rebounds and seven points, while junior **John Kast** scored a career-high five points with two assists.

The win makes three straight for the Golden Grizzlies, matching last season's longest winning streak. OU won the battle of the glass 39-37 and dished out a season-best 21 assists in the game. Oakland also shot 53 percent from the floor (31-58) and 42 percent from behind the arc (13-31).

Leading Rochester College was DeWayne Watkins with 15 points and 10 rebounds. Adrian Schaffer was the only other Warrior in double figures with 14 points.

The Golden Grizzlies never trailed in the game and led by as many as 37 points in the game. The 34-point victory was the largest this season.

Also getting in to the scoring act for the Golden Grizzlies was senior **Ricky Bieszki** with a 3-pointer, finishing 1-for-3 from long range.

Game 12 - Dec. 18

Oakland at Green Bay Resch Center (10,000) Green Bay, Wis.

Oakland University 79 • 7-5

#	Player	Total	3-Ptr			Rebounds			PF	TP	A	TO	Blk	Stl	Min
			FG-FGA	FG-FGA	FT-FTA	Off	Def	Tot							
04	HUDSON, Will	f	3-4	0-0	0-2	7	4	11	4	6	1	1	1	4	32
34	BENSON, Keith	c	4-7	0-0	1-3	1	3	4	5	9	0	1	3	0	21
22	CUSHINGBERRY, Blake	g	2-4	2-4	0-0	0	3	3	1	6	0	1	0	0	27
23	JONES, Johnathon	g	4-11	0-3	8-10	1	2	3	4	16	8	10	0	1	39
30	KANGAS, Erik	g	9-21	6-12	3-4	0	1	1	2	27	4	0	0	1	42
12	SAMUELS, Matt	g	0-1	0-0	0-0	0	0	0	0	0	0	1	2	0	8
20	MILUTINOVIC, Ilija	g	0-0	0-0	0-0	0	0	0	0	0	1	0	0	0	1
31	MAYNARD, Drew	g	1-5	1-3	1-2	1	3	4	1	4	2	2	1	1	29
45	WATERSTRADT, Dan	g	4-5	3-3	0-0	1	8	9	1	11	2	1	1	0	26
Team						3	3	6							
Totals			27-58	12-25	13-21	14	27	41	19	79	18	19	6	7	225
FG % 1st Half:		10-25	40.0%	2nd half:	14-29	48.3%	OT:	3-4	75.0%	Game:	27-58	46.6%			Deadball
3FG % 1st Half:		4-9	44.4%	2nd half:	4-9	44.4%	OT:	1-1	100.0%	Game:	12-25	48.0%			Rebound
FT % 1st Half:		0-0	0.0%	2nd half:	7-13	53.8%	OT:	6-8	75.0%	Game:	13-21	61.9%			3

Green Bay 76 • 6-4

#	Player	Total	3-Ptr			Rebounds			PF	TP	A	TO	Blk	Stl	Min
			FG-FGA	FG-FGA	FT-FTA	Off	Def	Tot							
21	EVANS, Terry	f	5-9	0-2	2-2	3	3	6	1	12	3	5	2	2	41
23	BERRY, Randy	f	3-6	0-0	5-8	2	6	8	3	11	2	0	1	1	38
43	SCHACHTNER, Mike	f	3-8	0-1	1-1	1	3	4	2	7	1	1	0	0	22
10	COTTON, Troy	g	5-15	3-11	3-5	3	1	4	2	16	1	0	0	1	39
20	FLETCHER, Rahmon	g	4-6	0-1	0-0	1	2	3	5	8	6	2	0	3	34
00	PERINE, Bryquon	g	0-0	0-0	0-0	0	0	0	0	0	4	1	0	0	11
03	EATON, Brent	g	0-2	0-2	0-0	0	0	0	0	0	0	0	0	0	3
24	TILLEMA, Ryan	g	7-15	6-12	2-3	1	4	5	3	22	0	4	1	1	32
50	NELSON, Pat	g	0-0	0-0	0-0	0	0	0	0	0	0	0	0	0	5
Team						1	3	4							
Totals			27-61	9-29	13-19	12	22	34	19	76	17	13	4	8	225
FG % 1st Half:		13-30	43.3%	2nd half:	11-24	45.8%	OT:	3-7	42.9%	Game:	27-61	44.3%			Deadball
3FG % 1st Half:		6-16	37.5%	2nd half:	3-10	30.0%	OT:	0-3	0.0%	Game:	9-29	31.0%			Rebound
FT % 1st Half:		2-4	50.0%	2nd half:	7-9	77.8%	OT:	4-6	66.7%	Game:	13-19	68.4%			1

Officials: Steve Skiles, Bill Jacobson, John Yorkovich
Technical fouls: Oakland University-None, Green Bay-None.
Attendance: 2587

Score by periods	1st	2nd	OT	Total
Oakland University	27	39	13	79
Green Bay	34	32	10	76

GREEN BAY -- Senior **Erik Kangas** scored a season-high 27 points, junior **Johnathon Jones** added 16 points and eight assists, and senior **Dan Waterstradt** scored eight of his 11 points in the second half, grabbing nine rebounds to lead Oakland University (7-5) to a 79-76 overtime victory over Green Bay (6-4) on Thursday night at the Resch Center. The Golden Grizzlies shot a season-high 48 percent (12-25) from long range.

The win marks the fourth straight for the Grizzlies and was the first time the Phoenix had lost at home all season (4-1). Oakland also won the battle of the glass 41-34 in a game that witnessed 21 lead changes.

Sophomore **Will Hudson** grabbed a career-high 11 rebounds, including seven on the offensive end, to go with a career-best four steals in his home state. Fellow sophomore **Keith Benson** added eight of his nine points in the final 20 minutes, posting four rebounds and three blocks.

After being down by seven at the break, the Golden Grizzlies used a 9-0 run at the start of the second half to regain the lead 38-36 with 16:34 remaining. From there the two teams would exchange four lead changes with Oakland taking command with just under three minutes remaining with a quick 6-0 run to lead by 11.

That's when the game suddenly turned in favor of the Phoenix. The Grizzlies hit just 2-of-6 free throws over the final three minutes and committed two costly turnovers as Green Bay was within two points with 51 ticks left. Hudson then missed two costly free throws and Jones fouled senior Terry Evans with seven seconds left in regulation who sent game in OT with two free throws.

After six lead chances Kangas broke free in the corner and let a 3-pointer fly that hit nothing but net with 52 seconds left in overtime to give the Golden Grizzlies a two-point lead, 75-73. Jones would then sink a pair of free throws and Kangas followed with two more from the charity stripe to cap a tough three-point win for Oakland.

Senior Ryan Tillema ended with a team-high 22 points off the bench for the Phoenix, while junior Troy Cotton scored 16 points. Others in double figures was Evans with 12 and junior Randy Berry with 11.





Game 13 - Dec. 20

Michigan 89, Oakland 76
The Palace (10,113)

Auburn Hills, Mich.

Michigan 89 • 8-2

#	Player	Total		3-Ptr		Rebounds			PF	TP	A	TO	Blk	Stl	Min
		FG-FGA	FG-FGA	FT-FTA	Off	Def	Tot								
22	Shepherd, Jevohn	f	0-1	0-1	1-2	0	0	0	2	1	1	0	0	0	10
34	Sims, DeShawn	f	8-15	0-0	4-4	4	5	9	2	20	0	1	1	1	32
01	Douglass, Stu	g	4-7	4-7	0-0	0	1	1	1	12	3	0	0	0	24
03	Harris, Manny	g	4-10	0-2	7-7	2	4	6	1	15	13	0	0	1	36
15	Merritt, David	g	2-3	2-3	0-0	0	1	1	3	6	1	1	0	0	18
00	Novak, Zack	g	4-10	1-5	0-0	1	2	3	1	9	1	2	0	0	25
02	Lee, C.J.	g	0-1	0-0	0-0	1	0	1	1	0	0	0	0	1	4
31	Lucas-Perry, Laval	g	4-7	4-6	2-2	0	2	2	1	14	0	1	0	0	16
32	Gibson, Zack	g	2-3	0-1	2-2	2	2	4	2	6	3	0	0	0	13
44	Grady, Kelvin	g	2-4	2-4	0-0	1	5	6	0	6	2	0	0	0	22
	Team					1	2	3							
	Totals		30-61	13-29	16-17	12	24	36	14	89	24	5	4	3	200

FG % 1st Half: 15-33	45.5%	2nd half: 15-28	53.6%	Game: 30-61	49.2%	Deadball
3FG % 1st Half: 10-18	55.6%	2nd half: 3-11	27.3%	Game: 13-29	44.8%	Rebound
FT % 1st Half: 2-2	100.0%	2nd half: 14-15	93.3%	Game: 16-17	94.1%	1

Oakland University 76 • 7-6

#	Player	Total		3-Ptr		Rebounds			PF	TP	A	TO	Blk	Stl	Min
		FG-FGA	FG-FGA	FT-FTA	Off	Def	Tot								
45	WATERSTRADT, Dan	f	3-6	0-1	3-4	5	4	9	1	9	1	0	0	0	29
24	BENSON, Keith	c	9-11	0-0	5-8	3	8	11	2	23	2	0	2	0	32
32	CUSHINGBERRY, Blake	g	3-9	3-7	0-0	1	0	1	1	9	4	1	0	1	23
23	JONES, Johnathon	g	6-12	1-3	0-0	2	0	2	1	13	9	0	0	0	40
30	KANGAS, Erik	g	5-15	4-12	1-1	1	1	2	3	15	1	1	0	0	39
04	HUDSON, Will	g	0-0	0-0	3-4	0	2	2	2	3	0	2	0	1	9
12	SAMUELS, Matt	g	1-3	0-0	0-2	1	0	1	0	2	0	0	0	0	5
20	MILUTINOVIC, Ilija	g	0-1	0-0	0-0	0	1	1	0	0	0	1	0	0	2
31	MAYNARD, Drew	g	1-7	0-1	0-0	1	0	1	2	2	0	0	0	0	21
	Team					1	3	4							
	Totals		28-64	8-24	12-19	15	19	34	12	76	17	5	2	2	200

FG % 1st Half: 12-33	36.4%	2nd half: 16-31	51.6%	Game: 28-64	43.8%	Deadball
3FG % 1st Half: 4-13	30.8%	2nd half: 4-11	36.4%	Game: 8-24	33.3%	Rebound
FT % 1st Half: 6-9	66.7%	2nd half: 6-10	60.0%	Game: 12-19	63.2%	4

Officials: Jerry Sauder, Lamont Simpson, Glenn Mayborg
Technical fouls: Michigan-None, Oakland University-None.
Attendance: 10113

Score by periods	1st	2nd	Total
Michigan	42	47	89
Oakland University	34	42	76

Last FG - MICH 2nd-02:32, OU 2nd-00:11.
Largest lead - MICH by 17 1st-07:42, OU by 1 1st-14:28.

	In	Off	2nd	Fast	Bench
Points	Paint	T/O	Chance	Break	
MICH	22	6	17	6	35
OU	32	3	18	0	7

Score tied - 0 times.
Lead changed - 2 times.

AUBURN HILLS, Mich. -- Despite a double-double from sophomore **Keith Benson** with a career-high 23 points and 11 rebounds, Oakland University (7-6) fell to in-state foe Michigan (8-2), 89-76, on Saturday at The Palace of Auburn Hills. The Wolverines made 10 3-pointers in the first half and their bench outscored the Golden Grizzlies 35-7.

Joining Benson in double figures for the Golden Grizzlies was senior **Erik Kangas** and junior **Johnathon Jones**. Kangas scored 15 points, going 4-for-12 from behind the arc, while Jones finished with 13 points and nine assists. Senior **Dan Waterstradt** came close to a double-double with nine points and nine rebounds.

The game began with a fury of 3-pointers by both teams as the first five minutes of the game witnessed 26 combined points with U-M on top 14-12. OU would take its only lead of the game at the 14:28 minute mark of the first half on a Jones 3-pointer, 15-14, but the Wolverines rattled off an 18-0 run over a seven-minute span to take control of the game, 32-15 (7:42).

The Wolverines kept a double-digit lead through the first nine minutes until Kangas drilled a pair of 3-pointers and Benson tallied an old fashioned three-point play as OU was within nine points, 60-51, with 11:20 left in the game. The Golden Grizzlies traded baskets with Michigan until Kangas made another 3-pointer and Jones drove it to the basket for a pair of layups as Oakland was within four, 67-63 (7:01).

Four is as close as the Grizzlies would get as U-M went 6-for-6 from the free throw line down the stretch and drained two 3-pointers to extend the lead back to double digits and hold off a late rally by the Golden Grizzlies.

Four Wolverines were in double figures, led by junior DeShawn Sims' 20 points and nine rebounds. Sophomore Manny Harris added 15 points and 13 assists for a double-double, freshman Laval Lucas-Perry scored 14 points in his first game for the Maize and Blue, and freshman Stu Douglass scored 12 points.

Game 14 - Dec. 22

Oakland 66, Eastern Michigan 53
Convocation Center (389)

Ypsilanti, Mich.

Oakland University 66 • 8-6

#	Player	Total		3-Ptr		Rebounds			PF	TP	A	TO	Blk	Stl	Min
		FG-FGA	FG-FGA	FT-FTA	Off	Def	Tot								
34	BENSON, Keith	f	3-7	0-0	4-6	4	2	6	5	10	0	2	2	0	25
45	WATERSTRADT, Dan	f	3-4	0-1	1-2	0	3	3	1	7	1	1	1	1	33
22	CUSHINGBERRY, Blake	g	0-7	0-4	0-1	2	1	3	0	0	1	1	0	0	25
23	JONES, Johnathon	g	6-10	1-2	2-4	0	2	2	0	15	5	4	0	3	35
30	KANGAS, Erik	g	8-17	6-12	3-3	2	0	2	1	25	2	0	1	1	39
01	NELSON, Derick	g	0-3	0-1	0-0	2	0	2	2	0	1	2	0	0	8
04	HUDSON, Will	g	0-1	0-0	2-4	2	0	2	5	2	0	1	0	0	11
12	SAMUELS, Matt	g	1-1	0-0	0-0	0	1	1	3	2	1	1	0	0	11
21	BIESZKI, Ricky	g	0-1	0-0	0-0	0	0	0	0	0	0	0	0	0	1
31	MAYNARD, Drew	g	1-4	1-3	2-2	0	2	2	0	5	1	1	0	1	11
32	KAST, John	g	0-0	0-0	0-0	0	0	0	0	0	0	0	0	0	1
	Team					4	4	8							
	Totals		22-55	8-23	14-22	16	15	31	17	66	12	14	4	6	200

FG % 1st Half: 11-28	39.3%	2nd half: 11-27	40.7%	Game: 22-55	40.0%	Deadball
3FG % 1st Half: 4-13	30.8%	2nd half: 4-10	40.0%	Game: 8-23	34.8%	Rebounds
FT % 1st Half: 3-7	42.9%	2nd half: 11-15	73.3%	Game: 14-22	63.6%	3

Eastern Michigan 53 • 2-9

#	Player	Total		3-Ptr		Rebounds			PF	TP	A	TO	Blk	Stl	Min
		FG-FGA	FG-FGA	FT-FTA	Off	Def	Tot								
10	HARRISON, Brandon	f	1-2	0-0	0-0	1	2	3	1	2	0	1	0	0	7
33	BOWDRY, Brandon	f	7-11	0-0	3-3	3	1	4	4	17	0	3	0	0	28
25	DOBBS, Justin	c	4-9	0-0	2-4	3	5	8	3	10	1	3	0	1	32
02	FARRIS, Solomon	g	1-4	0-3	0-0	0	2	2	2	2	2	6	0	0	18
12	FRAZIER, L.J.	g	2-5	1-4	0-0	1	1	2	4	5	6	1	0	2	26
05	JONES, Tyler	g	2-7	1-3	2-2	1	3	4	0	7	2	2	0	1	32
13	GREEN, Antonio	g	0-0	0-0	0-0	0	0	0	0	0	1	2	0	0	6
15	COOPER, Will	g	4-10	0-1	0-0	0	3	3	2	8	1	0	3	1	30
21	FARROW, Wendale	g	0-2	0-0	0-0	1	1	2	1	0	1	1	0	0	13
34	DODD, Kyle	g	1-2	0-0	0-0	1	1	2	1	2	1	0	3	0	7
54	JANTON, Kamil	g	0-0	0-0	0-0	0	0	0	0	0	0	0	0	0	1
	Team					4	3	7							
	Totals		22-52	2-11	7-9	15	22	37	18	53	15	19	6	6	200

FG % 1st Half: 11-26	42.3%	2nd half: 11-26	42.3%	Game: 22-52	42.3%	Deadball
3FG % 1st Half: 1-6	16.7%	2nd half: 1-5	20.0%	Game: 2-11	18.2%	Rebounds
FT % 1st Half: 2-4	50.0%	2nd half: 5-5	100.0%	Game: 7-9	77.8%	2

Officials: Jerry Sauder, Bret Weganke and Jim Schipper
Technical fouls: Oakland University-None, Eastern Michigan-None.
Attendance: 389

OU #4 fouled out with 5:26 to play in the game
OU #34 fouled out with 00:31 to play in the game

Score by periods	1st	2nd	Total
Oakland University	29	37	66
Eastern Michigan	25	28	53

Last FG - OU 2nd-00:45, EMU 2nd-01:33.
Largest lead - OU by 15 2nd-00:45, EMU None.

Score tied - 0 times.
Lead changed - 0 times.

YPSILANTI, Mich. -- Senior **Erik Kangas** drilled six 3-pointers and scored a game-high 25 points, while junior **Johnathon Jones** added 15 points and five assists, to lead Oakland University (8-6) to a 66-53 victory over Eastern Michigan (2-9) in men's basketball action on Monday night at the Convocation Center.

Also in double figures for the Grizzlies was sophomore **Keith Benson**, scoring 10 points with a team-high six rebounds. Oakland has now won three straight against the Eagles and seven of its last nine games.

In double figures for the Eagles was sophomore Brandon Bowdry with 17 points and junior Justin Dobbins added 10 points and eight rebounds.

The Golden Grizzlies never trailed in the game and led by double digits for the first time in the second half at the 14:15 minute mark, 44-33. With OU up just six points, 48-42, Kangas drilled a 3-pointer and was fouled to convert the unusual four-point play to extend the lead back to double digits, 52-42, with 8:35 left in the game.

That would be enough as the Grizzlies pushed the lead all the way to 15 points with just under a minute left and held on to win by 13 points. OU lost the battle of the glass 37-31 and committed 14 turnovers to EMU's 19.

Some other good news for Oakland was that senior all-league player **Derick Nelson** made his debut after suffering a broken foot back on Nov. 13. Nelson played just eight minutes, going 0-for-3, with two rebounds and one assist.





Game 15 - Dec. 27



#11 Michigan State 82, Oakland 66



The Palace (15,361)

Auburn Hills, Mich.

#11 Michigan State 82 • 9-2

#	Player	F	Total			3-Ptr			Rebounds			PF	TP	A	TO	Blk	Stl	Min
			FG-FGA	FG-FGA	FT-FTA	Off	Def	Tot	Off	Def	Tot							
02	Morgan, Raymar	f	4-11	0-1	0-0	3	6	9	3	8	5	4	0	0	0	0	29	
10	Roe, Delvon	f	1-2	0-0	0-0	2	2	4	2	2	2	1	2	0	0	0	19	
14	Suton, Goran	f	7-9	2-2	0-0	4	5	9	4	16	3	0	0	1	2	2	22	
01	Lucas, Kalin	g	4-8	3-4	4-4	0	0	0	2	15	6	1	0	2	2	29		
05	Walton, Travis	g	6-10	2-2	0-0	2	1	3	1	14	2	1	0	0	0	27		
00	Ibok, Idong	g	0-0	0-0	2-2	0	0	0	2	0	0	0	0	0	0	2		
03	Allen, Chris	g	1-6	1-4	0-0	0	2	2	2	3	4	2	0	0	0	21		
13	Thornton, Austin	g	0-2	0-2	0-0	0	0	0	0	0	0	0	0	0	0	2		
15	Summers, Durrell	g	4-7	2-3	0-0	1	2	3	0	10	1	1	0	0	0	20		
23	Dahlman, Isaiah	g	0-0	0-0	0-0	0	1	1	0	0	0	0	0	0	0	2		
22	Green, Draymond	g	1-1	0-0	0-0	0	1	1	0	2	1	1	0	0	0	9		
34	Lucious, Korie	g	1-2	1-2	0-0	0	0	0	0	3	1	1	0	0	0	7		
41	Gray, Marquise	g	3-4	0-0	1-1	0	2	2	4	7	0	1	0	0	0	11		
	Team					2	2	4										
	Totals		32-62	11-20	7-7	14	24	38	18	82	25	13	2	3	200			

FG % 1st Half:	17-33	51.5%	2nd half:	15-29	51.7%	Games:	32-62	51.6%	Deadball Rebounds:	0
3FG % 1st Half:	6-9	66.7%	2nd half:	5-11	45.5%	Games:	11-20	55.0%		
FT % 1st Half:	4-4	100.0%	2nd half:	3-3	100.0%	Games:	7-7	100.0%		

Oakland University 66 • 8-7

#	Player	F	Total			3-Ptr			Rebounds			PF	TP	A	TO	Blk	Stl	Min
			FG-FGA	FG-FGA	FT-FTA	Off	Def	Tot	Off	Def	Tot							
01	NELSON, Derick	f	0-2	0-2	0-0	0	0	0	2	0	0	3	0	0	0	0	9	
45	WATERSTRADT, Dan	f	1-4	1-3	0-0	0	4	4	0	3	2	2	1	0	0	21		
34	BENSON, Keith	c	6-12	0-0	8-9	2	3	5	4	20	1	0	1	2	34			
23	JONES, Johnathon	g	3-9	0-2	4-4	0	0	0	3	10	9	4	1	0	39			
30	KANGAS, Erik	g	5-9	2-4	3-3	1	3	4	1	15	2	2	0	1	37			
04	HUDSON, Will	g	1-1	0-0	0-0	0	1	1	1	2	0	1	0	0	6			
21	BIESZKI, Ricky	g	0-0	0-0	0-0	0	0	0	0	0	0	0	0	0	1			
22	CUSHINGBERRY, Blake	g	3-7	3-6	0-0	0	2	2	0	9	2	1	0	2	32			
31	MAYNARD, Drew	g	3-6	1-2	0-1	1	2	3	1	7	0	1	2	0	20			
32	KAST, John	g	0-0	0-0	0-0	0	0	0	0	0	0	0	0	0	1			
	Team					2	1	3										
	Totals		22-50	7-19	15-17	6	16	22	12	66	16	14	5	5	200			

FG % 1st Half:	10-26	38.5%	2nd half:	12-24	50.0%	Games:	22-50	44.0%	Deadball Rebounds:	0
3FG % 1st Half:	5-11	45.5%	2nd half:	2-8	25.0%	Games:	7-19	36.8%		
FT % 1st Half:	5-7	71.4%	2nd half:	10-10	100.0%	Games:	15-17	88.2%		

Officials: Curtis Shaw, Steve Welmer, Terry Wymer
Technical fouls: #11 Michigan State-None, Oakland University-None.
Attendance: 15361

Score by periods	1st	2nd	Total	In	Off	2nd	Fast	Bench
	Points	Paint	T/O	Chance	Break			
#11 Michigan State	44	38	82	28	11	12	4	27
Oakland University	30	36	66	26	15	5	4	18

Last FG - MSU 2nd-03:53, OU 2nd-00:49.
Largest lead - MSU by 24 2nd-04:30, OU by 6 1st-12:43.

AUBURN HILLS, Mich. – Sophomore **Keith Benson** scored a game-high 20 points, senior **Erik Kangas** added 15 points, and junior **Johnathon Jones** had 10 points and nine assists, but No. 11 Michigan State (9-2) was too much on the glass, out-rebounding Oakland (8-7) 38-22 to defeat the Golden Grizzlies, 82-66, at the Palace of Auburn Hills on Saturday.

The Spartans had 12 second chance points in the game and outscored the Grizzlies' bench 27-18. OU shot 44 percent (22-50) for the game, while MSU shot 55 percent from long range (11-20) and 52 percent for the game (32-62).

The Spartans began the game on a 9-0 run, but the Golden Grizzlies responded with a 15-0 run of their own to take an early 15-9 lead with 12:43 left in the first half. The Spartans countered with another run, this time 11-0, but OU came back again with a 9-4 run to tie the game once again, 24-24, with 7:12 remaining.

There would be two more ties in the half before the Spartans drilled three 3-pointers on three straight possessions to take a commanding 14-point lead at the break, 44-30.

That separation proved to be too much for the Golden Grizzlies in the second half, falling down by as many as 24 points with just over four minutes to go in the game. OU made one last push with a five-point swing on freshman Blake Cushingberry's 3-pointer and a foul under the basket on Benson in which he converted on both free throws to make it 19 points as the Grizzlies, but Oakland could not make a big surge outscoring the Spartans 12-4 down the stretch.

Four players were in double figures for the Spartans with senior Goran Suton leading the way with 16 points and nine rebounds. Sophomore Kalin Lucas added 15 points and six assists, while senior Travis Walton had 14 points and sophomore Darrell Summers scored 10.

Game 16 - Dec. 31



Oakland 86, SD State 81



O'Rena (2165)

Rochester, Mich.

South Dakota State 81 • 6-9, 1-2 Summit

#	Player	F	Total			3-Ptr			Rebounds			PF	TP	A	TO	Blk	Stl	Min
			FG-FGA	FG-FGA	FT-FTA	Off	Def	Tot	Off	Def	Tot							
23	WILLIAMS, Kai	f	4-10	2-6	2-2	1	6	7	3	12	5	2	0	0	0	34		
33	CALLAHAN, Griffin	f	5-9	3-5	1-1	6	0	6	5	14	1	2	0	2	29			
40	CORDOVA, Anthony	f	7-13	0-0	3-3	4	4	8	2	17	0	3	0	1	33			
10	SARGENT, Clint	g	4-9	3-7	1-2	0	1	1	2	12	8	2	0	0	34			
20	CALLAHAN, Garrett	g	7-11	7-10	3-3	0	4	4	2	24	2	3	0	1	37			
01	PALARCA, Michael	g	0-2	0-2	0-0	1	0	1	0	1	0	1	0	0	15			
05	MOSS, Dale	g	1-4	0-0	0-0	1	0	1	1	2	0	1	0	0	13			
24	CASSADAY, Josh	g	0-1	0-0	0-0	0	0	0	0	0	0	1	0	0	5			
	Team					1	1	2										
	Totals		28-59	15-30	10-11	14	16	30	16	81	17	14	0	5	200			

FG % 1st Half:	10-25	40.0%	2nd half:	18-34	52.9%	Games:	28-59	47.5%	Deadball Rebounds:	0
3FG % 1st Half:	6-13	46.2%	2nd half:	9-17	52.9%	Games:	15-30	50.0%		
FT % 1st Half:	5-6	83.3%	2nd half:	5-5	100.0%	Games:	10-11	90.9%		

Oakland University 86 • 9-7, 2-1 Summit

#	Player	F	Total			3-Ptr			Rebounds			PF	TP	A	TO	Blk	Stl	Min
			FG-FGA	FG-FGA	FT-FTA	Off	Def	Tot	Off	Def	Tot							
45	WATERSTRADT, Dan	f	4-4	2-2	0-0	3	3	6	1	10	2	0	0	0	30			
34	BENSON, Keith	c	7-12	0-0	5-6	4	5	9	1	19	0	1	3	1	31			
22	CUSHINGBERRY, Blake	g	1-3	0-2	0-2	0	0	0	3	2	2	0	0	1	26			
23	JONES, Johnathon	g	4-14	1-4	0-0	0	3	3	9	6	4	0	1	32				
30	KANGAS, Erik	g	5-11	4-8	6-7	0	4	4	1	20	5	0	0	2	36			
04	HUDSON, Will	g	5-7	0-0	0-0	3	0	3	2	10	0	0	1	0	11			
12	SAMUELS, Matt	g	1-1	0-0	0-0	0	0	0	1	2	2	1	0	1	14			
31	MAYNARD, Drew	g	5-8	1-2	3-3	3	2	5	1	14	0	2	1	3	20			
	Team					2	1	3										
	Totals		32-60	8-18	14-18	15	18	33	13	86	17	8	5	9	200			

FG % 1st Half:	16-32	50.0%	2nd half:	16-28	57.1%	Games:	32-60	53.3%	Deadball Rebounds:	1
3FG % 1st Half:	4-9	44.4%	2nd half:	4-9	44.4%	Games:	8-18	44.4%		
FT % 1st Half:	3-6	50.0%	2nd half:	11-12	91.7%	Games:	14-18	77.8%		

Officials: James Ferrari, Lamar Simpson, John Yorkovich
Technical fouls: South Dakota State-None, Oakland University-None.
Attendance: 2165

Score by periods	1st	2nd	Total	In	Off	2nd	Fast	Bench
	Points	Paint	T/O	Chance	Break			
South Dakota State	31	50	81	39	14	15	2	26
Oakland University	39	47	86	40	14	15	2	26

Last FG - SDSU 2nd-00:00, OU 2nd-01:09.
Largest lead - SDSU by 3 1st-19:42, OU by 18 2nd-11:29.

ROCHESTER, Mich. – Senior **Erik Kangas** scored 20 points and dished out a career-high five assists, sophomore **Keith Benson** ended with 19 points and nine rebounds, and freshman **Drew Maynard** scored 14 points off the bench to lead Oakland University (9-7, 2-1) past South Dakota State (6-9, 1-2), 86-81, in Summit League men's basketball action on Wednesday in the Athletics Center O'Rena.

Also in double figures for the Golden Grizzlies was senior **Dan Waterstradt** and sophomore **Will Hudson**, each with 10. Waterstradt grabbed six rebounds, while Hudson had three to go with one block. Junior Johnathon Jones scored nine points with six assists, and is now just three points shy of reaching 1,000 in his career.

The Golden Grizzlies won by five despite SDSU draining a school record 15 3-pointers, finishing 50 percent for the game from long range (15-30). OU won the battle of the glass, 33-30, and shot 53 percent from the field (32-60). The Grizzlies also outscored the Jackrabbits 40-22 in the paint.

The Grizzlies would push the lead to double digits just eight minutes into the second half with a 17-3 run that put Oakland up by 18 points, the largest lead of the game. SDSU continued to use the long range shot to get back in to the game, answering with a 10-0 run to get within eight points, 63-55 (8:56).

The Jacks crept within four points of the Grizzlies at the 2:24 minute mark with a layup, but Kangas drilled a big 3-pointer, his first in over 12 minutes, to extend OU's lead to seven, 78-71. Benson scored four straight points for Oakland and Kangas buried four straight free throws to fight off SDSU, who connected on two more treys over the final minutes, to win their fifth straight game in the O'Rena.

SDSU had five players in double figures led by junior Garrett Callahan's game-high 24 points. Sophomore Anthony Cordova scored 17 points and grabbed eight rebounds, freshman Griffin Callahan finished with 14 points, and junior Kai Williams and sophomore Clint Sargent each had 12 points for the Jackrabbits.

