



Athletic Communications NORTHWESTERN

1501 Central Street, Evanston, IL 60208-3630 Phone 847-491-7503 Fax 847-491-8818 NUsports.com

GAME DATA • NOTES

Nov. 16, 2009

Northwestern (7-4, 4-3 Big Ten) vs.
No. 16 (BCS) Wisconsin (8-2, 5-2)

Game Facts

Saturday, Nov. 21, 2009
2:31 p.m. CT
Ryan Field
(47,130, Natural Grass)
Evanston, Ill.



Radio—Saturday's game will be broadcast on WGN 720 AM and wgnradio.com with the broadcast beginning at 2 p.m. Dave Eanet (play-by-play) and Ted Albrecht (analyst) call the action. WNUR (89.3), NU's student radio station, also will carry the game. The game can also be heard on Sirius (channel 151) and XM (channel 197) satellite radio.



Television—The Big Ten Network is televising the game to a national cable audience.



Wayne Larrivee (play-by-play), Chris Martin (analyst) and Charissa Thompson (sideline) are calling the game.

Northwestern Wildcats Staff

Head Coach.....Pat Fitzgerald (Northwestern '97)
NU Record..... 26-22, Fourth Year
Career Record..... 26-22, Fourth Year
Big Ten Record..... 14-17
Assistant Coaches..... Jerry Brown (Asst. Head Coach/Defensive Backs), Mike Hankwitz (Defensive Coordinator), Mick McCall (Offensive Coordinator), Randy Bates (Linebackers), Adam Cushing (Offensive Line), Bob Heffner (Superbacks), Kevin Johns (Wide Receivers), Marty Long (Defensive Line), Matt MacPherson (Running Backs)

2009 Schedule and Results (7-4, 4-3)

Date	Opponent (TV)	Time/Result
Sept. 5	Towson (BTN)	W, 47-14
Sept. 12	Eastern Michigan (BTN)	W, 27-24
Sept. 19	Syracuse (ESPN GamePlan)	L, 37-34
Sept. 26	Minnesota * (BTN)	L, 35-24
Oct. 3	Purdue * (BTN)	W, 27-21
Oct. 10	Miami (Ohio) (BTN)	W, 16-6
Oct. 17	Michigan State * (ESPN2)	L, 24-14
Oct. 24	Indiana * (BTN)	W, 29-28
Oct. 31	12/10/10 Penn State * (ESPN)	L, 34-13
Nov. 7	8/6/7 Iowa * (ESPN)	W, 17-10
Nov. 14	Illinois * (ESPN Classic)	W, 21-16
Nov. 21	17/14/15 Wisconsin * (BTN)	2:30 p.m.

* Big Ten game • Home events in bold • Times CT • Rankings reflect polls (AP/USA Today/Harris) week of the game

NU CLOSES OUT REGULAR SEASON WITH SENIOR DAY

For Openers

• After winning its third game in four weeks, surging Northwestern wraps up the 2009 regular season at home against the 16th-ranked (BCS) Wisconsin Badgers. Kickoff is set for 2:30 p.m. CT. The Big Ten Network is televising the game to a national cable audience. This is the first meeting between the Badgers and Wildcats since the 2006 season.

• Northwestern claimed the inaugural Land of Lincoln Trophy by defeating Illinois 21-16 this past Saturday in Champaign. Aided by two lengthy second-half scoring drives (99 and 80 yards), the Wildcats built a 21-3 lead early in the fourth quarter. Illinois did not quit, however, and came roaring back with two straight touchdowns. With the ball on their own 30-yard line and the Illini facing a fourth-and-one, NU cornerback **Sherrick McManis** came up with a spectacular interception that locked up the Wildcat win.

• The victory over Illinois gave the Wildcats their seventh win of the year and assured them of a second successive winning season. NU also improved its postseason bowl possibilities, with the Champs Sports, Valero Alamo and Insight bowls becoming the leading candidates for the Wildcats' holiday destination.

• Against Illinois, quarterback **Mike Kafka** notched his fourth 300-yard passing game of the season, completing 23-of-37 passes for 305 yards, which included a 28-yard TD reception to leading receiver **Zeke Markshausen**. Kafka also ran for 12 yards, including a 1-yard TD, giving him 317 yards of total offense.

• Northwestern has won six of its last eight Big Ten road games, going 3-1 away from home in both 2008 and 2009. Under fourth-year coach Pat Fitzgerald, NU's Big Ten road record is now 8-8.

• Making its first visit to Ryan Field since Oct. 8, 2005, Wisconsin brings its Big Ten-leading rushing attack to Evanston this Saturday after improving to 8-2 last weekend with a convincing 45-24 win over Michigan. Wisconsin averages 208.0 yards per game on the ground, with sophomore running back John Clay leading the Big Ten with 112.4 ypg.



Prior to Saturday's kickoff versus Wisconsin, Northwestern will recognize and honor its 21 student-athletes who are playing their final home game. The fifth-year seniors in this class have been associated with 33 NU victories and four bowl-eligible teams.

Senior Day

• NU is honoring 21 student-athletes, who are playing at Ryan Field for the final time. The seniors are: OL **Mike Boyle**, WR **Andrew Brewer**, WR **Carl Fisher**, WR **Kevin Frymire**, DT **Adam Hahn**, WR **Mark Ison**, LB/student coach **Chris Jeske**, QB **Mike Kafka**, WR **Zeke Markshausen**, OT **Kurt Mattes**, QB **Joe Mauro**, CB **Sherrick McManis**, WR **Kevin Mitchell**, SB **Brendan Mitchell**, S **James Nussbaum**, S **Brad Phillips**, S **Brendan Smith**, OL **Desmond Taylor**, DT **Marshall Thomas**, SB **Mark Woodsum**, DE **Corey Wootton**. Some of their class highlights (last five years) include:

- Totaled 33 wins in their career (last five years), most by any five-year class since the early 1900s.
- Been a part of four bowl-eligible teams (2005, '07, '08 and '09)—first class to be associated with four bowl-eligible squads
- Posted a .500 or better record in four of their five seasons (7-5 in 2005, 6-6 in 2007, 9-4 in 2008 and 7-4 thus far in 2009)
- Defeated four nationally ranked teams (Wisconsin in '05, Michigan State in '05, Minnesota in '08, Iowa in '09)
- Posted three straight wins at Iowa's Kinnick Stadium, with the 2009 win coming over the nation's No. 4-ranked team (BCS). The last time NU defeated a team with a better record than Iowa's 9-0 mark was the 1949 Rose Bowl, when NU knocked off 10-0 California. First win over a top-5 team since knocking off No. 1 Miami (Fla.) in 1967.
- Posted an 11-9 record in Big Ten road games
- Defeated in-state rival Illinois four of five times, and claimed the inaugural Land of Lincoln Trophy in 2009

Athletic Communications Contact Information:

Office Phone: (847) 491-7503 • Office Fax: (847) 491-8818

Director/Football Contact: Mike Wolf • (847) 467-2028 (direct office) • (847) 833-3095 (cell)

Email Address: mwolf@northwestern.edu

Assistant Director/Asst. Football Contact: Doug Meffley • (847) 491-3688 (direct office) (847) 833-2471 (cell) • Email Address: d-meffley@northwestern.edu

2009 SEASON HONORS

DOUG BARTELS • OL

• *ESPN The Magazine* first-team Academic All-District selection

ANDREW BREWER • WR

• *ESPN The Magazine* Academic All-America Nominee • 2009 AFCA Good Works Team recipient • 2009 NFF William V. Campbell Trophy Semifinalist • 2009 ARA Sportsmanship Award Finalist (one of 10) • 2009 Wuerffel Trophy finalist (one of 12)

STEFAN DEMOS • PK

• Big Ten Co-Special Teams Player of the Week (vs. Purdue, Oct. 4) • Big Ten Special Teams Player of the Week (vs. Indiana, Oct. 25) • *ESPN The Magazine* first-team Academic All-District selection • Lou Groza Award semifinalist

MIKE KAFKA • QB

• Big Ten Co-Offensive Player of the Week (vs. Syracuse, Sept. 20)

ZEKE MARKSHAUSEN • WR

• *ESPN The Magazine* first-team Academic All-District selection

DAN PERSA • QB

• *ESPN The Magazine* Academic All-America Nominee

JOSH ROOKS • SB

• *ESPN The Magazine* Academic All-America Nominee

KEVIN WATT • DE

• *ESPN The Magazine* Academic All-America Nominee

COREY WOOTTON • DE

• 2009 *Playboy* All-American

NORTHWESTERN PLAYERS OF THE GAME

Game	Offensive	Off. Big Playmaker	Off. Practice Player
Towson	Kurt Mattes	Andrew Brewer	Colin Armstrong
Eastern Michigan	Desmond Taylor	Drake Dunsmore	Chuck Porcelli
Syracuse	Drake Dunsmore	Mike Kafka	Aaron Nagel
Minnesota	Brendan Mitchell	Arby Fields	Brendan Barber
Purdue	Mike Kafka	Zeke Markshausen	Mike Trumpy
Miami (Ohio)	Zeke Markshausen	Mike Kafka	Carl Fisher
Michigan State	Zeke Markshausen	Mike Kafka	Mark Woodsum
Indiana	Andrew Brewer	Zeke Markshausen	John Plasencia
Penn State	Al Netter	Dan Persa	Taylor Paxton
Iowa	Sidney Stewart	Drake Dunsmore	Carl Fisher
Illinois	Zeke Markshausen	Mike Kafka	Colin Armstrong
Wisconsin			

Game	Defensive	Def. Big Playmaker	Def. Practice Player
Towson	Vince Browne	Quentin Williams	Jared Carpenter
Eastern Michigan	Brendan Smith	Ben Johnson	Anthony Battle
Syracuse	Ben Johnson	Brad Phillips	Roderick Goodlow
Minnesota	—	Sherrick McManis	David Arnold
Purdue	Brad Phillips	Vince Browne	Hunter Bates
Miami (Ohio)	Vince Browne	B. Phillips/Q. Davie	Tim Riley
Michigan State	Brian Peters	David Arnold	Kyle Petty
Indiana	—	Quentin Davie	Cooper Gerami
Penn State	David Arnold	—	Davon Custis
Iowa	Corey Wootton	Marshall Thomas	Damien Proby
Illinois	Corey Wootton	N. Williams/McManis	Bryce McNaul
Wisconsin			

Game	Special Teams	ST Practice Player of the Week
Towson	Stephen Simmons	Mike Jensen
Eastern Michigan	Stefan Demos	Roderick Goodlow
Syracuse	Josh Rooks	Damien Proby
Minnesota	—	Roderick Goodlow
Purdue	Stefan Demos	Damien Proby
Miami (Ohio)	Jacob Schmidt	Brendan Barber
Michigan State	—	Damien Proby
Indiana	Ricky Weina	Mike Jensen
Penn State	Stefan Demos	Davion Fleming
Iowa	J. Schmidt/S. Simmons	Tim Weak
Illinois	Hunter Bates	Mike Jensen
Wisconsin		

Northwestern-Wisconsin Series Information

Series Record: UW leads 55-32-5

Series Record Since 1995: Tied 5-5

At Evanston: UW leads 29-17-2 • **At Madison:** UW leads 26-15-3

Series Streak: UW—1

Series Notes: This is the 93rd meeting between Wisconsin and Northwestern, and the 49th meeting in Evanston. It is the first meeting between the two schools since Oct. 7, 2006 ... The rivalry with Wisconsin is Northwestern's oldest among Big Ten teams (dating to 1890). Only NU and Illinois have played more games (103) than NU and Wisconsin (92) ... Northwestern has won three of the last five games against Wisconsin ... In the two teams last meeting at Ryan Field (2005), the Wildcats exploded for a school-record 674 yards of offense as they won a thrilling shootout, 51-48. Brett Basanez threw for 361 yards and Tyrell Sutton ran for 244.

Northwestern Coach Pat Fitzgerald

No matter what the setting, 2008 College Football Hall of Fame inductee **Pat Fitzgerald** invariably feels comfortable using his passion, unwavering set of core values and outward enthusiasm to inspire and improve those around him. It's apparent to anyone who has watched Fitzgerald join in his squad's linebacker drills during practice to demonstrate proper tackling form. Or to the hundreds of Northwestern freshmen to whom Fitzgerald teaches the right way to sing the school fight song at the start of each academic year. It's even clear to members of the state government of Illinois, whom this past winter invited Fitzgerald to serve on the Illinois Reform Commission aimed at rooting out political corruption.

That passion was also a primary factor in Fitzgerald's Hall-of-Fame playing career at Northwestern, when he was a two-time Bronko Nagurski and Chuck Bednarik Award winner and team leader of NU's back-to-back Big Ten title-winning teams in the mid-'90's. The 'Cats posted a two-year (1995 & '96) Big Ten record of 15-1 and made appearances in the 1996 Rose Bowl and 1997 Citrus Bowl with Fitzgerald serving as the centerpiece of a defense that ranked among the nation's best.

Although Fitzgerald's passion and commitment to excellence may be difficult to quantify, his positive impact in Northwestern's on-field performance since he took the reins as head coach in 2006 is not.

In 2008, Fitzgerald guided the Wildcats to a nine-win season and a berth in the Valero Alamo Bowl—which proved to be an overtime thriller against Missouri—as NU earned bowl eligibility for the third time in four seasons. For his efforts, Fitzgerald was named the Big Ten Coach of the Year by the Touchdown Club of Columbus, and a semifinalist for the George Munger Coach of the Year Award and a finalist for the Liberty Mutual Coach of the Year Award.

Entering this weekend's action, Fitzgerald has guided the Wildcats to 26 wins since he assumed the head coaching duties in 2006. **He has won more games faster than any previous NU coach in the past 100 years.**

Fitzgerald and his wife, Stacy, have three boys: Jack (turns 5 later this month), Ryan (3) and Brendan (9 months). (For Fitzgerald's complete bio, refer to pages 108-111 in the NU media guide.)

Fitzgerald's Coaching Record by Month

Year	August	September	October	November	Dec./Jan.
2006	1-0	1-3	0-4	2-1	0-0
2007	0-0	2-3	3-1	1-2	0-0
2008	1-0	4-0	1-2	3-1	0-1
2009	0-0	2-2	3-2	2-0	0-0
Totals	2-0	9-8	7-9	8-4	0-1

2009 Team Captains

Northwestern Head Coach Pat Fitzgerald announced just prior to the season that seniors **Mike Kafka** (Chicago, Ill./St. Rita), **Sherrick McManis** (Peoria, Ill./Richwoods), **Brendan Smith** (Andover, Mass./New Hampton Prep (N.H.)) and **Corey Wootton** (Rutherford, N.J./Don Bosco Prep) would serve as 2009 captains. Smith is a team captain for a second consecutive year, making him just the eighth player in Northwestern's 122-year history to serve in that capacity for two different seasons. The last NU player to earn that honor was Barry Gardner in 1997 and 1998.

Coaching from the Press Box

Four of Northwestern's nine full-time assistant coaches will be positioned in the press box during each game. Those four are: offensive coordinator **Mick McCall**, superbacks coach **Bob Heffner** (NU's only new staff addition this year), defensive line coach **Marty Long** and defensive backs coach **Jerry Brown**.

Three Northwestern Players Earn First-Team Academic All-District Honors

Three Northwestern student-athletes have earned *ESPN The Magazine* first-team Academic All-District honors. To be nominated, a player must carry a cumulative GPA of 3.30 or higher, be a starter or key reserve, and be in their second full academic year at Northwestern. Northwestern's three first-team selections are: offensive lineman **Doug Bartels**, place-kicker **Stefan Demos** and wide receiver **Zeke Markshausen**. Bartels, Demos and Markshausen are now candidates for the *ESPN The Magazine* Academic All-America@ team, which will be announced Nov. 24. Wide receiver **Andrew Brewer**, quarterback **Dan Persa**, superback **Josh Rooks** and defensive end **Kevin Watt** also were nominated for the honor.

Academic Achievement

In addition to Northwestern's successes on the football field, the Wildcats continue to excel in the classroom. For the first time in school history, Northwestern's football program achieved a team grade point average of 3.0 or better for the 2009 spring quarter. For the year, the Wildcats touted a record 158 3.0's (for three quarters). A school-record 56 players recorded GPAs of 3.0 or higher during the fall quarter (2008) and a school-record 26 players were named Academic All-Big Ten. Four players were named to the Big Ten's Distinguished Scholar Award (posting a 3.70 or better GPA for the 2008-09 academic year). In addition, Northwestern has won the AFCA's Academic Achievement Award three of the last six years.

Bet You Didn't Know ...

In the last six years, the Wildcats own the sixth-best Big Ten record at 28-27 (.509). The 'Cats are bunched with Penn State and Purdue in the middle of the standings. Here's a look at the composite Big Ten records since 2003:

Team	Composite Big Ten Records (2003-present)
1. Ohio State	45-10
2. Wisconsin	35-20
Michigan	35-20
4. Iowa	33-22
5. Penn State	31-24
6. Northwestern	28-27
7. Purdue	26-29
8. Michigan State	25-30
9. Minnesota	20-35
10. Illinois	13-43
11. Indiana	11-44

And What About This?

Since 1995, only five Big Ten programs have managed to compile a winning record against Northwestern. Those five are Michigan (4-8), Ohio State (1-9), Penn State (3-8), Michigan State (6-5) and Purdue (6-8). Against the other five schools, NU is .500 or better in the last 14 years: Indiana (8-3), Illinois (10-5), Iowa (8-5), Minnesota (6-5) and Wisconsin (5-5). Northwestern has now won six or more games nine times since 1995 (with six bowl appearances).

Northwestern-Illinois Post-Game Notes

- This was Northwestern's first game of the season with no turnovers. (In four other games, all victories, NU has totaled just one turnover.) In the Wildcats' seven wins this season, they own a +10 turnover margin advantage.
- In this annual series, the team with the better record has won the last 11 times in a row and 16 of the last 17, with 1998 the lone exception. (That year, Illinois was 1-3; Northwestern 2-2)
- Although Northwestern allowed a single-game season-high 212 rushing yards, the Wildcats kept the Illinois running backs well below their collective yards per carry average. The Illini running backs were averaging a combined 6.2 ypc in their first nine games. NU's defense held the running back trio of Mikel Leshoure, Jason Ford and Daniel Dufrene to 4.9 ypc.
- Northwestern totaled 400-plus yards (444 yards) in total offense for the fourth time this season.
- Defensive end **Corey Wootton** started his 47th career game vs. Illinois, an NU record. Wootton notched one sack in the game, which gave him 18.5 for his career. Wootton had two TFLs in the contest, giving him 37 for his career and tying him for fourth place on NU's career list. Wootton ranks third on NU's career sack list.
- Running back **Arby Fields** led all Northwestern running backs with 50 yards. He scored his fifth TD of the season, and his first since the Purdue game, early in the fourth quarter on a 1-yard run. Fields averaged a team-best 5.6 yards per carry.
- Ten different players caught passes against Illinois, one shy of the 11 that NU had versus Penn State. All four NU running backs who played—**Jacob Schmidt**, **Scott Concannon**, **Stephen Simmons** and **Arby Fields**—had one catch apiece.
- Northwestern's offensive line allowed just one sack against an Illinois defensive front that was coming off a seven-sack performance the previous week at Minnesota.
- Northwestern notched two interceptions in the game, which upped its season total to 14, one more than last year's 13-game total. Linebacker **Nate Williams** and cornerback **Sherrick McManis** recorded the two picks. For McManis, it was his fourth of the season (in eight games played).

NATIONAL RANKINGS

USA Today Coaches Poll (Nov. 15, 2009)

1. Florida (48 first-place votes) (10-0)	1,460
2. Texas (4) (10-0)	1,397
3. Alabama (7) (10-0)	1,388
4. TCU (10-0)	1,277
5. Cincinnati (10-0)	1,219
6. Boise State (10-0)	1,183
7. Georgia Tech (10-1)	1,127
8. Ohio State (9-2)	1,019
9. Pittsburgh (9-1)	997
10. LSU (8-2)	956
11. Oregon (8-2)	875
12. Penn State (9-2)	772
13. Oklahoma State (8-2)	750
14. Wisconsin (8-2)	630
15. Iowa (9-2)	584
16. Virginia Tech (7-3)	558
17. Stanford (7-3)	516
18. Brigham Young (8-2)	404
19. Clemson (7-3)	274
20. Oregon State (7-3)	256
21. USC (7-3)	239
22. Houston (8-2)	229
23. Utah (8-2)	212
24. Miami, Fla. (7-3)	156
25. (tie) North Carolina (7-3)	107
Nebraska (7-3)	107

Others Receiving Votes: Arizona 87, Navy 76, Rutgers 74, California 55, West Virginia 46, Mississippi 46, Central Michigan 27, Temple 17, Oklahoma 15, Boston College 14, Auburn 8, Texas Tech 7, Nevada 6, **Northwestern** 3, Georgia 2.

Associated Press Poll (Nov. 15, 2009)

1. Florida (36 first-place votes) (10-0)	1,463
2. Alabama (14) (10-0)	1,429
3. Texas (10) (10-0)	1,424
4. TCU (10-0)	1,307
5. Cincinnati (10-0)	1,247
6. Boise State (10-0)	1,213
7. Georgia Tech (10-1)	1,139
8. Pittsburgh (9-1)	1,030
9. Ohio State (9-2)	990
10. LSU (8-2)	968
11. Oregon (8-2)	918
12. Oklahoma State (8-2)	754
13. Penn State (9-2)	689
14. Stanford (7-3)	652
15. Iowa (9-2)	633
16. Virginia Tech (7-3)	559
17. Wisconsin (8-2)	547
18. Clemson (7-3)	442
19. Brigham Young (8-2)	344
20. Oregon State (7-3)	338
21. Miami, Fla. (7-3)	255
22. USC (7-3)	223
23. Utah (8-2)	183
24. Houston (8-2)	149
25. Rutgers (7-2)	145

Others Receiving Votes: North Carolina 144, Nebraska 64, California 53, Arizona 50, Mississippi 45, Navy 41, Temple 23, Georgia 9, Auburn 9, West Virginia 8, Oklahoma 5, Texas Tech 4, Boston College 3, Nevada 1.

Harris Interactive Poll (Nov. 15, 2009)

1. Florida (78) (10-0); 2. Texas (19) (10-0); 3. Alabama (16) (10-0); 4. TCU (1) (10-0); 5. Cincinnati (10-0); 6. Boise State (10-0); 7. Georgia Tech (10-1); 8. Ohio State (9-2); 9. Pittsburgh (9-1); 10. LSU (8-2); 11. Oregon (8-2); 12. Penn State (9-2); 13. Oklahoma State (8-2); 14. Iowa (9-2); 15. Wisconsin (8-2); 16. Virginia Tech (7-3); 17. Stanford (7-3); 18. BYU (8-2); 19. Clemson (7-3); 20. USC (7-3); 21. Utah (8-2); 22. Oregon State (7-3); 23. Houston (8-2); 24. Miami, Fla. (7-3); 25. Nebraska (7-3).

Others Receiving Votes: Rutgers, Arizona, North Carolina, California, Navy, Mississippi, West Virginia, Temple, Oklahoma, South Florida, Central Michigan, Auburn, Boston College, Nevada, **Northwestern**, Air Force.

NU Opponents in bold

CAREER RECORDS UPDATE

CAREER TOTAL OFFENSE

1. Brett Basanez (2002-05).....	11,576
2. Len Williams (1990-93).....	8,029
3. C.J. Bachér (2005-08).....	7,571
4. Zak Kustok (1999-2001).....	7,116
5. Mike Greenfield (1984-87).....	6,707
6. Steve Schnur (1993-96).....	5,542
7. Sandy Schwab (1982-85).....	5,401
8. Damien Anderson (1998-2001).....	4,485
9. Mike Kafka (2006-present)	4,247
10. Maurie Daigneau (1969-71).....	3,930
11. Mike Kerrigan (1979-81).....	3,856
12. Darnell Autry (1994-96).....	3,793
13. Tom Myers (1962-64).....	3,496
14. Mitch Anderson (1972-74).....	3,366

CAREER PASS SACKS

1. Casey Dailey (1994-97).....	28
2. Steve Shine (1990-93).....	21
3. Corey Wootton (2005-present)	18.5
4. Dwayne Missouri (1997-2000).....	17
5. Matt Rice (1993-96).....	12

CAREER TACKLES-FOR-LOSS

1. Casey Dailey (1994-97).....	53
2. Dwayne Missouri (1997-2000).....	45
3. Matt Rice (1993-96).....	42
4. Corey Wootton (2006-present)	37
Keith Cruise (1981-84).....	37
6. Steve Shine (1990-93).....	34
Kevin Bentley (1998-2001).....	34
Loren Howard (2002-04).....	34

CAREER KICKOFF RETURN AVERAGE

1. Jeff Backes (2002-04).....	26.5
2. Curtis Duncan (1983-86).....	26.2
3. Willie Stinson (1961-63).....	25.6
4. Steve Tasker (1982-84).....	24.3
5. Stephen Simmons (2007-present)	23.4
6. Lee Gissendaner (1990-93).....	22.1
7. Sherrick McManis (2006-present)	22.0
8. A.J. Owens (1972).....	21.6

(minimum average of 1.0 returns per game)

CAREER INTERCEPTIONS

1. Brett Whitley (1984-87).....	15
2. Tom Worthington (1946-49).....	14
3. Malcolm Hunter (1974-77).....	11
4. Harold Blackmon (1997-2000).....	10
Eric Hutchinson (1969-71).....	10
6. Willie Lindsey (1989-92).....	9
7. Sherrick McManis (2006-present)	8
Bobby Anderson (1979-82).....	8
Dick McCauley (1962-64).....	8
10. Brendan Smith (2005-present)	7
Four other players.....	7

CAREER PASS BREAKUPS

1. Harold Blackmon (1997-2000).....	48
2. Marvin Ward (2001-04).....	40
3. Sherrick McManis (2006-present)	29
4. Raheem Covington (1998-2002).....	24

THIS WEEK'S MEDIA AVAILABILITY (Nov. 16-20)

Monday, Nov. 16—Noon • News Conference (Coach Fitzgerald followed by student-athletes)

Tuesday, Nov. 17—Practice (8:30 to 10:30 a.m.) • Coaches/Players; 12:30 p.m. • Big Ten Teleconference (see Media Information on next page)

Wednesday, Nov. 18—Practice (8:30 to 10:30 a.m.) • Coaches/Players

Thursday, Nov. 19—No availability

Friday, Nov. 20—NGN Luncheon (Downtown Harry Caray's—Coach Fitzgerald available at 11:30 a.m.)

Northwestern-Wisconsin Connections

- Northwestern defensive coordinator **Mike Hankwitz** was the defensive coordinator at Wisconsin for the 2006-07 seasons.
- Wisconsin receivers coach DelVaughn Alexander was a graduate assistant at USC when the Trojans met Northwestern in the 1996 Rose Bowl.
- Northwestern sophomore linebacker **Bryce McNaul** and Wisconsin junior linebacker Blake Sorensen were teammates at Eden Prairie High School in Eden Prairie, Minn.

Unitas Candidate Mike Kafka Leads NU to Seventh Season Victory at Illinois

Senior quarterback **Mike Kafka**, who was one of 20 players to land on the Johnny Unitas Golden Arm Award Watch List, had his best performance since he suffered a hamstring injury vs. Penn State on Saturday at Illinois. Kafka, who was forced to the sidelines midway through the second quarter of the Penn State game, completed 23-of-37 passes for 305 yards, one TD and no interceptions against the Illini. He also totaled 12 rushing yards, which included a 1-yard TD run. The victory was the 10th of his career (in 17 starts). Kafka played approximately half of the team's snaps at Iowa when the Wildcats beat the nation's fourth-ranked (BCS) team. Although he was held to season lows in completions (10), attempts (18) and yards (72) against the Hawkeyes, Kafka continues to rank at the top of the Big Ten's major statistical categories. Some Kafka highlights thus far this year:

- Ranks first among Big Ten QB's in completions (22.4 pg) and completion pct. (65.8). He is second in fewest interceptions thrown (1.87 percent of attempts) and total offense (256.4 ypg), and third in passing yards (233.8 ypg). Kafka also has 248 rushing yards and 7 TD's.
- Set single-game school records at Syracuse for completion percentage (.833, 35-of-42) and consecutive completions (16). He opened the game by completing his first 16 passes, breaking a record that had stood for 47 years (previously held by Tom Myers, 1962). Tabbed the Big Ten Co-Offensive Player of the Week for his performance against the Orange.
- At Syracuse, threw three TD passes, ran for one and caught another—a 24-yard reception from **Andrew Brewer**, a former NU quarterback. Kafka became the first Big Ten player to record at least one passing, rushing and receiving TD in the same game since Penn State's Zack Mills accomplished the feat in 2004.
- Has four 300-yard passing games—Syracuse (390), Minnesota (309), Indiana (312) and Illinois (305).

Backing up Kafka is **Dan Persa**, who has played in nine games this season. He has earned his most significant playing time the past three weeks. Against PSU, Persa set career single-game bests for completions (14) and passing yards (115). Prior to injuring his throwing hand vs. Iowa, Persa totaled a career-best 67 rushing yards and completed 5-of-9 passes for 37 yards and a TD against the Hawkeyes. He totaled 23 rushing yards at Illinois. Persa tossed his first career TD pass, a 72-yarder, vs. Towson.

Former Walk-on Zeke Markshausen Ranks Second in Big Ten Receiving

Wide receiver **Zeke Markshausen** entered the 2009 season with one career reception. Eleven games later, Markshausen has become one of the nation's top wideouts and leads the Wildcats with 76 receptions and 737 receiving yards. Markshausen, who now has the fifth most receptions in a single-season at NU, ranks second among all Big Ten receivers with 6.9 receptions per game. In seven Big Ten games, he has totaled a conference-best 58 receptions (8.3 per game).

Andrew Brewer, **Drake Dunsmore** and **Sidney Stewart** are NU's other top three receivers, with Brewer, a former QB, topping the stat sheet with five TD receptions and a 16.0 ypr avg. Brewer had one of his top career performances four weeks ago vs. Indiana with eight catches for 135 yards and a 51-yard TD grab. Dunsmore, a superback, has 35 receptions for 358 yards and 2 TD's. Stewart has 28 catches for 279 yards.

Wildcats Employ Running Back by Committee in 2009

At the running back position, it has been "running back by committee," largely due to similarly skilled player and injuries. The latest running back to emerge is redshirt sophomore **Scott Concannon**, who set single-game career bests for rushes (16) and yards (73) against Indiana. Two weeks later, Concannon had 59 key yards in the win at Iowa. Junior **Stephen Simmons**, who began the year as the starting tailback, returned to action vs. Miami after missing three games with an ankle injury. He was forced to sit out the Indiana game, however, with the same injury. He averages 29.0 ypg.

Sophomore **Jacob Schmidt** and true freshman **Arby Fields** have both contributed throughout the season, as well. Schmidt, who had a career-high 61 rushing yards vs. Eastern Michigan and a career-high 46 receiving yards at Syracuse, is averaging 18.1 ypg. Fields, who leads all NU running backs with five TD's, ran for a team-best 50 yards (5.6 ypc) at Illinois on Saturday.

Northwestern Out to Break 2008 School Mark for Rushing Defense

Last year, Northwestern broke a 13-year-old record for rushing yards allowed per game. Last year's unit set the school mark with a figure of 126.4 yards per game. With one game remaining in the 2009 regular season, and facing the Big Ten's most potent rushing attack, the Wildcats are giving up just 125.7 yards per game. Northwestern has held four 2009 opponents to less than 100 yards rushing per game. NU held Purdue to a season-low 62 rushing yards, and Iowa to 65 yards.

NU's Banged-Up Secondary Trying to Get Healthy; Smith Still Sidelined

Just when it appeared that NU's secondary was back to full strength last month, the Wildcats have been challenged once again in recent weeks with new injuries. Against Miami, NU lost **Brendan Smith** late in the first half to a broken thumb. He returned to action Oct. 31 against Penn State, but was unable to finish the game and was forced to sit out last two contests. Midway through the first half at Michigan State, NU lost its other safety, **Brad Phillips**, to a shoulder injury. He did not start against Indiana, but did play. Backup safety **Brian Peters**, who replaced Smith in the lineup, broke his hand in practice four weeks ago, but started and played the entire game vs. Indiana. While Smith was sidelined initially, Peters contributed 26 tackles, a sensational interception, a 27-yard fumble return, a forced fumble, a breakup and 0.5 TFLs. For the season, Peters is fifth in total tackles with 54 while Phillips ranks second with 72 tackles. The hard-hitting safety also has a team-best four forced fumbles.

Cornerback **Sherrick McManis**, who played just briefly in the season opener vs. Towson, returned to the lineup vs. Minnesota (game four) and his presence was felt immediately. McManis recorded interceptions in three straight games. McManis, who was ranked 10th nationally in passes defended (1.33 pg) and 16th in interceptions at the time of his latest injury, hurt his leg against Indiana and missed six-plus quarters of action. McManis returned to the lineup and played vs. Iowa. On Saturday at Illinois, McManis came up with a win-clinching interception—his fourth pick in eight games—in the game's final seconds. McManis also has a team-best six pass breakups.

Northwestern, which has started nine different players in the secondary this fall, has had its regular lineup start just four games.

Ex-Quarterbacks Sprinkled Throughout NU's Depth Chart

Besides NU's four quarterbacks, a closer look at the roster reveals several former QB's scattered throughout NU's starting lineup, on both offense, defense and special teams. Wideouts **Jeremy Ebert** and **Andrew Brewer** were outstanding prep QB's, as well as reserve **Lee Coleman**. (Brewer started three games at QB in 2006.) On defense, both NU starting safeties, **Brendan Smith** and **Brad Phillips**, were prep QB's.

Higher Learning

NU has a school-record eight players in graduate school this year: **Andrew Brewer** (communication studies), **Kevin Frymire** (sports administration), **Adam Hahn** (sports administration), **Zeke Markshausen** (engineering design and innovation), **Kurt Mattes** (public policy administration), **Kevin Mitchell** (sports administration), **Desmond Taylor** (communication studies) and **Mark Woodsum** (project management in engineering).

The "Start Chart"

At the start of the 2009 season, Northwestern had 24 players with starting experience. Here is a look at NU's current "start chart:"

Career Starts (Notes)	Career Starts (Notes)
Wootton—47	Johnson—7
B. Smith—39	Markshausen—7
McManis—37	Stewart—7
Hahn—32	Johnson—6
Phillips—32	Thomas—6
Davie—24	Peters—6
Burkett—24	D. Fields—5
Netter—24	Dunsmore—5
Mabin—22	Grant—5
Mattes—20	Deiters—5
Taylor—20	B. Mitchell—4
Bryant—20	Arnold—4
Bartels—20	Woodsum—3
Brewer—18 (started first three Big Ten games of 2006 season at QB)	Vaughn—3
Kafka—17 (started first four games of 2006 season at QB)	A. Fields—3
N. Williams—16	Concannon—3
Browne—11	Schmidt—2
Ebert—9	Watt—2
Rooks—8	Weina—1
	Matthews—1
	Nwabuisi—1
	Dugar—1

2009 Big Ten Conference Standings

School	Conference Games			All Games		
Ohio State	6	1	.857	9	2	.818
Iowa	5	2	.714	9	2	.818
Penn State	5	2	.714	9	2	.818
Wisconsin	5	2	.714	8	2	.800
Northwestern	4	3	.571	7	4	.636
Michigan State	4	3	.571	6	5	.545
Minnesota	3	4	.429	6	5	.545
Purdue	3	4	.429	4	7	.364
Illinois	2	6	.250	3	7	.300
Michigan	1	6	.143	5	6	.455
Indiana	1	6	.143	4	7	.364

MEDIA INFORMATION

The following is helpful media information to cover the Northwestern Wildcats in 2009:

WEEKLY MONDAY PRESS CONFERENCES

Coach Fitzgerald will hold weekly media briefings at noon each Monday during the regular season in the Nicolet Football Center. Fitzgerald will make comments and answer questions until approximately 12:25 p.m. Selected players will be on hand to meet with the press at approximately 12:30 p.m., class schedules permitting. A transcript of the news conference will be posted on NU's web site later that afternoon. The entire news conference is available on NUSports.com (All-Access video site for a fee).

BIG TEN WEEKLY TELECONFERENCE

Coach Fitzgerald takes part in the Big Ten Conference's Coaches Teleconference each Tuesday throughout the regular season. All 11 head coaches are available to answer questions for 10 minutes. Fitzgerald's segment is slated from 12:30 to 12:40 p.m. (Central Time). Media members wishing to participate should call or email the Big Ten office for the call-in phone number (847-696-1010). You may also email our office for the number. Playback of the teleconference is available for 24 hours following the completion of the original format.

COACH/PLAYER AVAILABILITY DURING WEEK

Coaches and players are available at approximately 10:45 a.m. (after practice) on Tuesdays and Wednesdays each week. Depending on class schedules, players may also be available in the afternoon on those two days. No player interviews will be granted on Sunday, Thursday or Friday. Depending on his schedule, Coach Fitzgerald may also be available during the late-afternoon hours on Tuesday and Wednesday. Please call in advance to set up an interview.

NUSPORTS.COM

The official web site of Northwestern Athletics is NUSports.com. Updated daily, the site includes releases and game notes (in PDF version), as well as other football-related items: up-to-date roster, schedule, game times, etc. Links to all of the other 18 Wildcat varsity sports teams are included.

NGN LUNCHEONS

Coach Fitzgerald, selected players and Wildcat fans meet at Harry Caray's Restaurant or in Evanston the Friday before three of the seven home football games. The festivities begin with a reception at 11:30 a.m. and the luncheon at noon. The next Northwestern Gridiron Network (NGN) luncheon is this Friday, Nov. 20 at the downtown Chicago Harry Caray's. Media members are welcome to conduct interviews with Coach Fitzgerald at 11:30 a.m. or shortly after his arrival.

WILDCATS on TWITTER

You can follow Northwestern football on Twitter at these accounts: @NU_Sports or @coachfitz51. For live updates on NU football games, visit @NU_SportsLive (away games) or @IMPACT_Cats09 (home games).

WILDCAT INSIDER on WGN RADIO

This week's Wildcat Insider show on WGN (720 AM) will be heard at 8:30 p.m. CT on Friday, Nov. 20. NU Director of Athletics Jim Phillips and WGN Sports Director Dave Eanet host the 30-minute show.

SINGLE-SEASON RECORDS UPDATE

SINGLE-SEASON PASSING YARDAGE

1. C.J. Bachér (2007)	3,656
2. Brett Basanez (2005)	3,622
3. Brett Basanez (2004)	2,838
4. Sandy Schwab (1982)	2,735
5. Zak Kustok (2001)	2,692
6. Steve Schnur (1996)	2,632
7. Mike Kafka (2009)	2,572
8. C.J. Bachér (2008)	2,432
9. Zak Kustok (2000)	2,389
10. Tim O'Brien (1989)	2,218

SINGLE-SEASON TOTAL OFFENSE

1. Brett Basanez (2005)	4,045
2. C.J. Bachér (2007)	3,687
3. Zak Kustok (2001)	3,272
4. Brett Basanez (2004)	3,096
5. Zak Kustok (2000)	2,894
6. Mike Kafka (2009)	2,820
7. C.J. Bachér (2008)	2,662
8. Steve Schnur (1996)	2,600
9. Sandy Schwab (1982)	2,555
10. Brett Basanez (2002)	2,300

SINGLE-SEASON RECEPTIONS

1. Richard Buchanan (1989)	94
2. D'Wayne Bates (1998)	83
Ricky Edwards (1983)	83
4. Shaun Herbert (2005)	79
5. Zeke Markshausen (2009)	76
6. D'Wayne Bates (1996)	75
7. Lee Gissendaner (1992)	68
8. Eric Peterman (2007)	66
9. Ross Lane (2008)	60
Jonathan Fields (2005)	60
Richard Buchanan (1990)	60

SINGLE-SEASON PASS COMPLETIONS

1. C.J. Bachér (2007)	318
2. Brett Basanez (2005)	314
3. Brett Basanez (2004)	247
4. Mike Kafka (2009)	246
5. C.J. Bachér (2008)	245
6. Sandy Schwab (1982)	234
7. Zak Kustok (2001)	231
8. Steve Schnur (1996)	221
9. Tim O'Brien (1989)	207
10. Zak Kustok (2000)	206

SINGLE-SEASON PASS EFFICIENCY

1. Len Williams (1991)	136.3 rating
2. Brett Basanez (2005)	135.1
3. Tom Myers (1962)	133.3
4. Len Williams (1992)	131.7
5. Mike Kafka (2009)	128.6
6. Steve Schnur (1996)	127.8
7. Zak Kustok (2000)	125.5
8. C.J. Bachér (2007)	124.7
9. Tim O'Brien (1989)	122.6
10. C.J. Bachér (2006)	122.5

SINGLE-SEASON FIELD GOALS MADE

1. Brian Gowins (1997)	20 (of 27)
Amado Villarreal (2008)	20 (of 25)
3. John Duvic (1986)	19 (of 23)
4. Brian Gowins (1998)	17 (of 24)
5. Brian Gowins (1996)	16 (of 24)
6. Sam Valenzisi (1995)	15 (of 16)
7. Stefan Demos (2009)	14 (of 19)
8. Tim Long (2000)	13 (of 17)
Sam Valenzisi (1994)	13 (of 19)

Wildcats Set a Single-Game School Mark with Eight Sacks vs. Miami (Ohio)

Buoyed by a single-game school-record eight sacks against Miami (Ohio) on Oct. 10, Northwestern is averaging 2.18 sacks per game, which ranks sixth in the Big Ten and 46th nationally. Linebacker **Quentin Davie** leads all Wildcat players with four sacks, after he picked up a career-best three sacks vs. Miami. **Vince Browne** and **Corey Wootton** both have three sacks, while **Corbin Bryant** has 2.5. **Brad Phillips**, **Kevin Watt** and **David Arnold**, who made his first career start at linebacker vs. Miami, all have two sacks apiece.

He's Baaaaaaaaa-ck

It's been a challenging 2009 for Playboy preseason All-American **Corey Wootton**, who has had to battle back from major offseason knee surgery. Beginning the year less than 100 percent, Wootton played sparingly in the season's first two weeks before earning accelerated reps at Syracuse and then vs. Minnesota. In the season's fifth game at Purdue, Wootton suffered a high ankle sprain and then was limited for most of October. In the past three games, Wootton has turned in his top performances of the season. He delivered, perhaps, the play of the year when he sacked Iowa quarterback Ricky Stanzi in the end zone (which resulted in a fumble and an NU touchdown) and then he added another sack and TFL against Illinois this past Saturday. Wootton was named the team's defensive player of the game for both the Iowa and Illinois games.

Wootton is third on NU's career list for sacks, and fourth on the career list for TFLs.

National Football League Bloodlines

NU has five players who have fathers who played in the NFL: **David Arnold** (father, David, played for Pittsburgh), **Hunter Bates** (father, Bill, played for Dallas), **Martin Bayless** (father, Martin, played for San Diego), **Drake Dunsmore** (father, Pat, played for Chicago) and **Brendan Mitchell** (father, Alan, played in the NFL). Another player, freshman **Mike Trumpy**, is the nephew of former Cincinnati Bengal All-Pro tight end, Bob Trumpy.

Against Illinois, Hunter Bates came up with the Wildcats' biggest special teams play of the day, snaring an onside kick attempt. His father, Bill, is regarded as one of the NFL's top all-time special teams performers.

Brewer Named Finalist for Wuerffel Trophy and ARA Sportsmanship Awards; Named a Member of AFCA's 2009 Good Works Team@ Earlier This Season

Last week, senior wide receiver **Andrew Brewer** added another honor to his growing list of season accomplishments. Brewer was named one of the 12 finalists for the Wuerffel Trophy Award, which honors the college football player who best combines exemplary community service with outstanding academic and athletic achievement. Two weeks ago, he was tabbed one of 10 finalists for the ARA Sportsmanship Award, an honor that was bestowed upon former Wildcat receiver Eric Peterman a year ago.

In September, Brewer was one of 11 FBS Division football players named to the 2009 American Football Coaches Association (AFCA) Good Works Team@. It is the fourth consecutive year that a Wildcat player has been represented on this prestigious team. Extensively active in his faith, Brewer has served as co-President of the Fellowship of Christian Athletes since 2007. As part of his FCA activities, Brewer—who has stated that after football he would like to join the clergy—has worked with a church in the inner city of Chicago, helping raise money and speaking to the youth group on a variety of topics.

He also was named a semifinalist for the National Football Foundation's William V. Campbell Trophy, which is generally referred to as the "academic Heisman" of college football.

The Wildcats' Winning Ways

Northwestern has locked up back-to-back winning seasons for the first time since the 1995 and '96 seasons. In addition, the Wildcats have notched 16 victories in the past two seasons, which is tied for the third-most combined wins in successive seasons. A look at NU's most wins in back-to-back years:

Seasons	Wins
1995-1996	19
1903-1904	18
2008-2009	16
1902-1903	16
1904-1905	16
2007-2008	15

Stefan Demos Named a Lou Groza Award Semifinalist

The Lou Groza Award announced its 20 semifinalists last week, and junior place-kicker **Stefan Demos** was one of just two Big Ten kickers named to the prestigious list. Demos, in his first year as NU's place-kicker, had converted 14 of his first 16 field goal attempts (the other two were blocked) and ranked among the nation's leaders in field goal percentage. Demos endured his toughest day of the 2009 season last Saturday at Illinois, when he narrowly missed 47- and 50-yard attempts, and then hit the right upright on a 31-yard attempt. Demos is now 14-of-19 on the season and remains atop NU's scoring chart with 70 points.

Number Crunching

- The past two seasons (2007 & '08), Northwestern has ranked among the nation's leaders in third-down conversion percentage (19th in 2007 and 21st in 2008). The Wildcats are on pace to finish even better in 2009, having converted 89-of-184 third-down plays (48.4 percent) through 11 games. Northwestern ranks 10th nationally with that lofty mark and its 89 third-down conversions are the **most of any team nationally**. The 184 attempts are the second-most.
- Northwestern snapped its interception drought with two picks against Iowa and added two more vs. Illinois. NU now ranks 13th nationally in that category with 14, or 1.27 per game. NU ranks 14th nationally with its 24 turnovers gained, after notching two interceptions at Illinois. The Wildcats are also ranked 29th nationally with 10 fumble recoveries.
- Northwestern ranks third nationally and first in the Big Ten in offensive plays run with 77.5 per game. Wisconsin is second in the league with 71.6 plays per game.
- Northwestern ranks third in the Big Ten and 31st nationally in passing offense with a per game average of 257.2 yards.
- NU ranks eighth nationally in fewest three-and-outs on offense (just 1.73 per game).
- Northwestern ranks 22nd nationally in fewest yards penalized with 45.3 per game.
- Since 1995, the Wildcats tout a 90-83 composite regular-season record. Including the postseason (bowl games), Northwestern is 90-89 all-time in that same span.

Northwestern's 21st-Century Offense

Since 2000, when the Wildcats went to their spread attack on offense, Northwestern has posted some solid numbers—by far the most impressive 10-year stretch of offense in school history. In their last 118 games, the Wildcats are averaging 406.2 yards of total offense, 25.6 points per game, 170.9 rushing yards per game and 235.0 passing yards per game. The following are the single-game and single-season highs for those categories with this attack. NU school records are indicated with an asterisk.

Category	Single-Game Best	Season Best
Total Offense.....	674 vs. Wisconsin, 2005 *	6,004, 2005 *
Points.....	61 vs. Illinois, 2000 *	36.8 ppg, 2000 *
Rushing.....	444 vs. Illinois, 2003	3,062, 2000 *
Passing.....	513 vs. TCU, 2004 *	3,681, 2005 *

'Cat Tails

- Northwestern has started 20 different players on the defensive side of the ball this year.
- Northwestern has led in the second half of every game it's played this year. Here are the advantages it has held in its losses: 34-27 over Syracuse (fourth quarter), 24-21 over Minnesota (fourth quarter), 7-0 over Michigan State (third quarter) and 13-10 over Penn State (third quarter).
- In recent years, when Northwestern is involved in a close game, the "Cardiac 'Cats" have had great success winning the tight battles. After beating Illinois 21-16 on Saturday, **NU is now 23-6 in its last 29 games** decided by seven points or less. Northwestern won four road games in 2008, and all of them by seven points or less.
- Northwestern owns one of the best NCAA overtime records, having gone 8-2 in OT contests. The Wildcats are 7-0 all-time in overtime games versus Big Ten teams and 4-0 all-time in extra sessions at Ryan Field.
- Student-athletes with November birthdays include: **Joe Mauro** (Nov. 3), **Drake Dunsmore** (Nov. 4), **Ben Johnson** (Nov. 9), **Jake Gregus** (Nov. 11), **Jacob Schmidt** (Nov. 15), **Kurt Mattes** (Nov. 17), **Dan Persa** (Nov. 20), **Carl Fisher** (Nov. 22) and **Kyle Petty** (Nov. 26).

2009 Wildcat Scoreboard

The Record: 7-4 (4-3 Big Ten; 4-2 Home; 3-2 Away; 0-0 Neutral) • All listed times are Central

Date	Opponent (TV)	Site, Location	Time	Result/Game Notes
9/5	Towson (BTN)	Ryan Field, Evanston, Ill.	11 a.m.	W 47-14 / NU scores TD on first four drives; Brewer 6-145 yds., 1 TD
9/12	Eastern Michigan (BTN)	Ryan Field, Evanston, Ill.	11 a.m.	W 27-24 / Stefan Demos 49-yard FG with six seconds left wins it
9/19	Syracuse (ESPN GamePlan)	Carrier Dome, Syracuse, N.Y.	6 p.m.	L 37-34 / Kafka 35-of-42 for 390 yds., 3 TD's, 1 rushing TD, 1 rec. TD
9/26	Minnesota (BTN)	Ryan Field, Evanston, Ill.	11 a.m.	L 35-24 / Kafka 32-of-47 for 309 yds., 2 TD's; Markshausen 6 rec./70 yds.
10/3	Purdue (BTN)	Ross-Ade Stadium, West Lafayette, Ind.	11 a.m.	W 27-21 / NU scores last 24 pts.; Kafka's 2-yard TD run is game-winner
10/10	Miami (Ohio) (BTN)	Ryan Field, Evanston, Ill.	11 a.m.	W 16-6 / NU notches school-record eight pass sacks and four takeaways
10/17	Michigan State (ESPN2)	Spartan Stadium, East Lansing, Mich.	11 a.m.	L 24-14 / Markshausen 16 rec. for 111 yds., 1 TD; Kafka 34-of-47, 2 TD's
10/24	Indiana (BTN)	Ryan Field, Evanston, Ill.	11 a.m.	W 29-28 / NU notches school-record comeback, down 28-3 in the 2nd
10/31	Penn State (ESPN)	Ryan Field, Evanston, Ill.	3:30 p.m.	L 34-13 / NU led 13-10 at halftime; Kafka leaves game in 2nd quarter
11/7	Iowa (ESPN)	Kinnick Stadium, Iowa City, Iowa	11 a.m.	W 17-10 / NU ends Iowa's 13-game win streak; Iowa held to 65 rush yds.
11/14	Illinois (ESPN Classic)	Memorial Stadium, Champaign, Ill.	11 a.m.	W 21-16 / Beat Illini for sixth time in seven yrs.; Kafka 317 yds. of TO
11/21	Wisconsin (BTN)	Ryan Field, Evanston, Ill.	2:30 p.m.	

NCAA & BIG TEN STATISTICS (Nov. 15, 2009)

2009 Team Stats	Figure (pg)	Big Ten	NCAA
Rushing Offense.....	124.2.....	8th.....	89th
Passing Offense.....	257.2.....	3rd.....	31st
Total Offense.....	381.4.....	6th.....	58th
Scoring Offense.....	24.5.....	7th.....	81st
Passing Efficiency.....	128.7 rating.....	5th.....	63rd
Rushing Defense.....	125.7.....	5th.....	40th
Pass Defense.....	219.5.....	6th.....	64th
Pass Effic. Defense.....	124.8 rating.....	5th.....	58th
Total Defense.....	345.2.....	5th.....	44th
Scoring Defense.....	22.6.....	5th.....	47th
Net Punting.....	32.7.....	9th.....	106th
Punt Returns.....	6.7.....	8th.....	89th
Kickoff Returns.....	19.0.....	9th.....	105th
Turnover Margin.....	+0.36.....	4th.....	42nd
Sacks.....	2.18.....	6th.....	46th
Tackles for Loss.....	5.1.....	11th.....	88th
Sacks Allowed.....	2.6.....	9th.....	91st

2009 Individual Stats	Figure	Big Ten/NCAA
Mike Kafka (pass efficiency).....	128.6 rating.....	7th/58th
Mike Kafka (passing yards).....	233.8.....	3rd/31st
Mike Kafka (total offense).....	256.4.....	2nd/26th
Mike Kafka (comp. pg).....	22.3.....	1st/12th
Mike Kafka (comp. percentage).....	65.8.....	1st/14th
Mike Kafka (int. percentage).....	1.87.....	2nd/23rd
Zeke Markshausen (rec. pg).....	6.9.....	2nd/15th
Andrew Brewer (rec. pg).....	3.9.....	10th/—
Drake Dunsmore (rec. pg).....	3.2.....	17th/—
Sidney Stewart (rec. pg).....	3.1.....	18th/—
Zeke Markshausen (rec. yds. pg).....	67.0.....	4th/52nd
Andrew Brewer (rec. yds. pg).....	62.7.....	7th/65th
Stefan Demos (field goals).....	1.27.....	5th/38th
Stefan Demos (scoring).....	6.4.....	10th/98th
Stefan Demos (punting).....	35.4.....	11th/95th
Andrew Brewer (all-purpose).....	77.5.....	14th/—
Nate Williams (intercept.).....	0.2.....	14th/—
Nate Williams (tackles).....	7.20.....	14th/—
Quentin Davie (tackles).....	7.18.....	15th/—
Quentin Davie (sacks).....	0.36.....	17th/—
Quentin Davie (TFLs).....	0.7.....	25th/—
Brad Phillips (fumbles forced).....	0.36.....	4th/19th

For complete Big Ten and NCAA statistics, visit www.bigten.org and www.ncaa.org/stats/

NOTE: Players must have played in 75 percent of their team's games to be eligible for national statistics.

2009 NORTHWESTERN DEPTH CHART

(NOV. 16, 2009)

OFFENSE

SPECIALISTS

Place-kicker
1—Stefan Demos (5-10, 185, Jr.)

Punter
1—Stefan Demos (5-10, 185, Jr.)

Kickoff
1—Stefan Demos (5-10, 185, Jr.)
34—Steve Flaherty (6-1, 170, R-Fr.)

Holder
85—Zeke Markshausen (5-11, 185, Sr.)

Long Snapper
58—John Henry Pace (5-11, 215, Jr.)

Punt Return
12—Andrew Brewer (6-3, 215, Sr.)
7—Hunter Bates (5-10, 175, R-Fr.)

Kick Return
25—Stephen Simmons (5-8, 185, Jr.)
39—Jacob Schmidt (5-10, 200, So.)

O

Tailback

20—Scott Concannon
(5-10, 190, So.)
25—Stephen Simmons
(5-8, 185, Jr.)

O

Quarterback

13—Mike Kafka
(6-3, 220, Sr.)
7—Dan Persa
(6-1, 210, So.)

O

Y—Wide Receiver

11—Jeremy Ebert
(6-0, 180, So.)
2—Lee Coleman
(5-10, 180, Jr.)

O

H—Wide Receiver

85—Zeke Markshausen
(5-11, 185, Sr.)
6—Charles Brown
(5-11, 180, So.)

O

Z—Wide Receiver

12—Andrew Brewer
(6-3, 215, Sr.)
81—Kevin Frymire
(6-1, 180, Sr.)

O

X—Wide Receiver

5—Sidney Stewart
(6-1, 185, Jr.)
8—Demetrius Fields
(6-0, 205, R-Fr.)

O

Right Tackle

79—Neal Deiters
(6-8, 320, R-Fr.)
78—Kurt Mattes
(6-6, 295, Sr.)

O

Right Guard

64—Doug Bartels
(6-4, 300, So.)
76—Desmond Taylor
(6-3, 300, Sr.)

O

Center

65—Ben Burkett
(6-4, 285, So.)
64—Doug Bartels
(6-4, 300, So.)
73—Colin Armstrong
(6-5, 290, So.)

O

Left Guard

63—Keegan Grant
(6-2, 300, Jr.) **OR**
72—Brian Mulroe
(6-4, 280, R-Fr.)

O

Left Tackle

75—Al Netter
(6-6, 300, So.)
70—Patrick Ward
(6-7, 285, Fr.)

O

Superback (TE/HB)

9—Drake Dunsmore
(6-3, 235, So.)
89—Josh Rooks
(6-6, 265, Jr.)
80—Brendan Mitchell
(6-3, 250, Sr.)

X

Defensive End

99—Corey Wootton
(6-7, 280, Sr.)
88—Quentin Williams
(6-4, 240, R-Fr.)

X

Left Defensive Tackle

98—Corbin Bryant
(6-4, 285, Jr.)
67—Marshall Thomas
(6-3, 295, Sr.)

X

Right Defensive Tackle

79—Adam Hahn
(6-4, 290, Sr.)
93—Niko Mafuli
(6-3, 310, So.)

X

Defensive End

94—Vince Browne
(6-5, 265, So.)
42—Kevin Watt
(6-4, 265, So.)

X

Left Cornerback

26—Jordan Mabin
(5-11, 180, So.)
22—Demetrius Dugar
(5-11, 170, R-Fr.)
28—Justan Vaughn
(6-0, 190, Jr.)

X

Outside Linebacker

32—David Arnold
(6-1, 220, So.)
51—Bryce McNaul
(6-4, 230, So.)

X

Middle Linebacker

57—Nate Williams
(6-2, 235, Jr.)
33—David Nwabuisi
(6-0, 245, R-Fr.)

X

Outside Linebacker

41—Quentin Davie
(6-4, 230, Jr.)
48—Roderick Goodlow
(6-2, 215, Fr.)

X

Right Cornerback

24—Sherrick McManis
(6-1, 190, Sr.)
47—Ricky Weina
(5-11, 180, So.)

X

Safety

17—Brad Phillips
(6-4, 215, Sr.)
27—Jared Carpenter
(6-0, 205, R-Fr.)

X

Safety

10—Brian Peters
(6-4, 215, So.)
7—Hunter Bates
(5-10, 175, R-Fr.)

DEFENSE

NORTHWESTERN ALPHABETICAL ROSTER

NUMERICAL ROSTER

1	Stefan Demos	P/PK
2	Lee Coleman	WR
3	Jeravin Matthews	RB
4	Brendan Smith	S
5	Sidney Stewart	WR
6	Charles Brown	WR
7	Hunter Bates	S
7	Dan Persa	QB
8	Demetrius Fields	WR
9	Drake Dunsmore	SB
10	Brian Peters	S
11	Jeremy Ebert	WR
12	Andrew Brewer	WR
13	Mike Kafka	QB
14	Joe Mauro	QB
15	Carl Fisher	WR
16	Davion Fleming	S
17	Brad Phillips	S
18	Evan Watkins	QB
19	Arby Fields	RB
20	Tim Weak	CB
20	Scott Concannon	RB
21	Mike Bolden	CB
22	Demetrius Dugar	CB
23	Alex Daniel	RB
24	Sherrick McManis	CB
25	Stephen Simmons	RB
26	Jordan Mabin	CB
27	Jared Carpenter	S
28	Justan Vaughn	CB
29	Mike Trumpy	RB
31	Stone Pinckney	LB
32	David Arnold	LB
33	David Nwabuisi	LB
34	James Nussbaum	S
34	Steve Flaherty	PK
35	Ben Johnson	LB
36	Cooper Gerami	S
37	Jeff Budzien	PK
37	Mike Jensen	DB
38	Brandon Williams	P
38	James Kurzawski	CB
39	Jacob Schmidt	RB
40	Brett Nagel	SB
41	Quentin Davie	LB
42	Kevin Watt	DE
43	Tim Riley	LB
44	Mark Woodsum	SB
45	Kyle Petty	LB
46	Damien Proby	LB
47	Ricky Weina	CB

No.	Name	Pos.	Ht.	Wt.	Cl./Elig.	Hometown/High School
69	Nick Adamle	OL	6-4	300	So./R-Fr.	Wheaton, Ill./Wheaton North
73	Colin Armstrong *	OL	6-5	290	Jr./So.	Wheaton, Ill./Lisle Benet Academy
91	Brian Arnfelt	DE	6-5	275	So./R-Fr.	Lake Elmo, Minn./Stillwater
32	David Arnold *	LB	6-1	220	Jr./So.	Copley, Ohio/Copley
86	Brendan Barber	WR	6-2	195	So./R-Fr.	Erie, Pa./Cathedral Prep
64	Doug Bartels *	OL	6-4	300	Jr./So.	Caledonia, Ill./Rockford Boylan Catholic
7	Hunter Bates	S	5-10	175	So./R-Fr.	Ponte Vedra Beach, Fla./Nease
96	Anthony Battle	DE	6-2	230	Fr./Fr.	Dolton, Ill./Mount Carmel
88	Martin Bayless	WR	6-2	205	So./R-Fr.	Fresno, Texas/Hightower
21	Mike Bolden *	CB	6-1	195	Jr./So.	Evanston, Ill./Evanston Township
66	Mike Boyle **	OL	6-7	290	Sr./Jr.	Havertown, Pa./St. Joe's Prep/The Hun School (N.J.)
12	Andrew Brewer **	WR	6-3	215	Gr./Sr.	Tulsa, Okla./Jenks
6	Charles Brown *	WR	5-11	180	Jr./So.	Chicago, Ill./Robeson
94	Vince Browne *	DE	6-5	265	Jr./So.	Lisbon, Ohio/David Anderson
98	Corbin Bryant **	DE	6-4	285	Sr./Jr.	Chicago, Ill./Morgan Park
37	Jeff Budzien	PK	5-11	160	Fr./Fr.	Hartland, Wis./Arrowhead
65	Ben Burkett *	OL	6-4	285	Jr./So.	Toledo, Ohio/St. John's Jesuit
27	Jared Carpenter	S	6-0	205	So./R-Fr.	Bowling Green, Ky./Bowling Green
55	Bo Cisek	DE	6-2	260	So./R-Fr.	Chicago, Ill./Notre Dame
2	Lee Coleman **	WR	5-10	180	Sr./Jr.	Gainesville, Ga./East Hall
20	Scott Concannon *	RB	5-10	190	Jr./So.	Columbia, Mo./Rock Bridge
95	Davon Custis	DE	6-3	250	Fr./Fr.	Gahanna, Ohio/St. Francis De Sales
23	Alex Daniel	RB	6-0	195	So./R-Fr.	Roswell, Ga./Roswell
41	Quentin Davie **	LB	6-4	230	Sr./Jr.	St. Louis, Mo./Cardinal Ritter
79	Neal Deiters	OL	6-8	320	So./R-Fr.	Elmhurst, Ill./York
1	Stefan Demos **	P/PK	5-10	185	Sr./Jr.	Scottsdale, Ariz./Horizon
90	Jack DiNardo *	DT	6-4	285	Jr./So.	Hinsdale, Ill./Hinsdale Central
22	Demetrius Dugar	CB	5-11	170	So./R-Fr.	Houston, Texas/Aldine
9	Drake Dunsmore *	SB	6-3	235	Jr./So.	Lenexa, Kan./Saint Thomas Aquinas
11	Jeremy Ebert *	WR	6-0	180	So./So.	Hilliard, Ohio/Hilliard Darby
19	Arby Fields	RB	5-9	200	Fr./Fr.	Alta Loma, Calif./Los Osos
8	Demetrius Fields	WR	6-0	205	So./R-Fr.	Dallas, Texas/South Oak Cliff
15	Carl Fisher **	WR	6-0	195	Sr./Jr.	Bolingbrook, Ill./Bolingbrook
34	Steve Flaherty	PK	6-1	170	So./R-Fr.	Chicago, Ill./St. Rita
16	Davion Fleming	S	5-10	205	Fr./Fr.	Upland, Calif./Upland
81	Kevin Frymire **	WR	6-1	180	Gr./Sr.	Burr Ridge, Ill./Nazareth Academy
36	Cooper Gerami	S	6-0	200	Fr./Fr.	Lafayette, La./St. Thomas More
48	Roderick Goodlow	LB	6-2	215	Fr./Fr.	Dallas, Texas/W.H. Adamson
63	Keegan Grant **	OL	6-2	300	Sr./Jr.	Coal City, Ill./Coal City
60	Jake Gregus	DL	6-3	225	Fr./Fr.	Riverside, Ill./St. Laurence
79	Adam Hahn ***	DT	6-4	290	Gr./Sr.	Hartford, Wis./Hartford Union
59	Pat Hickey	LS	6-0	220	Fr./Fr.	Chicago, Ill./Loyola Academy
87	Mark Ison	WR	6-0	200	Sr./Sr.	Powell, Ohio/Olentangy Liberty
37	Mike Jensen	DB	6-0	175	Fr./Fr.	Rancho Santa Fe, Calif./The Bishop's School
35	Ben Johnson *	LB	6-4	220	Jr./So.	Trevor, Wis./Shoreland Lutheran
54	Tyris Jones	LB	6-0	215	So./R-Fr.	Fort Wayne, Ind./Concordia Lutheran
71	Cameron Joplin *	DE	6-5	265	Jr./So.	Ann Arbor, Mich./Ann Arbor Pioneer
13	Mike Kafka ***	QB	6-3	220	Sr./Sr.	Chicago, Ill./St. Rita
38	James Kurzawski	CB	5-10	185	So./R-Fr.	Evanston, Ill./Loyola Academy
49	Scott Lilja *	S	5-10	185	Sr./Jr.	Lake Bluff, Ill./Lake Forest
92	Evan Luxenburg	DT	6-3	280	So./R-Fr.	Beachwood, Ohio/Beachwood
26	Jordan Mabin *	CB	5-11	180	Jr./So.	Northfield Center, Ohio/Nordonia
93	Niko Mafuli *	DT	6-3	310	Jr./So.	Florissant, Mo./Saint Louis University High
85	Zeke Markshausen **	WR	5-11	185	Gr./Sr.	Capron, Ill./North Boone
78	Kurt Mattes **	OL	6-6	295	Gr./Sr.	Larksville, Pa./Wyoming Valley West
3	Jeravin Matthews *	RB	5-11	175	So./So.	Canonsburg, Pa./Canon-McMillan
14	Joe Mauro	QB	6-4	220	Sr./Jr.	Bedford, Texas/L.D. Bell
24	Sherrick McManis ***	CB	6-1	190	Sr./Sr.	Peoria, Ill./Richwoods
51	Bryce McNaul *	LB	6-4	230	Jr./So.	Eden Prairie, Minn./Eden Prairie
80	Brendan Mitchell ***	SB	6-3	250	Sr./Sr.	Twinsburg, Ohio/Western Reserve Academy
83	Kevin Mitchell **	WR	6-1	215	Gr./Sr.	Skokie, Ill./Notre Dame
84	Drew Moulton	WR	5-11	175	Fr./Fr.	Freeland, Mich./Midland

NORTHWESTERN ALPHABETICAL ROSTER

No.	Name	Pos.	Ht.	Wt.	Cl./Elig.	Hometown/High School
72	Brian Mulroe	OL	6-4	280	So./R-Fr.	Glenview, Ill./Loyola Academy
52	Aaron Nagel	LB	6-1	225	Jr./So.	Lemont, Ill./Lemont
40	Brett Nagel	SB	6-4	220	So./R-Fr.	Lemont, Ill./Lemont
75	Al Netter *	OL	6-6	300	Jr./So.	Rohnert Park, Calif./Cardinal Newman
34	James Nussbaum *	S	6-2	215	Sr./Sr.	Greenwood, Ind./Center Grove
33	David Nwabuisi	LB	6-0	245	So./R-Fr.	Houston, Texas/Episcopal
58	John Henry Pace *	LS	5-11	215	Sr./Jr.	Hinsdale, Ill./Hinsdale Central
62	Taylor Paxton	OL	6-4	285	Fr./Fr.	Centennial, Colo./Cherry Creek
7	Dan Persa *	QB	6-1	210	Jr./So.	Bethlehem, Pa./Liberty
10	Brian Peters *	S	6-4	215	Jr./So.	Pickerington, Ohio/Pickerington Central
45	Kyle Petty *	LB	6-0	210	Jr./So.	Northbrook, Ill./Glenbrook North
17	Brad Phillips ***	S	6-4	215	Sr./Sr.	Export, Pa./Franklin Regional
31	Stone Pinckney	LB	6-0	225	So./R-Fr.	Columbia, S.C./Hammond School
82	John Plasencia	SB	6-5	245	Fr./Fr.	Tampa, Fla./Jesuit
74	Chuck Porcelli	OL	6-7	310	So./R-Fr.	Oak Brook, Ill./Montini Catholic
46	Damien Proby	LB	6-0	240	Fr./Fr.	North Las Vegas, Nev./Cheyenne
43	Tim Riley	LB	6-3	220	Fr./Fr.	Oswego, Ill./Oswego
89	Josh Rooks ***	SB	6-6	265	Jr./Jr.	Zeeland, Mich./Holland Christian
39	Jacob Schmidt *	RB	5-10	200	Jr./So.	Rhineland, Wis./Rhineland
97	Tyler Scott	DE	6-4	250	Fr./Fr.	Warren, Ohio/Howland
25	Stephen Simmons **	RB	5-8	185	Sr./Jr.	St. Louis, Mo./St. Louis University High (SLUH)
4	Brendan Smith ***	S	6-1	210	Sr./Sr.	Andover, Mass./New Hampton Prep (N.H.)
68	Brian Smith	OL	6-7	310	Fr./Fr.	Medina, Ohio/Walsh Jesuit
5	Sidney Stewart **	WR	6-1	185	Sr./Jr.	Farmington Hills, Mich./Farmington Harrison
61	Andrew Struckmeyer *	DT	6-2	245	Jr./So.	Vienna, Va./Thomas Jefferson
56	Will Studlien	LB	6-2	215	Fr./Fr.	Sunbury, Ohio/Big Walnut
76	Desmond Taylor ***	OL	6-3	300	Gr./Sr.	Los Angeles, Calif./Loyola
67	Marshall Thomas ***	DT	6-3	295	Sr./Sr.	Miami, Fla./Belen Jesuit Prep
29	Mike Trumpy	RB	6-0	195	Fr./Fr.	Wheaton, Ill./Wheaton North
28	Justan Vaughn **	CB	6-0	190	Sr./Jr.	Pearland, Texas/Pearland
70	Patrick Ward	OL	6-7	285	Fr./Fr.	Homer Glen, Ill./Providence Catholic
18	Evan Watkins	QB	6-6	235	Fr./Fr.	Carol Stream, Ill./Glenbard North
42	Kevin Watt **	DE	6-4	265	Jr./So.	Glen Ellyn, Ill./Glenbard West
20	Tim Weak	CB	6-1	180	So./R-Fr.	Omaha, Neb./Millard North
47	Ricky Weina *	CB	5-11	180	Jr./So.	Union Grove, Wis./Union Grove Union
38	Brandon Williams	P	6-2	195	Fr./Fr.	Nappanee, Ind./NorthWood
57	Nate Williams *	LB	6-2	235	Sr./Jr.	Pittsburgh, Pa./Pittsburgh Central Catholic
88	Quentin Williams	DE	6-4	240	So./R-Fr.	Pittsburgh, Pa./Pittsburgh Central Catholic
44	Mark Woodsum ***	SB	6-0	230	Gr./Sr.	Arlington Heights, Ill./Buffalo Grove
99	Corey Wootton ***	DE	6-7	280	Sr./Sr.	Rutherford, N.J./Don Bosco Prep

* Denotes letters won

{5} Indicates fifth-year senior

NUMERICAL ROSTER

48	Roderick Goodlow	LB
49	Scott Lilja	S
51	Bryce McNaull	LB
52	Aaron Nagel	LB
54	Tyrus Jones	LB
55	Bo Cisek	DE
56	Will Studlien	LB
57	Nate Williams	LB
58	John Henry Pace	LS
59	Pat Hickey	LS
60	Jake Gregus	DL
61	Andrew Struckmeyer	DT
62	Taylor Paxton	OL
63	Keegan Grant	OL
64	Doug Bartels	OL
65	Ben Burkett	OL
66	Mike Boyle	OL
67	Marshall Thomas	DT
68	Brian Smith	OL
69	Nick Adamle	OL
70	Patrick Ward	OL
71	Cameron Joplin	DE
72	Brian Mulroe	OL
73	Colin Armstrong	OL
74	Chuck Porcelli	OL
75	Al Netter	OL
76	Desmond Taylor	OL
78	Kurt Mattes	OL
79	Adam Hahn	DT
79	Neal Deiters	OL
80	Brendan Mitchell	SB
81	Kevin Frymire	WR
82	John Plasencia	SB
83	Kevin Mitchell	WR
84	Drew Moulton	WR
85	Zeke Markshausen	WR
86	Brendan Barber	WR
87	Mark Ison	WR
88	Martin Bayless	WR
88	Quentin Williams	DE
89	Josh Rooks	SB
90	Jack DiNardo	DT
91	Brian Arnfelt	DE
92	Evan Luxenburg	DT
93	Niko Mafuli	DT
94	Vince Browne	DE
95	Davon Custis	DE
96	Anthony Battle	DE
97	Tyler Scott	DE
98	Corbin Bryant	DE
99	Corey Wootton	DE

PRONUNCIATION GUIDE

Jeff Budzien	(BUD-zeen)	Zeke Markshausen	(MARKS-howz-un)
Ben Burkett	(burk-it)	Kurt Mattes	(MATT-us)
Davon Custis	(DAY-vonn)	James Nussbaum	(NOOS-bomb)
Neal Deiters	(DIE-turs)	David Nwabuisi	(wah-BOO-see)
Stefan Demos	(STEFF-un DEE-mos)	John Plasencia	(plah-SENS-ee-uh)
Demetrius Dugar	(doo-GAR)	Chuck Porcelli	(por-SELL-ee)
Davion Fleming	(DAVEY-on)	Stephen Simmons	(STEFF-un)
Cooper Gerami	(jur-AY-me)	Will Studlien	(STUDE-lee-un)
Adam Hahn	(HAWN)	Justan Vaughn	(JUST-ann)
Mike Kafka	(KAFF-ka, first syllable pronounced like "calf")	Corey Wootton	(WOOT-un)
Niko Mafuli	(NEE-koh ma-FOOL-ee)	Ricky Weina	(WINE-uh)

#73 • Colin Armstrong • OL • Wheaton, Ill.

Redshirt sophomore ... Reserve center ... Played in 10 games this season.

#32 • David Arnold • LB • Copley, Ohio

Redshirt sophomore ... Notched four stops vs. Illinois ... Five tackles, including one assist on a TFL, in win over Iowa ... Posted six stops against Penn State and named team's defensive player of the game ... Did not play in the Indiana game due to a leg injury ... Enjoyed a career day at Purdue after missing the first three games due to injury ... Posted four tackles—including his first career sack—and a forced fumble on kickoff coverage against the Boilermakers ... Earned his first career start at linebacker vs. Miami, recording five tackles and 2.0 TFLs (one sack) in a 16-6 NU win ... Started and posted five tackles—including one TFL—at Michigan State, earning team's defensive big playmaker award.

#86 • Brendan Barber • WR • Erie, Pa.

Redshirt freshman ... Participated in the game against Towson.

#64 • Doug Bartels • OL • Caledonia, Ill.

Redshirt junior ... *ESPN The Magazine* first-team Academic All-District selection ... Former walk-on ... Started at right guard in every game this season and has made 19 consecutive career starts ... Can also play the center position.

#7 • Hunter Bates • S • Ponte Vedra Beach, Fla.

Redshirt freshman ... Recovered a key onside kick attempt at Illinois to help NU secure the win ... Named NU's special teams player of the week against the Illini ... One special teams stop against Indiana ... One tackle each vs. Towson, Eastern Michigan and Purdue ... Returned two punts for 10 yards at Michigan State.

#12 • Andrew Brewer • WR • Tulsa, Okla.

Graduate student ... Academic All-America nominee ... Named to the 2009 AFCA Good Works Team@, one of 11 players nationally from the FBS ranks ... Tabbed as one of 10 finalists for the 2009 ARA Sportsmanship Award and one of 12 finalists for the Wuerffel Trophy Award ... Semifinalist for National Football Foundation's William V. Campbell Trophy ... Ranks seventh in the Big Ten in receiving yards per game (62.7) and 10th in receptions per game (3.91) ... Among the Big Ten's top-10 leading receivers, owns the highest yards per reception average (16.0) ... Totaled 73 yards on three catches at Illinois, including a 52-yard reception in the third quarter ... At Iowa, compiled 33 receiving yards on three catches and returned one punt for five yards ... Caught six passes for 65 yards and returned two punts for 22 yards against Penn State ... Tied his career high with eight receptions vs. Indiana while racking up a team-best 135 receiving yards, including a 51-yard TD reception that helped fuel NU's 25-point comeback win ... Named team's offensive player of the game vs. Indiana ... At Michigan State, set a career high with eight catches that totaled 108 yards, including a 15-yard TD grab in the first quarter ... Three catches for 44 yards, including a 24-yard third-quarter touchdown reception, vs. Minnesota ... At Syracuse, he caught a 39-yard TD pass and also threw a 24-yard touchdown pass to Mike Kafka on a quarterback throwback play ... Totaled 184 all-purpose yards (four catches for 73 yards, six kickoff returns for 111 yards) against the Orange ... Two receptions for 18 yards vs. Eastern Michigan ... Against Towson, caught six passes for a career-high 145 yards, including a 72-yard touchdown strike from Dan Persa for his first receiving TD ... His 145 yards in the opener were the most since Jonathan Fields had 202 vs. TCU in the 2004 opener ... Named team's offensive big playmaker vs. Towson.

#6 • Charles Brown • WR • Chicago, Ill.

Redshirt sophomore ... Gained two yards on one reception vs. Penn State and recorded one special teams tackle ... Two catches for 12 yards against Indiana ... Set career bests at Michigan State with three catches for 31 yards, including a long reception of 16 yards ... Caught two passes for 20 yards vs. Miami (Ohio)... One tackle vs. Minnesota ... Recorded two special teams tackles against Towson and Eastern Michigan.

#94 • Vince Browne • DE • New Lisbon, Ohio

Redshirt sophomore ... Starting defensive end ... Named team's defensive player of the game vs. Towson and vs. Miami ... One tackle vs. Towson ... Recorded two tackles vs. Eastern Michigan ... At Syracuse, racked up five tackles, including 2.0 TFLs and one sack ... Credited with five tackles and a QB hurry vs. Minnesota ... Named defensive big playmaker following his four-tackle performance at Purdue ... Set a career high with eight total tackles vs. Miami, including 2.0 TFLs and one sack ... One stop at Michigan State and two tackles vs. Indiana ... Notched one sack for an 8-yard loss and one quarterback hurry vs. Penn State ... Two tackles at Iowa ... Three stops, including one TFL, at Illinois.

#98 • Corbin Bryant • DT • Chicago, Ill.

Redshirt junior ... Starting defensive tackle ... 20 career starts ... Two tackles at Illinois ... Two tackles at Iowa, including an assist on a 4-yard sack ... Posted three tackles vs. Penn State ... Recorded three stops and a TFL against both Indiana and Michigan State ... Two tackles and one TFL at Purdue ... Picked up four tackles vs. Minnesota, including one sack for an eight-yard loss ... Notched two stops at Syracuse ... Three total tackles against Eastern Michigan.

#65 • Ben Burkett • C • Toledo, Ohio

Redshirt sophomore ... In his second year as NU's starting center ... 2009 Rimington Trophy watch list.

#27 • Jared Carpenter • S • Bowling Green, Ky.

Redshirt freshman ... One tackle vs. Illinois and Penn State ... Started his first career game against Indiana in place of an injured Brad Phillips and registered one tackle ... Recorded a career-best four tackles against Michigan State.

#2 • Lee Coleman • WR • Gainesville, Ga.

Redshirt junior ... Played on special teams against Towson.

#20 • Scott Concannon • RB • Columbia, Mo.

Redshirt sophomore ... Gained 39 yards on nine carries vs. Illinois and caught one pass for nine yards ... Started in NU's upset of No. 4 Iowa, racking up 59 yards on 15 carries ... First career start came against Penn State ... Posted 13 yards on eight carries and 29 yards on two receptions vs. the Nittany Lions ... Enjoyed a breakout day in sparking NU's 25-point comeback win vs. Indiana, setting career highs with 16 carries and 73 yards ... Rushed for 45 yards in the fourth quarter against the Hoosiers, 32 of which came on NU's game-winning drive ... One carry for (-3) yards at Syracuse ... Set a career high with eight carries vs. Eastern Michigan, totaling 21 yards ... Carried seven times for a career-high 32 yards and two touchdowns against Towson, scoring on running plays of 21 and 3 yards ... Sat out Purdue and Miami games with a head injury.

#41 • Quentin Davie • OLB • St. Louis, Mo.

Redshirt junior ... Starting outside linebacker ... Started 24 career games ... Tied for 15th in the Big Ten with 7.2 tackles per game ... Named team's offensive big playmaker vs. Miami and Indiana ...

Led the defense with eight tackles at Illinois ... Intercepted the first pass of his career and notched five tackles in win at Iowa ... Recorded seven stops (six solo) against Penn State ... Six tackles with one TFL and two quarterback hurries vs. Indiana ... Posted seven stops for the second consecutive game at Michigan State along with a TFL and fumble recovery ... Named the national linebacker of the week by the College Football Performance Awards (CFPA) for his efforts against Miami ... He recorded career bests with three sacks and two forced fumbles, finishing with seven tackles vs. the RedHawks ... At Purdue, led the team with nine tackles while also collecting 1.5 TFLs, one sack, a forced fumble and a pass breakup ... Racked up nine tackles and three QB hurries vs. Minnesota ... Collected four tackles at Syracuse ... Notched eight tackles (four solo) against Eastern Michigan ... Against Towson, led defense with nine tackles (four solo) and recorded 1.5 TFLs and one QB hurry.

#1 • Stefan Demos • P/PK • Scottsdale, Ariz.

Redshirt junior ... Tabbed one of 20 semifinalists (one of two Big Ten kickers on the list) for the Lou Groza Award (nation's top kicker) ... *ESPN The Magazine* first-team Academic All-District selection ... Handles all of NU's punting, place-kicking and kickoff duties ... Ranks 10th in the league among all players with 6.2 points per game ... Tied for fifth in the Big Ten with 1.27 field goals per game and ranks fourth with a 73.7 percent (14-of-19) conversion rate on field goals ... Two-time Big Ten Special Teams Player of the Week honoree this season (vs. Purdue, vs. Indiana) ... Named team's special teams player of the week vs. Eastern Michigan and Penn State ... Punted five times at Illinois with a long of 47 yards and one inside the 20 ... Hit a 47-yard field goal—the second-longest of his career—in the fourth quarter of NU's win at No. 4 Iowa while also hitting a season-high eight punts, landing three inside Iowa's 20 ... Connected on 2-of-3 field goal tries vs. Penn State (good from 34 and 45 yards) and punted five times at a 36.2-yard-per-punt average ... Hit his second game-winning field goal of the year vs. Indiana, a 19-yard attempt with 21 seconds remaining ... Also made a 28-yard attempt vs. the Hoosiers in the first quarter ... Booted six punts at Michigan State, including one inside the 20 ... Converted 1-of-2 field goal attempts vs. Miami (good from 46 yards) and punted seven times, landing two inside MU's 20 ... Named NU's special teams player of the week after he made a career-best four field goals at Purdue, hitting on attempts of 18, 35, 25 and 39 yards to improve to 8-for-8 on the year ... Also named one of the three Lou Groza "Stars of the Week" for his performance at Purdue ... Punted four times and landed one inside the 20 vs. the Boilermakers ... Connected on his only field goal attempt vs. Minnesota (26 yards) and averaged 40.8 yards per punt on four punts ... Landed three of his six punts at Syracuse inside the 20 ... Hit a game-winning, career-long 49-yard field goal with six seconds remaining in the fourth quarter to break a 24-24 tie against Eastern Michigan ... Also hit on a 20-yard field goal in the fourth quarter and landed two of his three punts inside the 20 against the Eagles ... Against Towson, connected on five PATs, his first career FG (36 yards) and punted one time for 36 yards.

#22 • Demetrius Dugar • CB • Houston, Texas

Redshirt freshman ... Started at cornerback for the first time in his career against Syracuse in place of the injured Sherrick McManis and posted four tackles (three solo) ... Recovered a fumble on punt coverage at Purdue to help set up an NU field goal ... Two tackles vs. Miami and one wrap-up at Michigan State ... 11 total stops this season.

#9 • Drake Dunsmore • SB • Lenexa, Kan.

Redshirt sophomore ... Starting superback ... Caught one pass for

14 yards at Illinois ... Scored the go-ahead touchdown in NU's victory at No. 4 Iowa, a 4-yard pass from Dan Persa in the second quarter ... Finished with 19 yards receiving yards on three catches vs. the Hawkeyes and was named team's offensive big playmaker ... Caught three passes for 28 yards against Penn State ... One grab for 11 yards against Indiana ... Posted two catches for 16 yards at Michigan State ... Four catches for 38 yards in a 16-6 win over Miami ... At Purdue, totaled four receptions for 42 yards ... Caught four passes for 37 yards against Minnesota ... Savored a career game at Syracuse in which he led NU with nine catches for 81 yards and his first career touchdown—a 22-yard second-quarter reception—earning him team offensive player of the game honors ... Two catches for a team-best 48 yards against Eastern Michigan ... Named team's offensive big playmaker vs. Eastern Michigan ... Hauled in two passes—both on NU's opening scoring drive—for 24 yards vs. Towson.

#11 • Jeremy Ebert • WR • Hilliard, Ohio

True sophomore ... Four starts this season ... Two catches for 26 yards at Illinois, including a season-long 19-yard reception ... One grab for six yards at Iowa ... Against Penn State, brought in one pass for a 10-yard gain ... One catch for five yards against Indiana ... At Michigan State, caught one pass for 12 yards ... Caught one pass for 12 yards vs. Minnesota ... Two catches for 26 yards at Syracuse ... Against Eastern Michigan, made one catch for seven yards ... Caught one pass for eight yards against Towson.

#19 • Arby Fields • RB • Alta Loma, Calif.

True freshman ... NU's leading rusher vs. Illinois, gaining 50 yards on nine carries (5.6 ypc) and scoring on a 1-yard rush in the fourth quarter ... One carry for six yards at Iowa ... Against Penn State, caught one pass for six yards and rushed one time for five yards ... Gained 10 yards on five rushes and caught one pass for six yards vs. Indiana ... Two carries for five yards at Michigan State ... Rushed for 27 yards on 11 carries vs. Miami ... First career start came at Purdue where he rushed 18 times for 43 yards and one TD and caught four passes for 16 yards ... Carried the ball a career-high nine times vs. Minnesota for 43 yards and one TD while also catching two passes for 12 yards ... Gained 24 yards on two carries at Syracuse, including a career-long 25-yard scamper ... Against Eastern Michigan, ran seven times for a net gain of five yards and caught two passes for seven yards ... Rushed six times for 48 yards and two touchdowns in his collegiate debut against Towson ... Scored on runs of 2 and 22 yards vs. the Tigers.

#8 • Demetrius Fields • WR • Dallas, Texas

Redshirt freshman ... Caught two passes for 14 yards at Illinois ... One grab for seven yards against Penn State ... One catch for eight yards vs. Indiana ... Member of the starting lineup at Michigan State ... Caught one pass for eight yards vs. Miami ... One catch for 11 yards at Purdue ... Four catches for 43 yards against Minnesota ... Scored his first career touchdown in the fourth quarter at Syracuse and finished with 39 yards on five catches ... Caught a team-high four passes totaling 25 yards against Eastern Michigan ... Three receptions for 30 yards—including a long of 14 yards—in his collegiate debut against Towson.

#15 • Carl Fisher • WR • Bolingbrook, Ill.

Redshirt junior ... Contributes on offense and on special teams for NU.

#81 • Kevin Frymire • WR • Burr Ridge, Ill.

Graduate student ... Former walk-on who earned a scholarship in September 2009 ... Caught his first career pass for a 16-yard gain at Syracuse.

#63 • Keegan Grant • OG • Coal City, Ill.

Redshirt junior ... Has started six games this season at right guard, including the last four.

#79 • Adam Hahn • DT • Hartford, Wis.

Graduate student ... Started 32 career games ... Missed first two games of 2009 with a foot injury ... One stop at Illinois ... Two tackles against both Iowa and Penn State ... Posted five stops and 1.5 TFLs at Michigan State ... Started for the first time this season vs. Miami and notched two tackles ... Recorded his first sack of the season at Purdue ... Two stops and 0.5 TFLs vs. Minnesota ... One tackle at Syracuse.

#35 • Ben Johnson • LB • Trevor, Wis.

Redshirt sophomore ... Missed the Iowa and Illinois games due to a leg injury ... Returned to the starting lineup vs. Indiana after missing Miami and Michigan State games with a leg injury and notched six tackles with one TFL and a QB hurry ... Two stops at Purdue ... Finished with five tackles vs. Minnesota, including 0.5 TFLs ... Stuffed the stat sheet at Syracuse, collecting three tackles, one sack for a 4-yard loss, a forced fumble and a fumble recovery on his way to NU's defensive player of the game honors ... Against Eastern Michigan, intercepted the first pass of his career and returned it 70 yards for a pick-six ... Named team's defensive big playmaker vs. EMU ... Finished with four tackles and one TFL against the Eagles ... In his first start vs. Towson, recorded two tackles and one pass breakup.

#13 • Mike Kafka • QB • Chicago, Ill.

Fifth-year senior ... 2009 co-captain ... 17 career starts (10-7 record as NU's starting QB) ... One of 20 players nationally, and one of three Big Ten quarterbacks, named to the Johnny Unitas Golden Arm Award watch list ... Third in the Big Ten with 233.8 passing yards per game, which ranks 31st nationally ... 12th in the nation in completions per game (22.3) and 14th in completion percentage (.658) ... Second in the Big Ten and 26th in the FBS in total offense with 256.4 yards per game ... Ranks second among Big Ten quarterbacks in fewest interceptions thrown (1.87 percent of all attempts) ... Currently ninth in school history with 4,247 career yards of total offense, sixth in single-season total offense (2,820) and seventh in single-season passing yardage (2,572) ... Has four 300-yard passing games this season ... Has been named team's offensive big playmaker following Syracuse, Miami, Michigan State and Illinois games and team's offensive player of the game vs. Purdue ... At Illinois, threw for 305 yards on 23-of-37 passing and ran for a 1-yard touchdown (12 net rushing yards) ... Started at Iowa and played 47-of-83 snaps due to leg injury suffered vs. Penn State ... Completed 10-of-18 passes for 72 yards in the win over the Hawkeyes, managing the fourth quarter after backup Dan Persa was forced out with a hand injury ... Against Penn State, completed 14-of-18 passes for 128 yards and ran for 42 yards and one touchdown before leaving the game in the second quarter due to a leg injury ... Rallied Northwestern to its biggest comeback win in school history vs. Indiana, erasing a 25-point second-quarter deficit ... Threw for 312 yards and two TD's on 26-of-46 passing against the Hoosiers while also rushing for 65 yards and one touchdown on 17 carries ... Completed 34-of-47 attempts for 291 yards and threw for a pair of TD's at Michigan State ... Also ran for 42 yards on 18 carries vs. the Spartans ... Ran for two touchdowns (the sixth and seventh of his career) and threw for 191 yards on 15-of-31 passing against Miami ... Led NU to a 27-21 win at Purdue after the 'Cats fell behind 21-3 in the second quarter, throwing for 224 yards on 28-of-44 passing while running for the go-ahead touchdown with 2:09 remaining in the game ... Against Minnesota, completed 32-of-47 passes for 309

yards and two TD's ... Set school and career records at Syracuse by completing his first 16 passes of the game, breaking a 47-year-old Northwestern record for consecutive pass completions ... Also broke Brett Basanez's school standard for completion percentage, finishing the SU game 35-of-42 (83.3 percent) for 390 yards with three passing TD's, one rushing (3 yards) and one receiving (24 yards), becoming the first Big Ten player to throw for, run for and catch a touchdown in the same game since Penn State's Zack Mills on Sept. 4, 2004 ... His 390 passing yards is the 42nd-best single-game performance this year by an FBS quarterback ... Against Eastern Michigan, completed 14 of 24 passes for 158 yards and ran five times for 21 yards ... Completed 5 of 7 passes on NU's final possession against the Eagles, driving NU down the field to set up Stefan Demos' game-winning field goal ... Threw for 192 yards on 15-of-20 passing and rushed for six yards on six carries in season opener vs. Towson.

#26 • Jordan Mabin • CB • Northfield Center, Ohio

Redshirt sophomore ... Starting cornerback with 22 career starts ... Five total tackles at Illinois ... Intercepted his first pass of the season and the fourth of his career at Iowa while recording six tackles ... Posted six tackles vs. Penn State ... Five tackles against Indiana and six stops at Michigan State ... Tied a career high with seven tackles in consecutive games vs. Miami and at Purdue ... Also recovered a fumble at Purdue ... Five tackles against Minnesota ... Tied for team lead with seven tackles at Syracuse ... Picked up four stops against Eastern Michigan ... One tackle vs. Towson.

#93 • Niko Mafuli • DT • Florissant, Mo.

Redshirt sophomore ... One tackle at Illinois ... Recorded two stops at Michigan State and assisted on a sack vs. Miami ... Two tackles vs. Towson, including the first sack of his career for a two-yard loss.

#85 • Zeke Markshausen • WR • Capron, Ill.

Graduate student ... *ESPN The Magazine* first-team Academic All-District selection ... Former walk-on who earned a scholarship in September 2009 ... Second in Big Ten and 15th nationally with 6.91 catches per game ... Has a team-best 76 receptions, which ranks fifth on NU's single-season list ... Becomes the fifth different player in NU history to catch 70 or more passes in a season (D'Wayne Bates did it twice) ... Also ranks fourth in the league with 67.0 receiving yards per contest ... Tied for first in the Big Ten with 8.29 catches per game against conference opponents (73.6 receiving yards per league game) ... Named team's offensive player of the game vs. Miami, Michigan State and Illinois and offensive big playmaker against Purdue and Indiana ... Led NU with 104 receiving yards on six catches with one touchdown vs. Illinois ... Three catches for 20 yards at Iowa ... Caught a team-best nine passes for 60 yards against Penn State ... Tied for team lead with eight catches in NU's comeback win over Indiana, compiling 94 yards as well as an over-the-shoulder touchdown catch in the corner of the end zone ... Exploded for 16 catches for 111 yards—both career bests—and his first career TD at Michigan State ... His 16 receptions were the most catches by a Wildcat in 27 years and one off the school record of 17 ... One of only five players in the FBS to catch at least 16 passes in one game this season ... NU's leading receiver vs. Miami with five catches for 68 yards ... Caught 10 passes at Purdue in racking up 56 receiving yards ... Led the team in catches (six) and receiving yards (70) vs. Minnesota ... At Syracuse, caught nine passes for a career-best 86 yards, including a career-long 30-yard grab ... Two catches for 38 receiving yards against Eastern Michigan, including a 22-yard grab ... Caught two passes for 30 yards vs. Towson.

#78 • Kurt Mattes • OT • Larksville, Pa.

Graduate student ... Started 20 career games, most recently vs. Miami ... Named team's offensive player of the game vs. Towson.

#3 • Jeravin Matthews • RB • Canonsburg, Pa.

True sophomore ... Started his first career game vs. Towson and rushed three times for 11 yards before leaving the game with an ankle injury that forced him to sit out the Eastern Michigan and Syracuse games ... Returned for the Minnesota game and rushed twice for 14 yards while also returning five kickoffs for a career-best 94 yards ... Four kickoff returns for 71 yards at Purdue ... Carried the ball on a reverse play for 16 yards and brought back one kickoff for 24 yards vs. Miami ... One rush for six yards and five kickoff returns for 85 yards at Michigan State ... Two carries for 14 yards and four kickoff returns for 74 yards against Indiana ... Also had two special teams tackles against the Hoosiers ... Returned two kickoffs for nine yards against Penn State ... Did not play at Iowa (due to a personal leave of absence).

#14 • Joe Mauro • QB • Bedford, Texas

Redshirt junior ... Third on the depth chart ... Appeared in a game for the first time against Towson, rushing two times for six yards.

#24 • Sherrick McManis • CB • Peoria, Ill.

True senior ... 2009 co-captain ... Had a string of 30 consecutive starts until sitting out Eastern Michigan and Syracuse games with a leg injury ... Ranks third on NU's career pass breakups list with 29 ... Moved into a tie for seventh in school history with his eighth career interception at Illinois, which came in the final minute of NU's 21-16 victory ... Finished with five tackles vs. the Illini and was named team's co-defensive big playmaker of the week ... Notched six tackles and one pass breakup in upset of No. 4 Iowa ... One tackle and one pass breakup vs. Indiana before leaving the game with an injury that forced him to sit out the Penn State game ... Posted five stops (four solo) at Michigan State ... One interception vs. Miami ... Also forced a fumble, broke up two passes and had three tackles vs. the RedHawks ... One interception and one tackle at Purdue ... His interception at Purdue jump-started the Wildcats as they reeled off 24 unanswered points following the takeaway and posted a 27-21 win ... Returned from a two-game absence due to injury against Minnesota and tied for second on the team with nine tackles while recording one interception ... One pass breakup vs. Towson.

#51 • Bryce McNaul • LB • Eden Prairie, Minn.

Redshirt sophomore ... Two tackles vs. Minnesota and one stop in season-opener against Towson ... Suffered a leg injury late in the game against Minnesota and missed six games before returning at Illinois, where he posted two tackles.

#80 • Brendan Mitchell • SB • Twinsburg, Ohio

True senior ... Reserve superback ... Scored his second career TD and caught a career-best four passes for 38 yards vs. Minnesota (came into his senior season with 34 career receiving yards) ... Touchdown came in the third quarter on a juggling catch in the corner of the end zone to give NU its first lead of the game.

#83 • Kevin Mitchell • WR • Skokie, Ill.

Graduate student ... Former walk-on who earned a scholarship in September 2009 ... Injury has kept him sidelined in recent weeks.

#72 • Brian Mulroe • OL • Glenview, Ill.

Redshirt freshman ... Missed first eight games with an injury ... Made first collegiate appearance at offensive guard against Penn State (20 plays).

#75 • Al Netter • OL • Rohnert Park, Calif.

Redshirt sophomore ... Starting left tackle ... 24 consecutive career starts ... Named team's offensive player of the game vs. Penn State.

#33 • David Nwabuisi • LB • Houston, Texas

Redshirt freshman ... One TFL against Indiana ... Posted four tackles against Syracuse in his first career start, replacing an injured Nate Williams at linebacker ... Eight total tackles (seven solo) in 2009.

#58 • John Henry Pace • LS • Hinsdale, Ill.

Redshirt junior ... Handles all long snapping duties on punts and place-kicks.

#7 • Dan Persa • QB • Bethlehem, Pa.

Redshirt sophomore ... Academic All-America nominee ... Rushed seven times for 23 yards at Illinois ... Played most of the second and third quarters in upset of No. 4 Iowa before being forced to leave the game with a hand injury ... Led NU in rushing vs. the Hawkeyes (67 yards on 17 attempts) and completed 5-of-9 passes for 37 yards, including the go-ahead 4-yard TD pass to Drake Dunsmore ... Entered NU's game vs. Penn State in the second quarter to replace an injured Mike Kafka and threw for 115 yards on 14-of-23 passing while also rushing 14 times for 42 yards on the ground ... Named team's offensive big playmaker against Penn State ... Four rushing yards on two carries at Michigan State ... One carry for two yards against Miami ... Saw action at Syracuse, carrying the ball twice for eight yards ... One carry for five yards against Eastern Michigan ... Played quarterback for the first time vs. Towson, completing a 72-yard touchdown pass to Andrew Brewer in the second quarter for his first career completion and scoring pass.

#10 • Brian Peters • S • Pickerington, Ohio

Redshirt sophomore ... Key member of NU's nickel package on defense ... Has started the last two games at safety in place of an injured Brendan Smith ... Posted seven tackles (one TFL) and a forced fumble at Illinois ... Three stops at Iowa ... One tackle vs. Penn State ... Against Indiana, led the defense with seven tackles and recorded one forced fumble and one pass breakup ... At Michigan State, started in place of the injured Brendan Smith and set a career high while tying for the team lead with 11 tackles ... Also assisted on one TFL and was named team's defensive player of the game vs. the Spartans ... Against Miami, recorded eight stops, one interception and a fumble recovery (his second in as many games) which he returned 27 yards ... At Purdue, recovered one fumble and had two tackles ... Credited with five tackles vs. Minnesota ... Collected five tackles and one pass breakup at Syracuse ... Three tackles vs. Eastern Michigan—including one TFL—in addition to the second interception of his career ... Notched two tackles vs. Towson.

#17 • Brad Phillips • S • Export, Pa.

True senior ... Has started 32 career games at safety ... Six tackles at Illinois ... Led the defense with 10 tackles at Iowa and forced his fourth fumble of the year, a total which ranks third in the Big Ten ... Recorded six stops and one QB hurry vs. Penn State ... Saw his string of 28 straight starts snapped vs. Indiana due to injury, but did play in the game and racked up six tackles with one TFL ... Tied for 28th in the Big Ten with 6.2 tackles per game ... Ranks fourth in the Big Ten and 29th nationally with three forced fumbles ... Has been named team's defensive big playmaker in Syracuse and Miami games and team's defensive player of the game vs. Purdue ... Three tackles at Michigan State before leaving the game in the first half with an upper body injury ... Season-

high 11 tackles—including one sack—against Miami ... Notched six tackles, two forced fumbles and one fumble recovery at Purdue ... Seven stops and one pass breakup vs. Minnesota ... Led the defense with seven tackles at Syracuse while also forcing a fumble, posting his second career sack and recording his fifth career interception ... Six tackles against Eastern Michigan ... Recorded four tackles (two solo) in season-opener vs. Towson.

#31 • Stone Pinckney • LB • Columbia, S.C.

Redshirt freshman ... One tackle vs. Eastern Michigan and a career-best two stops against Towson.

#89 • Josh Rooks • SB • Zeeland, Mich.

True junior ... Academic All-America candidate ... Started three games this year ... Two catches for 11 yards at Purdue ... Caught a career-long 23-yard pass at Syracuse ... Named NU's special teams player of the game vs. the Orange.

#39 • Jacob Schmidt • RB • Rhinelander, Wis.

Redshirt sophomore ... Former walk-on who earned a scholarship in September 2009 ... Two starts this season ... Named team's special teams player of the week vs. Miami (Ohio) and co-special teams player of the week vs. Iowa ... Five carries for 10 yards and one catch for 12 yards at Illinois ... One catch for seven yards and two special teams tackles at Iowa ... Two carries for seven yards to go with one catch for 10 yards vs. Penn State ... Against Miami, carried 10 times for 29 yards and caught a career-long 25-yard pass from Mike Kafka ... At Purdue, caught two passes for 37 yards—including a long reception of 17 yards—and carried the ball twice for two yards ... Six carries for 20 yards vs. Minnesota ... Started for the first time in his career at Syracuse, rushing 10 times for 30 yards and catching a career-best four passes for 46 yards ... Set career highs for carries (13) and yards (61) against Eastern Michigan ... Carried four times for 18 yards vs. Towson and scored the first touchdown of his career on a 2-yard run in the first quarter.

#25 • Stephen Simmons • RB • St. Louis, Mo.

Redshirt junior ... Averaging 89.4 all-purpose yards per game ... Fifth on NU's all-time list for yards per kickoff return (23.3) ... Named team's special teams player of the week vs. Towson and co-special teams player of the week vs. Iowa ... Sat out the Syracuse, Minnesota and Purdue games due to injury ... Returned one kickoff for 29 yards at Illinois ... Brought back three kickoffs for 46 yards and rushed six times for 11 yards at Iowa ... Returned five kickoffs for a season-best 121 yards vs. Penn State, including a long return of 44 yards ... Also ran three times for eight yards against the Nittany Lions ... Five rushes for 25 yards and three catches for 11 yards at Michigan State ... Returned from injury for the Miami game and carried the ball twice for three yards ... Scored a career-best two rushing TDs and racked up 196 all-purpose yards against Eastern Michigan (108 kickoff return yards on five attempts, 73 rushing yards on 13 carries and one catch for 15 yards) ... Against Towson, posted a career-high 77 rushing yards on 18 carries and returned three kickoffs for 82 yards, including a long of 49 yards.

#4 • Brendan Smith • S • Andover, Mass.

Fifth-year senior ... 2009 co-captain ... Named a captain for a second consecutive year, making him just the eighth player in NU history to be a repeat captain ... Suffered a hand (thumb) injury late in the first half of the Miami game that forced him to miss four of the last five games ... Averaging 6.6 yards per punt return this season ... Ranks in a tie for ninth on NU's all-time career

interceptions list with seven ... Active career leader in the Big Ten with two interception returns for touchdowns ... Returned to the starting lineup vs. Penn State and recorded two tackles and one pass breakup ... One tackle vs. Miami before leaving the game with a hand injury sustained during the first half ... Three stops at Purdue ... Team leader with 10 stops (seven solo) vs. Minnesota ... Four tackles at Syracuse ... Led the defense with 12 tackles (five solo) vs. Eastern Michigan ... Named team's defensive player of the game vs. EMU ... Recorded three stops and a pass breakup vs. Towson.

#5 • Sidney Stewart • WR • Farmington Hills, Mich.

Redshirt junior ... Starting wide receiver ... Five catches for 49 receiving yards at Illinois ... At Iowa, caught a team-best four passes for 24 yards and was named team's offensive player of the week ... Against Penn State, caught three passes for 20 yards ... Gained 41 receiving yards on four catches vs. Indiana ... Against Miami, two catches for 32 yards ... Caught four passes for a season-high 51 yards at Purdue ... Five catches for 43 yards vs. Minnesota after missing Eastern Michigan and Syracuse games due to illness ... Caught one pass for 19 yards vs. Towson.

#76 • Desmond Taylor • OL • Los Angeles, Calif.

Graduate student ... Starting left guard ... Saw his string of 16 straight starts snapped vs. Minnesota due to illness, though he did play in the game ... Returned to the starting lineup at Purdue ... Named team's offensive player of the week vs. Eastern Michigan ... Missed the Iowa and Illinois games with an injury (shoulder).

#67 • Marshall Thomas • DT • Miami, Fla.

True senior ... Starting defensive tackle ... Five tackles, including one TFL, at Illinois ... Started and scored NU's first touchdown at Iowa when he recovered a fumble by QB Ricky Stanzi in the end zone ... Finished with three tackles, including an assist on a sack, vs. the Hawkeyes and was named team's defensive big playmaker ... One stop against Penn State ... Against Indiana, recorded two solo tackles ... One tackle and one QB hurry vs. Miami ... Notched two tackles (0.5 TFLs) at Purdue ... Two stops vs. Minnesota ... Two tackles at Syracuse ... Against Eastern Michigan, recorded one sack and three tackles ... Also totaled 3 tackles, with one TFL, vs. Towson.

#28 • Justan Vaughn • CB • Pearland, Texas

Redshirt junior ... Reserve cornerback ... Replaced Sherrick McManis in the starting lineup vs. Eastern Michigan and finished with three tackles and one pass breakup ... Against Towson, recorded three tackles and his second career interception ... Sat out six games with a leg injury ... Returned to make one tackle vs. Iowa.

#70 • Patrick Ward • OL • Homer Glen, Ill.

True freshman ... Made his collegiate debut vs. Towson ... Playing both the guard and tackle positions.

#42 • Kevin Watt • DE • Glen Ellyn, Ill.

Redshirt sophomore ... Academic All-America nominee ... Two tackles at Illinois ... Started his second straight game at Michigan State ... Notched first career start against Miami and posted four tackles, including an assisted sack ... One QB hurry vs. Minnesota ... Dropped Syracuse quarterback Greg Paulus for a 13-yard loss in the fourth quarter against the Orange ... Contributed an assisted tackle vs. Towson on his first career sack.

#47 • Ricky Weina • CB • Union Grove, Wis.

Redshirt sophomore ... Career-best five tackles and one pass breakup in first career start at cornerback vs. Penn State (started in place of Sherrick McManis) ... Walk-on who made the most of his first significant playing time against Indiana, blocking a punt that led to a safety and helped spark NU's 25-point comeback win vs. the Hoosiers ... Named team's special teams player of the week against Indiana ... Also tabbed the Big Ten's special teams player of the week by ESPN.com ... Credited with two tackles and one pass breakup at the cornerback position vs. Indiana ... Played in season opener against Towson and notched a pass breakup.

#57 • Nate Williams • LB • Pittsburgh, Pa.

Redshirt junior ... Saw his streak of eight straight starts come to an end at Syracuse because of an injury ... Tied for 25th in the Big Ten with 6.3 tackles per game ... Recorded a forced fumble and his second career interception to go along with seven tackles at Illinois, earning team's co-defensive big playmaker of the week honors ... Four tackles at Iowa ... Led the 'Cats with seven tackles—including one TFL—against Penn State ... Five stops in NU's win over Indiana ... Tied for the team lead with 11 stops and notched one TFL at Michigan State ... Racked up a team-best 12 tackles as well as the first interception of his career vs. Miami ... Six tackles at Purdue ... Returned from injury vs. Minnesota to record four tackles and one pass breakup ... Against Eastern Michigan, finished with nine tackles (seven solo), one TFL and one pass breakup ... Notched seven tackles and 1.5 TFLs in season-opener vs. Towson.

#88 • Quentin Williams • DE • Pittsburgh, Pa.

Redshirt freshman ... Reserve defensive end ... Three stops at Illinois ... Posted two tackles at Iowa ... Credited with one quarterback hurry against Indiana ... Two stops against both Michigan State and Miami ... One tackle vs. Purdue, Minnesota and Eastern Michigan ... Registered two tackles and picked off his first career pass against Towson ... Named team's defensive big playmaker vs. Towson ... Younger brother of starting middle linebacker Nate Williams ... Also an outfielder on NU's baseball team.

#44 • Mark Woodsum • SB • Buffalo Grove, Ill.

Graduate student ... Former walk-on ... Credited with two solo tackles at Iowa ... Against Penn State, caught a pass from punter Stefan Demos on a broken punt attempt and carried it nine yards for an NU first down ... One catch for six yards at Michigan State ... First career start at superback vs. Minnesota ... Against Towson, rushed six times for 17 yards.

#99 • Corey Wootton • DE • Rutherford, N.J.

Fifth-year senior ... 2009 co-captain ... 2009 Playboy Preseason All-American ... On 2009 watch lists for the Hendricks Award, Chuck Bednarik Award, Bronko Nagurski Trophy, Lott Trophy and Lombardi Award ... Slated to make a school-record 48th career start on Saturday vs. Wisconsin ... Named team's defensive player of the week vs. Iowa and Illinois ... Notched two TFLs—including one sack—and finished with three tackles at Illinois ... Wootton now has 18.5 career sacks, third on NU's all-time list ... Changed the complexion of the game at Iowa when he sacked Hawkeye QB Ricky Stanzi in the end zone, forcing a fumble that was recovered for an NU touchdown and knocking Stanzi out for the rest of the game with an ankle injury ... Finished with three tackles vs. Iowa ... One TFL for a 3-yard loss vs. Penn State ... Against Indiana, returned from an ankle injury to start and record his first sack of the season for an 8-yard loss ... Played sparingly against both Miami and Michigan State (sprained ankle) ... At Purdue, had two tackles and a fumble recovery ... Two stops and a QB hurry vs. Minnesota ... Three tackles in addition to a blocked field goal at Syracuse ... One tackle with one QB hurry vs. Eastern Michigan ... Started and played sparingly (14 snaps) vs. Towson.

NORTHWESTERN GAME NOTES • NU'S RECORD WHEN...

	2000	2001	2002	2003	2004	2005	2006	2007	2008	2009	Totals	Fitzgerald (Career)
When playing at home	5-1	2-3	2-4	2-4	5-1	4-2	2-4	4-3	5-2	4-2	35-26	15-11
When playing on road	3-3	2-4	1-5	4-3	1-5	3-3	2-4	2-3	4-2	3-2	25-34	11-11
When playing on grass	5-2	4-6	3-8	3-6	6-2	6-4	3-5	5-4	7-2	5-3	47-42	20-14
When playing on artificial surface	3-2	0-1	0-1	3-1	0-4	1-1	1-3	1-2	2-2	2-1	13-18	6-8
When scoring first	6-0	3-2	0-2	4-2	6-3	4-4	4-2	5-2	5-2	3-1	40-20	17-7
When opponent scores first	2-4	1-5	3-7	2-5	0-3	3-1	0-6	1-4	4-2	4-3	20-40	9-15
When leading after first quarter	4-2	4-2	2-2	3-2	2-2	3-2	3-1	3-2	3-1	3-0	30-16	12-4
When trailing after first quarter	2-2	0-5	1-4	2-5	1-4	3-2	0-6	2-3	4-2	3-2	18-35	9-13
When tied after first quarter	2-0	0-0	0-3	1-0	3-0	1-1	1-1	1-1	2-1	1-2	12-9	5-5
When leading at halftime	5-0	4-2	1-0	4-2	1-0	5-1	3-1	3-2	6-0	5-2	37-10	17-5
When trailing at halftime	3-3	0-5	2-9	2-5	2-6	2-4	0-7	3-3	2-3	2-2	18-47	7-15
When tied at halftime	0-1	0-0	0-0	0-0	3-0	0-0	1-0	0-1	1-1	0-0	5-3	2-2
When leading after three quarters	5-0	4-1	2-0	3-2	2-0	6-1	4-1	3-3	7-1	5-2	41-11	19-7
When trailing after three quarters	3-4	0-5	1-9	1-5	1-5	1-4	0-7	2-3	1-3	2-2	12-47	5-15
When tied after three quarters	0-0	0-1	0-0	2-0	3-1	0-0	0-0	1-0	1-0	0-0	7-2	2-0
When NU has more rushing yards	7-1	3-3	1-0	5-1	6-2	6-0	3-4	4-2	5-2	6-0	46-15	18-8
When opponent has more rushing yards	1-3	1-4	2-9	1-6	0-4	1-5	1-4	2-4	4-2	1-4	14-45	8-14
When NU has more passing yardage	4-2	2-4	2-7	0-1	3-3	5-3	3-2	5-4	5-2	5-3	34-31	18-11
When opponent has more passing yardage	4-2	2-3	1-2	6-6	3-3	2-2	1-6	1-2	4-2	2-1	26-29	8-11
When NU has more total yardage	8-1	2-2	2-2	5-1	4-3	5-1	4-3	5-3	4-2	5-1	44-19	18-9
When opponent has more total yardage	0-3	2-5	1-7	1-6	2-3	2-4	0-5	1-3	5-2	2-3	16-41	8-13
When NU has more first downs	5-1	2-4	1-2	5-1	3-3	6-2	4-0	5-4	3-2	6-4	40-23	18-10
When opponent has more first downs	3-3	2-2	2-6	1-6	3-3	1-3	0-7	1-2	4-1	1-0	18-33	6-10
When first downs are equal	0-0	0-1	0-1	0-0	0-0	0-0	0-1	0-0	2-1	0-0	2-4	2-2
When NU forces more turnovers	6-1	4-1	2-2	4-1	3-3	4-3	2-3	3-0	4-1	5-0	37-15	14-4
When opponent forces more turnovers	1-3	0-5	1-5	2-5	1-2	1-1	0-4	1-5	2-3	2-4	11-37	5-16
When turnovers are equal	1-0	0-1	0-2	0-1	2-1	2-1	2-1	2-1	3-0	0-0	12-8	7-2
In games decided by three points or less	2-0	1-2	0-1	0-1	2-1	3-0	0-1	2-0	0-1	2-1	12-8	4-3
In games decided by seven points or less	3-0	2-4	2-2	1-2	6-1	4-1	0-1	4-1	4-2	5-1	31-15	13-5
In overtime games	1-0	0-0	0-0	1-0	3-1	0-0	0-0	2-0	0-1	0-0	7-2	2-1

RED ZONE STATISTICS (20-YARD LINE AND IN)

Game	Northwestern				Opponent			
	Inside	Scores	TD/FG	Pct.	Inside	Scores	TD/FG	Pct.
Towson	5	4	3/1	.800	1	1	1/0	1.00
Eastern Michigan	4	3	2/1	.750	3	3	2/1	1.00
at Syracuse	3	3	3/0	1.00	5	4	3/1	.800
Minnesota	3	3	2/1	1.00	6	5	5/0	.833
at Purdue	7	6	2/4	.857	3	2	2/0	.667
Miami (Ohio)	2	2	2/0	1.00	1	0	0/0	.000
at Michigan State	2	2	2/0	1.00	3	1	0/1	.333
Indiana	4	4	2/2	1.00	3	2	2/0	.667
Penn State	4	2	1/1	.500	4	4	2/2	1.00
at Iowa	1	1	1/0	1.00	1	1	0/1	1.00
at Illinois	3	2	2/0	.667	3	2	1/1	.667
Wisconsin								
TOTALS	38	32	22/10	.842	33	25	18/7	.758

NORTHWESTERN GAME NOTES • THE LAST TIME IT HAPPENED...

Team	Northwestern	Opponent
Scored 60+ points	NU 61, Illinois 23, 11-18-00	Iowa 62, NU 10, 11-9-02
Scored 50-59 points	NU 51, Wisconsin 48, 10-8-05	Ohio State 58, NU 7, 9-22-07
Scored 40-49 points	NU 47, Towson 14, 9-5-09	Ohio State 45, NU 10, 11-8-08
Rushed for 200-299 yards	221 vs. Towson, 9-5-09	Illinois, 212, 11-14-09
Rushed for 300-399 yards	356 at Illinois, 11-19-05	Illinois, 321, 11-17-07
Rushed for 400+ yards	444 at Illinois, 11-22-03	Purdue, 407, 10-26-02
Passed for 400+ yards	414 at Syracuse, 9-19-09	Arizona State, 483, 9-17-05
Had 500-599 yards in total offense.....	516 vs. Eastern Michigan, 10-19-07	Illinois, 541, 11-17-07
Had 600+ yards in total offense.....	611, Michigan State, 10-6-07	Arizona State, 773, 9-17-05
Won game on final play (regulation).....	vs. Michigan State, 47-yard FG, 9-29-01	Syracuse, 41-yard FG, 9-19-09
Recorded a safety	vs. Indiana, 10-24-09	Illinois, 11-18-06
Recorded a shutout	NU 27, Northeastern 0, 9-1-07	Ohio State 20, NU 0, 9-27-03
Played No. 1-ranked team.....	(#1) Ohio State 54, NU 10, 11-11-06	Wisconsin 37, (#1) NU 6, 11-10-62
Beat No. 1-ranked team	NU 12, (#1) Miami (Fla.) 7, 9-23-67	Wisconsin 37, (#1) NU 6, 11-10-62
NU beat a Top-10 team	NU 17, (#8) Iowa 10, 11-7-09	
NU beat a ranked team	NU 17, (#8) Iowa 10, 11-7-09	
NU beat two ranked teams in a row	9-23-00 (47-44 vs. #7 Wisconsin), 9-30-00 (37-17 vs. #18 Michigan State)	
NU ranked by AP (media).....	No. 22 (Dec. 29, 2008)	
NU ranked by ESPN/USA Today (coaches)	No. 20 (Dec. 29, 2008)	
NU ranked No. 1 by AP	1962	
Sellout at home.....	11-08-08 vs. Ohio State (47,130)	
Had consecutive home sellouts.....	2 games (10-17-98 to 10-24-98, Michigan & Ohio State)	

Individual	Northwestern	Opponent
Returned kickoff for a TD.....	Stephen Simmons (99) at Ohio State, 9-22-07	Ray Fisher (93), Indiana, 10-24-09
Returned punt for a TD.....	Marquice Cole (81) vs. Northern Illinois, 9-10-05	Jeremy Maclin (75), Missouri, 12-29-08
Returned INT for a TD	Ben Johnson (70) vs. Eastern Michigan, 9-12-09	Traye Simmons (23), Minnesota, 11-1-08
Returned fumble for TD	Demetrius Eaton (86) at Michigan State, 10-22-05	Vernon Gholston (25), Ohio State, 9-22-07
Blocked an extra point.....	Corey Wootton at Michigan State, 10-6-07	Brigham Rogers, UCLA, 12-30-05
Blocked a FG attempt.....	Corey Wootton at Syracuse, 9-19-09	Jared Odrick, Penn State, 10-31-09
Blocked a punt.....	Ricky Weina vs. Indiana, 10-24-09	Michael Williams, Michigan, 11-15-08
Rushed for 3 or more TDs.....	Tyrell Sutton (3) vs. Southern Illinois, 9-13-08	Duane Bennett (3), Minnesota, 9-26-09
Rushed for 100 yards	Tyrell Sutton (114) vs. Missouri, 12-29-08	Evan Royster (118), Penn State, 10-31-09
Two Players Rushed for 100 yards.....	Jason Wright (251) at Illinois, 11-22-03	Isiah Williams (137), Illinois, 11-17-07
	Noah Herron (163) at Illinois, 11-22-03	Rashard Mendenhall (131), Illinois, 11-17-07
	Mike Kafka (217) at Minnesota, 11-1-08	P.J. Hill (249), Wisconsin, 10-7-06
Rushed for 200 yards	Mike Kafka (23) at Illinois, 11-14-09	Daryll Clark (22), Penn State, 10-31-09
Completed 20-29 passes.....	Mike Kafka (34) at Michigan State, 10-17-09	Adam Weber (31), Minnesota, 11-1-08
Completed 30+ passes.....	Mike Kafka (3) at Syracuse, 9-19-09	Joey Elliott (3), Purdue, 10-3-09
Passed for 3+ TDs.....	Mike Kafka (305) at Illinois, 11-14-09	Joey Elliott (313), Purdue, 10-3-09
Passed for 300-399 yards	C.J. Bachér (470) vs. Minnesota, 10-13-07	Curtis Painter (431), Purdue, 10-14-06
Passed for 400-499 yards	C.J. Bachér (520) at Michigan State, 10-6-07	n/a
Passed for 500+ yards	Tyrell Sutton (3r) vs. Southern Illinois, 9-13-08	Duane Bennett (3r), Minnesota, 9-26-09
Scored 3 TDs in a game.....	Tyrell Sutton (3r, 1 rec.) vs. Wisconsin, 10-8-05	Jonathan Orr (4 rec.), Wisconsin, 10-8-05
Scored 4+ TDs in a game.....	Drake Dunsmore pass at Purdue, 10-3-09	Brazill pass, Ohio, 9-20-08
2-point conversion	Zeke Markshausen (16) at Michigan State, 10-17-09	Blair White (12), Michigan State, 10-17-09
Caught 10+ passes	Zeke Markshausen (104) at Illinois, 11-14-09	Derek Moyer (123), Penn State, 10-31-09
100-199 yards receiving	Jonathan Fields (202) at TCU, 9-2-04	Mike Williams (209), 9-19-09
200+ yards receiving	Jonathan Fields (3) at TCU, 9-2-04	Ernie Wheelwright (3), Minnesota, 10-13-07
Scored 3+ TDs receiving.....	Amado Villarreal (3) vs. Ohio, 9-20-08	R Lichtenstein (3), Syracuse, 9-19-09
Kicked 3 FGs in one game	Stefan Demos (4) at Purdue, 10-3-09	Kevin Kelly (4), Penn State, 9-30-06
Kicked 4 FGs in one game	Joel Howells (5) vs. Penn State, 9-24-05	
Kicked 5+ FGs in one game	David Wasielewski (51) at Air Force, 8-31-02	Dave Rayner (53), Michigan State, 9-28-02
Kicked a 50-yard FG.....	Brian Huffman (71) at Air Force, 8-31-02	Ryan Donahue (73), Iowa, 11-7-09
Kicked a 70-79-yard punt	Merlin Norenberg (80) vs. Minnesota, 10-12-63	
Kicked an 80-89-yard punt	Paul Burton (90) vs. Indiana, 9-30-95	
Kicked a 90+-yard punt	Herschel Henderson (2) at Michigan State, 10-22-05	Traye Simmons (2), Minnesota, 11-1-08
Intercepted 2 passes	Neil Little (3) vs. Indiana, 11-10-73	Mike Rose (3), Purdue, 9-27-97
Intercepted 3+ passes.....	Stephen Simmons (121) vs. Penn State, 10-31-09	Ray Fisher (101), Indiana, 10-24-09
Recorded 100 kickoff return yards.....	Tim McGarigle (21, 11-10) vs. Michigan, 10-29-05	J Leman (22, 11-11), Illinois, 11-18-06
Recorded 20+ tackles.....		

NORTHWESTERN GAME NOTES • SCORING DRIVES

NU Scoring Drives

Qtr	Opp.	Scoring Play	Plays-Yds-TOP
1	Towson	Schmidt 2 run	9-60-3:14
1	Towson	A. Fields 2 run	9-56-3:26
1	Towson	A. Fields 22 run	6-56-1:21
2	Towson	Brewer 72 pass from Persa	3-75-1:17
2	Towson	Concannon 21 run	5-38-2:27
3	Towson	Demos 26 FG	15-68-5:12
4	Towson	Concannon 3 run	13-60-6:54
1	Eastern Michigan	Simmons 1 run	12-68-4:10
2	Eastern Michigan	Simmons 14 run	13-99-4:21
4	Eastern Michigan	Demos 20 FG	15-74-6:36
4	Eastern Michigan	Demos 49 FG	9-26-2:34
2	Syracuse	Kafka 3 run	7-72-2:04
2	Syracuse	Brewer 39 pass from Kafka	6-88-1:26
2	Syracuse	Dunsmore 22 pass from Kafka	6-62-1:54
3	Syracuse	Kafka 24 pass from Brewer	2-28-0:45
4	Syracuse	D. Fields 3 pass from Kafka	11-80-4:05
1	Minnesota	Demos 26 FG	19-76-8:46
2	Minnesota	A. Fields 2 run	10-75-3:17
3	Minnesota	Brewer 24 pass from Kafka	9-79-2:33
3	Minnesota	B. Mitchell 13 pass from Kafka	11-79-4:02
1	Purdue	Demos 18 FG	20-78-7:54
2	Purdue	A. Fields 5 run	4-18-0:53
2	Purdue	Demos 35 FG	4-5-0:30
2	Purdue	Demos 25 FG	4-16-0:31
3	Purdue	Demos 39 FG	8-12-3:15
4	Purdue	Kafka 2 run	11-67-4:19
1	Miami (Ohio)	Demos 46 FG	9-38-2:40
1	Miami (Ohio)	Kafka 6 run	12-73-3:13
3	Miami (Ohio)	Kafka 1 run	5-27-1:04
2	Michigan State	Brewer 15 pass from Kafka	9-80-2:29
4	Michigan State	Markshausen 1 pass from Kafka	11-67-4:14
2	Indiana	Demos 28 FG	13-68-4:39
2	Indiana	Kafka 1 run	10-75-3:25
2	Indiana	Markshausen 8 pass from Kafka	10-84-2:12
4	Indiana	Brewer 51 pass from Kafka	11-98-4:15
4	Indiana	Demos 19 FG	13-65-6:43
1	Penn State	Demos 34 FG	17-65-7:25
2	Penn State	Kafka 7 run	8-80-2:37
2	Penn State	Demos 45 FG	5-25-0:25
2	Iowa	Dunsmore 4 pass from Persa	10-46-5:00
4	Iowa	Demos 47 FG	14-52-4:17
2	Illinois	Markshausen 28 pass from Kafka	5-54-0:43
3	Illinois	Kafka 1 run	7-99-2:51
4	Illinois	Fields 1 run	12-80-4:36

Northwestern Offensive Scoring Drives

44 Drives (17 run, 13 pass, 14 FG)

- 9 First Quarter Drives (5 run, 0 pass, 4 FG)
- 18 Second Quarter Drives (7 run, 6 pass, 4 FG)
- 7 Third Quarter Drives (2 run, 3 pass, 2 FG)
- 10 Fourth Quarter Drives (3 run, 3 pass, 4 FG)

Opponent Scoring Drives

Qtr	Opp.	Scoring Play	Plays-Yds-TOP
2	Towson	Dameron 1 run	12-78-5:16
3	Towson	Newsom 33 pass from Athens	7-50-3:03
2	Eastern Michigan	Carithers 33 FG	4-(-4)-1:33
3	Eastern Michigan	Priest 1 run	12-88-6:46
4	Eastern Michigan	Stone 25 pass from Schmitt	4-35-1:40
4	Eastern Michigan	Blevins 3 run	8-79-4:24
1	Syracuse	Lichtenstein 43 FG	8-54-2:27
1	Syracuse	Paulus 10 run	5-21-2:45
1	Syracuse	Williams 66 pass from Paulus	2-80-0:40
2	Syracuse	Carter 3 run	5-43-2:44
3	Syracuse	Lichtenstein 37 FG	7-43-3:05
4	Syracuse	Williams 13 pass from Paulus	6-70-2:57
4	Syracuse	Lichtenstein 41 FG	6-16-0:56
1	Minnesota	Bennett 1 run	5-58-2:11
2	Minnesota	Bennett 3 run	4-50-1:50
3	Minnesota	Decker 16 pass from Weber	12-78-6:51
4	Minnesota	Bennett 4 run	13-83-6:31
4	Minnesota	Decker 1 pass from Weber	3-3-0:17
1	Purdue	Smith 5 pass from Elliott	5-34-2:19
1	Purdue	Valentin 67 pass from Elliott	3-73-0:59
2	Purdue	Valentin 5 pass from Elliott	8-76-4:17
4	Miami (Ohio)	Cruse 23 pass from Dysert	5-62-1:13
3	Michigan State	White 22 pass from Cousins	7-64-2:53
3	Michigan State	White 47 pass from Cousins	8-87-3:03
3	Michigan State	Swenson 28 FG	9-44-3:52
4	Michigan State	Caper 22 run	1-22-0:09
1	Indiana	Willis 70 run	1-70-0:20
1	Indiana	Chappell 1 run	6-28-3:23
2	Indiana	Willis 3 run	10-76-5:14
1	Penn State	Wagner 32 FG	6-9-1:32
2	Penn State	Clark 2 run	7-93-3:07
3	Penn State	Wagner 23 FG	11-53-5:36
4	Penn State	Beachum 2 run	7-58-3:30
4	Penn State	Moye 53 pass from Clark	1-53-0:09
4	Penn State	Royster 69 run	1-69-0:11
1	Iowa	McNutt 74 pass from Stanzi	3-77-1:00
1	Iowa	Murray 39 FG	6-41-2:42
2	Illinois	Dimke 30 FG	11-53-4:17
4	Illinois	Charest 10 run	11-80-3:19
4	Illinois	Duvalt 32 pass from Charest	8-80-2:28

Opponent Offensive Scoring Drives

40 Drives (16 run, 15 pass, 9 FG)

NORTHWESTERN GAME NOTES • LONG PLAYS

20-Yard Plus Plays

Yards	Type	Player(s)	Opponent
27	Pass	Brewer from Kafka	Towson
22	Run	Fields	Towson
72	Pass	Brewer from Persa	Towson
49	KO Return	Simmons	Towson
21	Run	Concannon	Towson
20	Pass	Markshausen from Kafka	Towson
20	Pass	Dunsmore from Kafka	Eastern Michigan
22	Pass	Markshausen from Kafka	Eastern Michigan
70	INT Return	Johnson	Eastern Michigan
20	KO Return	Simmons	Eastern Michigan
20	KO Return	Simmons	Eastern Michigan
28	KO Return	Simmons	Eastern Michigan
28	Pass	Dunsmore from Kafka	Eastern Michigan
25	KO Return	Simmons	Eastern Michigan
20	KO Return	Brewer	Syracuse
23	KO Return	Brewer	Syracuse
29	Pass	Schmidt from Kafka	Syracuse
25	Run	Fields	Syracuse
39	Pass	Brewer from Kafka	Syracuse
26	Blocked FG Return	Smith	Syracuse
23	Pass	Rooks from Kafka	Syracuse
22	Pass	Dunsmore from Kafka	Syracuse
23	INT Return	Phillips	Syracuse
21	KO Return	Brewer	Syracuse
24	Pass	Kafka from Brewer	Syracuse
30	Pass	Markshausen from Kafka	Syracuse
22	KO Return	Matthews	Minnesota
22	Pass	Markshausen from Kafka	Minnesota
24	Pass	Brewer from Kafka	Minnesota
23	KO Return	Matthews	Purdue
22	Pass	Stewart from Kafka	Purdue
24	KO Return	Matthews	Miami (Ohio)
23	Pass	Stewart from Kafka	Miami (Ohio)
20	Pass	Markshausen from Kafka	Miami (Ohio)
27	Fumble Recovery	Peters	Miami (Ohio)
25	Pass	Schmidt from Kafka	Miami (Ohio)
26	Pass	Brewer from Kafka	Michigan State
22	KO Return	Matthews	Michigan State
28	KO Return	Matthews	Michigan State
20	Pass	Markshausen from Kafka	Michigan State
25	Pass	Brewer from Kafka	Indiana
21	KO Return	Matthews	Indiana
28	Pass	Markshausen from Kafka	Indiana
24	KO Return	Brewer	Indiana
51	Pass	Brewer from Kafka	Indiana
44	KO Return	Simmons	Penn State
22	KO Return	Simmons	Penn State
20	Pass	Concannon from Persa	Penn State
21	KO Return	Simmons	Penn State
25	Run	Persa	Penn State
25	Pass	Markshausen from Kafka	Illinois
28	Pass	Markshausen from Kafka	Illinois
52	Pass	Brewer from Kafka	Illinois
20	Pass	Markshausen from Kafka	Illinois

LONG PLAYS BY THE NUMBERS

Plays by Yards	No.
20-29	46
30-39	2
40-49	2
50-59	2
60+	2

Plays by Type

Passing	30
Kickoff Returns	16
Rushing	4
Interception Returns	2
Fumble Returns	1
Punt Returns	0
Blocked FG Returns	1
Total	53
Touchdowns	10

20-YARDS PLUS BY PLAYER

Player	No.	TDs	Type
Brewer	12	4	8—P; 4—KR
Markshausen	10	1	10—P
Simmons	8	0	8—KR
Matthews	6	0	6—KR
Dunsmore	3	1	3—P
A. Fields	2	1	2—R
Concannon	2	1	1—R; 1—P
Schmidt	2	0	2—P
Stewart	2	0	2—P
Johnson	1	1	1—INT
Kafka	1	1	1—P
Persa	1	0	1—R
Peters	1	0	1—F
Phillips	1	0	1—INT
Rooks	1	0	1—P
Smith	1	0	1—FG

Legend

P—Pass; R—Rush; KR—Kickoff Return; PR—Punt Return; INT—Interception; F—Fumble Recovery; FG—Blocked Field Goal

LONGEST PLAYS OF THE YEAR

Rushing

25, Arby Fields at Syracuse, 9-19-09
25, Dan Persa vs. Penn State, 10-31-09

Rushing Touchdown

22, Arby Fields vs. Towson, 9-5-09

Passing

72, Andrew Brewer from Dan Persa vs. Towson, 9-5-09

Passing Touchdown

72, Andrew Brewer from Dan Persa vs. Towson, 9-5-09

Punt Return

16, Brendan Smith vs. Towson, 9-5-09

Kickoff Return

49, Stephen Simmons vs. Towson, 9-5-09

Interception Return

70, Ben Johnson vs. Eastern Michigan, 9-12-09

Fumble Return

27, Brian Peters vs. Miami (Ohio), 10-10-09

Punt

47, Stefan Demos at Illinois, 11-14-09

Field Goal

49, Stefan Demos vs. Eastern Michigan, 9-12-09

NORTHWESTERN GAME NOTES • SINGLE-GAME CAREER HIGHS

#91 • BRIAN ARNFELT • DL

Tackles: 1 vs. Towson, 9/5/09
Solo Tackles: N/A
Assisted Tackles: 1 vs. Towson, 9/5/09

#32 • DAVID ARNOLD • LB

Tackles: 6 vs. Penn State, 10/31/09
Solo Tackles: 6 vs. Penn State, 10/31/09
Assisted Tackles: 3 at Michigan State, 10/17/09
TFL: 2.0 vs. Miami (Ohio), 10/10/09
Sacks: 1 (twice), vs. Miami (Ohio), 10/10/09
Forced Fumble: 1 at Purdue, 10/3/09

#21 • MIKE BOLDEN • CB

Tackles: 3 vs. Southern Illinois, 9/13/08
Solo Tackles: 2 (twice), last vs. Illinois, 11/22/08
Assisted Tackles: 1 (twice), last vs. Ohio State, 11/8/08
Pass Deflections: 1 vs. Southern Illinois, 9/13/08

#12 • ANDREW BREWER • WR

Pass Attempts: 30 at Penn State, 9/30/06
Completions: 14 at Penn State, 9/30/06
Passing Yards: 157 at Penn State, 9/30/06
Long Pass: 36 at Penn State, 9/30/06
Rushing Yards: 80 at Wisconsin, 10/7/06
Rushing Attempts: 20 vs. Purdue, 10/14/06
Rushing TD: 1 (three times), last vs. Illinois, 11/18/06
Long Rush: 24 at Wisconsin, 10/7/06
Receptions: 8 (twice), last vs. Indiana, 10/24/09
Yards: 145 vs. Towson, 9/5/09
Long Reception: 72 vs. Towson, 9/5/09
Receiving TD: 1 (five times), last vs. Indiana, 10/24/09

#6 • CHARLES BROWN • WR

Receptions: 3 at Michigan State, 10/17/09
Yards: 31 at Michigan State, 10/17/09
Long Reception: 16 at Michigan State, 10/17/09

#94 • VINCE BROWNE • DE

Tackles: 8 vs. Miami (Ohio), 10/10/09
Solo Tackles: 6 vs. Miami (Ohio), 10/10/09
Assisted Tackles: 5 vs. Minnesota, 9/26/09
TFL: 4.0 vs. Ohio, 9/20/08
Sacks: 3.0 vs. Ohio, 9/20/08
Forced Fumbles: 1 vs. Ohio, 9/20/08
Blocks: 1 (field goal) vs. Ohio, 9/20/08
QB Hurries: 1 (twice), last vs. Minnesota, 9/26/09
Interception: 1 at Iowa, 9/27/08

#98 • CORBIN BRYANT • DT

Tackles: 5 vs. Michigan State, 10/11/08
Solo Tackles: 4 vs. Michigan State, 10/11/08
Assisted Tackles: 3 vs. Syracuse, 8/30/08
TFL: 1 (eight times), last vs. Indiana, 10/24/09
Sacks: 1 (twice), last vs. Miami (Ohio), 10/10/09
Forced Fumbles: 1 vs. Syracuse, 8/30/08
Fumble Recovery: 1 at Iowa, 9/27/08
QB Hurries: 1 vs. Ohio, 9/20/08

#27 • JARED CARPENTER • S

Tackles: 4 at Michigan State, 10/17/09
Solo Tackles: 2 (twice), last at Michigan State, 10/17/09
Assisted Tackles: 2 (twice), last at Michigan State, 10/17/09

#20 • SCOTT CONCANNON • RB

Rushing Yards: 73 vs. Indiana, 10/24/09
Rushing Attempts: 16 vs. Indiana, 10/24/09
Long Run: 21 vs. Towson, 9/5/09
Rushing TDs: 2 vs. Towson, 9/5/09
Receptions: 2 vs. Penn State, 10/31/09
Receiving Yards: 29 vs. Penn State, 10/31/09
Long Reception: 20 vs. Penn State, 10/31/09

#41 • QUENTIN DAVIE • LB

Tackles: 9 (three times), last at Purdue, 10/3/09
Solo Tackles: 7 at Purdue, 10/3/09
Assisted Tackles: 7 at Duke, 9/06/08
TFL: 3.5 vs. Southern Illinois, 9/13/08
Sacks: 3 vs. Miami (Ohio), 10/10/09
Forced Fumbles: 2 vs. Miami (Ohio), 10/10/09
Fumble Recovery: 1 at Michigan State, 10/17/09
QB Hurries: 3 vs. Minnesota, 9/26/09
Pass Deflections: 1 (twice), last at Purdue, 10/3/09
INT: 1 at Iowa, 11/7/09

#1 • STEFAN DEMOS • P/K

Punts: 8 (four times), last at Iowa, 11/7/09
Longest Punt: 63 at Indiana, 10/25/08
Punt Average: 50.0 (three punts) vs. Purdue, 10/18/08
Punts Inside the 20: 6 vs. Syracuse, 8/30/08
FGs: 4 at Purdue, 10/3/09
Longest FG: 49 vs. Eastern Michigan, 9/12/09
Kickoffs: 9 vs. Purdue, 10/18/08
Touchbacks: 2 (three times), last vs. Southern Illinois, 9/13/08

#22 • DEMETRIUS DUGAR • CB

Tackles: 4 at Syracuse, 9/19/09
Solo Tackles: 3 at Syracuse, 9/19/09
Assisted Tackles: 2 vs. Towson, 9/5/09
Fumble Recovery: 1 at Purdue, 10/3/09

#9 • DRAKE DUNSMORE • SB

Receptions: 9 at Syracuse, 9/19/09
Yards: 81 at Syracuse, 9/19/09
Long Reception: 35 (twice), both vs. Duke, 9/15/07
Receiving TDs: 1 (twice), last at Iowa, 11/7/09

#11 • JEREMY EBERT • WR

Receptions: 4 vs. Purdue, 10/18/08
Yards: 55 vs. Purdue, 10/18/08
Long Reception: 36 at Minnesota, 11/1/08
Touchdowns: 1 (twice), last at Minnesota, 11/1/08
Long Kickoff Return: 18 vs. Ohio, 9/20/08
Kickoff Return Yards: 18 vs. Ohio, 9/20/08

#19 • ARBY FIELDS • RB

Rushing Yards: 50 at Illinois, 11/14/09
Rushing Attempts: 18 at Purdue, 10/3/09
Long Run: 25 at Syracuse, 9/19/09
Rushing TDs: 2 vs. Towson, 9/5/09

#8 • DEMETRIUS FIELDS • WR

Receptions: 5 at Syracuse, 9/19/09
Yards: 43 vs. Minnesota, 9/26/09
Long Reception: 14 (twice), last vs. Minnesota, 9/26/09
Receiving TDs: 1 at Syracuse, 9/19/09

#81 • KEVIN FRYMIRE • WR

Receptions: 1 (twice), last at Syracuse, 9/19/09
Yards: 16 at Syracuse, 9/19/09
Long Reception: 16 at Syracuse, 9/19/09

#79 • ADAM HAHN • DT

Tackles: 6 vs. Nevada, 9/8/07
Solo Tackles: 3 vs. Nevada, 9/8/07
Assisted Tackles: 4 at Michigan State, 10/17/09
TFL: 1.5 at Michigan State, 10/17/09
Pass Deflections: 1 vs. Minnesota, 10/13/07

#35 • BEN JOHNSON • LB

Tackles: 5 vs. Minnesota, 9/26/09
Solo Tackles: 3 (twice), last at Syracuse, 9/19/09
Assisted Tackles: 3 vs. Minnesota, 9/26/09
TFL: 1 (twice), last at Syracuse, 9/19/09
Forced Fumble: 1 at Syracuse, 9/19/09
Fumble Recovery: 1 at Syracuse, 9/19/09
INT: 1 vs. Eastern Michigan, 9/12/09

#13 • MIKE KAFKA • QB

Pass Attempts: 47 (twice), last at Michigan State, 10/17/09
Completions: 35 at Syracuse, 9/19/09
Passing Yards: 390 at Syracuse, 9/19/09
Touchdown Passes: 3 at Syracuse, 9/19/09
Long Pass: 52 at Illinois, 11/14/09
Rushing Yards: 217 at Minnesota, 11/1/08
Rushing Attempts: 29 vs. Ohio State, 11/8/08
Long Rush: 55 at Nevada, 9/22/06
Total Offense: 383 at Syracuse, 9/19/09

#92 • EVAN LUXENBURG • DL

Tackles: 4 vs. Towson, 9/5/09
Solo Tackles: 2 vs. Towson, 9/5/09
Assisted Tackles: 2 vs. Towson, 9/5/09
Sacks: 0.5 vs. Towson, 9/5/09
TFL: 0.5 vs. Towson, 9/5/09

#26 • JORDAN MABIN • CB

Tackles: 7 (four times), last vs. Miami (Ohio), 10/10/09
Solo Tackles: 6 vs. Penn State, 10/31/09
Assisted Tackles: 4 (three times), last at Iowa, 11/7/09
TFL: 1 (twice), last vs. Illinois, 11/22/08
Pass Deflections: 1 (three times), last vs. Illinois, 11/22/08
INT: 1 (four times), last at Iowa, 11/7/09
Forced Fumble: 1 at Duke, 9/06/08
Fumble Recovery: 1 (twice), last at Purdue, 10/3/09
Kickoff Returns: 2 at Duke, 9/06/08
Kickoff Return Yards: 44 at Duke, 9/06/08
Long Kickoff Return: 24 at Duke, 9/06/08

#93 • NIKO MAFULI • DL

Tackles: 2 (twice), last at Michigan State, 10/17/09
Solo Tackles: 1 (twice), last at Illinois, 11/14/09
Assisted Tackles: 2 at Michigan State, 10/17/09
Sacks: 1 vs. Towson, 9/5/09
TFL: 1.0 vs. Towson, 9/5/09

#85 • ZEKE MARKSHAUSEN • WR

Receptions: 16 at Michigan State, 10/17/09
Yards: 111 at Michigan State, 10/17/09
Long Reception: 30 at Syracuse, 9/19/09
Receiving TD: 1 (three times), last at Illinois, 11/14/09

#3 • JERAVIN MATTHEWS • RB

Rushing Yards: 16 vs. Miami (Ohio), 10/10/09
Rushing Attempts: 3 vs. Towson, 9/5/09
Long Run: 16 vs. Miami (Ohio), 10/10/09
Long Kickoff Return: 40 vs. Michigan State, 10/11/08
Kickoff Return Yards: 94 vs. Minnesota, 9/26/09

#24 • SHERRICK McMANIS • CB

Long Kickoff Return: 49 at Purdue, 10/27/07
Kickoff Return Yards: 172 at Illinois, 11/17/07
Tackles: 11, at Iowa, 9/27/08
Solo Tackles: 9 at Duke, 9/06/08
Assisted Tackles: 7 vs. Minnesota, 9/26/09
INT: 1 (eight times), last at Illinois, 11/14/09
Pass Deflections: 3 at Michigan, 11/15/08
Sacks: 1 vs. Iowa, 11/3/07
TFL: 2 (twice), last vs. Iowa, 11/3/07
Forced Fumble: 1 vs. Miami (Ohio), 10/10/09

#51 • BRYCE McNAUL • LB

Tackles: 2 (twice), last at Illinois, 11/14/09
Solo Tackles: 2 at Illinois, 11/14/09
Assisted Tackles: 2 vs. Minnesota, 9/26/09

#80 • BRENDAN MITCHELL • SB

Receptions: 4 vs. Minnesota, 9/26/09
Yards: 38 vs. Minnesota, 9/26/09
Long Reception: 25 vs. Eastern Michigan, 10/19/07
Receiving TDs: 1 (twice), last vs. Minnesota, 9/26/09

NORTHWESTERN GAME NOTES • SINGLE-GAME CAREER HIGHS

#33 • DAVID NWABUISI • LB

Tackles: 4 at Syracuse, 9/19/09
 Solo Tackles: 4 at Syracuse, 9/19/09
 Assisted Tackles: 1 vs. Towson, 9/5/09
 TFL: 1.0 vs. Indiana, 10/24/09

#7 • DAN PERSA • QB

Pass Attempts: 23 vs. Penn State, 10/31/09
 Completions: 14 vs. Penn State, 10/31/09
 Passing Yards: 115 vs. Penn State, 10/31/09
 Touchdown Passes: 1 (twice), last at Iowa, 11/7/09
 Long Pass: 72 vs. Towson, 9/5/09
 Rushing Yards: 42 vs. Penn State, 10/31/09
 Rushing Attempts: 14 vs. Penn State, 10/31/09
 Long Rush: 25 vs. Penn State, 10/31/09

#10 • BRIAN PETERS • S

Tackles: 11 at Michigan State, 10/17/09
 Solo Tackles: 6 (twice), last at Illinois, 11/14/09
 Assisted Tackles: 8 at Michigan State, 10/17/09
 TFL: 1 (four times), last at Illinois, 11/14/09
 INT: 1 (three times), last vs. Miami (Ohio), 10/10/09
 Pass Deflection: 1 (three times), last vs. Indiana, 10/24/09
 Forced Fumble: 1 (three times), last at Illinois, 11/14/09
 Fumble Recovery: 1 (three times), last vs. Miami (Ohio), 10/10/09

#17 • BRAD PHILLIPS • S

Tackles: 14 vs. Michigan State, 10/11/08
 Solo Tackles: 8 at Purdue, 10/27/07
 Assisted Tackles: 11 vs. Michigan State, 10-11-08
 TFL: 2 at Iowa, 9/27/08
 Sacks: 1 (three times), last vs. Miami (Ohio), 10/10/09
 Pass Deflections: 2 (three times), last at Indiana, 10/25/08
 INT: 1 (five times), last at Syracuse, 9/19/09
 Forced Fumbles: 2 at Purdue, 10/3/09

#31 • STONE PINCKNEY • LB

Tackles: 2 vs. Towson, 9/5/09
 Solo Tackles: 1 vs. Towson, 9/5/09
 Assisted Tackles: 1 vs. Towson, 9/5/09

#89 • JOSH ROOKS • SB

Receptions: 2 at Purdue, 10/3/09
 Yards: 23 at Syracuse, 9/19/09
 Long Reception: 23 at Syracuse, 9/19/09
 Touchdowns: 1 (twice), last at Minnesota, 11/1/08

#39 • JACOB SCHMIDT • RB

Rushing Yards: 61 vs. Eastern Michigan, 9/12/09
 Rushing Attempts: 13 vs. Eastern Michigan, 9/12/09
 Long Run: 10 vs. Eastern Michigan, 9/12/09
 Rushing TDs: 1 vs. Towson, 9/5/09
 Receptions: 4 at Syracuse, 9/19/09
 Receiving Yards: 46 at Syracuse, 9/19/09
 Long Reception: 25 vs. Miami (Ohio), 10/10/09

#25 • STEPHEN SIMMONS • RB

Kickoff Returns: 5 (three times), last vs. Penn State, 10/31/09
 Kickoff Return Yards: 131 at Ohio State, 9/22/07
 Rushing Yards: 77 vs. Towson, 9/5/09
 Rushing Attempts: 22 (twice), last vs. Illinois, 11/22/08
 Long Run: 21 at Michigan, 11/15/08
 Rushing TDs: 2 vs. Eastern Michigan, 9/12/09
 Long Kickoff Return: 99 at Ohio State, 9/22/07

#4 • BRENDAN SMITH • S

Tackles: 12 (twice), last vs. Eastern Michigan, 9/12/09
 Solo Tackles: 11 at Michigan, 10/28/06
 Assisted Tackles: 7 (twice), last vs. Eastern Michigan, 9/12/09
 TFL: 1 (twice), vs. Ohio, 9/20/08
 Interceptions: 1 (seven times), last at Minnesota, 11/1/08
 Pass Deflections: 3 vs. Southern Illinois, 9/13/08

#5 • SIDNEY STEWART • WR

Receptions: 7 vs. Michigan State, 10/11/08
 Yards: 51 at Purdue, 10/3/09
 Long Reception: 30 vs. Purdue, 10/18/08
 Touchdown Receptions: 1 vs. Purdue, 10/18/08

#67 • MARSHALL THOMAS • DT

Tackles: 5 at Illinois, 11/14/09
 Solo Tackles: 4 at Illinois, 11/14/09
 Assisted Tackles: 3 vs. Missouri, 12/29/08
 Sacks: 1 (twice), last vs. Eastern Michigan, 9/12/09
 TFL: 1 (four times), last at Illinois, 11/14/09
 QB Hurries: 1 vs. Syracuse, 8/30/08
 Fumble Recoveries: 2 at Iowa, 11/7/09

#28 • JUSTAN VAUGHN • CB

Tackles: 5 at Duke, 9/06/08
 Solo Tackles: 4 (twice), last at Duke, 9/06/08
 Assisted Tackles: 2 vs. Eastern Michigan, 9/12/09

#42 • KEVIN WATT • DE

Tackles: 4 vs. Miami (Ohio), 10/10/09
 Solo Tackles: 2 at Illinois, 11/14/09
 Assisted Tackles: 4 vs. Miami (Ohio), 10/10/09
 Sacks: 1 at Syracuse, 9/19/09
 TFL: 1 at Syracuse, 9/19/09
 QB Hurry: 1 vs. Minnesota, 9/26/09

#47 • RICKY WEINA • CB

Tackles: 5 vs. Penn State, 10/31/09
 Solo Tackles: 5 vs. Penn State, 10/31/09
 Assisted Tackles: 1 vs. Indiana, 10/24/09
 PBU: 1 (twice), last vs. Penn State, 10/31/09
 Kick Blocks: 1 vs. Indiana, 10/24/09

#57 • NATE WILLIAMS • LB

Tackles: 12 (three times), last vs. Miami (Ohio), 10/10/09
 Solo Tackles: 7 (twice), last vs. Penn State, 10/31/09
 Assisted Tackles: 10 vs. Missouri, 12/29/08
 TFL: 1.5 (twice), last vs. Towson, 9/5/09
 Sacks: 1 at Minnesota, 11/1/08
 Pass Deflections: 1 (four times), last vs. Minnesota, 9/26/09
 Interceptions: 1 (twice), last at Illinois, 11/14/09

#88 • QUENTIN WILLIAMS • DL

Tackles: 2 (four times), last at Iowa, 11/7/09
 Solo Tackles: 2 (three times), last at Michigan State, 10/17/09
 Assisted Tackles: 2 at Iowa, 11/7/09
 INT: 1 vs. Towson, 9/5/09
 QB Hurries: 1 vs. Indiana, 10/24/09

#99 • COREY WOOTTON • DE

Tackles: 7 vs. New Hampshire, 9/9/06
 Solo Tackles: 6 at Purdue, 10/27/07
 Assisted Tackles: 5 vs. Duke, 9/15/07
 Sacks: 2 (twice), last vs. Southern Illinois, 9/13/08
 TFL: 3 (twice), last at Indiana, 10/25/08
 Interceptions: 1 (four times), last vs. Missouri, 12/29/08
 Blocks: 1 (four times), last (FG) at Syracuse, 9/19/09
 Fumble Recovery: 1 (three times), last at Purdue, 10/3/09
 QB Hurries: 2 (three times), last vs. Eastern Michigan, 9/12/09
 Pass Deflections: 2 vs. Eastern Michigan, 10/19/07

2009 GAME-BY-GAME OFFENSIVE STATISTICS

RUSHING

Player	No-Yds/TD	TOW	EMU	SU	MINN	PU	MU	MSU	IND	PSU	IOWA	ILL	WIS
Arby Fields	71-266/5	6-48/2	7-5/0	2-24/0	9-43/1	18-43/1	11-27/0	2-5/0	5-10/0	1-5/0	1-6/0	9-50/1	
Mike Kafka	123-248/7	6-6/	5-21/0	13-(-7)/0	12-(-13)/0	18-39/1	15-53/2	18-42/0	17-65/1	8-42/1	4-(-12)/0	7-12/1	
Scott Concannon	64-232/2	7-32/2	8-21/0	1-(-3)/0	0-0/0	DNP-1	0-0/0	0-0/0	16-73/0	8-13/0	15-59/0	9-37/0	
Stephen Simmons	51-203/2	18-77/0	13-73/2	DNP-1	DNP-1	DNP-1	2-3/0	5-23/0	DNP-1	3-8/0	6-11/0	4-8/0	
Jacob Schmidt	55-181/1	4-18/1	13-61/0	10-30/0	6-20/0	2-2/0	10-29/0	DNP	0-0/0	2-7/0	3-5/0	5-10/0	
Dan Persa	49-167/0	2-7/0	1-5/0	2-8/0	DNP	3-9/0	1-2/0	2-5/0	DNP	14-42/0	17-67/0	7-23/0	
Jeravin Matthews	9-61/0	3-11/0	DNP-1	DNP-1	2-14/0	0-0/0	1-16/0	1-6/0	2-14/0	0-0/0	DNP	0-0/0	
Mark Woodsum	6-17/0	6-17/0	0-0/0	0-0/0	0-0/0	0-0/0	0-0/0	0-0/0	0-0/0	0-0/0	0-0/0	0-0/0	
Joe Mauro	2-6/0	2-6/0	DNP	DNP	DNP	DNP	DNP	DNP	DNP	DNP	DNP	DNP	
TOTALS	441-1,366/17	54-221/5	48-185/2	28-52/0	29-64/1	43-87/2	41-128/2	29-104/0	41-162/1	37-119/1	49-130/0	42-139/2	

RECEIVING

Player	No-Yds/TD	TOW	EMU	SU	MINN	PU	MU	MSU	IND	PSU	IOWA	ILL	WIS
Zeke Markshausen	76-737/3	2-30/0	2-38/0	9-86/0	6-70/0	10-56/0	5-68/0	16-111/1	8-94/1	9-60/0	3-20/0	6-104/1	
Andrew Brewer	43-690/5	6-145/1	2-18/0	4-73/1	3-44/1	0-0/0	0-0/0	8-104/1	8-135/1	6-65/0	3-33/0	3-73/0	
Drake Dunsmore	35-358/2	2-24/0	2-48/0	9-81/1	4-37/0	4-42/0	4-38/0	2-16/0	1-11/0	3-28/0	3-19/1	1-14/0	
Sidney Stewart	28-279/0	1-19/0	DNP-1	DNP-1	5-43/0	4-51/0	2-32/0	0-0/0	4-41/0	3-20/0	4-24/0	5-49/0	
Demetrius Fields	22-185/1	3-30/0	4-25/0	5-39/1	4-43/0	1-11/0	1-8/0	0-0/0	1-8/0	1-7/0	0-0/0	2-14/0	
Jacob Schmidt	14-147/0	0-0/0	0-0/0	4-46/0	3-10/0	3-37/0	1-25/0	DNP	0-0/0	1-10/0	1-7/0	1-12/0	
Jeremy Ebert	11-118/0	1-8/0	1-7/0	2-26/0	1-12/0	0-0/0	0-0/0	1-12/0	1-5/0	1-16/0	1-6/0	2-26/0	
Arby Fields	11-48/0	0-0/0	2-7/0	0-0/0	2-12/0	4-16/0	0-0/0	0-0/0	1-6/0	1-6/0	0-0/0	1-1/0	
Charles Brown	8-65/0	0-0/0	0-0/0	0-0/0	0-0/0	0-0/0	2-20/0	3-31/0	2-12/0	1-2/0	0-0/0	0-0/0	
Stephen Simmons	6-37/0	1-8/0	1-15/0	DNP-1	DNP-1	DNP-1	0-0/0	3-11/0	DNP-1	0-0/0	0-0/0	1-3/0	
Brendan Mitchell	4-38/1	0-0/0	0-0/0	0-0/0	4-38/1	0-0/0	0-0/0	0-0/0	0-0/0	0-0/0	0-0/0	0-0/0	
Scott Concannon	3-38/0	0-0/0	0-0/0	0-0/0	0-0/0	DNP-1	0-0/0	0-0/0	0-0/0	2-29/0	0-0/0	1-9/0	
Josh Rooks	3-34/0	0-0/0	0-0/0	0-0/0	0-0/0	2-11/0	0-0/0	0-0/0	0-0/0	0-0/0	0-0/0	0-0/0	
Mark Woodsum	2-15/0	0-0/0	0-0/0	0-0/0	0-0/0	0-0/0	0-0/0	1-6/0	0-0/0	1-9/0	0-0/0	0-0/0	
Mike Kafka	1-24/1	0-0/0	0-0/0	1-24/1	0-0/0	0-0/0	0-0/0	0-0/0	0-0/0	0-0/0	0-0/0	0-0/0	
Kevin Frymire	1-16/0	0-0/0	0-0/0	1-16/0	0-0/0	0-0/0	0-0/0	0-0/0	DNP	0-0/0	DNP	DNP	
TOTALS	268-2,829/13	16-264/1	14-158/0	36-414/4	32-309/2	28-224/0	15-191/0	34-291/2	26-312/2	29-252/0	15-109/1	23-305/1	

PASSING

Mike Kafka	Att	Comp	Int	Pct	Yds	TD	Lng	Sack	Yds	Dan Persa	Att	Comp	Int	Pct	Yds	TD	Lng	Sack	Yds
Towson	20	15	0	.750	192	0	27	1	9	Towson	2	1	1	.500	72	1	72	0	0
Eastern Michigan	24	14	1	.583	158	0	28	0	0	Eastern Michigan	0	0	0	.000	0	0	0	0	0
at Syracuse	42	35	1	.833	390	3	39	5	36	at Syracuse	0	0	0	.000	0	0	0	0	0
Minnesota	47	32	1	.681	309	2	24	4	39	Minnesota				DNP					
at Purdue	44	28	0	.636	224	0	22	2	20	at Purdue	0	0	0	.000	0	0	0	0	0
Miami (Ohio)	31	15	1	.484	191	0	25	2	13	Miami (Ohio)	0	0	0	.000	0	0	0	0	0
at Michigan State	47	34	0	.723	291	2	26	3	15	at Michigan State	0	0	0	.000	0	0	0	0	0
Indiana	46	26	3	.565	312	2	51	0	0	Indiana				DNP					
Penn State	18	14	0	.778	128	0	16	2	2	Penn State	23	14	0	.609	115	0	0	4	29
at Iowa	18	10	0	.556	72	0	14	2	16	at Iowa	9	5	1	.556	37	1	13	1	6
at Illinois	37	23	0	.622	305	1	52	1	5	at Illinois	0	0	0	.000	0	0	0	0	0
Wisconsin										Wisconsin									
TOTALS	374	246	7	.658	2,572	10	52	20	135	TOTALS	34	20	2	.588	224	1	72	5	35

2009 GAME-BY GAME DEFENSIVE STATISTICS

GAME-BY-GAME TACKLES

	UA-AT	TT	TOW	EMU	SU	MINN	PU	MU	MSU	IND	PSU	IOWA	ILL	WIS
Quentin Davie	42-37	79	4-5	4-4	3-1	4-5	7-2	5-2	2-5	2-4	6-1	3-2	2-6	
Brad Phillips	39-33	72	2-2	5-1	6-0	1-6	4-2	6-5	1-2	4-2	5-1	3-7	1-5	
Nate Williams	35-37	72	3-4	7-2	DNP-I	3-1	4-2	2-10	5-6	1-4	7-0	0-4	3-4	
Jordan Mabin	44-15	59	1-0	4-0	5-2	3-2	5-2	5-2	4-2	5-0	6-0	2-4	4-1	
Brian Peters	29-25	54	1-1	2-1	3-2	4-1	1-1	2-6	3-8	5-2	1-0	1-2	6-1	
Brendan Smith	21-13	34	2-1	5-7	4-0	6-3	2-1	1-0	DNP-I	DNP-I	1-1	DNP-I	DNP-I	
Vince Browne	20-14	34	1-0	2-0	4-1	0-5	3-1	6-2	0-1	0-2	1-0	0-2	3-0	
Sherrick McManis	20-10	30	0-0	DNP-I	DNP-I	2-7	1-0	2-0	4-1	1-0	DNP-I	6-1	4-1	
David Arnold	21-8	29	DNP-I	DNP-I	DNP-I	0-0	3-1	4-1	2-3	DNP-I	6-0	4-1	2-2	
Corbin Bryant	17-11	28	0-0	2-1	2-0	2-2	2-0	3-1	1-2	3-0	1-2	1-1	0-2	
Marshall Thomas	14-10	24	2-1	2-1	2-0	0-2	1-1	0-1	0-0	2-0	1-0	1-2	4-1	
Ben Johnson	13-9	22	0-2	3-1	3-1	2-3	1-1	0-0	DNP-I	5-1	0-0	DNP-I	DNP-I	
Corey Wootton	12-4	16	0-0	1-0	2-1	1-1	2-0	0-0	0-0	1-0	1-0	2-1	6-1	
Adam Hahn	8-8	16	DNP-I	DNP-I	1-0	1-1	1-0	1-1	1-4	0-0	1-1	1-1	1-0	
Jared Carpenter	10-5	15	1-1	2-0	1-0	DNP	1-0	0-2	2-2	1-0	1-0	0-0	1-0	
Quentin Williams	8-6	14	2-0	0-1	0-0	0-1	1-0	2-0	2-0	0-0	0-0	0-2	1-2	
Demetrius Dugar	6-5	11	0-2	0-0	3-1	1-0	0-1	1-1	1-0	0-0	0-0	0-0	0-0	
David Nwabuisi	7-1	8	2-1	0-0	4-0	0-0	0-0	0-0	0-0	1-0	0-0	0-0	0-0	
Kevin Watt	3-5	8	0-1	0-0	1-0	0-0	0-0	0-4	0-0	0-0	0-0	0-0	2-0	
Charles Brown	5-2	7	1-1	1-1	0-0	1-0	0-0	0-0	0-0	1-0	1-0	0-0	0-0	
Justan Vaughn	4-3	7	2-1	1-2	DNP-I	DNP-I	0-0	DNP-I	DNP-I	DNP-I	0-0	1-0	0-0	
Ricky Weina	6-1	7	0-0	0-0	0-0	0-0	0-0	0-0	0-0	1-1	5-0	DNP	DNP	
Jeravin Matthews	4-2	6	0-0	DNP-I	DNP-I	0-0	0-0	1-0	0-0	2-0	0-0	DNP	0-0	
Niko Mafuli	2-4	6	1-1	0-0	DNP	DNP	0-0	0-1	0-2	0-0	0-0	0-0	1-0	
Jacob Schmidt	3-3	6	0-1	1-0	0-0	0-0	0-0	0-1	DNP	0-0	1-0	1-1	0-0	
Roderick Goodlow	4-1	5	DNP	DNP	DNP	DNP	0-0	0-1	0-0	0-0	0-0	1-0	3-0	
Bryce McNaul	2-3	5	0-1	0-0	0-0	0-2	DNP-I	DNP-I	DNP-I	DNP-I	DNP-I	DNP-I	2-0	
Hunter Bates	1-3	4	0-1	0-1	0-0	0-0	0-1	0-0	0-0	1-0	0-0	0-0	0-0	
Evan Luxenburg	2-2	4	2-2	0-0	DNP	DNP	DNP	DNP	DNP	DNP	DNP	DNP	DNP	
Stone Pinckney	1-2	3	1-1	0-1	0-0	DNP	DNP	DNP	DNP	DNP	DNP	DNP	DNP	
Jack DiNardo	1-2	3	0-0	0-0	0-0	0-0	0-0	0-0	0-0	0-0	0-0	1-0	0-2	
Stefan Demos	2-0	2	0-0	1-0	0-0	1-0	0-0	0-0	0-0	0-0	0-0	0-0	0-0	
Zeke Markshausen	2-0	2	0-0	1-0	0-0	0-0	0-0	1-0	0-0	1-0	0-0	0-0	0-0	
Stephen Simmons	2-0	2	0-0	0-0	DNP-I	DNP-I	DNP-I	0-0	0-0	DNP-I	0-0	1-0	1-0	
Mark Woodsum	2-0	2	0-0	0-0	0-0	0-0	0-0	0-0	0-0	0-0	0-0	2-0	0-0	
Kyle Petty	1-1	2	0-0	0-0	0-0	0-0	0-0	0-1	0-0	0-0	1-0	0-0	0-0	
TEAM	2-0	2	0-0	0-0	0-0	0-0	0-0	0-0	1-0	1-0	0-0	0-0	0-0	
Arby Fields	1-0	1	1-0	0-0	0-0	0-0	0-0	0-0	0-0	0-0	0-0	0-0	0-0	
Mike Kafka	1-0	1	0-0	0-0	0-0	0-0	0-0	0-0	0-0	1-0	0-0	0-0	0-0	
Al Netter	1-0	1	0-0	0-0	1-0	0-0	0-0	0-0	0-0	0-0	0-0	0-0	0-0	
Mike Bolden	0-1	1	0-0	0-0	0-1	0-0	0-0	0-0	0-0	0-0	0-0	0-0	DNP	
James Kurzawski	0-1	1	0-1	DNP	DNP	DNP	0-0	0-0	0-0	0-0	0-0	0-0	0-0	
Brian Arnfelt	0-1	1	0-1	0-0	DNP	DNP	0-0	0-0	0-0	0-0	0-0	0-0	DNP	
Total	420-288	708	29-32	44-24	45-10	33-42	41-18	43-42	29-38	39-16	46-6	31-31	43-28	

PUNTING

	No.	Yds	Avg	Long	TB	FC	I20	Blkd
Stefan Demos								
Towson	1	36	36.0	36	0	0	0	0
Eastern Michigan	3	106	35.3	37	0	0	2	0
at Syracuse	6	212	35.3	40	1	4	3	0
Minnesota	4	163	40.8	44	0	3	1	0
at Purdue	4	125	31.2	43	0	1	1	0
Miami (Ohio)	7	251	35.9	46	0	0	2	0
at Michigan State	6	195	32.5	43	1	1	1	0
Indiana	4	140	35.0	46	0	0	1	0
Penn State	5	181	36.2	43	0	4	1	0
at Iowa	8	293	36.6	44	0	1	3	0
at Illinois	5	172	34.4	47	0	1	1	0
Wisconsin								
Totals	53	1,874	35.4	47	2	15	16	0
Team Totals	53	1,874	35.4	47	2	15	16	0
Opponents	55	2,208	40.1	73	7	14	18	1

2009 GAME-BY-GAME STARTERS AND SEASON SUPERLATIVES

OFFENSE

Opponent	WR	WR/SB	LT	LG	C	RG	RT	WR	WR	QB	RB
Towson	Brewer	Rooks	Netter	Taylor	Burkett	Bartels	Mattes	Stewart	Matthews	Kafka	Simmons
Eastern Michigan	Brewer	Rooks	Netter	Taylor	Burkett	Bartels	Mattes	Ebert	Markshausen	Kafka	Simmons
at Syracuse	Brewer	Dunsmore	Netter	Taylor	Burkett	Bartels	Mattes	D. Fields	Markshausen	Kafka	Schmidt
Minnesota	Brewer	Ebert	Netter	Grant	Burkett	Bartels	Mattes	D. Fields	Markshausen	Kafka	Schmidt
at Purdue	Brewer	Rooks	Netter	Taylor	Burkett	Bartels	Mattes	D. Fields	Dunsmore	Kafka	A. Fields
Miami (Ohio)	Brewer	Ebert	Netter	Taylor	Burkett	Bartels	Mattes	D. Fields	Markshausen	Kafka	A. Fields
at Michigan State	Brewer	Rooks	Netter	Grant	Burkett	Bartels	Deiters	D. Fields	Mitchell	Kafka	Simmons
Indiana	Brewer	Dunsmore	Netter	Grant	Burkett	Bartels	Deiters	Ebert	Markshausen	Kafka	A. Fields
Penn State	Brewer	Mitchell	Netter	Grant	Burkett	Bartels	Deiters	Ebert	Markshausen	Kafka	Concannon
at Iowa	Brewer	Dunsmore	Netter	Grant	Burkett	Bartels	Deiters	Stewart	Markshausen	Kafka	Concannon
at Illinois	Brewer	Dunsmore	Netter	Grant	Burkett	Bartels	Deiters	Stewart	Markshausen	Kafka	Concannon
Wisconsin											

DEFENSE

Opponent	LE	DT	DT	DE	OLB	MLB	OLB	CB	SS	FS	CB
Towson	Wootton	Bryant	Thomas	Browne	Johnson	Williams	Davie	McManis	Smith	Phillips	Mabin
Eastern Michigan	Wootton	Bryant	Thomas	Browne	Johnson	Williams	Davie	Vaughn	Smith	Phillips	Mabin
at Syracuse	Wootton	Bryant	Thomas	Browne	Johnson	Nwabuisi	Davie	Dugar	Smith	Phillips	Mabin
Minnesota	Wootton	Bryant	Thomas	Browne	Johnson	Williams	Davie	McManis	Smith	Phillips	Mabin
at Purdue	Wootton	Bryant	Thomas	Browne	Johnson	Williams	Davie	McManis	Smith	Phillips	Mabin
Miami (Ohio)	Watt	Bryant	Hahn	Browne	Arnold	Williams	Davie	McManis	Smith	Phillips	Mabin
at Michigan State	Watt	Bryant	Hahn	Browne	Arnold	Williams	Davie	McManis	Peters	Phillips	Mabin
Indiana	Wootton	Bryant	Hahn	Browne	Johnson	Williams	Davie	McManis	Peters	Carpenter	Mabin
Penn State	Wootton	Bryant	Hahn	Browne	Arnold	Williams	Davie	Weina	Smith	Phillips	Mabin
at Iowa	Wootton	Bryant	Thomas	Browne	Arnold	Williams	Davie	McManis	Peters	Phillips	Mabin
at Illinois	Wootton	Bryant	Hahn	Browne	Arnold	Williams	Davie	McManis	Peters	Phillips	Mabin
Wisconsin											


NU/OPPONENT GAME HIGHS

Category	Northwestern	Opponent	Category	Northwestern	Opponent
Points	47 vs. Towson	37 by Syracuse	Total Plays	88 vs. Purdue	79 by Miami (Ohio)
First Downs	35 vs. Syracuse	23 by Syracuse	Total Yards	485 vs. Towson	471 by Syracuse
Rushing Attempts	54 vs. Towson	45 by Illinois	Sacks by	8-40 vs. Miami (Ohio)	6-31 by Penn State
Rushing Yards	221 vs. Towson	212 by Illinois	Turnovers forced	6 vs. Purdue	3 by EMU, SU, UM and IU
Rushing Average	4.1 vs. Towson	6.0 by Penn State	Penalties	8 vs. Purdue, Miami (Ohio)	9 by Miami (Ohio)
Passing Completions	36 vs. Syracuse	24 by Syracuse	Penalty Yards	80 vs. Miami (Ohio)	76 by Eastern Michigan
Passing Attempts	47 vs. Minnesota, MSU	37 by Miami (Ohio)	Interceptions by	3 vs. Miami (Ohio)	3 by Indiana
Passing Yards	414 vs. Syracuse	346 by Syracuse	TD Rushes	5 vs. Towson	3 by Minnesota, Indiana and Penn State
TD Passes	4 vs. Syracuse	3 by Purdue			

NU/INDIVIDUAL GAME HIGHS

Category	Northwestern	Opponent
Points	13, Stefan Demos (Purdue)	18, Duane Bennett (Minnesota)
Rushing Attempts	18, Stephen Simmons (Towson), Arby Fields and Mike Kafka (Purdue)	22, Zac Dysert (Miami (Ohio))
Rushing Yards	77, Stephen Simmons (Towson)	127, Dwayne Priest (Eastern Michigan)
Long Rush	25, Arby Fields (Syracuse) and Dan Persa (Penn State)	70, Darius Willis (Indiana)
Passing Completions	35, Mike Kafka (Syracuse)	24, Greg Paulus (Syracuse)
Passing Attempts	47, Mike Kafka (Minnesota and Michigan State)	36, Zac Dysert (Miami (Ohio))
Passing Yards	390, Mike Kafka (Syracuse)	346, Greg Paulus (Syracuse)
Long Pass	72, Dan Persa (Towson)	74, Ricky Stanzi (Iowa)
Receptions	16, Zeke Markshausen (Michigan State)	12, Blair White (Michigan State)
Receiving Yards	145, Andrew Brewer (Towson)	209, Mike Williams (Syracuse)

2009 GAME-BY-GAME RECAPS • GAME ONE: TOWSON



SEPT. 5, 2009
AT RYAN FIELD
ATTENDANCE: 17,857

TOWSON 14
NORTHWESTERN 47

Northwestern used 485 yards of total offense to roar past Towson 47-14 in its 2009 home opener at Ryan Field. NU's total was the most points the Wildcats have scored in a season opener since a 62-0 win over DePauw in 1944.

Northwestern found the end zone three times in the first quarter, opening up a 21-0 lead on the Tigers behind a pair of touchdown rushes from **Arby Fields** and another from **Jacob Schmidt**. A 72-yard touchdown pass from **Dan Persa** to **Andrew Brewer** gave the Wildcats a 28-0 lead early in the second, while a 21-yard run by **Scott Concannon** helped NU build a 37-7 halftime advantage.

A 33-yard touchdown pass from Peter Athens to David Newson helped Towson cut the deficit to 37-14 early in the second half. But a 26-yard field goal from **Stefan Demos** and a three-yard touchdown run by

Concannon extended the Wildcat lead to 47-14.

Brewer finished with six catches for a career-best 145 yards and the touchdown, with **Mike Kafka** completing 15-of-20 passes for 192 yards. Persa was 1-of-2 on the afternoon, connecting on the touchdown pass to Brewer.

Stephen Simmons led the 'Cats in rushing, carrying the ball 18 times for 77 yards, with A. Fields gaining 48 yards on six carries and the pair of touchdowns in his Northwestern debut. Concannon had 32 yards on seven carries with two touchdowns as well. Nine different Wildcats recorded rushing attempts in the game and seven different 'Cats had receptions.

Defensively, **Quentin Davie** led Northwestern with nine tackles while **Nate Williams** added seven. The duo also recorded 1.5 tackles for loss each. **Justan Vaughn** and **Quentin Williams** both recorded interceptions in the game for the Wildcats.



SCORING SUMMARY

TOWSON	0	7	7	0	—	14
NORTHWESTERN	21	16	3	7	—	47

First Quarter: 8:46 NU—Schmidt 2 run (Demos kick); 3:37 NU—A. Fields 2 run (Demos kick); :44 NU—A. Fields 22 run (Demos kick)
 Second Quarter: 12:44 Brewer 72 pass from Persa (Demos kick); 11:57 NU—TEAM safety; 3:44 TOWSON—Dameron 1 run (Boyer kick); 1:17 NU—Concannon 21 run (Demos kick)
 Third Quarter: 10:07 TOWSON—Newsom 33 pass from Athens (Boyer kick); 4:55 NU—Demos 26 FG
 Fourth Quarter: 10:43 NU—Concannon 3 run (Flaherty kick)

GAME STATISTICS

TOWSON	NU
12	22
30	54
85	237
20	16
65	221
140	264
27	22
15	16
2	1
57	76
205	485
0-0	0-0
3-25	6-45
1-1-0	2-0-0
5-194	1-36
38.8	36.0
0-0-0	4-25-0
6-100-0	4-96-0
29:08	30:52
5/13	12/17
1-9	2-12

INDIVIDUAL LEADERS

RUSHING: TOWSON—Greening 9-35 NU—Simmons 18-77	PASSING: TOWSON—Athens 15-25-140-1 NU—Kafka 15-20-192-0	RECEIVING: TOWSON—Newsom 6-74 NU—Brewer 6-145
---	--	--



SEPT. 12, 2009
AT RYAN FIELD
ATTENDANCE: 19,239

EASTERN MICHIGAN 24
NORTHWESTERN 27

Junior **Stefan Demos** hit a career-long 49-yard field goal with six seconds remaining in the fourth quarter Saturday to give Northwestern a 27-24 win over Eastern Michigan at Ryan Field.

The field goal was the longest of Demos' career after he hit a 26-yard chip shot last week against Towson for his first collegiate field goal. It was the longest for Northwestern since Amado Villarreal hit a 49-yarder on Sept. 29, 2007, against Michigan. Demos also added a 20-yard field goal earlier in the fourth quarter.

Stephen Simmons rushed for 73 yards and a pair of touchdowns for Northwestern (2-0). He scored on the first two drives of the game for NU, finding paydirt from one yard out midway through the first quarter and then reaching the end zone again from 14 yards early in the second. The latter touchdown capped a 13-play, 99-yard drive.

Linebacker **Ben Johnson** made the score 21-0 when he intercepted an Andy Schmitt pass and returned it 70 yards for a pick-six at the 9:08 mark in the second quarter.


Eastern Michigan (0-2) took advantage of a fumble by NU deep in its own territory to get on the board late in the second when Joe Carithers connected on a 33-yard field goal.

The Eagles eventually worked all the way back to tie the score, 24-24, with 21 second-half points, including a pair of fourth-quarter touchdowns. The game-tying tally came at the 2:08 mark when Terrence Blevins scored from three-yards out.

The game-winning drive featured a pair of penalties against NU before quarterback **Mike Kafka** found **Andrew Brewer** for a pair of late completions to set up the game-winning kick. Kafka finished 14-of-24 through the air for 158 yards and one interception.

Demetrius Fields caught four passes to lead the Wildcats while **Drake Dunsmore** hauled in two catches for a team-high 48 yards. In addition to Simmons, walk-on running back **Jacob Schmidt** also had 13 carries and a career-best 61 yards on the ground.

Brendan Smith led the defense with a career-high-tying 12 tackles.



SCORING SUMMARY

EASTERN MICHIGAN	0	3	7	14	—	24
NORTHWESTERN	7	14	0	6	—	27

First Quarter: 6:38 NU—Simmons 1 run (Demos kick)
Second Quarter: 12:33 NU—Simmons 14 run (Demos kick); 9:08 NU—Johnson 70 INT return (Demos kick); 3:32 EMU—Carithers 33 FG
Third Quarter: 4:33 EMU—Priest 1 run (Carithers kick)
Fourth Quarter: 12:57 NU—Demos 20 FG; 9:55 EMU—Stone 25 pass from Schmitt (Carithers kick); 2:40 EMU—Blevins 3 run (Carithers kick); 00:06 NU—Demos 49 FG

GAME STATISTICS

EMU		NU
17	First Downs	22
32	Rushing Attempts	48
183	Yards Gained Rushing	201
11	Yards Lost Rushing	16
172	Net Yards Rushing	185
148	Net Yards Passing	158
28	Passes Attempted	24
20	Passes Completed	14
2	Had Intercepted	1
60	Total Offensive Plays	72
320	Total Net Yards	343
0-0	Fumbles-Lost	3-2
8-76	Penalties-Yards	5-56
1-15-0	Interceptions-Yards-TD	2-70-1
4-160	Punts-Yards	3-106
40.0	Avg. Yard/Punt	35.3
1-2-0	Punt Return-Yards-TD	1-0-0
4-117-0	Kickoff Return-Yards-TD	5-108-0
30:44	Possession Time	29:16
2/10	Third-Down Conversions	9/16


INDIVIDUAL LEADERS

RUSHING:
EMU—Priest 17-127
NU—Simmons 13-73

PASSING:
EMU—Schmitt 20-28-148-1
NU—Kafka 14-24-158-0

RECEIVING:
EMU—Stone 7-61
NU—Fields 4-25

2009 GAME-BY-GAME RECAPS • GAME THREE: SYRACUSE



SEPT. 19, 2009
AT CARRIER DOME
ATTENDANCE: 40,251

NORTHWESTERN	34
SYRACUSE	37

Senior quarterback **Mike Kafka** broke a 47-year-old school record for consecutive completions, set a career-high for passing yards by the end of the first half and scored touchdowns rushing, passing and receiving in a 37-34 loss to Syracuse at the Carrier Dome.

Kafka completed his first 16 passes of the game to break Tom Myers' school mark of 15-straight completions set when Northwestern was ranked No. 1 in the country in 1962. Kafka's previous career high for passing yardage was 192 set against Towson in the 2009 season opener.

Syracuse jumped out to a 17-0 lead in the first quarter before the Wildcats came back strong in the second quarter, scoring 21-straight points to take a 21-17 lead late the period. Kafka punched the first score in himself on a 3-yard rush before finding **Andrew Brewer** on a 39-yard touchdown pass and **Drake Dunsmore** on a 22-yard scoring sling. Syracuse answered with a late 3-yard rushing touchdown to take a 24-21 lead into the locker room.

After the Orange extended their lead with a third-quarter field goal, Northwestern forced a much-needed turnover when **Brad Phillips** came on the blitz and forced a Greg Paulus fumble. Two plays later the Wildcats took the lead, 28-27, when Kafka threw a lateral to Brewer, who then tossed the ball back to Kafka for a 24-yard touchdown. Kafka became the first Big Ten player with at least one passing, rushing and receiving touchdown in the same game since Penn State's Zack Mills turned the trick against Akron on Sept. 4, 2004.

Northwestern made it a 7-point lead with 9:04 to play in the game when Kafka found Demetrius Fields for a 3-yard touchdown, but the extra point hit the upright to leave it at a 34-27 game. After Syracuse tied the game, Max Suter intercepted a Kafka offering near midfield, a play that led to an eventual 41-yard game-winning field goal by SU's Ryan Lichtenstein as the clock expired.

Kafka finished 35-of-42 through the air for 390 yards.



SCORING SUMMARY

NORTHWESTERN	0	21	7	6	—	34
SYRACUSE	17	7	3	10	—	37

First Quarter: 12:33 SU—Lichtenstein 43 FG; 9:33 SU—Paulus 10 run (Lichtenstein kick); 1:17 SU—Williams 66 pass from Paulus (Lichtenstein kick)
 Second Quarter: 14:13 NU—Kafka 3 run (Demos kick); 9:47 NU—Brewer 39 pass from Kafka (Demos kick); 3:59 NU—Dunsmore 22 pass from Kafka (Demos kick); 1:15 SU—Carter 3 run (Lichtenstein kick)
 Third Quarter: 4:52 SU—Lichtenstein 37 FG; 0:17 NU—Kafka 24 pass from Brewer (Demos kick)
 Fourth Quarter: 9:04 NU—D. Fields 3 pass from Kafka (kick failed); 6:07—SU Williams 13 pass from Paulus (Lichtenstein kick); 00:00 SU—Lichtenstein 41 FG


GAME STATISTICS

NU	SU
25	23
28	32
93	164
41	39
52	125
414	346
43	36
36	24
1	1
71	68
466	471
2-2	7-1
7-57	6-64
1-23-0	1-22-0
6-212	5-236
35.3	47.2
1-0-0	1-(-2)-0
6-111-0	6-128-0
28:02	31:53
6/14	2/12
4-27	5-36

INDIVIDUAL LEADERS

RUSHING:	PASSING:	RECEIVING:
NU—Schmidt 10-30	NU—Kafka 35-42-390-3	NU—Markshausen 9-86
SU—Carter 18-84	SU—Paulus 24-35-346-2	SU—Williams 11-209

2009 GAME-BY-GAME RECAPS • GAME FOUR: MINNESOTA



SEPT. 26, 2009
AT RYAN FIELD
ATTENDANCE: 22,091

MINNESOTA 35
NORTHWESTERN 24

Mike Kafka was 32-of-47 for 309 yards passing and two touchdowns, but it wasn't enough as Northwestern fell to Minnesota, 35-24, in its Big Ten Conference opener at Ryan Field.

Kafka was able to spread out his passing yards on the afternoon, with **Zeke Markshausen** leading the Wildcat receivers with six catches for 70 yards. **Sidney Stewart** had five catches for 43 years while **Demetrius Fields** added four receptions for 43 yards.

Arby Fields led the Northwestern (2-2, 0-1) rushing attack, racking up 43 yards on nine carries with a touchdown. **Jacob Schmidt** had six carries for 20 yards.

Minnesota (3-1, 1-0) struck first as Duane Bennett capped a five-play, 58-yard scoring drive with a one-yard touchdown run early in the first quarter. Stefan Demos converted on a 26-yard field goal, giving the Gophers a 7-3 lead after the first quarter.

Adam Weber connected on a 16-yard touchdown pass to Eric Decker with 7:16 remaining in the third to put the Gophers on top 21-10. But Kafka responded with a pair of touchdown passes, finding **Andrew Brewer** for a 24-yard strike and then connecting with **Brendan Mitchell** for a 13-yard touchdown pass to give Northwestern the 24-21 lead heading into the fourth quarter. Mitchell, a senior, doubled his career receptions total with four in the game for 38 yards. His TD catch, the second of his career, was a superb juggling grab on a fourth-down play.

Trailing by three heading into the fourth quarter, the Gophers scored 14 unanswered points behind a 4-yard touchdown run from Bennett for his third of the game, and a 1-yard touchdown pass from Weber to Decker with 1:43 remaining to put the game out of reach for NU.

Weber was 15 for 26 with Decker snagging eight catches for 84 yards with the two touchdown receptions. Bennett led all rushers with 89 yards on 21 carries and three touchdowns.



SCORING SUMMARY

MINNESOTA	7	7	7	14	—	35
NORTHWESTERN	3	7	14	0	—	24

First Quarter: 12:49 MINN—Bennett 1 run (Ellestad kick); 4:03 NU—Demos 26 FG
 Second Quarter: 7:44 MINN—Bennett 3 run (Ellestad kick); 4:27 NU—A. Fields 2 run (Demos kick)
 Third Quarter: 7:16 MINN—Decker 16 pass from Weber (Ellestad kick); 4:43 NU—Brewer 24 pass from Kafka (Demos kick); 0:06 NU—B. Mitchell 13 pass from Kafka (Demos kick)
 Fourth Quarter: 8:35 MINN—Bennett 4 run (Ellestad kick); 1:43 MINN—Decker 1 pass from Weber (Ellestad kick)


GAME STATISTICS

MINN	NU
22	23
42	29
178	108
12	44
166	64
186	309
26	47
15	32
1	1
68	76
352	373
0-0	3-2
1-14	3-15
1-0-0	1-0-0
4-161	4-163
40.2	40.8
1-22-0	2-8-0
5-131-0	6-94-0
31:45	28:15
8/14	9/17
4-39	1-8

INDIVIDUAL LEADERS

RUSHING: MINN—Bennett 21-89 NU—A. Fields 9-43	PASSING: MINN—Weber 15-26-182-2 NU—Kafka 32-47-309-2	RECEIVING: MINN—Decker 8-84 NU—Markshausen 6-70
--	---	--

2009 GAME-BY-GAME RECAPS • GAME FIVE: PURDUE



OCT. 3, 2009
 AT ROSS-ADE STADIUM
 ATTENDANCE: 47,163

NORTHWESTERN	27
PURDUE	21

Northwestern recovered five Purdue fumbles and forced six turnovers in all to erase a 21-3 first-half deficit and down the Boilermakers 27-21 at Ross-Ade Stadium Saturday. Quarterback **Mike Kafka** scored on a 2-yard run with 2:09 remaining in the fourth quarter to give the Wildcats their first lead of the game and NU's defense came up with the stop it needed on Purdue's final drive.

After Purdue scored touchdowns on its first three possessions, Northwestern forced Boilermaker turnovers on the next three to put 13 points on the board in the final 1:31 of the second quarter and cut an 18-point deficit to five, 21-16, at the half. First, **Sherrick McManis** stepped in front of a Joey Elliott pass, leading to a five-yard scoring run right up the gut by freshman **Arby Fields**. With under a minute to go, **David Arnold** and **Brad Phillips** forced fumbles on back-to-back kickoffs, both of which resulted in **Stefan**

Demos field goals.

The Wildcats continued their strong special teams play early in the third when **Demetrius Dugar** recovered a fumbled punt to give Northwestern the ball back inside Purdue territory. Demos booted his single-game career-best fourth field goal of the game—a 39-yarder—to make it 21-19.

The second half quickly became a defensive battle with both teams held scoreless for nearly 21 minutes of game action. But trailing by two with just over six minutes on the clock, Kafka led the 'Cats on an 11-play drive culminating in his 2-yard TD dive. NU then completed a two-point conversion toss to Drake Dunsmore to build a 27-21 cushion.

Purdue had one more opportunity to win the game with a first-and-goal, but the Wildcat defense forced consecutive incompletions on third and fourth downs to win the game.

On defense, NU managed to record three sacks of Purdue's Joey Elliot as **Adam Hahn**, **Phillips** and **Arnold** all got to the quarterback.



SCORING SUMMARY

NORTHWESTERN	3	13	3	8	—	27
PURDUE	14	7	0	0	—	21

First Quarter: 12:28 PUR—Smith 5 pass from Elliott (Wiggs kick); 4:34 NU—Demos 18 FG; 3:35 PUR—Valentin 67 pass from Elliott (Wiggs kick)
 Second Quarter: 11:52 PUR—Valentin 5 pass from Elliott (Wiggs kick); 1:31 NU—A. Fields 5 run (Demos kick); 0:52 NU—Demos 35 FG; 0:08 NU—Demos 25 FG
 Third Quarter: 7:32 NU—Demos 39 FG
 Fourth Quarter: 2:09 NU—Kafka 2 run (Dunsmore pass from Kafka)

GAME STATISTICS

NU	PUR
23..... First Downs	16
43..... Rushing Attempts	28
122..... Yards Gained Rushing.....	78
35..... Yards Lost Rushing.....	16
87..... Net Yards Rushing.....	62
224..... Net Yards Passing.....	313
45..... Passes Attempted	29
28..... Passes Completed	20
0..... Had Intercepted	1
88..... Total Offensive Plays.....	57
311..... Total Net Yards	375
1-1..... Fumbles-Lost.....	6-5
8-61..... Penalties-Yards.....	7-70
1-0-0..... Interceptions-Yards-TD	0-0-0
4-125..... Punts-Yards.....	2-56
31.2..... Avg. Yard/Punt.....	28.0
0-0-0..... Punt Return-Yards-TD	3-3-0
4-71-0..... Kickoff Return-Yards-TD	7-115-0
35:58..... Possession Time.....	24:02
10/21..... Third-Down Conversions.....	6/10
3/12..... Sacks By-Yards.....	2-20

INDIVIDUAL LEADERS

RUSHING:	PASSING:	RECEIVING:
NU—A. Fields 18-43	NU—Kafka 28-44-224-0	NU—Markshausen 10-56
PUR—Bolden 18-53	PUR—Elliott 20-28-313-3	PUR—Smith 7-101

2009 GAME-BY-GAME RECAPS • GAME SIX: MIAMI (OHIO)




OCT. 10, 2009
AT RYAN FIELD
ATTENDANCE: 23,085

MIAMI (OHIO) 6
NORTHWESTERN 16

Northwestern's defense put together a stellar effort, forcing four turnovers and recording eight sacks in posting a 16-6 win over Miami (Ohio) at Ryan Field. NU jumped out to an early lead as Stefan Demos capped the opening drive of the game by converting on a 46-yard field goal to put NU up 3-0. Northwestern added to its advantage with just five seconds remaining in the first quarter when Kafka finished off a 12-play, 73-yard drive with a six-yard TD run to make it 10-0. The Wildcat defense was outstanding over the opening half of play, limiting the RedHawks to only 113 yards of total offense while sacking quarterback Zac Dysert five times. After forcing six turnovers in a victory at Purdue last week, Northwestern's defense was opportunistic once again on Saturday. The Wildcats intercepted Dysert once in the first half and Brian Peters ended the



RedHawks' first drive of the second half with a pick. Peters was a part of another takeaway late in the third quarter as he scooped up a fumble forced by Quentin Davie and returned it 27 yards to the Miami 27. Following a 25-yard pass by Kafka to Jacob Schmidt, Kafka punched the ball in three plays later from one yard out to extend NU's lead to 16-0 with 1:18 remaining in the period. The RedHawks were able to spoil Northwestern's shutout bid with 1:19 left in the contest as Dysert connected with Andrew Cruse on a 23-yard touchdown pass. The score snapped a stretch of five consecutive scoreless quarters by the Wildcat defense. Northwestern recovered the ensuing onside kick attempt to seal the victory. Miami finished with only 302 yards of total offense in the contest, Northwestern's second-best defensive effort in terms of yardage this season, trailing only the 205 yards accumulated by Towson in the season opener. Nate Williams paced NU with 12 tackles, while Brad Phillips chipped in with 11 and Davie had three sacks and two forced fumbles. On the offensive end, Zeke Markshausen hauled in a team-best five receptions for 68 yards.



SCORING SUMMARY

MIAMI (OHIO)	0	0	0	6	—	6
NORTHWESTERN	10	0	6	0	—	16

First Quarter: 12:20 NU—Demos 46 FG; 0:05 NU—Kafka 6 run (Demos kick)
Third Quarter: 1:18 NU—Kafka 1 run (Demos pass failed)
Fourth Quarter: 1:19 MU—Cruse 23 pass from Dysert (Dysert pass failed)


GAME STATISTICS

MU	NU	
20.....	First Downs.....	17
42.....	Rushing Attempts.....	41
169.....	Yards Gained Rushing.....	145
43.....	Yards Lost Rushing.....	17
126.....	Net Yards Rushing.....	128
176.....	Net Yards Passing.....	191
37.....	Passes Attempted.....	31
17.....	Passes Completed.....	15
3.....	Had Intercepted.....	1
79.....	Total Offensive Plays.....	72
302.....	Total Net Yards.....	319
3-1.....	Fumbles-Lost.....	1-0
9-67.....	Penalties-Yards.....	8-80
1-0-0.....	Interceptions-Yards-TD.....	3-8-0
8-301.....	Punts-Yards.....	7-251
37.6.....	Avg. Yard/Punt.....	35.9
2-7-0.....	Punt Return-Yards-TD.....	3-27-0
4-67-0.....	Kickoff Return-Yards-TD.....	1-24-0
32:07.....	Possession Time.....	27:53
4/16.....	Third-Down Conversions.....	5/15
2-13.....	Sacks By-Yards.....	8-40

INDIVIDUAL LEADERS

RUSHING: MU—Dysert 22-63 NU—Kafka 15-53	PASSING: MU—Dysert 17-36-176-1 NU—Kafka 15-31-191-0	RECEIVING: MU—Coombs 4-62 NU—Markshausen 5-68
--	--	--

2009 GAME-BY-GAME RECAPS • GAME SEVEN: MICHIGAN STATE



OCT. 17, 2009
 AT RYAN FIELD
 ATTENDANCE: 71,726

NORTHWESTERN	14
MICHIGAN STATE	24

Senior **Zeke Markshausen** grabbed a career-best 16 catches, giving him the most receptions in a single game by a Wildcat in 27 years, but Michigan State scored 24-straight points after halftime to defeat Northwestern, 24-14, at Spartan Stadium.

Markshausen's total of 16 catches rank second in the NU single-game record book to only Jon Harvey. Harvey made 17 receptions against Michigan in 1982. Markshausen also had a career-best 111 receiving yards.

Northwestern opened the game with an impressive goal-line stand on defense, stuffing Michigan State twice from inside the 1-yard line. Each team then traded three punts apiece before Northwestern found the scoreboard midway through the second quarter on a 9-play, 80-yard drive capped by a 15-yard strike from **Mike Kafka** to **Andrew Brewer**.

Late in the half, MSU drove into the NU red zone before fumbling a hand off that **Quentin Davie** recovered to maintain the Wildcats' 7-0 halftime advantage. The turnover also marked Northwestern's fourth-straight stop of an opponent inside its red zone with no points, dating back to Purdue's final drive on Oct. 3.

Michigan State forced a turnover on Northwestern's opening drive of the second half, then scored 17-straight points in the third quarter to take a 17-7 lead. MSU first knotted the game, 7-7, on the ensuing 7-play, 64-yard drive, after the Wildcats' fumble. The Spartans took their first lead of the game with 5:13 remaining in the period on a 47-yard pass play, then extended that advantage to 10 on a 28-yard field goal as time expired.

A fumbled kickoff led to a 22-yard touchdown for the Spartans on the first play from scrimmage in the fourth quarter, making it 24-7 in favor of the home team.

Northwestern finished the day's scoring on Markshausen's first-career touchdown, a 1-yard reception to cut the Wildcats' deficit to 10, 24-14, with 10:28 remaining.

Kafka reached 30 completions for the third time this year, throwing for 291 yards on 34-of-47 passing. **Brian Peters** and **Nate Williams** led the NU defense with 11 tackles each.



SCORING SUMMARY

NORTHWESTERN	0	7	0	7	—	14
MICHIGAN STATE	0	0	17	7	—	24


Second Quarter: 7:49 NU—Brewer 15 pass from Kafka (Demos kick)
 Third Quarter: 10:07 MSU—White 22 pass from Cousins (Swenson kick); 5:13 MSU—White 47 pass from Cousins (Swenson kick); 0:00 MSU—Swenson 28 FG
 Fourth Quarter: 14:48 MSU—Caper 22 run (Swenson kick); 10:28 NU—Markshausen 1 pass from Kafka (Demos kick)

GAME STATISTICS

NU		MSU
22	First Downs	19
29	Rushing Attempts	34
104	Yards Gained Rushing	128
25	Yards Lost Rushing	34
79	Net Yards Rushing	94
291	Net Yards Passing	281
47	Passes Attempted	31
34	Passes Completed	21
0	Had Intercepted	0
79	Total Offensive Plays	65
370	Total Net Yards	375
3-2	Fumbles-Lost	1-1
4-25	Penalties-Yards	4-46
0-0-0	Interceptions-Yards-TD	0-0-0
6-195	Punts-Yards	6-243
32.5	Avg. Yard/Punt	40.5
2-10-0	Punt Return-Yards-TD	1-8-0
5-85-0	Kickoff Return-Yards-TD	2-66-0
29:03	Possession Time	30:57
8/16	Third-Down Conversions	5/14
0-0	Sacks By-Yards	3-15

RUSHING:	INDIVIDUAL LEADERS	RECEIVING:
NU—Kafka 18-42	PASSING:	NU—Markshausen 16-111
MSU—Caper 16-63	NU—Kafka 34-47-291-2	MSU—White 12-186
	MSU—Cousins 21-31-281-2	

2009 GAME-BY-GAME RECAPS • GAME EIGHT: INDIANA



OCT. 24, 2009
AT RYAN FIELD
ATTENDANCE: 24,364

INDIANA	28
NORTHWESTERN	29

Northwestern scored 26 unanswered points, capped by a **Stefan Demos** 19-yard field goal with 21 seconds remaining as the Wildcats completed a school-record comeback to top Indiana, 29-28, at Ryan Field.

Trailing Indiana, 28-3, midway through the second quarter, Northwestern took control on both sides of the ball. Behind a 1-yard touchdown run from **Mike Kafka** and an eight-yard touchdown pass from Kafka to **Zeke Markshausen**, the Wildcats trimmed the Hoosier lead to 28-17 at halftime.

Still down by 11 midway through the third quarter, **Ricky Weina** blocked an Indiana punt, which was recovered by the Hoosiers in the end zone for a safety.

Kafka then connected on a 51-yard touchdown pass to **Andrew Brewer** with 12:33 remaining in the game, with Brewer breaking a near-tackle at the 20-yard line to cut the Indiana advantage to two at 28-26.


NU then used a 13-play drive covering a span of 6:43 to set up Demos' game-winner.

Kafka completed 26-of-46 passes for 312 yards and two touchdowns while also rushing for 65 yards and a touchdown. Brewer caught eight passes, tying a career-best, for 135 yards and a touchdown, with Markshausen finishing with eight catches for 94 yards and a score. Markshausen entered the game having caught 32 passes in his first three Big Ten games.

On the ground, **Scott Concannon** had 16 carries for a career-high 73 yards, including 33 on the final Wildcat scoring drive. Demos was perfect on the day, converting on both the 28- and 19-yard field goal attempts and all three extra points. For Demos, it was his second game-winning field goal of the season, as he also connected on a 49-yarder in the waning seconds to defeat Eastern Michigan on Sept. 12.

Early on, it was Indiana who took control of the game, using a 70-yard touchdown run by Darius Willis on the first play from scrimmage and a 93-yard kickoff return Ray Fisher.

But following a rocky first quarter, Northwestern's defense was able to keep the Hoosiers in check. NU out-gained Indiana 436-152 over the final three quarters.



SCORING SUMMARY

INDIANA	14	14	0	0	—	28
NORTHWESTERN	0	17	2	10	—	29

First Quarter: 14:40 IU—Willis 70 run (Freeland kick); 3:39 IU—Chappell 1 run (Freeland kick)
 Second Quarter: 12:25 IU—Willis 3 run (Freeland kick); 7:46 NU—Demos 28 FG; 7:32 IU—Fisher 93 kickoff return (Freeland kick); 4:07 NU—Kafka 1 run (Demos kick); 0:07 NU—Markshausen 8 pass from Kafka (Demos kick)
 Third Quarter: 5:57 NU—TEAM safety
 Fourth Quarter: 12:33 NU—Brewer 51 pass from Kafka (Demos kick); 0:21 NU—Demos 19 FG


GAME STATISTICS

IU	NU
13.....	29.....
27.....	41.....
150.....	181.....
17.....	19.....
133.....	162.....
172.....	312.....
29.....	46.....
17.....	26.....
0.....	3.....
56.....	87.....
305.....	474.....
1-0.....	0-0.....
3-32.....	5-30.....
3-38-0.....	0-0-0.....
5-166.....	4-140.....
33.2.....	35.0.....
1-35-0.....	2-23-0.....
5-151-1.....	5-98-0.....
26:37.....	33:23.....
6/13.....	9/17.....
0-0.....	1-8.....

INDIVIDUAL LEADERS

RUSHING:	PASSING:	RECEIVING:
IU—Willis 14-103	IU—Chappell 16-27-163-0	IU—Doss 6-40
NU—Concannon 16-73	NU—Kafka 26-46-312-2	NU—Brewer 8-135
		Markshausen 8-94

2009 GAME-BY-GAME RECAPS • GAME NINE: PENN STATE



OCT. 31, 2009
AT RYAN FIELD
ATTENDANCE: 30, 546

PENN STATE 34
NORTHWESTERN 13

Northwestern struck early against No. 12 Penn State, taking a 13-10 lead into halftime, but the Nittany Lions rallied, notching 24 unanswered second half points to defeat the Wildcats 34-13 at Ryan Field.

After an early Penn State field goal, **Stefan Demos** knotted the game at three with a 34-yarder of his own. **Mike Kafka** then capped an eight-play, 80-yard drive with a seven yard touchdown scamper to give the Wildcats a 10-3 lead early in the second quarter.

The Nittany Lions responded with a touchdown of their own to tie the game at 10 late in the second half. Northwestern got the ball back with 28 seconds remaining in the half and marched 20 yards in 25 seconds, setting up a Demos 45-yarder with three ticks remaining to give NU the 13-10 halftime advantage.

But Penn State controlled the second half, notching a 23 yard field goal to tie the contest at 13 after

three quarters, then scored three touchdowns in a three and a half minute span early in the fourth to seal the victory.

Kafka completed 14-of-18 passes for 128 yards while adding 42 yards rushing, but was forced to leave the game in the second quarter with a leg injury and did not return. **Dan Persa** continued where Kafka left off, connecting on 14-of-23 passes for 115 yards and netting 42 yards on the ground as well.

Eleven different Wildcats caught passes on the evening for Northwestern, led by **Zeke Markshausen's** nine receptions for 60 yards. **Andrew Brewer** had six catches for a team-high 65 yards with **Drake Dunsmore** and **Sidney Stewart** hauling in three receptions each for 28 and 20 yards respectively.

Penn State's defense, which ranks first in the Big Ten and fourth nationally in rushing defense, limited Northwestern to 119 yards on the ground. The Wildcats did gain 246 first-half yards against a PSU defense allowing only 240.2 per game all year.



SCORING SUMMARY

PENN STATE	3	7	3	21	—	34
NORTHWESTERN	3	10	0	0	—	13

First Quarter: 12:49 PSU—Wagner 32 FG; 5:24 NU—Demos 34 FG
Second Quarter: 12:31 NU—Kafka 7 run (Demos kick); 3:39 PSU—Clark 2 run (Wagner kick); 0:03 NU—Demos 45 FG
Third Quarter: 9:22 PSU—Wagner 23 FG
Fourth Quarter: 12:27 PSU—Beachum 2 run (Wagner kick); 10:16 PSU—Moye 53 pass from Clark (Wagner kick); 8:47 PSU—Royster 69 run (Wagner kick)

GAME STATISTICS


PSU	NU	
21.....	First Downs.....	24
27.....	Rushing Attempts.....	37
175.....	Yards Gained Rushing.....	156
12.....	Yards Lost Rushing.....	37
163.....	Net Yards Rushing.....	119
274.....	Net Yards Passing.....	252
31.....	Passes Attempted.....	43
22.....	Passes Completed.....	29
0.....	Had Intercepted.....	0
58.....	Total Offensive Plays.....	80
437.....	Total Net Yards.....	371
0-0.....	Fumbles-Lost.....	2-2
5-41.....	Penalties-Yards.....	5-45
0-0-0.....	Interceptions-Yards-TD.....	0-0-0
5-210.....	Punts-Yards.....	5-181
42.0.....	Avg. Yard/Punt.....	36.2
0-0-0.....	Punt Return-Yards-TD.....	2-22-0
4-83-0.....	Kickoff Return-Yards-TD.....	7-130-0
28:46.....	Possession Time.....	31:14
3/10.....	3rd Down Conversion.....	7/19
6-31.....	Sacks By-Yards.....	0-0

INDIVIDUAL LEADERS

RUSHING:
PSU—Royster 15-118
NU—Persa 14-42
Kafka 8-42

PASSING:
PSU—Clark 22-31-274-1
NU—Kafka 14-18-128-0
Persa 14-23-115-0

RECEIVING:
PSU—Moye 6-123
NU—Markshausen 9-60



Nov. 7, 2009
 AT KINNICK STADIUM
 ATTENDANCE: 70,585

NORTHWESTERN 17
 IOWA 10

Northwestern forced four turnovers—all in the second quarter—and overcame a game-ending injury to quarterback **Dan Persa** to gut out a 17-10 win over fourth-ranked and previously undefeated Iowa at Kinnick Stadium, NU's third-straight win in Iowa City.

The win was NU's third against a top-10 team since 2000. The 'Cats defeated No. 7 Wisconsin on the road in 2000 and No. 6 Ohio State at home in 2004.

Mike Kafka started the game at quarterback for Northwestern but played sparingly in the first half before Persa took over for most of the second and third quarters. A right hand injury late in the third quarter knocked Persa out of the game and put Kafka back in the pocket, where he performed fantastically despite limited mobility as a result of a leg injury sustained vs. Penn State.

Iowa jumped out to a 10-0 lead with a 74-yard touchdown pass on the third play of the game and a 39-yard field goal on its next possession.

Northwestern got on the scoreboard with 11:46 left in the second quarter thanks to its defense. **Corey Wootton** earned his second sack of the season when he forced a Ricky Stanzi fumble in the end zone that was recovered by **Marshall Thomas** to cut NU's deficit to three, 10-7. The sack also knocked Stanzi, the Iowa QB, out for the remainder of the game.

The turnover-turned-touchdown ignited NU's defense, which forced turnovers on the Hawkeyes' next two possessions courtesy of a **Quentin Davie** interception of Iowa backup quarterback James Vandenberg and a **Brad Phillips'** forced fumble. Persa led the Wildcats on a 46-yard drive following the Davie pick, giving NU the lead, 14-10, on a four-yard TD strike to **Drake Dunsmore**.

After both teams struggled offensively to start the second half, Kafka led NU on a 14-play drive at the end of third and start of the fourth quarters. **Stefan Demos** capped the drive with a 47-yard field goal to give the Wildcats a 17-10 advantage.

Kafka battled the effects of a lingering leg injury to finish 10-of-18 for 72 yards passing in the win. **Scott Concannon** paced NU's running backs with 59 rushing yards.



SCORING SUMMARY

NORTHWESTERN	0	14	0	3	—	17
IOWA	10	0	0	0	—	10

First Quarter: 14:00 IOWA—McNutt 74 pass from Stanzi (Murray kick); 9:50 IOWA—Murray 39 FG
 Second Quarter: 11:46 NU—Thomas 0 fumble recovery (Demos kick); 5:20 NU—Dunsmore 4 pass from Persa (Demos kick)
 Fourth Quarter: 13:29 NU—Demos 47 FG


GAME STATISTICS

NU	IOWA	
18.....	First Downs.....	14
49.....	Rushing Attempts.....	27
163.....	Yards Gained Rushing.....	81
33.....	Yards Lost Rushing.....	16
130.....	Net Yards Rushing.....	65
109.....	Net Yards Passing.....	216
27.....	Passes Attempted.....	36
15.....	Passes Completed.....	13
1.....	Had Intercepted.....	2
76.....	Total Offensive Plays.....	63
239.....	Total Net Yards.....	281
0-0.....	Fumbles-Lost.....	2-2
5-55.....	Penalties-Yards.....	4-40
2-22-0.....	Interceptions-Yards-TD.....	1-0-0
8-293.....	Punts-Yards.....	5-235
36.6.....	Avg. Yard/Punt.....	47.0
1-5-0.....	Punt Return-Yards-TD.....	4-16-0
3-46-0.....	Kickoff Return-Yards-TD.....	4-82-0
34:20.....	Possession Time.....	25:40
9/18.....	Third-Down Conversions.....	4/14
2-14.....	Sacks By-Yards.....	3-22

INDIVIDUAL LEADERS

RUSHING:	PASSING:	RECEIVING:
NU—Persa 17-67	NU—Kafka 10-18-72-0	NU—Stewart 4-24
IOWA—Wegher 19-63	IOWA—Stanzi 4-9-134-1	IOWA—Johnson-Koulianos 6-63
	Vandenberg 9-27-82-0	

2009 GAME-BY-GAME RECAPS • GAME ELEVEN: ILLINOIS



Nov. 14, 2009
 AT MEMORIAL STADIUM
 ATTENDANCE: 60,523

NORTHWESTERN 21
 ILLINOIS 16

Mike Kafka threw for 305 yards and a touchdown and Northwestern got an interception from **Sherrick McManis** late in the fourth quarter to seal a 21-16 victory over Illinois at Memorial Stadium.

Both teams traded wide left field goal attempts in the first quarter, with Illinois' **Matt Elder** missing from 23 yards and Northwestern's **Stefan Demos** misfiring from 47 and 50 yards. Both of Demos' kicks had the distance but snuck by the left upright. Illinois' backup, **Derek Dimke**, broke the drought with a 30-yard make early in the second to give the Illini the first lead.

Late in the second quarter, NU turned the ball over on downs near midfield. Linebacker **Nate Williams** then picked off an Illinois pass on the next play, leading to a 5-play, 54-yard drive capped by a **Zeke Markshausen** 28-yard touchdown reception from Kafka to put the Wildcats up 7-3 going into the half.

Northwestern took its second drive of the second half 99 yards on seven plays with Kafka connecting on strikes of 52 yards to **Andrew Brewer** and 20 to Markshausen. Kafka then crossed the goal line on a 1-yard sneak to push the Wildcats' advantage to 14-3.

After the defense forced Illinois' sixth punt of the game, Kafka led another scoring drive, this one finished early in the fourth quarter by an **Arby Fields**' 1-yard score. Two Illini touchdowns cut the lead to 21-16 with 4:06 to play, then Illinois got the ball back with 1:14 left at its own 21-yard line. On fourth-and-1 three plays later, McManis made his pick to cement the victory.

Kafka notched his fourth 300-yard passing game of the season, finishing 23-of-37 through the air. Markshausen recorded triple-digit receiving yards for the second time this year, hauling in six catches for 104 yards. Fields led NU's rushing attack with 50 yards on nine carries and a score.

Quentin Davie had eight tackles to lead the defense, while **Brian Peters** and Williams both forced fumbles in the game.



SCORING SUMMARY

NORTHWESTERN	0	7	7	7	—	21
ILLINOIS	0	3	0	13	—	16

Second Quarter: 11:58 ILL—Dimke 30 FG; 0:17 NU—Markshausen 28 pass from Kafka (Demos kick)
 Third Quarter: 6:30 NU—Kafka 1 run (Demos kick)
 Fourth Quarter: 13:30 NU—A. Fields 1 run (Demos kick); 10:11 ILL—Charest 10 run (pass failed); 4:06 ILL—Duvall 32 pass from Charest (Dimke kick)

GAME STATISTICS

NU	ILL
24	22
42	45
155	229
16	17
139	212
305	162
37	29
23	15
0	2
79	74
444	374
0-0	2-0
5-29	6-56
2-0-0	0-0-0
5-172	6-246
34.4	41.0
0-0-0	1-8-0
1-29-0	3-74-0
30:45	29:15
5/14	4/14
1-3	1-5

INDIVIDUAL LEADERS

RUSHING: NU—A. Fields 9-50 ILL—Leshoure 13-76	PASSING: NU—Kafka 23-37-305-1 ILL—Charest 14-27-145-1	RECEIVING: NU—Markshausen 6-104 ILL—Benn 4-31
--	--	--

2009 Northwestern Football
Northwestern Game Results (as of Nov 14, 2009)
All games

Date	Opponent	Score	Overall Record	Conference Record	Time	Attend
Sep 05, 2009	TOWSON	W 47-14	1- 0- 0	0- 0- 0	2:51	17857
Sep 12, 2009	EASTERN MICHIGAN	W 27-24	2- 0- 0	0- 0- 0	3:05	19239
Sep 19, 2009	at Syracuse	34-37 L	2- 1- 0	0- 0- 0	3:28	40251
* Sep 26, 2009	MINNESOTA	24-35 L	2- 2- 0	0- 1- 0	3:04	22091
* Oct 03, 2009	at Purdue	W 27-21	3- 2- 0	1- 1- 0	3:11	47163
Oct 10, 2009	MIAMI (OHIO)	W 16-6	4- 2- 0	1- 1- 0	3:10	23085
* Oct 17, 2009	at Michigan State	14-24 L	4- 3- 0	1- 2- 0	3:08	71726
* Oct 24, 2009	INDIANA	W 29-28	5- 3- 0	2- 2- 0	3:16	24364
* Oct 31, 2009	#12 PENN STATE	13-34 L	5- 4- 0	2- 3- 0	2:58	30546
* Nov 07, 2009	at #8 Iowa	W 17-10	6- 4- 0	3- 3- 0	3:00	70585
* Nov 14, 2009	at Illinois	W 21-16	7- 4- 0	4- 3- 0	3:12	60523
* Nov 21, 2009	WISCONSIN					

* indicates conference game

Opponent	Score	-----FIRST DOWNS-----				----RUSHING----		-----PASSING-----			--TOTAL OFFENSE--		Return	Turn-
		Total	Rush	Pass	Pen	Number-Yards		Comp-Att-Int	Yards	Plays-Yards		Yards	Overs	
		--/--	--/--	--/--	--/--	-----/-----		-----/-----	--/--	----- / -----		--/--	--/--	
TOWSON.....	47-14	22/12	10/3	12/9	0/0	54-221 / 30-65		16-22- 1 / 15-27- 2	264/140	76-485 / 57-205		121/101	1/2	
EASTERN MICHIGAN....	27-24	22/17	13/10	6/6	3/1	48-185 / 32-172		14-24- 1 / 20-28- 2	158/148	72-343 / 60-320		178/134	3/2	
Syracuse.....	34-37	25/23	4/9	19/13	2/1	28-52 / 32-125		36-43- 1 / 24-36- 1	414/346	71-466 / 68-471		134/148	3/2	
MINNESOTA.....	24-35	23/22	2/12	20/10	1/0	29-64 / 42-166		32-47- 1 / 15-26- 1	309/186	76-373 / 68-352		102/153	3/1	
Purdue.....	27-21	23/16	7/2	13/13	3/1	43-87 / 28-62		28-45- 0 / 20-29- 1	224/313	88-311 / 57-375		71/118	1/6	
MIAMI (OHIO).....	16-6	17/20	4/11	12/7	1/2	41-128 / 42-126		15-31- 1 / 17-37- 3	191/176	72-319 / 79-302		86/74	1/4	
Michigan State.....	14-24	22/19	5/6	14/13	3/0	29-79 / 34-94		34-47- 0 / 21-31- 0	291/281	76-370 / 65-375		95/74	2/1	
INDIANA.....	29-28	29/13	11/6	16/7	2/0	41-162 / 27-133		26-46- 3 / 17-29- 0	312/172	87-474 / 56-305		121/224	3/0	
PENN STATE.....	13-34	24/21	8/7	13/13	3/1	37-119 / 27-163		29-43- 0 / 22-31- 0	252/274	80-371 / 58-437		152/83	2/0	
Iowa.....	17-10	18/14	11/4	5/9	2/1	49-130 / 27-65		15-27- 1 / 13-36- 2	109/216	76-239 / 63-281		73/98	1/4	
Illinois.....	21-16	24/22	8/13	14/8	2/1	42-139 / 45-212		23-37- 0 / 15-29- 2	305/162	79-444 / 74-374		29/82	0/2	
Totals.....	269-249	249/199	83/83	144/108	22/8	441-1366/366-1383		268-412- 9/199-339-14	2829/2414	853-4195/ 705-3797		1162/1289	20/24	

Note: Game totals are displayed in the format TEAM/OPPONENT for each category

2009 Northwestern Football
Northwestern Overall Team Statistics (as of Nov 14, 2009)
All games

Team Statistics	NU	OPP
SCORING	269	249
Points Per Game	24.5	22.6
FIRST DOWNS	249	199
Rushing	83	83
Passing	144	108
Penalty	22	8
RUSHING YARDAGE	1366	1383
Yards gained rushing	1665	1620
Yards lost rushing	299	237
Rushing Attempts	441	366
Average Per Rush	3.1	3.8
Average Per Game	124.2	125.7
TDs Rushing	17	16
PASSING YARDAGE	2829	2414
Comp-Att-Int	268-412-9	199-339-14
Average Per Pass	6.9	7.1
Average Per Catch	10.6	12.1
Average Per Game	257.2	219.5
TDs Passing	13	15
TOTAL OFFENSE	4195	3797
Total Plays	853	705
Average Per Play	4.9	5.4
Average Per Game	381.4	345.2
KICK RETURNS: #-Yards	47-892	51-1114
PUNT RETURNS: #-Yards	18-120	15-99
INT RETURNS: #-Yards	14-123	9-76
KICK RETURN AVERAGE	19.0	21.8
PUNT RETURN AVERAGE	6.7	6.6
INT RETURN AVERAGE	8.8	8.4
FUMBLES-LOST	15-11	22-10
PENALTIES-Yards	61-498	56-531
Average Per Game	45.3	48.3
PUNTS-Yards	53-1874	55-2208
Average Per Punt	35.4	40.1
Net punt average	32.7	35.4
TIME OF POSSESSION/Game	30:49	29:10
3RD-DOWN Conversions	89/184	49/140
3rd-Down Pct	48%	35%
4TH-DOWN Conversions	8/15	7/17
4th-Down Pct	53%	41%
SACKS BY-Yards	24-138	28-197
MISC YARDS	29	0
TOUCHDOWNS SCORED	32	32
FIELD GOALS-ATTEMPTS	14-19	9-14
ON-SIDE KICKS	0-0	0-2
RED-ZONE SCORES	(32-38) 84%	(25-33) 76%
RED-ZONE TOUCHDOWNS	(22-38) 58%	(18-33) 55%
PAT-ATTEMPTS	(29-30) 97%	(30-30) 100%
ATTENDANCE	137182	290248
Games/Avg Per Game	6/22864	5/58050
Neutral Site Games		0/0

Score by Quarters	1st	2nd	3rd	4th	OT	Total
Northwestern	47	126	42	54	0	269
Opponents	65	55	44	85	0	249

2009 Northwestern Football
Northwestern Overall Individual Statistics (as of Nov 14, 2009)
All games

Rushing	gp	att	gain	loss	net	avg	td	lg	avg/g
Fields, Arby	11	71	286	20	266	3.7	5	25	24.2
Kafka, Mike	11	123	442	194	248	2.0	7	18	22.5
Concannon, Scott	10	64	249	17	232	3.6	2	21	23.2
Simmons, Stephen	7	51	210	7	203	4.0	2	18	29.0
Schmidt, Jacob	10	55	183	2	181	3.3	1	13	18.1
Persa, Dan	9	49	208	41	167	3.4	0	25	18.6
Matthews, Jeravin	8	9	62	1	61	6.8	0	16	7.6
Woodsum, Mark	10	6	17	0	17	2.8	0	8	1.7
Mauro, Joe	2	2	6	0	6	3.0	0	3	3.0
Markshausen, Zeke	11	2	2	0	2	1.0	0	2	0.2
TEAM	9	9	0	17	-17	-1.9	0	0	-1.9
Total	11	441	1665	299	1366	3.1	17	25	124.2
Opponents	11	366	1620	237	1383	3.8	16	70	125.7

Passing	gp	effic	comp-att-int	pct	yds	td	lg	avg/g
Kafka, Mike	11	128.62	246-374-7	65.8	2572	10	52	233.8
Persa, Dan	9	121.81	20-34-2	58.8	224	2	72	24.9
TEAM	9	0.00	0-2-0	0.0	0	0	0	0.0
Brewer, Andrew	11	631.60	1-1-0	100.0	24	1	24	2.2
Demos, Stefan	11	175.60	1-1-0	100.0	9	0	9	0.8
Total	11	128.77	268-412-9	65.0	2829	13	72	257.2
Opponents	11	124.86	199-339-14	58.7	2414	15	74	219.5

Receiving	gp	no.	yds	avg	td	lg	avg/g
Markshausen, Zeke	11	76	737	9.7	3	30	67.0
Brewer, Andrew	11	43	690	16.0	5	72	62.7
Dunsmore, Drake	11	35	358	10.2	2	28	32.5
Stewart, Sidney	9	28	279	10.0	0	23	31.0
Fields, Demetrius	11	22	185	8.4	1	14	16.8
Schmidt, Jacob	10	14	147	10.5	0	29	14.7
Ebert, Jeremy	11	11	118	10.7	0	19	10.7
Fields, Arby	11	11	48	4.4	0	12	4.4
Brown, Charles	11	8	65	8.1	0	16	5.9
Simmons, Stephen	7	6	37	6.2	0	15	5.3
Mitchell, Brendan	11	4	38	9.5	1	13	3.5
Concannon, Scott	10	3	38	12.7	0	20	3.8
Rooks, Josh	11	3	34	11.3	0	23	3.1
Woodsum, Mark	10	2	15	7.5	0	9	1.5
Kafka, Mike	11	1	24	24.0	1	24	2.2
Frymire, Kevin	7	1	16	16.0	0	16	2.3
Total	11	268	2829	10.6	13	72	257.2
Opponents	11	199	2414	12.1	15	74	219.5

Punt Returns	no.	yds	avg	td	lg
Smith, Brendan	9	59	6.6	0	16
Brewer, Andrew	5	27	5.4	0	14
Bates, Hunter	3	11	3.7	0	10
Weina, Ricky	1	23	23.0	0	0
Total	18	120	6.7	0	16
Opponents	15	99	6.6	0	35

Interceptions	no.	yds	avg	td	lg
McManis, Sherrick	4	0	0.0	0	0
Williams, Nate	2	0	0.0	0	0
Peters, Brian	2	8	4.0	0	8
Vaughn, Justan	1	0	0.0	0	0
Phillips, Brad	1	23	23.0	0	23
Williams, Quentin	1	0	0.0	0	0
Johnson, Ben	1	70	70.0	1	70
Davie, Quentin	1	7	7.0	0	7
Mabin, Jordan	1	15	15.0	0	15
Total	14	123	8.8	1	70
Opponents	9	76	8.4	0	38

Kick Returns	no.	yds	avg	td	lg
Matthews, Jeravin	21	357	17.0	0	28
Simmons, Stephen	17	386	22.7	0	49
Brewer, Andrew	7	135	19.3	0	24
Smith, Brendan	1	14	14.0	0	14
Concannon, Scott	1	0	0.0	0	0
Total	47	892	19.0	0	49
Opponents	51	1114	21.8	1	93

Fumble Returns	no.	yds	avg	td	lg
Peters, Brian	1	27	27.0	0	27
Thomas, Marshall	0	0	0.0	1	0
Total	1	27	27.0	1	27
Opponents	0	0	0.0	0	0

2009 Northwestern Football
Northwestern Overall Individual Statistics (as of Nov 14, 2009)
All games

Scoring	td	fg	PAT				dpx	saf	pts
			kick	rush	rcv	pass			
Demos, Stefan	-	14-19	28-29	-	-	0-1	-	-	70
Kafka, Mike	8	-	-	-	-	1-1	-	-	48
Fields, Arby	5	-	-	-	-	-	-	-	30
Brewer, Andrew	5	-	-	-	-	-	-	-	30
Markshausen, Zeke	3	-	-	-	-	-	-	-	18
Dunsmore, Drake	2	-	-	-	1	-	-	-	14
Simmons, Stephen	2	-	-	-	-	-	-	-	12
Concannon, Scott	2	-	-	-	-	-	-	-	12
Schmidt, Jacob	1	-	-	-	-	-	-	-	6
Mitchell, Brendan	1	-	-	-	-	-	-	-	6
Johnson, Ben	1	-	-	-	-	-	-	-	6
Fields, Demetrius	1	-	-	-	-	-	-	-	6
Thomas, Marshall	1	-	-	-	-	-	-	-	6
TEAM	-	-	-	-	-	-	2	-	4
Flaherty, Steve	-	-	1-1	-	-	-	-	-	1
Total	32	14-19	29-30	-	1	1-2	-	2	269
Opponents	32	9-14	30-30	-	-	0-2	-	-	249

Total Offense	g	plays	rush	pass	total	avg/g
Kafka, Mike	11	497	248	2572	2820	256.4
Persa, Dan	9	83	167	224	391	43.4
Fields, Arby	11	71	266	0	266	24.2
Concannon, Scott	10	64	232	0	232	23.2
Simmons, Stephen	7	51	203	0	203	29.0
Schmidt, Jacob	10	55	181	0	181	18.1
Matthews, Jeravin	8	9	61	0	61	7.6
Brewer, Andrew	11	1	0	24	24	2.2
Woodsum, Mark	10	6	17	0	17	1.7
Demos, Stefan	11	1	0	9	9	0.8
Mauro, Joe	2	2	6	0	6	3.0
Markshausen, Zeke	11	2	2	0	2	0.2
TEAM	9	11	-17	0	-17	-1.9
Total	11	853	1366	2829	4195	381.4
Opponents	11	705	1383	2414	3797	345.2

Field Goals	fg	pct.	01-19	20-29	30-39	40-49	50-99	lg	blk
Demos, Stefan	14-19	73.7	2-2	5-5	3-5	4-6	0-1	49	2

FG Sequence	Northwestern	Opponents
Towson	(26)	-
Eastern Michigan	(20),(49)	48,(33)
Syracuse	-	(43),27,(37),(41)
Minnesota	(26)	-
Purdue	(18),(35),(25),(39)	-
Miami (Ohio)	(46),40	-
Michigan State	-	(28)
Indiana	(28),(19)	59
Penn State	(34),37,(45)	(32),(23)
Iowa	(47)	(39),46
Illinois	47,50,31	23,(30)
Wisconsin	-	-

Punting	no.	yds	avg	lg	tb	fc	i20	50+	blk
Demos, Stefan	53	1874	35.4	47	2	15	16	0	0
Total	53	1874	35.4	47	2	15	16	0	0
Opponents	55	2208	40.1	73	7	14	18	6	1

Kickoffs	no.	yds	avg	tb	ob	retn	net	ydln
Demos, Stefan	56	3366	60.1	2	1			
Flaherty, Steve	1	70	70.0	1	0			
Total	57	3436	60.3	3	1	21.8	39.7	30
Opponents	51	3161	62.0	2	2	19.0	43.7	26

Numbers in (parentheses) indicate field goal was made.

2009 Northwestern Football
Northwestern Overall Individual Statistics (as of Nov 14, 2009)
All games

All Purpose	g	rush	rcv	pr	kr	ir	total	avg/g
Brewer, Andrew	11	0	690	27	135	0	852	77.5
Markshausen, Z	11	2	737	0	0	0	739	67.2
Simmons, Steph	7	203	37	0	386	0	626	89.4
Matthews, Jeravi	8	61	0	0	357	0	418	52.2
Dunsmore, Drak	11	0	358	0	0	0	358	32.5
Schmidt, Jacob	10	181	147	0	0	0	328	32.8
Fields, Arby	11	266	48	0	0	0	314	28.5
Stewart, Sidney	9	0	279	0	0	0	279	31.0
Kafka, Mike	11	248	24	0	0	0	272	24.7
Concannon, Sco	10	232	38	0	0	0	270	27.0
Fields, Demetriu	11	0	185	0	0	0	185	16.8
Persa, Dan	9	167	0	0	0	0	167	18.6
Ebert, Jeremy	11	0	118	0	0	0	118	10.7
Smith, Brendan	8	0	0	59	14	0	73	9.1
Johnson, Ben	7	0	0	0	0	70	70	10.0
Brown, Charles	11	0	65	0	0	0	65	5.9
Mitchell, Brenda	11	0	38	0	0	0	38	3.5
Rooks, Josh	11	0	34	0	0	0	34	3.1
Woodsum, Mark	10	17	15	0	0	0	32	3.2
Weina, Ricky	8	0	0	23	0	0	23	2.9
Phillips, Brad	11	0	0	0	0	23	23	2.1
Frymire, Kevin	7	0	16	0	0	0	16	2.3
Mabin, Jordan	11	0	0	0	0	15	15	1.4
Bates, Hunter	11	0	0	11	0	0	11	1.0
Peters, Brian	11	0	0	0	0	8	8	0.7
Davie, Quentin	11	0	0	0	0	7	7	0.6
Mauro, Joe	2	6	0	0	0	0	6	3.0
TEAM	9	-17	0	0	0	0	-17	-1.9
Total	11	1366	2829	120	892	123	5330	484.5
Opponents	11	1383	2414	99	1114	76	5086	462.4

2009 Northwestern Football
Northwestern Overall Defensive Statistics (as of Nov 14, 2009)
All games

##	Defensive Leaders	gp	Tackles				tfl/yds	Sacks no-yds	Pass defense			Fumbles		blkd	
			ua	a	tot				int-yds	brup	qbh	rcv-yds	ff	kick	saf
41	Davie, Quentin	11	42	37	79	8.0-24	4.0-16	1-7	2	6	1-0	3	.	.	
17	Phillips, Brad	11	39	33	72	3.0-14	2.0-13	1-23	1	2	1-0	4	.	.	
57	Williams, Nate	10	35	37	72	4.5-11	.	2-0	2	.	.	1	.	.	
26	Mabin, Jordan	11	44	15	59	.	.	1-15	.	.	1-0	.	.	.	
10	Peters, Brian	11	29	25	54	2.5-6	.	2-8	2	.	2-27	2	.	.	
4	Smith, Brendan	8	21	13	34	.	.	.	2	
94	Browne, Vince	11	20	14	34	6.0-29	3.0-20	.	.	2	
24	McManis, Sherrick	8	20	10	30	1.5-5	.	4-0	6	.	.	1	.	.	
32	Arnold, David	7	21	8	29	4.5-15	2.0-12	1	.	.	
98	Bryant, Corbin	11	17	11	28	5.5-24	2.5-17	.	1	
67	Thomas, Marshall	11	14	10	24	4.0-13	1.5-10	.	.	1	2-0	.	.	.	
35	Johnson, Ben	7	13	9	22	3.5-7	1.0-4	1-70	1	1	1-0	1	.	.	
79	Hahn, Adam	9	8	8	16	3.0-6	1.0-2	
99	Wootton, Corey	11	12	4	16	5.0-22	3.0-17	.	.	4	1-0	1	1	.	
27	Carpenter, Jared	10	10	5	15	
88	Williams, Quentin	11	8	6	14	.	.	1-0	.	1	
22	Dugar, Demetrius	10	6	5	11	1-0	.	.	.	
33	Nwabuisi, David	10	7	1	8	1.0-3	
42	Watt, Kevin	11	3	5	8	2.0-19	2.0-19	.	.	2	
47	Weina, Ricky	8	6	1	7	.	.	.	3	.	.	.	1	.	
6	Brown, Charles	11	5	2	7	
28	Vaughn, Justan	6	4	3	7	.	.	1-0	2	
93	Mafuli, Niko	9	2	4	6	1.5-3	1.5-3	
39	Schmidt, Jacob	10	3	3	6	
3	Matthews, Jeravin	8	4	2	6	
51	McNaul, Bryce	5	2	3	5	
48	Goodlow, Roderick	6	4	1	5	
92	Luxenburg, Evan	1	2	2	4	0.5-5	0.5-5	
1A	Bates, Hunter	11	1	3	4	
85	Markshausen, Zeke	11	3	.	3	
90	DiNardo, Jack	6	1	2	3	
31	Pinckney, Stone	3	1	2	3	
25	Simmons, Stephen	7	2	.	2	
45	Petty, Kyle	10	1	1	2	
TM	TEAM	9	2	.	2	2	
1	Demos, Stefan	11	2	.	2	
44	Woodsum, Mark	10	2	.	2	
19	Fields, Arby	11	1	.	1	
91	Arnfelt, Brian	6	.	1	1	
4A	Flaherty, Steve	2	1	.	1	
21	Bolden, Mike	7	.	1	1	
13	Kafka, Mike	11	1	.	1	
6A	Kurzawski, James	4	.	1	1	
75	Netter, Al	11	1	.	1	
	Total	11	420	288	708	56-206	24-138	14-123	22	19	10-27	14	2	2	
	Opponents	11	528	362	890	67-283	28-197	9-76	35	27	11-0	9	2	.	

2009 Northwestern Football
Northwestern Individual Season/Career Statistics (as of Nov 14, 2009)
All games

	SEASON									CAREER								
Rushing	gp	att	gain	loss	net	avg	td	lg	avg/g	gp	att	gain	loss	net	avg	td	lg	avg/g
Fields, Arby	11	71	286	20	266	3.7	5	25	24.2	11	71	286	20	266	3.7	5	25	24.2
Kafka, Mike	11	123	442	194	248	2.0	7	18	22.5	28	241	1164	324	840	3.5	10	55	30.0
Concannon, Scott	10	64	249	17	232	3.6	2	21	23.2	18	64	249	17	232	3.6	2	21	12.9
Simmons, Stephen	7	51	210	7	203	4.0	2	18	29.0	27	117	403	25	378	3.2	4	21	14.0
Schmidt, Jacob	10	55	183	2	181	3.3	1	13	18.1	23	57	187	2	185	3.2	1	13	8.0
Persa, Dan	9	49	208	41	167	3.4	0	25	18.6	20	51	208	43	165	3.2	0	25	8.2
Matthews, Jeravin	8	9	62	1	61	6.8	0	16	7.6	18	9	62	1	61	6.8	0	16	3.4
Woodsum, Mark	10	6	17	0	17	2.8	0	8	1.7	47	10	21	0	21	2.1	0	8	0.4
Mauro, Joe	2	2	6	0	6	3.0	0	3	3.0	2	2	6	0	6	3.0	0	3	3.0
Markshausen, Zeke	11	2	2	0	2	1.0	0	2	0.2	25	2	2	0	2	1.0	0	2	0.1
TEAM	9	9	0	17	-17	-1.9	0	0	-1.9									
Total	11	441	1665	299	1366	3.1	17	25	124.2									
Opponents	11	366	1620	237	1383	3.8	16	70	125.7									
Passing	gp	effic	comp-att-int	pct	yds	td	lg	avg/g	gp	effic	comp-att-int	pct	yds	td	lg	avg/g		
Kafka, Mike	11	128.62	246-374-7	65.8	2572	10	52	233.8	28	122.17	335-519-15	64.5	3407	13	52	121.7		
Persa, Dan	9	121.81	20-34-2	58.8	224	2	72	24.9	20	121.81	20-34-2	58.8	224	2	72	11.2		
TEAM	9	0.00	0-2-0	0.0	0	0	0	0.0										
Brewer, Andrew	11	631.60	1-1-0	100.0	24	1	24	2.2	33	85.62	38-75-4	50.7	368	1	37	11.2		
Demos, Stefan	11	175.60	1-1-0	100.0	9	0	9	0.8	36	175.60	1-1-0	100.0	9	0	9	0.2		
Total	11	128.77	268-412-9	65.0	2829	13	72	257.2										
Opponents	11	124.86	199-339-14	58.7	2414	15	74	219.5										
Receiving	gp	no.	yds	avg	td	lg	avg/g	gp	no.	yds	avg	td	lg	avg/g				
Markshausen, Zeke	11	76	737	9.7	3	30	67.0	25	77	743	9.6	3	30	29.7				
Brewer, Andrew	11	43	690	16.0	5	72	62.7	33	62	883	14.2	5	72	26.8				
Dunsmore, Drake	11	35	358	10.2	2	28	32.5	23	46	499	10.8	2	35	21.7				
Stewart, Sidney	9	28	279	10.0	0	23	31.0	27	45	413	9.2	1	30	15.3				
Fields, Demetrius	11	22	185	8.4	1	14	16.8	11	22	185	8.4	1	14	16.8				
Schmidt, Jacob	10	14	147	10.5	0	29	14.7	23	14	147	10.5	0	29	6.4				
Ebert, Jeremy	11	11	118	10.7	0	19	10.7	24	26	279	10.7	2	36	11.6				
Fields, Arby	11	11	48	4.4	0	12	4.4	11	11	48	4.4	0	12	4.4				
Brown, Charles	11	8	65	8.1	0	16	5.9	23	10	79	7.9	0	16	3.4				
Simmons, Stephen	7	6	37	6.2	0	15	5.3	27	8	58	7.2	0	15	2.1				
Mitchell, Brendan	11	4	38	9.5	1	13	3.5	46	8	72	9.0	2	25	1.6				
Concannon, Scott	10	3	38	12.7	0	20	3.8	18	3	38	12.7	0	20	2.1				
Rooks, Josh	11	3	34	11.3	0	23	3.1	36	11	87	7.9	2	23	2.4				
Woodsum, Mark	10	2	15	7.5	0	9	1.5	47	5	24	4.8	1	9	0.5				
Kafka, Mike	11	1	24	24.0	1	24	2.2	28	1	24	24.0	1	24	0.9				
Frymire, Kevin	7	1	16	16.0	0	16	2.3	15	2	31	15.5	0	16	2.1				
Total	11	268	2829	10.6	13	72	257.2											
Opponents	11	199	2414	12.1	15	74	219.5											
Total Offense	g	plays	rush	pass	total	avg/g	g	plays	rush	pass	total	avg/g						
Kafka, Mike	11	497	248	2572	2820	256.4	28	760	840	3407	4247	151.7						
Persa, Dan	9	83	167	224	391	43.4	20	85	165	224	389	19.5						
Fields, Arby	11	71	266	0	266	24.2	11	71	266	0	266	24.2						
Concannon, Scott	10	64	232	0	232	23.2	18	64	232	0	232	12.9						
Simmons, Stephen	7	51	203	0	203	29.0	27	117	378	0	378	14.0						
Schmidt, Jacob	10	55	181	0	181	18.1	23	57	185	0	185	8.0						
Matthews, Jeravin	8	9	61	0	61	7.6	18	9	61	0	61	3.4						
Brewer, Andrew	11	1	0	24	24	2.2	33	148	202	368	570	17.3						
Woodsum, Mark	10	6	17	0	17	1.7	47	10	21	0	21	0.4						
Demos, Stefan	11	1	0	9	9	0.8	36	1	0	9	9	0.2						
Mauro, Joe	2	2	6	0	6	3.0	2	2	6	0	6	3.0						
Markshausen, Zeke	11	2	2	0	2	0.2	25	2	2	0	2	0.1						
TEAM	9	11	-17	0	-17	-1.9												
Total	11	853	1366	2829	4195	381.4												
Opponents	11	705	1383	2414	3797	345.2												

2009 Northwestern Football
Northwestern Individual Season/Career Statistics (as of Nov 14, 2009)
All games

Scoring	SEASON					CAREER												
	td	fg	PAT			dpx	saf	pts	td	fg	PAT			dpx	saf	pts		
kick	rush	rcv	pass	kick	rush				rcv	pass	kick	rush	rcv				pass	
Demos, Stefan	-	14-19	28-29	-	-	0-1	-	-	70	-	14-19	28-29	-	-	0-1	-	-	70
Kafka, Mike	8	-	-	-	-	1-1	-	-	48	11	-	-	-	-	1-1	-	-	66
Fields, Arby	5	-	-	-	-	-	-	-	30	5	-	-	-	-	-	-	-	30
Brewer, Andrew	5	-	-	-	-	-	-	-	30	8	-	-	-	-	-	-	-	48
Markshausen, Zeke	3	-	-	-	-	-	-	-	18	3	-	-	-	-	-	-	-	18
Dunsmore, Drake	2	-	-	-	1	-	-	-	14	2	-	-	-	1	-	-	-	14
Concannon, Scott	2	-	-	-	-	-	-	-	12	2	-	-	-	-	-	-	-	12
Simmons, Stephen	2	-	-	-	-	-	-	-	12	5	-	-	1-1	-	-	-	-	32
Thomas, Marshall	1	-	-	-	-	-	-	-	6	1	-	-	-	-	-	-	-	6
Mitchell, Brendan	1	-	-	-	-	-	-	-	6	2	-	-	-	-	-	-	-	12
Fields, Demetrius	1	-	-	-	-	-	-	-	6	1	-	-	-	-	-	-	-	6
Schmidt, Jacob	1	-	-	-	-	-	-	-	6	1	-	-	-	-	-	-	-	6
Johnson, Ben	1	-	-	-	-	-	-	-	6	1	-	-	-	-	-	-	-	6
TEAM	-	-	-	-	-	-	-	2	4	-	-	-	-	-	-	-	-	-
Flaherty, Steve	-	-	1-1	-	-	-	-	-	1	-	-	1-1	-	-	-	-	-	1
Total	32	14-19	29-30	-	1	1-2	-	2	269	-	-	-	-	-	-	-	-	-
Opponents	32	9-14	30-30	-	-	0-2	-	-	249	-	-	-	-	-	-	-	-	-

Punt Returns	no.	yds	avg	td	lg	no.	yds	avg	td	lg
Smith, Brendan	9	59	6.6	0	16	29	224	7.7	0	51
Brewer, Andrew	5	27	5.4	0	14	5	27	5.4	0	14
Bates, Hunter	3	11	3.7	0	10	3	11	3.7	0	10
Weina, Ricky	1	23	23.0	0	0	1	23	23.0	0	0
Total	18	120	6.7	0	16	-	-	-	-	-
Opponents	15	99	6.6	0	35	-	-	-	-	-

Kick Returns	no.	yds	avg	td	lg	no.	yds	avg	td	lg
Matthews, Jeravin	21	357	17.0	0	28	27	496	18.4	0	40
Simmons, Stephen	17	386	22.7	0	49	52	1216	23.4	1	99
Brewer, Andrew	7	135	19.3	0	24	7	135	19.3	0	24
Smith, Brendan	1	14	14.0	0	14	1	14	14.0	0	14
Concannon, Scott	1	0	0.0	0	0	1	0	0.0	0	0
Total	47	892	19.0	0	49	-	-	-	-	-
Opponents	51	1114	21.8	1	93	-	-	-	-	-

Interceptions	no.	yds	avg	td	lg	no.	yds	avg	td	lg
McManis, Sherrick	4	0	0.0	0	0	8	0	0.0	0	0
Williams, Nate	2	0	0.0	0	0	2	0	0.0	0	0
Peters, Brian	2	8	4.0	0	8	3	8	2.7	0	8
Johnson, Ben	1	70	70.0	1	70	1	70	70.0	1	70
Mabin, Jordan	1	15	15.0	0	15	4	53	13.2	0	38
Davie, Quentin	1	7	7.0	0	7	1	7	7.0	0	7
Vaughn, Justan	1	0	0.0	0	0	2	6	3.0	0	6
Williams, Quentin	1	0	0.0	0	0	1	0	0.0	0	0
Phillips, Brad	1	23	23.0	0	23	5	27	5.4	0	23
Total	14	123	8.8	1	70	-	-	-	-	-
Opponents	9	76	8.4	0	38	-	-	-	-	-

Fumble Returns	no.	yds	avg	td	lg	no.	yds	avg	td	lg
Peters, Brian	1	27	27.0	0	27	2	66	33.0	0	39
Thomas, Marshall	0	0	0.0	1	0	0	0	0.0	1	0
Total	1	27	27.0	1	27	-	-	-	-	-
Opponents	0	0	0.0	0	0	-	-	-	-	-

2009 Northwestern Football
Northwestern Individual Season/Career Statistics (as of Nov 14, 2009)
All games

All Purpose	SEASON								CAREER							
	g	rush	rcv	pr	kr	ir	total	avg/g	g	rush	rcv	pr	kr	ir	total	avg/g
Brewer, Andrew	11	0	690	27	135	0	852	77.5	33	202	883	27	135	0	1247	37.8
Markshausen, Ze	11	2	737	0	0	0	739	67.2	25	2	743	0	0	0	745	29.8
Simmons, Steph	7	203	37	0	386	0	626	89.4	27	378	58	0	1216	0	1652	61.2
Matthews, Jeravi	8	61	0	0	357	0	418	52.2	18	61	0	0	496	0	557	30.9
Dunsmore, Drake	11	0	358	0	0	0	358	32.5	23	0	499	0	0	0	499	21.7
Schmidt, Jacob	10	181	147	0	0	0	328	32.8	23	185	147	29	0	0	361	15.7
Fields, Arby	11	266	48	0	0	0	314	28.5	11	266	48	0	0	0	314	28.5
Stewart, Sidney	9	0	279	0	0	0	279	31.0	27	0	413	0	23	0	436	16.1
Kafka, Mike	11	248	24	0	0	0	272	24.7	28	840	24	0	0	0	864	30.9
Concannon, Scot	10	232	38	0	0	0	270	27.0	18	232	38	0	0	0	270	15.0
Fields, Demetrius	11	0	185	0	0	0	185	16.8	11	0	185	0	0	0	185	16.8
Persa, Dan	9	167	0	0	0	0	167	18.6	20	165	0	0	15	0	180	9.0
Ebert, Jeremy	11	0	118	0	0	0	118	10.7	24	0	279	0	79	0	358	14.9
Smith, Brendan	8	0	0	59	14	0	73	9.1	45	0	0	224	14	216	454	10.1
Johnson, Ben	7	0	0	0	0	70	70	10.0	19	0	0	0	0	70	70	3.7
Brown, Charles	11	0	65	0	0	0	65	5.9	23	0	79	0	0	0	79	3.4
Mitchell, Brendan	11	0	38	0	0	0	38	3.5	46	0	72	0	0	0	72	1.6
Rooks, Josh	11	0	34	0	0	0	34	3.1	36	0	87	0	11	0	98	2.7
Woodsum, Mark	10	17	15	0	0	0	32	3.2	47	21	24	0	15	0	60	1.3
Weina, Ricky	8	0	0	23	0	0	23	2.9	8	0	0	23	0	0	23	2.9
Phillips, Brad	11	0	0	0	0	23	23	2.1	48	0	0	0	11	27	38	0.8
Frymire, Kevin	7	0	16	0	0	0	16	2.3	15	0	31	0	0	0	31	2.1
Mabin, Jordan	11	0	0	0	0	15	15	1.4	24	0	0	0	55	53	108	4.5
Bates, Hunter	11	0	0	11	0	0	11	1.0	11	0	0	11	0	0	11	1.0
Peters, Brian	11	0	0	0	0	8	8	0.7	24	0	0	0	0	8	8	0.3
Davie, Quentin	11	0	0	0	0	7	7	0.6	35	0	0	0	0	7	7	0.2
Mauro, Joe	2	6	0	0	0	0	6	3.0	2	6	0	0	0	0	6	3.0
TEAM	9	-17	0	0	0	0	-17	-1.9								
Total	11	1366	2829	120	892	123	5330	484.5								
Opponents	11	1383	2414	99	1114	76	5086	462.4								

Field Goals	att	good	long	blkd	att	good	long	blkd
Demos, Stefan	19	14	49	2	19	14	49	2
Total	19	14	49	2				
Opponents	14	9	43	1				

Punting	no.	yds	avg	lg	blk	no.	yds	avg	lg	blk
Demos, Stefan	53	1874	35.4	47	0	171	6541	38.3	63	1
Total	53	1874	35.4	47	0					
Opponents	55	2208	40.1	73	1					

Kickoffs	no.	yds	avg	tb	ob	no.	yds	avg	tb	ob
Demos, Stefan	56	3366	60.1	2	1	143	8631	60.4	12	7
Flaherty, Steve	1	70	70.0	1	0	1	70	70.0	1	0
Total	57	3436	60.3	3	1					
Opponents	51	3161	62.0	2	2					

2009 Northwestern Football
Northwestern Team Game-by-Game (as of Nov 14, 2009)
All games

TEAM STATISTICS

Date	Opponent	Rushing				Receiving				Passing				Kick Returns				Punt Returns				tot off
		no.	yds	td	lg	no.	yds	td	lg	cmp-att-int	yds	td	lg	no.	yds	td	lg	no.	yds	td	lg	
Sep 05	TOWSON	54	221	5	22	16	264	1	72	16-22-1	264	1	72	4	96	0	49	4	25	0	16	485
Sep 12	EASTERN MICHIGAN	48	185	2	14	14	158	0	28	14-24-1	158	0	28	5	108	0	28	1	0	0	0	343
Sep 19	at Syracuse	28	52	1	25	36	414	4	39	36-43-1	414	4	39	6	111	0	23	1	0	0	0	466
Sep 26	MINNESOTA	29	64	1	17	32	309	2	24	32-47-1	309	2	24	6	94	0	22	2	8	0	7	373
Oct 03	at Purdue	43	87	2	12	28	224	0	22	28-45-0	224	0	22	4	71	0	23	0	0	0	0	311
Oct 10	MIAMI (OHIO)	41	128	2	16	15	191	0	25	15-31-1	191	0	25	1	24	0	24	3	27	0	15	319
Oct 17	at Michigan State	29	79	0	18	34	291	2	26	34-47-0	291	2	26	5	85	0	28	2	10	0	10	370
Oct 24	INDIANA	41	162	1	15	26	312	2	51	26-46-3	312	2	51	5	98	0	24	2	23	0	0	474
Oct 31	PENN STATE	37	119	1	25	29	252	0	20	29-43-0	252	0	20	7	130	0	44	2	22	0	14	371
Nov 07	at Iowa	49	130	0	11	15	109	1	14	15-27-1	109	1	14	3	46	0	17	1	5	0	5	239
Nov 14	at Illinois	42	139	2	15	23	305	1	52	23-37-0	305	1	52	1	29	0	29	0	0	0	0	444
Opponents		441	1366	17	25	268	2829	13	72	268-412-9	2829	13	72	47	892	0	49	18	120	0	16	4195
Opponents		366	1383	16	70	199	2414	15	74	199-339-14	2414	15	74	51	1114	1	93	15	99	0	35	3797

Games played: 11
 Avg per rush: 3.1
 Avg per catch: 10.6
 Pass efficiency: 128.77
 Kick ret avg: 19.0
 Punt ret avg: 6.7
 All purpose avg/game: 484.5
 Total offense avg/gm: 381.4

Date	Opponent	Tackles				Sacks no-yds	Fumble		Pass Defense			Blkd kick	PAT Attempts				saf	pts
		ua	a	total	tfl-yds		ff	fr-yds	int-yds	qbh	brup		kick	rush	rcv			
Sep 05	TOWSON	29	32	61	6.0-18	2.0-12	0	0-0	2-0	1	5	0	6-6	0	0	1	47	
Sep 12	EASTERN MICHIGAN	44	24	68	4.0-14	1.0-6	0	0-0	2-70	2	2	0	3-3	0	0	0	27	
Sep 19	at Syracuse	45	10	55	5.0-30	4.0-27	2	1-0	1-23	0	1	1	4-5	0	0	0	34	
Sep 26	MINNESOTA	33	42	75	2.0-9	1.0-8	0	0-0	1-0	6	3	0	3-3	0	0	0	24	
Oct 03	at Purdue	41	18	59	5.0-15	3.0-12	4	5-0	1-0	0	1	0	1-1	0	1	0	27	
Oct 10	MIAMI (OHIO)	43	42	85	10.0-42	8.0-40	3	1-27	3-8	3	2	0	1-1	0	0	0	16	
Oct 17	at Michigan State	29	38	67	6.0-17	0.0-0	0	1-0	0-0	0	0	0	2-2	0	0	0	14	
Oct 24	INDIANA	38	16	54	6.0-17	1.0-8	1	0-0	0-0	5	4	1	3-3	0	0	1	29	
Oct 31	PENN STATE	46	6	52	3.0-12	1.0-8	0	0-0	0-0	2	2	0	1-1	0	0	0	13	
Nov 07	at Iowa	29	32	61	3.0-16	2.0-14	2	2-0	2-22	0	2	0	2-2	0	0	0	17	
Nov 14	at Illinois	43	28	71	6.0-16	1.0-3	2	0-0	2-0	0	0	0	3-3	0	0	0	21	
Opponents		420	288	708	56.0-206	24.0-138	14	10-27	14-123	19	22	2	29-30	0	1	2	269	
Opponents		528	362	890	67.0-283	28.0-197	9	11-0	9-76	27	35	2	30-30	0	0	0	249	

Date	Opponent	Punting									Field Goals			Kickoffs				
		no.	yds	avg	long	blkd	tb	fc	50+	i20	md-att	long	blkd	no.	yds	avg	tb	ob
Sep 05	TOWSON	1	36	36.0	36	0	0	0	0	0	1-1	26	0	8	510	63.8	1	1
Sep 12	EASTERN MICHIGAN	3	106	35.3	37	0	0	0	0	2	2-2	49	0	6	344	57.3	0	0
Sep 19	at Syracuse	6	212	35.3	40	0	1	4	0	3	0-0	0	0	6	353	58.8	0	0
Sep 26	MINNESOTA	4	163	40.8	44	0	0	3	0	1	1-1	26	0	5	324	64.8	0	0
Oct 03	at Purdue	4	125	31.2	43	0	0	1	0	1	4-4	39	0	7	432	61.7	0	0
Oct 10	MIAMI (OHIO)	7	251	35.9	46	0	0	0	0	2	1-2	46	1	4	233	58.2	0	0
Oct 17	at Michigan State	6	195	32.5	43	0	1	1	0	1	0-0	0	0	3	202	67.3	1	0
Oct 24	INDIANA	4	140	35.0	46	0	0	0	0	1	2-2	28	0	6	306	51.0	0	0
Oct 31	PENN STATE	5	181	36.2	43	0	0	4	0	1	2-3	45	1	4	228	57.0	0	0
Nov 07	at Iowa	8	293	36.6	44	0	0	1	0	3	1-1	47	0	4	258	64.5	0	0
Nov 14	at Illinois	5	172	34.4	47	0	0	1	0	1	0-3	0	0	4	246	61.5	1	0
Opponents		53	1874	35.4	47	0	2	15	0	16	14-19	49	2	57	3436	60.3	3	1
Opponents		55	2208	40.1	73	1	7	14	6	18	9-14	43	1	51	3161	62.0	2	2

2009 Northwestern Football
Northwestern Opponent Game-by-Game (as of Nov 14, 2009)
All games

OPPONENT STATISTICS

Date	Opponent	Rushing				Receiving				Passing				Kick Returns				Punt Returns				tot off
		no.	yds	td	lg	no.	yds	td	lg	cmp-att-int	yds	td	lg	no.	yds	td	lg	no.	yds	td	lg	
Sep 05	TOWSON	30	65	1	13	15	140	1	33	15-27-2	140	1	33	6	100	0	28	0	0	0	0	205
Sep 12	EASTERN MICHIGAN	32	172	2	35	20	148	1	25	20-28-2	148	1	25	5	117	0	29	1	2	0	2	320
Sep 19	at Syracuse	32	125	2	18	24	346	2	66	24-36-1	346	2	66	6	128	0	48	1	-2	0	0	471
Sep 26	MINNESOTA	42	166	3	18	15	186	2	27	15-26-1	186	2	27	5	131	0	37	1	22	0	22	352
Oct 03	at Purdue	28	62	0	13	20	313	3	67	20-29-1	313	3	67	7	115	0	27	3	3	0	9	375
Oct 10	MIAMI (OHIO)	42	126	0	17	17	176	1	23	17-37-3	176	1	23	4	67	0	22	2	7	0	8	302
Oct 17	at Michigan State	34	94	1	22	21	281	2	47	21-31-0	281	2	47	2	66	0	47	1	8	0	8	375
Oct 24	INDIANA	27	133	3	70	17	172	0	21	17-29-0	172	0	21	5	151	1	93	1	35	0	35	305
Oct 31	PENN STATE	27	163	3	69	22	274	1	53	22-31-0	274	1	53	4	83	0	36	0	0	0	0	437
Nov 07	at Iowa	27	65	0	11	13	216	1	74	13-36-2	216	1	74	4	82	0	32	4	16	0	11	281
Nov 14	at Illinois	45	212	1	20	15	162	1	32	15-29-2	162	1	32	3	74	0	40	1	8	0	8	374
Northwestern		366	1383	16	70	199	2414	15	74	199-339-14	2414	15	74	51	1114	1	93	15	99	0	35	3797
Northwestern		441	1366	17	25	268	2829	13	72	268-412-9	2829	13	72	47	892	0	49	18	120	0	16	4195

Games played: 11
 Avg per rush: 3.8
 Avg per catch: 12.1
 Pass efficiency: 124.86
 Kick ret avg: 21.8
 Punt ret avg: 6.6
 All purpose avg/game: 462.4
 Total offense avg/gm: 345.2

Date	Opponent	Tackles				Sacks	Fumble		Pass Defense			Blkd	PAT Attempts				pts	
		ua	a	total	tfl-yds	no-yds	ff	fr-yds	int-yds	qbh	brup	kick	kick	rush	rcv	saf		
Sep 05	TOWSON	48	44	92	4.0-16	1.0-9	0	0-0	1-1	1	2	0	2-2	0	0	0	0	14
Sep 12	EASTERN MICHIGAN	42	42	84	3.0-14	0.0-0	1	2-0	1-15	4	1	0	3-3	0	0	0	24	
Sep 19	at Syracuse	53	22	75	8.0-42	5.0-36	2	2-0	1-22	1	3	0	4-4	0	0	0	37	
Sep 26	MINNESOTA	50	24	74	6.0-42	4.0-39	2	2-0	1-0	3	5	0	5-5	0	0	0	35	
Oct 03	at Purdue	53	30	83	10.0-35	2.0-20	1	1-0	0-0	0	4	0	3-3	0	0	0	21	
Oct 10	MIAMI (OHIO)	42	36	78	4.0-17	2.0-13	1	0-0	1-0	4	6	1	0-0	0	0	0	6	
Oct 17	at Michigan State	41	42	83	6.0-25	4.0-22	1	2-0	0-0	2	2	0	3-3	0	0	0	24	
Oct 24	INDIANA	54	22	76	4.0-11	0.0-0	0	0-0	3-38	3	2	0	4-4	0	0	0	28	
Oct 31	PENN STATE	61	20	81	9.0-39	6.0-31	1	2-0	0-0	5	5	1	4-4	0	0	0	34	
Nov 07	at Iowa	40	52	92	6.0-27	3.0-22	0	0-0	1-0	0	3	0	1-1	0	0	0	10	
Nov 14	at Illinois	44	28	72	7.0-15	1.0-5	0	0-0	0-0	4	2	0	1-1	0	0	0	16	
Northwestern		528	362	890	67.0-283	28.0-197	9	11-0	9-76	27	35	2	30-30	0	0	0	249	
Northwestern		420	288	708	56.0-206	24.0-138	14	10-27	14-123	19	22	2	29-30	0	1	2	269	

Date	Opponent	Punting							Field Goals			Kickoffs						
		no.	yds	avg	long	blkd	tb	fc	50+	i20	md-att	long	blkd	no.	yds	avg	tb	ob
Sep 05	TOWSON	5	194	38.8	44	0	0	1	0	0	0-0	0	0	4	241	60.2	0	0
Sep 12	EASTERN MICHIGAN	4	160	40.0	53	0	0	1	1	3	1-2	33	0	5	289	57.8	0	0
Sep 19	at Syracuse	5	236	47.2	53	0	1	2	2	2	3-4	43	1	7	443	63.3	0	1
Sep 26	MINNESOTA	4	161	40.2	44	0	0	1	0	1	0-0	0	0	6	374	62.3	0	0
Oct 03	at Purdue	2	56	28.0	43	0	0	1	0	0	0-0	0	0	4	255	63.8	0	0
Oct 10	MIAMI (OHIO)	8	301	37.6	48	0	0	1	0	3	0-0	0	0	1	60	60.0	0	0
Oct 17	at Michigan State	6	243	40.5	52	0	1	1	1	1	1-1	28	0	5	305	61.0	0	0
Oct 24	INDIANA	5	166	33.2	45	1	0	1	0	2	0-1	0	0	6	349	58.2	0	1
Oct 31	PENN STATE	5	210	42.0	46	0	2	1	0	1	2-2	32	0	7	450	64.3	0	0
Nov 07	at Iowa	5	235	47.0	73	0	1	2	1	3	1-2	39	0	3	186	62.0	0	0
Nov 14	at Illinois	6	246	41.0	51	0	2	2	1	2	1-2	30	0	3	209	69.7	2	0
Northwestern		55	2208	40.1	73	1	7	14	6	18	9-14	43	1	51	3161	62.0	2	2
Northwestern		53	1874	35.4	47	0	2	15	0	16	14-19	49	2	57	3436	60.3	3	1