



# NORTHWESTERN UNIVERSITY FOOTBALL GAME NOTES

## 2006 SEASON RECAP

### THE 2006 SEASON

#### 2006 Schedule & Results (4-8, 2-6)

Date	Opponent (TV)	Result/Time
Aug. 31	at Miami (Ohio) (ESPN2)	.....W, 21-3
Sept. 9	New Hampshire (No TV)	.....L, 17-34
Sept. 16	Eastern Michigan (No TV)	.....W, 14-6
Sept. 22	at Nevada (ESPN2)	.....L, 21-31
Sept. 30	at Penn State (ABC)	.....L, 7-33
Oct. 7	at Wisconsin (ESPN360)	.....L, 9-41
Oct. 14	Purdue (ESPN Plus)	.....L, 10-31
Oct. 21	Michigan State (ESPN Plus) (HC)	.....L, 38-41
Oct. 28	at 2/3 Michigan (ESPN)	.....L, 31-17
Nov. 4	at Iowa (ESPN Plus)	.....W, 21-7
Nov. 11	1/1 Ohio State (ABC)	.....L, 10-54
Nov. 18	Illinois (ESPN360)	.....W, 27-16

Rankings reflect polls (AP/coaches) the week of the game

#### The Broadcasts

**Radio**—WGN (720 AM) carried all 12 games this season. Fans could also listen to the game on the internet, at [www.wgnradio.com](http://www.wgnradio.com). Dave Eanet (play-by-play) and Ted Albrecht (analyst) called the action. WNUR (89.3 FM), NU's student radio station, carried all 12 games this season, as well. The games also were available on the XM Satellite Radio network.



**Television**—Ten of Northwestern's 12 games were either televised or broadcast via the internet (ESPN360). The Wildcats made five national or regional national (ABC) appearances in 2006. Northwestern appeared on ABC, as well as every major ESPN network: ESPN, ESPN2, ESPNU and ESPN Plus.



#### Northwestern Wildcats

Head Coach . . . .Pat Fitzgerald (Northwestern, '96)  
 NU Record . . . . .4-8, First Year  
 Career Record . . . . .4-8, First Year  
 Big Ten Record . . . . .2-6  
 Assistant Coaches . . . . .Jerry Brown (Asst. Head Coach/Defensive Backs), Greg Colby (Defensive Coordinator), Garrick McGee (Offensive Coordinator), Randy Bates (Linebackers), Adam Cushing (Tight Ends/H-Backs), Bret Ingalls (Offensive Line), Kevin Johns (Wide Receivers), Matt MacPherson (Running Backs), Eric Washington (Defensive Line)

### Strong Finish Gives Wildcats Momentum Heading into 2007

#### 2006 Season Recap

Northwestern's 2006 football season will long be remembered for the tragic loss of head coach Randy Walker just 34 days prior to the start of preseason practice.

It also will be remembered for a tight-knit group of coaches and players who stuck together through extreme adversity and willed their way to improve each week. That resolve helped Northwestern close the year with two wins in the final three weeks and provide the Wildcats with some much-needed momentum heading into the 2007 campaign.

"It was certainly a difficult year for all of us," said first-year coach Pat Fitzgerald, who was appointed Walker's successor on July 7, 2006. "He (Coach Walker) was the leader of this program. But I know his spirit was with all of our young men throughout the year—through the ups and downs. You just have to trust in the plan, but first you have to trust in yourself. I'm so proud of our players. I know that they trust in themselves, I know that they trust in this program. I'm just really excited in the future. I think about Coach all the time."

Emotion fueled the Wildcats in the days leading up to the season opener at Miami (Ohio), the alma mater of Walker. On a special night in Oxford, Ohio, Northwestern received a solid effort from its offense, defense and special teams, and produced a 21-3 victory in honor of its former head coach.

With its first game in the books, the Wildcats moved on to their home opener against Division I-AA power New Hampshire. Northwestern, however, came out flat and appeared emotionally drained after the difficult opener with Miami. The Wildcats lost 34-17 and would face their most difficult stretch of football the following six weeks.

The Wildcats rebounded with a win over Eastern Michigan, but then dropped six successive games. During this period, redshirt freshman quarterback **Mike Kafka**, who began the year as the team's starting signal caller, was injured at Nevada. That vaulted another redshirt freshman, **Andrew Brewer**, into the QB spot as the Wildcats opened Big Ten play at Penn State and Wisconsin. By mid-October, redshirt sophomore **C.J. Bachér** was nearly 100 percent and able to compete again for the quarterback job. Less than 24 hours prior to the Oct. 21 kickoff with Michigan State, Fitzgerald and his staff decided to make the move to Bachér. While the game's outcome (41-38 loss) was one that every Northwestern



Sophomore running back **Tyrell Sutton** battled numerous injuries during 2006, but still produced a 1,000-yard season and was named the Wildcats' co-Most Valuable Player, along with senior linebacker Nick Roach. Sutton was a consensus honorable mention All-Big Ten pick. He totaled 1,269 rushing and receiving yards and now has registered 3,139 total yards in just two years. He ranks 12th on NU's career all-purpose yards list.

fan has tried to forget, Bachér, with an extra year of experience under his belt, jump-started the offense and gave the team something to build upon in the final month.

Northwestern traveled to Michigan the next week and showed no signs of a team that had suffered an excruciating loss the previous week. The Wildcats fell to the second-ranked Wolverines 17-3 in Ann Arbor. The following Saturday, the Wildcats' hard work finally paid dividends as they went into Iowa's Kinnick Stadium and became just the third team in a 30-game home stretch to knock off the Hawkeyes, 21-7.

Northwestern rebounded from a home loss to top-ranked Ohio State and concluded the 2006 season on a positive note by beating its in-state rival, Illinois, 27-16, in the 100th meeting between the two schools. The victory helped the Wildcats to an eighth-place Big Ten finish (2-6), tied with Alamo Bowl-participant Iowa.

#### Media Services Contact Information:

**Office Phone:** (847) 491-7503 • **Office Fax:** (847) 491-8818

**Director/Football Contact:** Mike Wolf • (847) 467-2028 (direct office) • (847) 833-3095 (cell)

Email Address: [mwolf@northwestern.edu](mailto:mwolf@northwestern.edu)

**Asst. Director/Asst. Football Contact:** Aaron Bongle • (847) 467-3831 (direct office) • (847) 833-2596 (cell)

Email Address: [a-bongle2@northwestern.edu](mailto:a-bongle2@northwestern.edu)

## 2006 SEASON HONORS

### ERRYN COBB • SB

- Big Ten Co-Special Teams Player of the Week (Sept. 4 vs. Miami)

### MARQUICE COLE • CB

- Jim Thorpe Award Preseason Watch List (nation's top defensive back)
- *Lindy's* and *Blue Ribbon* preseason All-Big Ten (first team)
- *Athlon Sports* and *Phil Steele's* preseason All-Big Ten (second team)
- Ranked seventh-best defensive back nationally by *Lindy's*
- Honorable mention All-America selection by *nationalchamps.net*

### BRYAN HEINZ • SAF

- Ranked the 11th-best strong safety nationally by *Phil Steele's*
- *Phil Steele's* preseason All-Big Ten (second team)

### SHAUN HERBERT • WR

- Biletnikoff Award Preseason Watch List (nation's top receiver)
- Designated by *The Sporting News* as the Big Ten player with the "surest hands"
- Honorable mention All-America selection by *nationalchamps.net*

### JOEL HOWELLS • PK

- One of 11 Division I-A players named to AFCA Good Works Team@
- Big Ten Special Teams Player of the Week (Nov. 20 vs. Illinois)

### ADAM KADELA • LB

- *Phil Steele's* preseason All-Big Ten (fourth team)

### RYAN KEENAN • OL

- Designated by *The Sporting News* as the Big Ten's "quickest offensive lineman"

### TREVOR REES • C

- *Phil Steele's* and *The Sporting News* preseason All-Big Ten (first team)
- Ranked the eighth-best center nationally by *The Sporting News*
- Ranked the 11th-best center nationally by *Phil Steele's*
- *Lindy's* and *Athlon Sports* preseason All-Big Ten (second team)

### NICK ROACH • LB

- *Athlon Sports* and *Phil Steele's* preseason All-Big Ten (third team)

### TYRELL SUTTON • RB

- Big Ten Co-Offensive Player of the Week (Nov. 6 vs. Iowa)
- Maxwell Award College Player of the Year Watch List
- Walter Camp Football Foundation Player of the Year Watch List
- Doak Walker Award candidate (nation's top running back)
- *Street & Smith's* preseason All-American (third team)
- *Lindy's*, *Athlon Sports*, *Street & Smith's* and *Blue Ribbon* preseason All-Big Ten (first team)
- *Sporting News* and *Phil Steele's* preseason All-Big Ten (second team)
- Designated by *The Sporting News* as the Big Ten's "shiftest running back"

## NORTHWESTERN PLAYERS OF THE GAME

Game	Offensive	Off. Big Playmaker	Off. Practice Player
Miami (Ohio)	Mike Kafka	Terrell Jordan	Adam Crum
New Hampshire	Ryan Keenan	—	Kevin Mitchell
Eastern Michigan	Tyrell Sutton	—	Joe Mauro
Nevada	Ryan Keenan	Offensive Line & Erryn Cobb	Rob Brown
Penn State	—	Ross Lane	Mark Woodsum
Wisconsin	—	Andrew Brewer	Brendan Mitchell
Purdue	Tyrell Sutton	Shaun Herbert	Carl Fisher
Michigan State	Tyrell Sutton	C.J. Bachér	Kurt Mattes
Michigan	Adam Crum	—	Desmond Taylor
Iowa	Tyrell Sutton	Offensive Line	Stephen Simmons
Ohio State	Trevor Rees	Tyrell Sutton	Zeke Markshausen
Illinois	Tyrell Sutton	C.J. Bachér	Rob Brown
Game	Defensive	Def. Big Playmaker	Def. Practice Player
Miami (Ohio)	Nick Roach	Corey Wootton	Chris Malleo
New Hampshire	—	—	James Nussbaum
Eastern Michigan	Deante Battle	Wootton/Eaton/Ngene/McPherson	Prince Kwateng
Nevada	—	Brendan Smith	Malcolm Arrington
Penn State	Brendan Smith	Nick Roach	Dan Dixon
Wisconsin	—	Marquice Cole	Tanner Highlen
Purdue	Corey Wootton	—	Chris Malleo
Michigan State	Kevin Mims	Brendan Smith	Tim Downing
Michigan	Brendan Smith	Corey Wootton	Nate Williams
Iowa	Mark Koehn	B. Smith & R. McPherson	Tanner Highlen
Ohio State	Adam Kadela	Sherrick McManis	Chris Malleo
Illinois	Bryan Heinz	Adam Kadela	James Nussbaum
Game	Special Teams	Special Teams Practice	
Miami (Ohio)	Erryn Cobb	Rob Brown	
New Hampshire	Joel Howells	Ben Rothrauff	
Eastern Michigan	Sherrick McManis	Chaz Richart	
Nevada	Sherrick McManis	Lee Coleman	
Penn State	Sherrick McManis	Quentin Davie	
Wisconsin	Sherrick McManis	Rob Brown	
Purdue	Sherrick McManis	Mark Ison	
Michigan State	Omar Conteh	Ben Rothrauff	
Michigan	Sherrick McManis	Kevin Frymire	
Iowa	Sherrick McManis	Sidney Stewart	
Ohio State	Brendan Smith	Justan Vaughn	
Illinois	Joel Howells	Quentin Davie	

## Northwestern Head Coach

### Pat Fitzgerald

Pat Fitzgerald, a two-time national defensive player of the year for Northwestern and an assistant football coach since 2001, was named Northwestern's 29th head coach on July 7, 2006, succeeding Randy Walker, who died suddenly on June 29 at the age of 52. Fitzgerald was one of the leaders on Northwestern's two Big Ten championship teams in 1995 and 1996. The '95 squad won the Big Ten title (8-0) outright and went to the Rose Bowl, while the '96 team captured a share of the title and played in the Citrus Bowl. In 2001, after serving as an assistant coach at the University of Idaho, Walker hired Fitzgerald to coach the Wildcats' defensive secondary. In 2002, he moved to linebackers coach, and then in 2004, added recruiting coordinator to his title.



Named one of college football's top recruiters by *SI.com* recently, Fitzgerald has played an integral role in both coaching and recruiting during his return to Evanston in 2001. He mentored two-time All-Big Ten linebacker Tim McGarigle, the all-time leading tackler in NCAA history. In February of 2003, Fitzgerald was inducted into Northwestern's Athletic Hall of Fame.

He is the youngest head coach at an NCAA Division I-A or I-AA school. Fitzgerald concluded his first season at 4-8 overall and 2-6 in the Big Ten.

A native of Orland Park, Ill., and a graduate of Carl Sandburg High School, Fitzgerald resides in Evanston with his wife, Stacy, and two sons, Jack, born in November of 2004, and Ryan, born on Sept. 20, 2006. Ryan Wayne weighed in at 8.7 pounds and stood 21.5 inches.

## Youngest Division I-A Head Football Coaches

Coach	* Age	Date of Birth	School
Pat Fitzgerald	32	12/2/74	Northwestern
Bret Bielema	36	1/13/70	Wisconsin
Ron Prince	37	9/18/69	Kansas State
Al Golden	37	7/4/69	Temple
Mike Gundy	39	8/12/67	Oklahoma State
Shane Montgomery	39	3/14/67	Miami (Ohio)
Greg Schiano	40	6/1/66	Rutgers
Bronco Mendenhall	40	2/21/66	Brigham Young
Mike Shula	41	6/3/65	Alabama
Mark Snyder	42	12/30/64	Marshall

\* as of Jan. 1, 2007

## Northwestern Honors Randy Walker Throughout 2006

After naming the driveway that runs parallel with Ryan Field and the Nicolet Football Center "Walker Way" in September, Northwestern honored its former head coach on Nov. 11 at halftime of the Ohio State game. Northwestern officials renamed "Touchdown Terrace" (the roof of the building that overlooks the north end zone) as the "Randy Walker Terrace."



Several ceremonies and events honoring Walker were centered around Northwestern's first two games—the road opener at Miami (Ohio), Walker's alma mater, and the home opener vs. New Hampshire.

Throughout the season, the Wildcats remembered their former head mentor by wearing a rectangular patch on their jersey that was positioned over the heart. The patch was white with a black border, and had the word "WALK" inscribed in black.

Northwestern's coaches and staff also had "WALK" printed on their game-day gear. Two "WALK" logos were painted on Ryan Field for Northwestern's six home games.

When the Wildcats arrived approximately two-and-a-half hours before each home game, fans were invited to line "Walker Way" and "Walk with Us."

Northwestern also endowed a scholarship in Walker's name.



### Final 2006 Big Ten Conference Standings

School	Conference Games			All Games		
Ohio State	8	0	1.00	12	1	.923
Wisconsin	7	1	.875	12	1	.923
Michigan	7	1	.875	11	2	.846
Penn State	5	3	.625	9	4	.692
Purdue	5	3	.625	8	6	.571
Minnesota	3	5	.375	6	7	.462
Indiana	3	5	.375	5	7	.417
Iowa	2	6	.250	6	7	.462
<b>Northwestern</b>	<b>2</b>	<b>6</b>	<b>.250</b>	<b>4</b>	<b>8</b>	<b>.333</b>
Michigan State	1	7	.125	4	8	.333
Illinois	1	7	.125	2	10	.167

### Northwestern Captures 100th Meeting With Illinois

Northwestern and Illinois closed out the 2006 season on Nov. 18 with the 100th meeting between Illinois' two Big Ten Conference institutions—Northwestern and Illinois. Since 1945, the two teams have played for the Sweet Sioux Tomahawk Trophy. After the Wildcats' 27-16 win in the centennial meeting, Illinois now leads the overall series 51-44-5, although the Wildcats have won the last four games—Northwestern's longest series winning streak since 1947-50. The previous time that a school had won four or more successive games in the series was 1979-85 when the Fighting Illini won seven straight. Since the two teams began playing for the Sweet Sioux, Illinois holds a slim 31-27-2 series advantage.



### 2006 Captains

Northwestern named four season captains—**Erryn Cobb**, **Bryan Heinz**, **Shaun Herbert** and **Nick Roach**—who were elected by their teammates. **Demetrius Eaton** was added as a captain due to Roach's season-ending injury on Oct. 21. An honorary captain was announced each week—the special teams player of the week from the past game.

### NU Lands Three Players on All-Big Ten Team

Northwestern placed three players on this year's All-Big Ten Conference teams, with running back **Tyrell Sutton** earning consensus honorable mention honors from both the media and coaches. Redshirt freshman defensive end **Corey Wootton** and sophomore safety **Brendan Smith** both earned an honorable mention nod from one group—Wootton was honored by the media, while Smith was honored by the coaches. Senior place-kicker **Joel Howells**, one of 11 Division I-A players named to the AFCA Good Works Team and a Wuerffel Trophy Award finalist, was named Northwestern's Big Ten sportsmanship award recipient.

### Three Freshmen Pick Up Postseason Honors

Redshirt freshmen **Adam Hahn** and **Corey Wootton**, along with true freshman **Sherrick McManis** were honored with postseason laurels from separate publications. Wootton was tabbed a Scripps Football Writers Association of America (FWAA) Freshman All-American while Hahn earned second-team Freshman All-America honors from Rivals.com. Wootton and McManis were named to *The Sporting News* 2006 Big Ten All-Freshman Team.

### Two Wildcats Named to CoSIDA Academic All-District Team

Sophomores **Eric Peterman** and **Phil Brunner** were named to the *ESPN The Magazine* Academic All-District football team. Nominees must carry a 3.20 GPA and be a starter and/or a key contributor. Peterman and Brunner advanced to the national ballot, but did not receive Academic All-America honors.

### Northwestern Receives Academic Kudos Again

Northwestern was honored again by the American Football Coaches' Association (AFCA) for owning one of the nation's top graduation rates among Division I-A football programs. The 'Cats were one of five institutions to achieve a graduation rate of 90 percent or better with members of its 2000-01 freshman class earning a degree. The other four schools with a similar rate were: Boston College, Duke, Notre Dame and Southern Mississippi. SMU won the 2006 Academic Achievement Award for a 100-percent graduation rate. NU has won the award four times (1998, 2002, 2004 and 2005) since 1998, when the award was expanded to include all Division I-A conferences, including the Big Ten. In the other years that NU did not receive the award (1999, 2000, 2001 and 2003), the Wildcats earned honorable mention honors as well.

### Tough Year For Northwestern's Defensive Co-Captains

It was a rough year to be a Northwestern defensive co-captain. The Wildcats played their first 10 games without senior safety and co-captain **Bryan Heinz**, who battled ankle/foot problems throughout the year. The fifth-year senior, however, returned to action on Nov. 11 against Ohio State and recorded two tackles. In his career-ending game against Illinois, he earned the

## NATIONAL RANKINGS

### Final USA Today Coaches Poll • (Jan. 9, 2007)

1. Florida (13-1) (63 first-place votes)	1,575
<b>2. Ohio State (12-1)</b>	<b>1,435</b>
3. LSU (11-2)	1,418
4. USC (11-2)	1,345
<b>5. Wisconsin (12-1)</b>	<b>1,328</b>
6. Boise State (13-0)	1,275
7. Louisville (12-1)	1,270
8. Auburn (11-2)	1,119
<b>9. Michigan (11-2)</b>	<b>1,092</b>
10. West Virginia (11-2)	1,012
11. Oklahoma (11-3)	849
12. Rutgers (11-2)	841
13. Texas (10-3)	791
14. California (10-3)	716
15. Brigham Young (11-2)	615
16. Arkansas (10-4)	592
17. Wake Forest (11-3)	535
18. Virginia Tech (10-3)	494
19. Notre Dame (10-3)	485
20. Boston College (10-3)	388
21. TCU (11-2)	339
22. Oregon State (10-4)	206
23. Tennessee (9-4)	202
24. Hawaii (11-3)	152
<b>25. Penn State (9-4)</b>	<b>142</b>

**OTHERS RECEIVING VOTES:** Georgia 133, Nebraska 43, Texas A&M 29, Georgia Tech 19, South Carolina 17, Houston 8, Maryland 7, Texas Tech 2, Kentucky 1.

### Final Associated Press Poll • (Jan. 9, 2007)

1. Florida (13-1) (64 first-place votes)	1,624
<b>2. Ohio State (12-1)</b>	<b>1,492</b>
3. LSU (11-2)	1,452
4. USC (11-2)	1,389
5. Boise State (13-0) (1)	1,383
6. Louisville (12-1)	1,338
<b>7. Wisconsin (12-1)</b>	<b>1,288</b>
<b>8. Michigan (11-2)</b>	<b>1,145</b>
9. Auburn (11-2)	1,112
10. West Virginia (11-2)	1,035
11. Oklahoma (11-3)	933
12. Rutgers (11-2)	884
13. Texas (10-3)	772
14. California (10-3)	697
15. Arkansas (10-4)	677
16. Brigham Young (11-2)	673
17. Notre Dame (10-3)	553
18. Wake Forest (11-3)	551
19. Virginia Tech (10-3)	407
20. Boston College (10-3)	353
21. Oregon State (10-4)	291
22. TCU (11-2)	279
23. Georgia (9-4)	204
<b>24. Penn State (9-4)</b>	<b>183</b>
25. Tennessee (9-4)	181

**OTHERS RECEIVING VOTES:** Hawaii 110, Nebraska 58, Maryland 24, South Florida 17, Texas A&M 10, Georgia Tech 8, San Jose State 1, Kentucky 1.

**NU opponents in bold**

team's defensive player of the game honors. He led NU with four solo tackles, which included a sack and another TFL. Against Michigan State, Northwestern suffered a huge loss when linebacker and co-captain **Nick Roach** broke his lower right leg during a punt—a play that was actually nullified due to a roughing the kicker penalty. Roach was the "heart and soul" of NU's defense and the team leader in tackles (62) through eight games. He closed his career with 241 tackles and 16 TFL's.

## CAREER STATS UPDATE

### CAREER RECEPTIONS

1. D'Wayne Bates, 1995-98	210
2. Richard Buchanan, 1987-90	197
3. Kunle Patrick, 2000-03	171
4. <b>Shaun Herbert, 2003-06</b>	<b>168</b>
5. Mark Philmore, 2002-05	163
6. Lee Gissendaner, 1990-93	156
7. Jon Schweighardt, 1999-2002	147
8. Ricky Edwards, 1980-83	140
9. Brian Musso, 1994-97	132
10. Scott Yelvington, 1973-76	122

### CAREER RECEIVING YARDAGE

1. D'Wayne Bates, 1995-98	3,370
2. Richard Buchanan, 1987-90	2,474
3. <b>Shaun Herbert, 2003-06</b>	<b>1,926</b>
4. Lee Gissendaner, 1990-93	1,878
5. Kunle Patrick, 2000-03	1,873
6. Mark Philmore, 2002-05	1,768
7. Scott Yelvington, 1973-76	1,762
8. Brian Musso, 1994-97	1,709
9. Sam Simmons, 1998-2001	1,698
10. Jon Schweighardt, 1999-2002	1,670

### CAREER RUSHING YARDAGE

1. Damien Anderson, 1998-2001	4,485
2. Darnell Autry, 1994-96	3,793
3. Bob Christian, 1987-90	2,643
4. Jason Wright, 2000-03	2,625
5. Noah Herron, 2001-04	2,524
6. <b>Tyrell Sutton, 2005-present</b>	<b>2,474</b>
7. Greg Boykin, 1972-76	2,465
8. Mike Adamle, 1968-70	2,015
9. Stanley Davenport, 1984-87	1,946
10. Byron Sanders, 1987-88	1,840

### CAREER RUSHING TOUCHDOWNS

1. Damien Anderson, 1998-2001	38
2. Darnell Autry, 1994-96	35
3. Jason Wright, 2000-03	32
4. Noah Herron, 2001-04	26
5. Zak Kustok, 1999-2001	22
6. <b>Tyrell Sutton, 2005-present</b>	<b>21</b>
7. Ron Burton, 1957-59	21
8. Bob Christian, 1987-90	20
9. Brett Basanez, 2002-05	18
10. Greg Boykin, 1972-73, '75-76	18

### CAREER INTERCEPTIONS


1. Brett Whitley, 1984-87	15
2. Tom Worthington, 1946-49	14
3. Malcolm Hunter, 1974-77	11
4. Harold Blackmon, 1997-2000	10
5. Eric Hutchinson, 1969-71	10
6. Willie Lindsey, 1989-92	9
7. Bobby Anderson, 1979-82	8
8. Dick McCauley, 1962-64	8
9. <b>Marquice Cole, 2002-06</b>	<b>7</b>
10. Bryan Heinz, 2003-06	7
11. Marvin Ward, 2001-04	7
12. Raheem Covington, 1999-2002	7
13. Walter Jones, 1950-52	7
14. Dale Pienta, 1954-56	7

### CAREER FIELD GOALS MADE

1. Brian Gowins, 1995-98	58
2. John Duvic, 1983-86	46
3. Ira Adler, 1987-90	39
4. Sam Valenzisi, 1992-95	39
5. Tim Long, 1998-2000	25
6. <b>Joel Howells, 2003-06</b>	<b>23</b>
7. David Wasielewski, 2001-02	17
8. Bill Planisek, 1969-71	15

## Northwestern Salutes 13 Seniors in Season Finale

Northwestern honored 13 members of its senior class prior to kickoff of the Nov. 18 game vs. Illinois. The 13 seniors are: **Campbell Black, Erryn Cobb, Marquice Cole, Cory Dioux, Demetrius Eaton, Bryan Heinz, Shaun Herbert, Joel Howells, Terrell Jordan, Ryan Keenan, Slade Larscheid, Nick Roach and Joe Tripodi.** Six other players, who are seniors academically with a year of eligibility remaining, will graduate later this year but not play a fifth season. Those six student-athletes are: **Frayne Abernathy, Warren Anderson, Ryan Black, Sam Cheatham, Austin Matthews and Fred McConnell.**



## Tyrell Sutton is 2-for-2 in 1,000-Yard Seasons

After turning in, perhaps, the most impressive freshman season ever by a Northwestern football player, sophomore **Tyrell Sutton** overcame a number of nagging injuries to record another 1,000-yard rushing campaign in 2006. With 110 yards in the finale vs. Illinois, Sutton followed up his freshman All-America season with an even 1,000 rushing yards and 261 receiving yards. He now has 2,474 career rushing yards, which ranks sixth on NU's all-time list. He is 170 yards shy of third place. Sutton also ranks 12th on NU's all-purpose yardage list with 3,139 yards.

Sutton totaled nearly 2,000 rushing and receiving yards his rookie year. After earning consensus Big Ten Freshman of the Year honors in 2005, and being named the Offensive Freshman of the Year by *The Sporting News* and a first-team Freshman All-American, Sutton was tabbed a player to watch by the Maxwell Award (top college player). He also was one of 35 players named to the Walter Camp Foundation Player of the Year Award watch list. Sutton was a Doak Walker candidate, an award that honors the nation's top running back.

Through 24 career games, Sutton is averaging 5.6 yards per carry and 103.1 rushing yards per outing. Sutton scored seven TD's in 2006—five rushing and two receiving—giving him 25 for his career. Sutton has 84 career receptions for 657 yards (7.8 ypc) and four TD's. He


### Sutton's Top Five Rushing Games

1. Wisconsin	244 (2005)
2. N. Illinois	214 (2005)
3. at Illinois	212 (2005)
4. Michigan St.	172 (2006)
5. at Iowa	168 (2006)

## 'Cats' "O" Started To Purrr Behind QB C.J. Bachér

Better offensive line play along with the insertion of redshirt sophomore **C.J. Bachér** into the lineup gave the Wildcat offense a much-needed boost during the 2006 season. After 40 consecutive quarterback starts by all-time passing leader Brett Basanez, Bachér, **Mike Kafka** and **Andrew Brewer** battled for the job in the off-season. Bachér, however, never figured into the preseason competition as a stress fracture in his leg kept him out of action for numerous weeks. Kafka started the first four games of the 2006 season. However, in the second half of Nevada game, Kafka injured his leg. Brewer started the first three Big Ten games at QB and completed 37-of-74 passes for 344 yards, while running for 190 yards. Kafka, in four starts, completed 51-of-88 passes for 477 yards and a TD, while running for 275 yards (6.1 ypc) and a couple TD's.

Bachér made his first collegiate start against Michigan State on Oct. 21 and directed NU to a season-high 38 points while throwing for 245 yards and three touchdowns. In his five games as the starting QB, NU's offense averaged 347.0 ypg. NU was averaging 285.0 yards after its first seven games. Bachér passed for 200-plus yards in all five games, and threw six touchdown passes.



## Shaun Herbert Closes Out Stellar Career

While Brett Basanez and Tyrell Sutton stole all the offensive headlines in 2005, wide receiver **Shaun Herbert** quietly put together one of the most impressive receiving seasons in school history. He caught 79 passes—fourth most in an NU season—for 862 yards and six TD's. Herbert, one of 50 players on the 2006 Biletnikoff Award Watch List, could not duplicate the same numbers in his senior season with the Bears' youth and inexperience at quarterback. Still, the durable and reliable Herbert led NU in receiving and etched his name atop the Wildcats' all-time lists for receptions and receiving yardage. He finished the regular season with the nation's eighth-longest consecutive reception streak (36 games). Herbert closes his career in fourth place on NU's receptions list (168) and third on the receiving yardage list (1,926). He closed his senior season by catching 23 passes for 276 yards and two TD's in his last five games. Herbert totaled 47 catches for 494 yards this year.

## Ryan Keenan Plays in Annual Hula Bowl All-Star Game

Offensive lineman **Ryan Keenan** competed in the 2007 Hula Bowl, the postseason all-star contest that was played Sunday, Jan. 14 at Aloha Stadium in Honolulu. The game was televised by ESPN. Keenan started all 12 games at right tackle in 2006 after starting at offensive guard the entire 2005 season. He was moved to the tackle position at the start of the 2006 preseason camp. Keenan was Northwestern's off-season strength and conditioning champion.

Keenan follows 2005 Wildcat standout Mark Philmore, who competed in the 2006 Hula Bowl, and was one of only three Big Ten players on the Kai (West) Team.

## Corey Wootton Made His Presence Felt on Young Defensive Line

Northwestern, which lost a pair of defensive tackles (Luis Castillo, Barry Cofield) to the NFL the past two years and had another NFL-type player transfer (Loren Howard), faced a rebuilding situation with its frontline in 2006. Leading the charge up front was redshirt freshman **Corey Wootton**, a FWA Freshman All-American. Wootton ranked seventh on Northwestern's tackle chart with 51 hits (the most by a defensive lineman) and was the team leader in TFL's (9.0) and sacks (4.5). He also was tied for second in interceptions, having recorded picks against New Hampshire and Purdue this year. Wootton was the first NU player since Hudhaifa Ismaeli (in 1995) to accomplish every major defensive statistic at least once in 2006.

## Smith Leads Defensive Secondary In Tackles, Interceptions

Northwestern's **Brendan Smith**, one of three NU players to earn All-Big Ten honors, notched his team-best third interception at Iowa on Nov. 4, thwarting a potential scoring drive when he picked off Drew Tate on the goal line. He also finished second on NU's tackle list with 68 hits. Senior **Marquice Cole**, who bounced back from a mid-season hamstring injury, moved into a six-way tie for ninth place on the Wildcats' career interception list after notching his seventh career pick against Michigan State. In 2005, Cole, a member of the 2006 Thorpe Award preseason watch list, led NU with five interceptions.

## Team Award Recipients

For the second time in three years, Northwestern announced at its annual NGN Football Banquet that its Most Valuable Player honor would be shared by a pair of players: **Tyrell Sutton** and **Nick Roach**. Sutton led the Wildcat offense in 2006, while Roach was the team's leading tackler prior to his career-ending injury vs. Michigan State. Picking up the NGN Defensive Newcomer of the Year Award was redshirt freshman **Corey Wootton**, while the NGN Offensive Newcomer of the Year was replaced with a NGN Special Teams Newcomer of the Year honor. That award went to true freshman **Sherrick McManis**.

Other awards handed out at the season-ending banquet included: the Rashidi Wheeler Award (given to a player that best represents the spirit and enthusiasm of Wheeler): **Terrell Jordan**; the George W. Ballantine Award (given for enthusiasm and leadership): **Erryn Cobb**; the Thomas Airth Spirit Award: **Demetrius Eaton**; the Carnig Minasian Citizenship Award: **Joel Howells**; the newly named Randy Walker Wildcat Warrior Awards (for work ethic, toughness and attitude of a warrior): **Joe Tripodi** and **Ryan Keenan**; and the Marcel Price Award (given to a player who best exemplifies the enthusiasm and dedication to the Wildcat program and is symbolic of Price's desire): **Shaun Herbert**.

## The "Start Chart"

At the start of the 2006 season, Northwestern had 27 players with starting experience. At the beginning of the 2005 season, the Wildcats had 16 players with starting experience. Here is a look at NU's current "start chart."

### Career Starts (Notes)

Herbert—33  
Rees—33 (missed entire 2005 season to academic susp.)  
Roach—32 (career-ending injury against MSU on Oct. 21)  
Keenan—26  
Kadela—26 (missed last nine games of 2004 with injury)  
Cole—25  
Tripodi—24  
Sutton—23  
Thiry—22  
Battle—19  
Mims—18  
Gill—18  
Heinz—18 (missed '05 reg. season; first 10 games of '06)  
B. Smith—16  
K. Thompson—15  
McPherson—15  
Wootton—14  
Cobb—14  
Eaton—14  
Lane—13

### Career Starts (Notes)

Matthews—10  
Belding—10  
Hahn—10  
Ngene—8  
Koehn—6  
Bachér—5  
Kafka—4  
McManis—4  
Crum—4  
Simpson—4  
Cheatham—3  
Dinard—3  
Brewer—3  
Dious—2  
Jordan—2 (sat out entire 2005 season with injury)  
Jones—2  
Ward—2  
Taylor—1  
Abernathy—1  
Roberson—1

## MEDIA INFORMATION

The following was helpful media information to cover the Northwestern Wildcats in 2006:

### WEEKLY MEDIA LUNCHEONS

Coach Fitzgerald held weekly media briefings each Monday during the regular season in the Nicolet Football Center. The news conference began with lunch at 11:30 a.m. and Fitzgerald made comments and answered questions at noon. Selected players were on hand to meet with the press at approximately 12:30 p.m., class schedules permitting. Fitzgerald's comments were transcribed and available from NU's Media Services Office.

### BIG TEN WEEKLY TELECONFERENCE

Coach Fitzgerald took part in the Big Ten Conference's Coaches Teleconference each Tuesday throughout the regular season. All 11 head coaches were available to answer questions for 10 minutes. Fitzgerald's segment was slated from 12:30 to 12:40 p.m. (Central Time). Media members wishing to participate called the Big Ten office for the call-in phone number (847-696-1010). Playback of the teleconference was available for 24 hours following the completion of the original format.

### BIG TEN FOOTBALL MEDIA CENTER

The Big Ten Conference launched a single site for media to access information on every Big Ten football program. The Big Ten football media center included downloadable PDFs of media guides, weekly releases, statistics, player of the week selections, etc. The site was accessed through [www.bigten.org](http://www.bigten.org).

### COACH/PLAYER AVAILABILITY DURING WEEK

Coaches and players were available at approximately 6:15 p.m. (after practice) on Tuesdays and Wednesdays each week. Depending on class schedules, players also were available from 1 to 2 p.m. on those two days. No player interviews were granted on Sunday, Thursday or Friday. Depending on his schedule, Coach Fitzgerald also was available during the late-morning hours on Tuesday and Wednesday.

### NUSPORTS.COM

The official web site of Northwestern Athletics was [NUsports.com](http://NUsports.com). Updated daily, the site included NU's football releases and game notes (in PDF version), as well as other football-related items: up-to-date roster, schedule, game times, etc. Links to all of the other 18 Wildcat varsity sports teams are included.

### NGN LUNCHEONS

Coach Fitzgerald, selected players and Wildcat fans met at Harry Caray's Restaurant or on-campus the Friday before most home football games. The festivities began with a reception at 11:30 a.m. and the luncheon started at noon. In lieu of a Friday luncheon prior to the Illinois game, the NGN held its annual season-ending banquet on Nov. 19 at The Hotel Orrington.

## NCAA & BIG TEN STATISTICS

2006 Team Stats	Figure	Big Ten	NCAA
Rushing Offense	142.1	.8th	.52nd
Passing Offense	169.0	.10th	.93rd
Total Offense	311.1	.11th	.92nd
Scoring Offense	16.5	.11th	.106th
Passing Efficiency	105.6 rating	.10th	.101st
Rushing Defense	158.3	.9th	.93rd
Pass Defense	204.2	.5th	.61st
Total Defense	362.5	.7th	.85th
Scoring Defense	26.2	.7th	.88th
Net Punting	30.9	.10th	.109th
Punt Returns	7.5	.8th	.82nd
Kickoff Returns	18.0	.9th	.99th
Turnover Margin	-0.58	.9th	.97th
Pass Effic. Defense	129.1 rating	.7th	.69th
Sacks	1.92	.6th	.72nd
Sacks Allowed	2.17	.7th	.73rd

2006 Individual Statistics	Figure	Big Ten/NCAA
Tyrell Sutton (rushing)	83.3	.6th/35th
Tyrell Sutton (all-purpose avg.)	105.8	.9th/57th
Tyrell Sutton (total offense)	83.3	.16th/—
Shaun Herbert (rec. per game)	3.9	.12th/—
Sherrick McManis (kickoff returns)	21.0	.7th/68th
Slade Larscheid (punting)	37.2	.9th/96th
Joel Howells (field goals)	0.7	.8th/85th
Adam Kadela (tackles)	6.7	.14th/—
Corey Wootton (tackles for loss)	0.75	.18th/—
Corey Wootton (interceptions)	0.17	.17th/—
Marquice Cole (interceptions)	0.18	.15th/—
Brendan Smith (interceptions)	0.25	.7th/—
Corey Wootton (sacks)	0.38	.18th/—

For complete Big Ten and NCAA statistics, visit [www.bigten.org](http://www.bigten.org) and [www.ncaa.org/stats/](http://www.ncaa.org/stats/)

## NU's 21st-Century Offense

Since 2000, when the Wildcats went to their spread attack on offense, Northwestern has posted some solid numbers—by far the most impressive six-plus-year stretch of offense in school history. Although the 'Cats had growing pains with their offense in 2006, the numbers since 2000 are still impressive. In their last 84 games, the Wildcats are averaging 412.9 yards of total offense, 25.9 points per game, 188.1 rushing yards per game and 224.3 passing yards per game.

The following are the single-game and single-season highs for those categories with this attack. NU records are indicated with an asterisk.

Category	Single-Game Best	Season Best
Total Offense	.674 vs. Wisconsin, 2005 *	6,004, 2005 *
Points	.61 vs. Illinois, 2000 *	36.8 ppg, 2000 *
Rushing	.444 vs. Illinois, 2003	3,062, 2000 *
Passing	.513 vs. TCU, 2004 *	3,681, 2005 *

## School-Record 16 Players Named Academic All-Big Ten

For the first time since the Big Ten Conference began recognizing Academic All-Big Ten selections in 1954, Northwestern has placed a school-record 16 players on this year's Academic All-Big Ten squad. The honorees, who sport a 3.0 or higher cumulative GPA and earned a varsity letter, are: **Frayne Abernathy, C.J. Bachér, Andrew Brewer, Phil Brunner, Mike Dinard, Adam Hahn, Bryan Heinz, Shaun Herbert, Joel Howells, Ryan Keenan, Slade Larscheid, Eric Peterman, Nick Roach, Ben Rothrauff, Desmond Taylor and Mark Woodsum.**

## Sherrick McManis Sparked NU on Special Teams and Defense

Freshman **Sherrick McManis** was the Wildcats' special teams spark plug in 2006, averaging 21.0 yards per kickoff return, but also making big plays on NU's punt and kickoff teams. He has six kickoff returns for 30 or more yards. Nicknamed "Batman" by the NU coaches because he always seems to be around the ball and making plays, McManis earned his first career start against Purdue as NU's nickel back. He also started the past three games, in place of **Marquice Cole**, who was slowed with a hamstring injury.

## 'Cat Tails

- While **Joel Howells** had few field goal opportunities this season, he excelled with NU's kickoff game this year. Howells averaged 60.0 yards per kickoff, with 14 of his 45 kicks being downed for touchbacks. NU ranked first or second much of the season in Big Ten kickoff coverage.
- Northwestern had four true freshmen play in the season-opening game at Miami, and then a fifth, **Brendan Mitchell**, made his debut against New Hampshire. The four players who debuted against Miami were cornerback/returner **Sherrick McManis**, defensive linemen **Marshall Thomas** and **Corbin Bryant** and safety **Brad Phillips**. NU, however, lost Bryant for the season with a broken leg and he could gain a medical hardship for the season.
- The Sun Bowl organization honored former coach Randy Walker at the 2006 Brut Sun Bowl by placing the initials "RW" on its game field with a purple, black and white ribbon.

## 2006 Wildcat Scoreboard

The Record: 4-8 (2-6 Big Ten; 2-4 Home; 2-4 Away) • All listed times are Central

Date	Opponent (TV)	Site, Location	Time	Result/Game Notes
8/31	Miami (Ohio) (ESPN)	Yager Stadium, Oxford, Ohio	6:30 p.m.	W, 21-3 / Outrush Miami 193 to 72 yards; Kafka 13-17, 106 yds., 1 TD, 89 rush yds.; Sutton/Jordan 1 TD
9/9	New Hampshire	Ryan Field, Evanston, Ill.	1 p.m.	L, 17-34 / NU commits three turnovers; Sutton 99 rush yards, 1 TD, 35 rec. yards; Jordan 48 yards, 1 TD
9/16	Eastern Michigan	Ryan Field, Evanston, Ill.	1 p.m.	W, 14-6 / NU holds EMU to five first downs, 47 passing yards and 134 total yards; Kafka, Brewer 1 TD each
9/22	Nevada (ESPN2)	Mackay Stadium, Reno, Nev.	7 p.m.	L, 21-31 / Kafka 111 rushing yds, 1 TD; Sutton and Jordan, 1 TD each; NU defense records 4 sacks
9/30	Penn State (ABC)	Beaver Stadium, University Park, Pa.	2:30 p.m.	L, 7-33 / Brewer makes first career start at QB: 41 rushing yds., 14-of-30, 157 yds., 1 INT; Sutton 40 yds.
10/7	Wisconsin (ESPN360)	Camp Randall Stadium, Madison, Wis.	11 a.m.	L, 9-41 / Brewer 80 rushing yards, 1 TD; 10-24 passing, 94 yds.; NU forces three TO's (Cole 1 FR, 1 INT)
10/14	Purdue (ESPN Plus)	Ryan Field, Evanston, Ill.	11 a.m.	L, 10-31 / Sutton 82 rushing yards on 10 carries; Wootton second interception of year; Howells 43 FG
10/21	Michigan State (ESPN Plus) (HC)	Ryan Field, Evanston, Ill.	11 a.m.	L, 38-41 / Sutton 172 rushing yards, 20 rec. yards; Bachér 15-of-29, 245 yards, 3 TD's, 2 INT's
10/28	Michigan (ESPN)	Michigan Stadium, Ann Arbor, Mich.	11 a.m.	L, 3-17 / Bachér 20-of-41, 204 yards, 2 INT's; Sutton 6 rec. for 55 yards; NU holds UM to 318 yds.
11/4	Iowa (ESPN Plus)	Kinnick Stadium, Iowa City, Iowa	11 a.m.	W, 21-7 / Sutton 168 rushing yards, 203 total yards, 1 TD; NU 443 yards; Bachér 19-of-29, 218 yds., TD
11/11	Ohio State (ABC)	Ryan Field, Evanston, Ill.	2:30 p.m.	L, 10-54 / Sutton 132 all-purpose yards (game-high 75 receiving yds., 1 TD); McManis 1st career INT
11/18	Illinois (ESPN360)	Ryan Field, Evanston, Ill.	Noon	W, 27-16 / NU wins fourth straight game vs. Illinois; Sutton 110 rushing yards, 1 TD, 5 receptions

# NORTHWESTERN DEPTH CHART (2006 Season-Ending)

## Specialists

### Place-kicker

93—Joel Howells (6-4, 225, Sr.)  
96—Amado Villarreal (5-10, 175, So.)

### Punter

15—Slade Larscheid (6-1, 210, Sr.)  
97—Kyle Daley (6-0, 195, So.) **OR**  
96—Amado Villarreal (5-10, 175, So.)

### Kickoff

93—Joel Howells (6-4, 225, Sr.)  
96—Amado Villarreal (5-10, 175, So.)

### Long Snapper

86—Phil Brunner (6-2, 225, So.)  
70—John Gill (6-3, 300, So.)

### Holder

15—Slade Larscheid (6-1, 210, Sr.)  
3—Shaun Herbert (6-1, 200, Sr.)

### Kick Returner

24—Sherrick McManis (6-0, 180, Fr.)  
29—Omar Conteh (6-0, 210, So.)

### Punt Returner

39—Brendan Smith (6-0, 210, So.)  
20—Marquice Cole (5-10, 195, Sr.)

## OFFENSE

### O

#### Running Back

19—Tyrell Sutton  
(5-9, 190, So.)  
26—Terrell Jordan  
(5-10, 205, Sr.)  
11—Brandon Roberson  
(5-9, 200, Jr.)

### O

#### Quarterback

18—C.J. Bachér  
(6-2, 200, So.)  
13—Mike Kafka  
(6-3, 210, R-Fr.)  
12—Andrew Brewer  
(6-3, 215, R-Fr.)

### O

#### H—Wide Receiver

10—Eric Peterman  
(6-1, 200, So.)  
32—Sam Cheatham  
(5-10, 200, Jr.)

### O

#### Z—Wide Receiver

9—Ross Lane  
(6-3, 190, So.)  
87—Tonjua Jones  
(6-2, 185, Jr.)

### O

#### X—Wide Receiver

3—Shaun Herbert  
(6-1, 200, Sr.)  
8—Rasheed Ward  
(5-11, 175, So.)

### O

#### Right Tackle

56—Ryan Keenan  
(6-5, 295, Sr.)  
78—Kurt Mattes  
(6-6, 295, R-Fr.)

### O

#### Right Guard

77—Adam Crum  
(6-1, 300, Jr.)  
52—Joel Belding  
(6-3, 305, So.)

### O

#### Center

50—Trevor Rees  
(6-2, 295, Jr.)  
77—Adam Crum  
(6-1, 300, Jr.)

### O

#### Left Guard

51—Joe Tripodi  
(6-3, 305, Sr.)  
59—Alex Rucks  
(6-4, 310, So.)

### O

#### Left Tackle

74—Dylan Thiry  
(6-8, 320, Jr.)  
76—Desmond Taylor  
(6-3, 280, R-Fr.)

### O

#### Super Back (TE/FB)

44—Erryn Cobb  
(6-1, 250, Sr.)  
90—Mark Woodsum  
(6-0, 240, R-Fr.)

### X

#### Defensive End

95—Kevin Mims  
(6-3, 280, So.)  
72—David Ngene  
(6-3, 265, Jr.)

### X

#### Defensive Tackle

79—Adam Hahn  
(6-4, 295, R-Fr.)  
69—Marshall Thomas  
(6-3, 265, Fr.)

### X

#### Defensive Tackle

70—John Gill  
(6-3, 300, So.)  
92—Keegan Kennedy  
(6-2, 290, So.)

### X

#### Defensive End

99—Corey Wootton  
(6-7, 275, R-Fr.)  
91—Mark Koehn  
(6-3, 270, Jr.)

### X

#### Left Cornerback

24—Sherrick McManis  
(6-0, 180, Fr.)  
20—Marquice Cole  
(5-10, 195, Sr.)

### X

#### Outside Linebacker (Will)

40—Eddie Simpson  
(6-1, 230, Jr.)  
54—Chris Malleo  
(6-2, 245, Jr.)

### X

#### Middle Linebacker

43—Adam Kadela  
(6-3, 245, Jr.)  
31—Mike Dinard  
(6-2, 235, So.)

### X

#### Outside Linebacker (Sam)

42—Demetrius Eaton  
(6-2, 250, Sr.)  
37—Campbell Black  
(6-3, 225, Sr.)

### X

#### Right Cornerback

22—Deante Battle  
(5-10, 180, Jr.)  
6—Cory Dious  
(5-9, 170, Sr.)

### X

#### Free Safety

27—Reggie McPherson  
(6-1, 195, Jr.)  
21—Bryan Heinz  
(6-2, 215, Sr.)

### X

#### Strong Safety

39—Brendan Smith  
(6-0, 210, So.)  
17—Brad Phillips  
(6-4, 210, Fr.)

## DEFENSE



## Northwestern Game Notes • 2006 Player Biographies

### #49 • Frayne Abernathy • SB • North Augusta, S.C.

Academic All-Big Ten selection ... Missed first three games of season with an injury ... Played special teams for five games before injuring his hamstring ... Sat out the final four (Michigan, Iowa, Ohio State and Illinois) games.

### #46 • Malcolm Arrington • LB • Rochester Hills, Mich.

True sophomore who primarily played special teams and some reserve linebacker ... Played a bigger role with the loss of Nick Roach ... Notched one solo tackle at Miami ... Two solo tackles at Penn State ... Two tackles vs. Wisconsin ... One tackle at Michigan ... Credited with two tackles at Iowa ... Two solo hits vs. Ohio State.

### #18 • C.J. Bachér • QB • Sacramento, Calif.

Academic All-Big Ten selection ... Entered preseason camp as one of three quarterbacks vying for the starting job ... An injury to his leg (stress fracture) during the preseason slowed his progress ... Medically cleared on Sept. 25 ... Made season's first appearance late in the game against Purdue: completed 2-of-4 passes for 24 yards and ran for 10 yards on four carries ... Was named the starter for the Michigan State game one day prior to kickoff (Oct. 20) ... Making his first collegiate start against MSU, responded with three touchdown passes on 15-of-29 passing for 245 yards ... Started the game 15-of-22 for 245 yards, three TD's and no INT's ... In the game's final 17 minutes, was 0-of-7 with two interceptions ... Threw three passes of 30 or more yards: 30, 47 and 52 yards ... Despite the rough finish, still had a pass efficiency rating of better than 140.0 for the game ... Versus Michigan, went 20-of-41 for 204 yards and two interceptions ... Completed 19-of-29 passes (65.5 percent) for 218 yards, a TD and two interceptions in win at Iowa ... Went 17-of-28 for 212 yards, a TD and two interceptions vs. Ohio State ... Closed the season vs. Illinois with perhaps his best effort: 22-of-30 passing (73.3 percent) for a season-best 269 yards and 1 TD ... Threw for 200-plus yards in all five starts.

### #22 • Deante Battle • CB • Fayetteville, Ga.

Enjoyed one of the best preseason camps of any NU player ... Starting cornerback ... Registered two tackles and a pass breakup at Miami ... Notched five solo tackles vs. New Hampshire ... Turned in his season's top performance against Eastern Michigan: five tackles, two pass deflections and a 31-yard interception return that sealed NU's win ... Was responsible for six third-down stops vs. EMU ... Seven solo tackles, including a TFL, and a pass deflection at Nevada ... Seven tackles (five solos) at Penn State ... Six tackles at Wisconsin ... Season-high 10 tackles (career-best nine solo hits), which included a career-best 3 TFLs (one of them a sack), and a forced fumble vs. Purdue ... Five tackles, as well as a forced fumble, vs. Michigan State ... Four tackles at Michigan ... Equaled his season-high with 10 tackles (three solos), as well as a TFL and QB hurry at Iowa ... Credited with four tackles, a forced fumble and a pass breakup vs. Ohio State ... Two solo tackles vs. Illinois ... Finished third on NU's tackle charts with 67 hits and second on team with 5 TFL's.

### #52 • Joel Belding • OL • Seville, Ohio

Started at right offensive guard seven times ... Missed the Purdue game following the death of his father earlier in the week (Oct. 9) ... Returned the following week and started against Michigan State.

### #37 • Campbell Black • LB • Oklahoma City, Okla.

Played special teams and a reserve outside linebacker position ... One tackle vs. PSU ... Credited with a forced fumble, as well as two solo tackles, at Wisconsin ... One tackle vs. Purdue ... One tackle and a pass breakup at Iowa.

### #12 • Andrew Brewer • QB/WR • Tulsa, Okla.

Academic All-Big Ten selection ... Redshirt freshman ... Began the year at quarterback, but played some wide receiver/slot positions once C.J. Bachér moved into the starting QB role ... His first career reception was a 48-yarder on NU's opening TD drive at Iowa ... Played some backfield snaps against Illinois and totaled 13 rushing yards, which included a 2-yard TD run on the 'Cats' first TD drive ... Made his first career QB start at Penn State ... Played the entire game, completing 14-of-30 passes for 157 yards and an interception against the Nittany Lions ... Ran for a team-best 41 yards, despite being sacked three times ... Named NU's Chevrolet Player of the Game for ABC ... Made second career start at Wisconsin, where he totaled 174 total yards (94 passing, team- and career-best 80 rushing) ... Completed 10-of-24 passes with an interception ... Versus Purdue, was 7-of-11 for 59 yards with an interception ... Had 30 rushing yards (on 20 carries) against the Boilers ... Made first career appearance on final series of the season-opening game at Miami ... Saw his first significant action at QB in the second half of Eastern Michigan game ... Ran for 26 yards (1.7 ypc) and his first collegiate TD (1-yard run), and completed 6-of-8 passes for 34 yards vs. EMU ... Played one snap against Nevada and had a carry for 7 yards ... Appeared in NU's final drive at Michigan, rushing for 6 yards and throwing one interception.

### #86 • Phil Brunner • LS • South Milwaukee, Wis.

Academic All-Big Ten selection ... Team's long-snapper for punts and PAT/field goals ... *ESPN The Magazine* Academic All-District first-team selection.

### #89 • Corbin Bryant • DE • Chicago, Ill.

Reserve defensive end ... True freshman who played his first snaps at Miami (Ohio) ... One assisted tackle vs. New Hampshire ... Suffered a broken leg in practice (Sept. 12) and missed the remainder of the season and has applied for a medical hardship year.

### #32 • Sam Cheatham • WR • San Leandro, Calif.

Starting wide receiver ... Fourth-year junior ... Totaled three catches for 34 yards vs. New Hampshire ... One reception for 9 yards vs. Eastern Michigan ... Closed season with two receptions for 29 yards vs. Illinois ... Nine career receptions.

### #44 • Erryn Cobb • SB • Woodridge, Ill.

One of four team captains ... Recipient of team's George W. Ballantine Award (given for enthusiasm and leadership) ... Starting superback (tight end/fullback) ... Delivered one of his career's top plays in season-opener at Miami (Ohio)—blocked a punt, recovered the ball and scored a TD to give the Wildcats a 7-0 lead ... That play helped him earn Big Ten Co-Special Teams Player of the Week honors ... Came back the next week vs. New Hampshire and blocked a second punt in NU's second game ... Became first NU player in 39 years to block two punts in a single season ... Notched his first carry of the year, a 3-yard rush for a first down against Nevada ... Caught a 26-yard pass against Ohio State before leaving the game with an injured ankle ... Returned to play the next week in career finale vs. Illinois.

### #20 • Marquice Cole • CB • Hazel Crest, Ill.

Named to Jim Thorpe Award (top defensive back) preseason Watch List (one of 33 players) ... Named to numerous preseason All-Big Ten teams ... Sat out the 2004 season with an ankle injury ... Missed the Michigan game with a sore hamstring ... Had arguably his best game of the year at Wisconsin, tallying a career-high 9 tackles (career-best 7 solos) to go along with his fumble recovery and his sixth career interception ... Recorded a career-high 10 solo tackles vs. Purdue ... Notched his second pass sack of the year vs. the Boilermakers ... Snared his second interception of the season (and seventh of career) against Michigan State ... That pick (41-yard return) led to NU's final TD of the game and a 38-3 lead ... Finished with three tackles vs. the Spartans ... Totaled three tackles (two solos), which included a 1-yard TFL, and a pair of pass deflections at Miami (Ohio) ... Had a solo tackle vs. New Hampshire and Eastern Michigan ... Four tackles (three solos) at Nevada ... Five tackles and a pass breakup vs. Penn State ... Saw limited action at Iowa (hamstring), recording one solo tackle ... Four tackles vs. Ohio State ... Three solo tackles, and a pass breakup—which prevented a touchdown, vs. Illinois.

### #29 • Omar Conteh • RB • Cypress, Texas

True sophomore playing primarily special teams ... Earned his season's first two carries (11 yards) at Wisconsin ... Named team's special teams player of the week vs. MSU.

### #31 • Mike Dinard • LB • Parma, Ohio

Academic All-Big Ten selection ... Team's primary fourth linebacker when employing a defensive set with four 'backers ... Started first three games ... Notched four tackles at Miami (Ohio) ... Credited with a solo tackle and a pass breakup vs. New Hampshire ... One tackle vs. Eastern Michigan ... Two solo hits at Nevada ... Notched a 0.5 TFL at Penn State ... Three tackles vs. Wisconsin ... One tackle vs. Purdue ... Had one tackle at Iowa ... Registered two tackles vs. Ohio State.

### #42 • Demetrius Eaton • LB • Milwaukee, Wis.

Recipient of Thomas Airth Spirit Award ... Starter at an outside linebacker position ... Named a team captain for the season's final four weeks (Michigan to Illinois) with the loss of Nick Roach to an injury ... Registered five tackles (three solos), including a key 11-yard sack in season-opener at Miami (Ohio) ... Registered one of five team sacks at Miami ... Seven tackles (three solos), including a 2-yard TFL, vs. New Hampshire ... Four tackles (three solos), including his second sack of the year vs. Eastern Michigan ... Four solo tackles at Nevada ... Five tackles at Penn State ... Notched four tackles at Wisconsin ... One tackle vs. Purdue ... Three solo hits vs. MSU ... Five solo tackles and a pass breakup vs. Michigan ... Earned six tackles at Iowa ... Six tackles, including a 0.5 sack, vs. Ohio State ... Totaled four tackles in season-ending win over Illinois.

### #70 • John Gill • DT • Los Altos Hills, Calif.

Started 11 games at defensive tackle ... True sophomore ... Totaled four tackles, including three solo hits in season-opening win at Miami (Ohio) ... Four tackles, including his first career sack, and a hurry vs. New Hampshire ... Six solo tackles, which included a pass sack, at Nevada ... Recorded two tackles, as well as a forced fumble, at Penn State ... The fumble, which was recovered by NU's Brendan Smith, was the Wildcats' first fumble recovery this season ... Had five tackles at Wisconsin ... One tackle vs. Purdue ... Two tackles vs. Michigan State ... Had one of his season's best games on his 20th birthday (at Michigan): season-high seven tackles (five solos), which included a TFL and a fumble recovery ... Four tackles, including a TFL, and a pass deflection at Iowa ... Five tackles and a quarterback hurry vs. Ohio State.



## Northwestern Game Notes • 2006 Player Biographies

### #79 • Adam Hahn • DT • Hartford, Wis.

Rivals.com second-team Freshman All-American ... *The Sporting News*' Freshman All-Big Ten team ... Academic All-Big Ten recipient ... Made collegiate debut at Miami (Ohio) at defensive tackle ... Slowed in the preseason with an injury ... Finished year with 28 tackles and 3.5 TFL's ... Started last eight games ... Totaled two tackles, including a 0.5 TFL, a pass breakup and a blocked PAT kick vs. New Hampshire ... One tackle vs. Nevada ... Four tackles, including a 3-yard TFL, at Penn State ... Came back the next week vs. Wisconsin with four more tackles, which included a 6-yard TFL ... Four tackles, including another TFL, vs. Purdue ... Two tackles vs. Michigan State ... One tackle at Michigan ... Totaled four hits at Iowa ... Picked up three tackles vs. Ohio State and in season finale vs. Illinois.

### #23 • Gerard Hamlett • CB • Fort Lauderdale, Fla.

Redshirt sophomore ... Missed last seven games with a leg injury ... Made the move from running back to cornerback in the off-season ... Missed 2006 spring season with a toe injury ... Backup kick returner ... Returned a pair of kickoffs.

### #21 • Bryan Heinz • SAF • Lone Tree, Colo.

One of four team captains ... After sitting out the entire 2005 regular season with a knee injury, missed the first five games of 2006 with a high ankle sprain ... It appeared he would play Oct. 7 at Wisconsin, but he suffered another foot injury in practice on Wednesday (Oct. 4) ... Underwent ankle surgery the week of Oct. 9 and missed nearly another month of action ... Made his season debut against Ohio State, and totaled a pair of tackles ... In career finale vs. Illinois, earned team's defensive player of the game honors by totaling a team-high four tackles, two of which went for losses ... One of his TFL's was a pass sack ... Suffered his initial injury (high ankle sprain) three days before the Miami game ... Because of the adversity he faced in 2006, was named to ESPN's All-Mayday Team, which is selected by analyst Mark May.

### #3 • Shaun Herbert • WR • Oxon Hill, Md.

Academic All-Big Ten recipient ... Team's Marcel Price Award recipient (given to a player who best exemplifies the enthusiasm and dedication to the Wildcat program and is symbolic of Price's desire) ... One of four team captains ... Named to 2006 Biletnikoff Award Watch List ... Team's leading receiver ... One of five NU players who played his final 2006 season while enrolled in graduate school ... Closes career fourth on NU's all-time receptions list (168) and third on NU's all-time receiving yardage list (1,926) ... Turned in his best game of the year vs. Michigan State: six catches for 54 yards, which included a pair of TD receptions ... One of his TD catches (18 yards) came on a halfback option pass from Brandon Roberson ... Had five catches for 39 yards at Michigan ... Caught a team-best four passes for 33 yards against Miami (Ohio) ... Four catches for 15 yards vs. New Hampshire ... Six receptions for 37 yards against Eastern Michigan ... Logged four catches for 48 yards at Nevada ... Three receptions for 34 yards at Penn State ... Pair of receptions for 17 yards at Wisconsin ... Caught a 37-yard pass against Purdue—his longest reception in 18 games ... Four receptions for 46 yards at Iowa ... Four passes for 57 yards—all in the first quarter—vs. Ohio State ... Finished his career with a season-most 77 receiving yards (four catches) against Illinois ... Had a season-long 38-yard grab vs. the Illini ... Closed the regular season by catching a pass in 36 consecutive games, the nation's eighth-longest such streak.

### #93 • Joel Howells • PK • Sycamore, Ill.

Academic All-Big Ten recipient ... Wuerffel Trophy finalist (community service, academics and athletics) ... Named to the AFCA's Good Works Team@ on Sept. 13—one of 11 Division I-A players to be recognized for his charitable contributions to the community ... Ranks sixth on NU's all-time field goals made list with 23 ... Ranks second all-time at NU in PAT kicks made (77) ... Inside 40 yards, was 18-of-25 from field goal range the past three years ... Earned his third career Big Ten Special Teams Player of the Week honor for his career-ending performance against Illinois: two field goals, two PAT kicks and a successful onside kick—equaled his season high with eight points ... Booted a season-long 43-yard field goal vs. Purdue ... Season-high eight points vs. MSU ... Had three PAT kicks at Miami ... 23-of-24 on PAT attempts (had one blocked at Wisconsin) ... Converted his first FG attempt with a 35-yard boot against New Hampshire ... Averaged 61.5 yards on kickoffs at Miami, five yards better than his career average ... 63.3 yards per kickoff average vs. Eastern Michigan ... Averaged 60.0 yards per kickoff, with 14 of his 45 kicks being downed for touchbacks.

### #87 • Tonjua Jones • WR • Southfield, Mich.

One of team's primary receivers ... In the team's receiver rotation, making starts vs. New Hampshire and Purdue ... Had an 11-yard catch at Penn State.

### #26 • Terrell Jordan • RB • Clarkston, Ga.

Recipient of team's Rashidi Wheeler Award ... After sitting out the entire 2005 season with a torn hamstring, made a successful 2006 debut at Miami (Ohio) ... Led all players with a 5.5 ypc average (44 yards) vs. the RedHawks ... Also caught an 11-yard pass ... Ran for a season-best 57 yards, which included a key 34-yard touchdown scamper, at Iowa ... Averaged 9.5 ypc against the Hawkeyes ... Rushed for 48 yards and a TD, and caught three passes for 27 yards, vs. New Hampshire ... Seven rushing yards vs. Eastern Michigan ... Scored his third TD of the season at Nevada and finished with 31 yards (7 carries) ... 13 rushing yards at Wisconsin and 12 vs. Purdue ... 8 yards vs. Ohio State ... Totaled 28 receiving yards, which an 8-yard TD reception, vs. Illinois ... Finished as team's third-leading rusher (219 yards) and closed career with 787 rushing yards and 8 TD's ... Had 1,499 career all-purpose yards.

### #43 • Adam Kadela • LB • Dublin, Ohio

Redshirt junior ... Started at middle linebacker after playing outside the past few years ... Replaced NU's all-time leading tackler Tim McGarigle ... Was slowed much of the year with nagging injuries ... Team's leading tackler with 80 hits ... Notched five tackles (three solos) at Miami (Ohio) ... Four tackles vs. New Hampshire ... Eight tackles vs. Eastern Michigan ... Led all players with nine tackles (eight solos) at Nevada ... One of his hits at Nevada was a 2-yard TFL ... Seven tackles (five solos) at Penn State ... Six tackles (five solos), as well as a fumble recovery, at Wisconsin ... Four tackles vs. Purdue ... Team-best nine tackles, a fumble recovery and QB hurry vs. Michigan State ... Five tackles, as well as a forced fumble—the third of his career, at Michigan ... Nine tackles at Iowa ... Season-high 12 tackles (5 solos), including a TFL, vs. Ohio State ... Two tackles, a half-sack and forced fumble vs. Illinois.

### #13 • Mike Kafka • QB • Chicago, Ill.

Redshirt freshman ... Started first four games at quarterback ... Sat out the Penn State, Wisconsin and Purdue games with an injured hamstring ... Made a solid debut at Miami (Ohio), completing 13-of-17 passes (.765) for 106 yards and 1 TD ... Also led all players with 89 rushing yards (5.2 ypc) on 17 carries ... Had a pass efficiency rating of 148.26 for his first college game ... His first TD pass was a 19-yard strike to Tyrell Sutton ... Passed for 173 yards (19-of-32) and ran for 42 yards vs. New Hampshire ... Had an interception and fumble vs. UNH ... Played the first half against Eastern Michigan and ran for 33 yards (6.6 ypc) and his first career TD (6-yard run) ... Completed 10-of-18 passes for 76 yards and an interception vs. EMU ... Had a mixed performance at Nevada: career-high 111 rushing yards, including a 13-yard TD run, and averaged 9.2 ypc ... In the air, completed 9-of-21 passes for 122 yards, with three interceptions ... His 111 rushing yards were the most by an NU quarterback since Zak Kustok ran for 111 yards vs. Bowling Green on Nov. 17, 2001 ... Made first appearance since the Nevada contest against Ohio State, completing 4-of-8 passes for 17 yards ... Averaged 5.5 yards per rush.

### #56 • Ryan Keenan • OL • Westlake, Ohio

Academic All-Big Ten recipient ... Co-recipient of team's Randy Walker Wildcat Warrior Award (given for work ethic, toughness and attitude of a warrior) ... Invited to play in 2007 Hula Bowl postseason all-star game ... Starting right tackle ... After playing guard the entire 2005 season, was moved to tackle at the start of preseason camp, replacing Austin Matthews who was injured much of the year ... Team's off-season strength and conditioning champion.

### #92 • Keegan Kennedy • DT • Jupiter, Fla.

Reserve defensive tackle ... Notched a tackle as well as his first career pass deflection in opener at Miami (Ohio) ... One solo tackle at Wisconsin ... Two QB hurries vs. Michigan State ... Three tackles (two solos) at Michigan ... Two tackles vs. Ohio State ... Credited with three tackles, including a 3-yard pass sack, in win over Illinois.

### #91 • Mark Koehn • DE • Newton, Kan.

Fourth-year player ... Part-time starter ... Playing his best football in the season's second half ... Season-high four tackles vs. Purdue ... Had a 3-yard sack against Michigan State ... Recorded two tackles, including a big sack on Iowa QB Drew Tate ... That hit forced a fumble, which NU recovered and eventually turned into seven points ... One tackle vs. Illinois ... Notched a solo tackle at Miami (Ohio) ... One tackle vs. New Hampshire ... Three tackles, including a 0.5 TFL, at Penn State ... Solo tackle and a QB hurry at Wisconsin.

### #36 • Prince Kwateng • LB • Munster, Ind.

Primarily played special teams and some reserve linebacker ... Notched a solo tackle at Penn State ... One tackle at Wisconsin ... Had a tackle vs. Purdue and Michigan State ... Suffered a knee injury against Iowa and missed remainder of season.

## Northwestern Game Notes • 2006 Player Biographies

### #9 • Ross Lane • WR • Ft. Myers, Fla.

Redshirt sophomore ... One of NU's key receivers ... Turned in his top effort of the year vs. Michigan State: four catches for 71 yards and two TD's ... Had TD catches of 5 and 22 yards vs. the Spartans ... Three catches for 52 yards vs. Michigan ... Five receptions for 52 yards at Iowa ... Against Penn State, caught four passes for 66 yards, including a 36-yarder ... One reception vs. New Hampshire ... Two receptions for 14 yards vs. Eastern Michigan ... Caught two passes for 48 yards, which included the season's longest pass play, a 39-yard grab, at Nevada ... Two receptions for 22 yards at Wisconsin ... One catch against Purdue ... Caught four passes for 28 yards vs. Ohio State ... Two receptions for 37 yards vs. Illinois ... Second among team regulars in yards per reception (13.4).

### #15 • Slade Larscheid • P • Spearfish, S.D.

Academic All-Big Ten recipient ... Fifth-year player ... One of five NU players who was currently enrolled in graduate school (sports administration program) ... Team's punter ... Turned in a solid performance in NU's opener, booting six kicks for a 40.5 ypp average ... Two of his six punts landed inside the 20-yard line, while none of the six were returned ... Averaged 37.2 ypp ... Three of his first eight punts landed inside the 20 and only one was returned (two yards) ... Booted nine punts against Eastern Michigan, averaging 36.0 ypp ... Averaged a season-best 42.5 yards per punt at Nevada (two punts) ... Nine punts for 38.3 yards, two of them inside the 20, at Penn State ... Eight punts for 38.1 yards at Wisconsin ... Eight punts for 37.2 yards vs. Purdue ... Three punts for 38.7 yards vs. MSU, but also had a punt blocked ... Had a solid day at Michigan, booting seven punts for a 38.9 average and a 39.5 net average (-5 punt return yards) on a blustery day ... 33.7 average (three punts) at Iowa and vs. Ohio State ... Recorded a 30.0 average against Illinois, but three of his five punts landed inside the opponents' 20-yard line.

### #62 • Austin Matthews • OL • Orange Park, Fla.

Missed the season's first three games while recovering from a foot injury ... Started at right guard in place of Joel Belding vs. Purdue ... Missed the season's final five games with a hip injury.

### #24 • Sherrick McManis • CB/KR • Peoria, Ill.

Named to *The Sporting News'* Freshman All-Big Ten team ... Team's NGN Special Teams Newcomer of the Year Award recipient ... True freshman ... Named the team's special teams player of the week for five consecutive weeks (Eastern Michigan through Purdue) and seven overall ... Earned his sixth and seventh such honors for performances at Michigan and Iowa ... Made his first start on defense, playing the team's nickel back against Purdue ... Started three games (Michigan, Iowa and Ohio State) at cornerback ... Handled team's kickoff return duties ... Ranked seventh in the Big Ten with a kickoff return average of 21.0 ... Had six kickoff returns for 30 or more yards ... Versus Wisconsin, returned three kicks for 101 yards ... One of his returns went for a season-long 47 yards, eclipsing the 45-yarder he had at Nevada ... Had his appendix removed two days after returning kicks against Miami (Ohio) in the season opener ... Missed the New Hampshire game ... Returned to action against Eastern Michigan and had two kickoff returns, including a career-long 40-yard return ... Suffered a broken right hand in practice last week (Sept. 18), but returned to play at Nevada ... Six kickoff returns for 95 yards at Penn State ... 55 yards on four kickoff returns vs. Purdue ... Had just one return vs. MSU (15 yards) ... Four tackles vs. Michigan, and had a forced fumble on special teams ... Returned two kicks at Iowa for 57 yards ... Five tackles and a breakup on defense ... Earned his first career interception against Ohio State's Heisman Trophy winner Troy Smith ... Added three tackles and two pass breakups vs. the Buckeyes.

### #27 • Reggie McPherson • SAF • San Leandro, Calif.

Starter at free safety ... Had a solid year in the defensive backfield ... Fifth on team with 57 tackles ... Credited with three solo tackles and a pass deflection at Miami (Ohio) ... Two tackles vs. New Hampshire ... Three tackles, a pass breakup and QB hurry vs. Eastern Michigan ... Season-high eight solo tackles and a pass breakup at Nevada ... Two tackles and a pass breakup at Wisconsin ... Seven tackles (six solos), two pass breakups and a QB hurry vs. Purdue ... Two tackles vs. MSU ... Eight tackles (four solos) at Michigan ... Seven tackles and a victory-clinching interception at Iowa ... Seven tackles, as well as a QB hurry, vs. Ohio State ... Two tackles, a half-sack and a QB hurry vs. Illinois ... Led team in pass deflections with seven.

### #95 • Kevin Mims • DE • The Woodlands, Texas

Redshirt sophomore ... Started first two games at DE, opposite Corey Wootton ... As he got healthier (slowed with a bad back early in the season), started to play his best football ... Registered a pair of tackles at Miami (Ohio) ... Totaled eight tackles, including a career-best seven solo hits, vs. New Hampshire ... Three solo tackles and a QB hurry vs. Eastern Michigan ... One tackle vs. Nevada ... Six tackles and a pass deflection at Penn State ... Two tackles, including a TFL, at Wisconsin ... Started vs. Purdue and recorded two tackles ... Had one of his season's top performances against Michigan State with five tackles ... Four solo tackles, including a TFL, at Michigan ... Registered seven tackles at Iowa ... One solo tackle vs. Ohio State ... Pass breakup vs. Illinois.

### #72 • David Ngene • DE • Humble, Texas

Fourth-year player ... Just prior to start of season, injured a knee and missed the opener at Miami (Ohio) ... Did not play against New Hampshire ... Returned to play against Eastern Michigan and made his presence felt with three tackles, one of which was a 9-yard sack and the other a 3-yard TFL ... One tackle at Nevada ... Three tackles vs. Penn State ... Injured his ankle early in the Wisconsin game and sat out the Purdue game ... Returned and played in a reserve role vs. MSU ... Saw limited action at Michigan ... Notched a 4-yard pass sack at Iowa ... Registered a season-most three QB hurries vs. Illinois.

### #10 • Eric Peterman • WR • Sherman, Ill.

Academic All-Big Ten selection ... *ESPN The Magazine* Academic All-District first-team selection ... After a brief trial in the secondary during the spring, was moved back to wide receiver ... One of team's best special teams players ... Caught a 20-yard pass in season opener at Miami (Ohio)—the Wildcats' longest pass play in that contest ... Snared a 13-yard pass against New Hampshire ... Three receptions for 23 yards vs. Eastern Michigan ... Had a 17-yard catch at Nevada ... 22-yard reception at Penn State ... Led team with three receptions for 26 yards at Wisconsin ... Caught two of the season's three longest pass plays—52 and 47 yards—against Michigan State ... Had a career-best four receptions for 50 yards at Michigan ... Three receptions, including a 7-yard TD catch, at Iowa ... 32 receiving yards vs. the Hawks ... Limited to one reception (5 yards) vs. Ohio State ... Caught three passes for 42 yards vs. Illinois, and also had a key onside kick recovery that led to an early second-half touchdown ... Averaged a team-best 15.2 yards per reception (among everyday wideouts).

### #50 • Trevor Rees • C • Pearland, Texas

Returned to squad after sitting out 2005 season due to academic reasons ... Rejoined team in spring 2006 ... Returned to his starting center position, a spot he manned much of 2003 and 2004 ... Played best football late in the year ... Named to numerous preseason All-Big Ten teams ... Injured in the second half of the Michigan State game, but returned to play against Michigan ... One of three players from Pearland on 2006 NU roster.

### #38 • Nick Roach • LB • Milwaukee, Wis.

Academic All-Big Ten selection ... Team Co-MVP with Tyrell Sutton ... Suffered a season- and career-ending broken right leg early in the second half vs. Michigan State ... Team's starting outside linebacker ... One of four team captains ... Started 32 career games ... Led NU in opener at Miami (Ohio) with eight tackles (four solos) and an 8-yard pass sack ... Notched a team-best 10 tackles (eight solos) vs. New Hampshire ... Team-high nine tackles and a QB hurry vs. Eastern Michigan ... Five tackles, including a 9-yard pass sack, at Nevada ... Recorded his second career interception, and first of the season, at Penn State, which set up NU's only touchdown ... Added six tackles, which included a TFL ... Game-best 11 tackles (nine solos), as well as a TFL, at Wisconsin ... 10 tackles and a pair of QB hurries vs. Purdue ... Credited with three tackles prior to the injury against Michigan State ... Team's leading tackler with 62 hits ... Led NU in tackles in five games this year ... Ranked third in Big Ten tackles per game prior to the MSU game ... Closed career with 241 tackles (137 solos), 16 TFL's and 2 interceptions.

### #11 • Brandon Roberson • RB • Pearland, Texas

Backup tailback ... Also returned kickoffs ... Scored his season's first touchdown on a 7-yard run vs. Purdue ... One of his career highlights came against Michigan State, when he tossed an 18-yard TD pass to Shaun Herbert off a halfback option play ... Sat out Iowa game with a concussion.

### #45 • Ben Rothrauff • SAF • Columbus, Ohio

Academic All-Big Ten selection ... Key special teams player ... Finished season with five tackles, including four solo hits ... Registered two solo tackles vs. top-ranked Ohio State.

## Northwestern Game Notes • 2006 Player Biographies

### #40 • Eddie Simpson • LB • Houston, Texas

Backup outside linebacker and key special teams player ... Missed part of preseason with an injury and the death of his mother (August) ... Started his first career game at Michigan in place of the injured Nick Roach ... Totaled a season-high eight tackles (six solos), as well as a fumble recovery, vs. the Wolverines ... Six tackles, as well as his second straight fumble recovery, a 23-yard return, at Iowa ... That return helped set up NU's second TD of the game ... Three tackles vs. Illinois ... Notched three tackles, which included a 5-yard pass sack, at Miami (Ohio) ... One solo tackle vs. UNH ... Six solo tackles, which included a pass sack and a TFL, at Nevada ... Two tackles at Penn State ... Finished Ohio State game with eight tackles ... One of eight NU players with at least a pair of sacks ... One of three players with two fumble recoveries ... Missed Wisconsin, Purdue and MSU games with a neck injury.

### #39 • Brendan Smith • SAF • Andover, Mass.

Honorable mention All-Big Ten selection (coaches) ... True sophomore ... Starter at strong safety ... Had four of his top performances in Big Ten play: career-high 12 tackles (six solos), two pass deflections and a fumble recovery at Penn State; seven tackles, a forced fumble and QB hurry at Wisconsin; career-high 11 solo tackles at Michigan; and five tackles and a key 14-yard interception at Iowa ... The interception came on the NU goal line ... Three tackles, which included a TFL, and a 21-yard punt return vs. Ohio State ... Five tackles, as well as a 33-yard interception return against Michigan State (two of his five career interceptions have come against Drew Stanton and MSU) ... Collected two tackles and a pair of pass deflections at Miami (Ohio) ... Five solo tackles vs. UNH ... Six tackles (four solos) vs. Eastern Michigan ... Notched first interception of season at Nevada and returned it 35 yards ... Six tackles, including a TFL, vs. Purdue ... Three solo tackles and a fumble recovery vs. Illinois ... Finished second in team tackles with 68 ... Led team with three interceptions.

### #19 • Tyrell Sutton • RB • Akron, Ohio

Consensus honorable mention All-Big Ten selection ... Team Co-MVP ... True sophomore who started all 12 games ... Named to several major award preseason watch lists: Maxwell Award (top player), Walter Camp Foundation Player of the Year and Doak Walker Award (top running back) ... At season's end, was Big Ten's fifth-leading active rusher with 2,474 career yards (seventh all-time at NU) ... Has 3,139 career all-purpose yards (12th all-time at NU) ... Needed 110 yards in his season finale vs. Illinois to reach 1,000 yards for the year, and hit that number on the nose to record his second straight 1,000-yard season ... The 100-yard game was the ninth of his career ... Also caught five passes against the Illini and scored a TD on a 2-yard run ... Had the fifth-best rushing effort of his career at Iowa (Nov. 4): 168 yards (28 carries) and a TD ... Also had five receptions for 35 yards, giving him 203 total yards ... Earned Big Ten Co-Offensive Player of the Week honors for his effort at Iowa, the best rushing performance by any Iowa opponent running back in 2006 ... Also received an "ESPN College Gameday helmet sticker" for his showing at Iowa ... Had his top performance of the year against Michigan State: 172 rushing yards (21 attempts) and 20 receiving yards ... Had a career-long 64-yard run in that game ... With that performance, went over the 2,000-yard mark for career rushing ... Seventh on NU's career rushing list ... Rushed for 63 yards (4.8 ypc) in season opener ... Caught three passes for 23 yards, including a 19-yard TD pass ... Rushed for 99 yards, which included a season-long 61-yard scamper, and a TD vs. New Hampshire ... Also had four catches for 35 yards against UNH ... Ran for 91 yards (5.1 ypc) and caught a pass vs. Eastern Michigan ... Ran for 94 yards and a TD at Nevada ... Held to 40 rushing yards (eight carries) at Penn State and then 18 rushing yards at Wisconsin ... Held to a career-low 6 yards by the nation's top-ranked rushing defense of Michigan ... Did score his 19th career rushing TD at Penn State—a hard-fought 1-yard TD run ... Rushed for 82 yards (10 carries) against Purdue ... Totaled 132 all-purpose yards against Ohio State—57 rushing and 75 receiving ... Caught a season-high seven passes against the Buckeyes and scored a TD on an 8-yard pass play ... Scored 25 career TD's in his career (21 rushing, 4 receiving) ... Eclipsed the 1,500-yard career rushing mark in his 13th game (vs. Miami).

### #76 • Desmond Taylor • OT • Los Angeles, Calif.

Academic All-Big Ten selection ... Key reserve tackle on offensive line ... Made first and only career start vs. Purdue.

### #74 • Dylan Thiry • OT • Louisville, Ky.

Fourth-year player ... Starter at left tackle for a second straight season ... Missed the Purdue game after suffering a chest injury at Wisconsin ... Has 22 career starts ... Played high school football with Louisville QB Brian Brohm.

### #69 • Marshall Thomas • DT • Miami, Fla.

True freshman ... One of four true freshmen to play in season opener ... Registered a solo tackle vs. Miami (Ohio) ... One tackle vs. Penn State.

### #84 • Kim Thompson • WR • Inkster, Mich.

Suffered a broken foot during preseason camp ... Was having an outstanding camp prior to the injury ... Missed the entire nonconference season with the injury ... Returned to action at Penn State, starting the game ... Finished with a pair of receptions (for 15 yards) against PSU ... Caught a big 29-yard pass at Wisconsin that set up NU's first-half touchdown ... Had an 18-yard reception vs. Purdue ... Averaged 15.5 yards per reception (four catches) ... Missed final five games for personal reasons.

### #51 • Joe Tripodi • OG • Chelsea, Mich.

Co-recipient of team's Randy Walker Wildcat Award (given for work ethic, toughness and attitude of a warrior) ... Starter at left guard ... One of two fifth-year seniors on the offensive line ... Concluded career with 24 straight starts.

### #8 • Rasheed Ward • WR • Chicago, Ill.

One of team's frontline receivers ... Caught four passes for 19 yards in opener vs. Miami (Ohio) ... Three catches for 43 yards vs. UNH ... Three receptions (26 yards) vs. Eastern Michigan ... Pair of catches for 9 yards at Nevada ... Had an 8-yard catch at Michigan ... Four receptions for 38 yards vs. Ohio State ... Followed up OSU game with another four-catch performance (50 yards) vs. Illinois ... One of his receptions went for a career-long 38 yards ... Had three games with four receptions each.

### #90 • Mark Woodsum • SB • Arlington Heights, Ill.

Academic All-Big Ten selection ... Key special teams performer.

### #99 • Corey Wootton • DE • Rutherford, N.J.

Scripps Football Writers Association of America (FWAA) Freshman All-American ... Named to *The Sporting News'* Freshman All-Big Ten team ... Honorable mention All-Big Ten selection (media) ... Team's NGN Defensive Newcomer of the Year Award recipient ... Starting defensive end ... Earned a medical hardship year for 2005 ... First NU player since Hudhaifa Ismaeli in 1995 (NU's Big Ten championship and Rose Bowl season) to accomplish every major defensive statistic in a single season (tackles, TFL's, sacks, pass deflections, interceptions, fumbles forced, fumbles recovered, QB hurries and blocked kicks) ... Had an impressive season debut at Miami (Ohio), collecting six tackles (four solos) and racking up a pair of pass sacks ... Career-best seven tackles, including a 0.5 TFL, vs. New Hampshire ... Registered another solid performance against Eastern Michigan with five tackles (1 TFL), a pass deflection and his first career interception (4-yard return) ... Two solo hits, including a 5-yard TFL, at Nevada ... Six tackles at Penn State ... Five tackles, which included a sack, at Wisconsin ... Snared his second interception of the year vs. Purdue ... Three tackles against the Boilermakers ... Five tackles against Michigan State, including fourth sack of the season ... Also added another TFL vs. the Spartans ... Credited with five tackles (four solos), as well as a TFL and a forced fumble, at Michigan ... Two tackles and two hurries at Iowa ... Credited with a half-sack (9 yards), fumble recovery and blocked kick against Ohio State ... Team co-leader with four tackles in win over Illinois ... Team's seventh-leading tackler (51) and leader in sacks (4.5) and leader in TFL's (9.0).

## Northwestern Numerical Roster

No.	Name	Pos.	Ht.	Wt.	Cl./Elig.	Hometown/High School
1	Stefan Demos	PK	5-10	205	Fr./Fr.	Scottsdale, Ariz./Horizon
2	Lee Coleman	WR	5-10	170	Fr./Fr.	Gainesville, Ga./East Hall
3	Shaun Herbert ***	WR	6-1	200	Gr./Sr.	Oxon Hill, Md./Bishop McNamara
4	Akeem Hunter	SAF	6-1	210	Jr./So.	Chicago, Ill./Leo
5	Sidney Stewart	WR	6-1	175	Fr./Fr.	Farmington Hills, Mich./Farmington Harrison
6	Cory Dious **	CB	5-9	170	Sr.{5}/Sr.	Atlanta, Ga./Mays
7	Jeff Yarbrough *	WR	5-11	180	Jr./So.	Richton Park, Ill./Rich South
8	Rasheed Ward *	WR	5-11	175	So./So.	Chicago, Ill./Harper
9	Ross Lane *	WR	6-3	190	Jr./So.	Ft. Myers, Fla./Bishop Verot
10	Eric Peterman *	WR	6-1	200	So./So.	Sherman, Ill./Springfield Sacred Heart-Griffin
11	Brandon Roberson **	RB	5-9	200	Jr./Jr.	Pearland, Texas/Pearland
12	Andrew Brewer	QB	6-3	215	So./R-Fr.	Tulsa, Okla./Jenks
13	Mike Kafka	QB	6-3	210	So./R-Fr.	Oak Lawn, Ill./Chicago St. Rita
14	Joe Mauro	QB	6-4	210	Fr./Fr.	Bedford, Texas/L.D. Bell
15	Slade Larscheid **	P/PK	6-1	210	Gr./Sr.	Spearfish, S.D./Spearfish
16	David Oredugba	CB	6-2	190	Jr./So.	Sherman Oaks, Calif./Beverly Hills
17	Brad Phillips	SAF	6-4	210	Fr./Fr.	Export, Pa./Franklin Regional
18	C.J. Bachér *	QB	6-2	200	Jr./So.	Sacramento, Calif./Jesuit
18	Dan Dixon	DB	6-0	200	Gr./Sr.	Tulsa, Okla./Cascia Hall Prep/Oklahoma
19	Tyrell Sutton *	RB	5-9	190	So./So.	Akron, Ohio/Archbishop Hoban
20	Marquice Cole ***	CB	5-10	195	Sr.{5}/Sr.	Hazel Crest, Ill./Hillcrest
21	Bryan Heinz ***	SAF	6-2	215	Gr./Sr.	Lone Tree, Colo./Highlands Ranch
22	Deante Battle **	CB	5-10	180	Sr./Jr.	Fayetteville, Ga./Starr's Mill
23	Gerard Hamlett *	CB	5-10	190	Jr./So.	Fort Lauderdale, Fla./St. Thomas Aquinas
24	Sherrick McManis	CB	6-0	180	Fr./Fr.	Peoria, Ill./Richwoods
25	Stephen Simmons	TB	5-8	180	Fr./Fr.	St. Louis, Mo./St. Louis University High (SLUH)
26	Terrell Jordan ***	RB	5-10	205	Sr.{5}/Sr.	Clarkston, Ga./Tucker
27	Reggie McPherson **	SAF	6-1	195	Sr./Jr.	San Leandro, Calif./San Leandro
28	Justan Vaughn	CB	6-0	180	Fr./Fr.	Pearland, Texas/Pearland
29	Omar Conteh *	RB	6-0	210	So./So.	Cypress, Texas/Cy-Fair
31	Mike Dinard *	LB	6-2	235	So./So.	Parma, Ohio/Padua Franciscan
32	Sam Cheatham *	WR	5-10	200	Sr./Jr.	San Leandro, Calif./San Leandro
33	Nathan Shanks	RB	5-11	220	Sr./Jr.	Taylorville, Ill./Taylorville
34	Rob Brown	RB	6-1	180	Fr./Fr.	Peosta, Iowa/Beckman
35	Ryan Black	CB	5-10	180	Sr./Jr.	Pasadena, Calif./Polytechnic School
36	Prince Kwateng *	LB	6-2	225	So./So.	Munster, Ind./Munster
37	Campbell Black *	LB	6-3	225	Sr.{5}/Sr.	Oklahoma City, Okla./Bishop McGuinness
38	Nick Roach ***	LB	6-2	240	Sr./Sr.	Milwaukee, Wis./Milwaukee Lutheran
39	Brendan Smith *	SAF	6-0	210	So./So.	Andover, Mass./New Hampton Prep (N.H.)
40	Eddie Simpson **	LB	6-1	230	Sr./Jr.	Houston, Texas/North Shore
41	Quentin Davie	LB	6-4	210	Fr./Fr.	St. Louis, Mo./Cardinal Ritter
42	Demetrius Eaton ***	LB	6-2	250	Sr./Sr.	Milwaukee, Wis./Milwaukee Vincent
43	Adam Kadela **	LB	6-3	245	Sr./Jr.	Dublin, Ohio/Dublin Coffman
44	Erryn Cobb ***	TE/FB	6-1	250	Sr.{5}/Sr.	Woodridge, Ill./Downers Grove North
45	Ben Rothrauff **	SAF	5-10	200	Jr./Jr.	Columbus, Ohio/St. Francis DeSales
46	Malcolm Arrington *	LB	6-2	235	So./So.	Rochester Hills, Mich./Orchard Lake St. Mary's Prep
47	Chaz Richart	CB	5-9	180	Jr./So.	North Vernon, Ind./Jennings County
48	Rejaie Johnson	LB	6-2	240	Jr./So.	La Marque, Texas/La Marque
49	Frayne Abernathy *	TE/FB	6-3	245	Sr./Jr.	North Augusta, S.C./North Augusta
49	Tim Downing	CB	5-10	175	Jr./So.	Novi, Mich./Northville
50	Chris Jeske	LB	6-1	225	So./R-Fr.	Yorkville, Ill./Joliet Catholic Academy
50	Trevor Rees **	OL	6-2	295	Jr./Jr.	Pearland, Texas/Pearland
51	Joe Tripodi *	OL	6-3	305	Sr.{5}/Sr.	Chelsea, Mich./Chelsea
52	Joel Belding *	OL	6-3	305	Jr./So.	Seville, Ohio/Cloverleaf

## Northwestern Numerical Roster

No.	Name	Pos.	Ht.	Wt.	Cl./Elig.	Hometown/High School
53	Todd Dockery	SAF	5-10	195	So./R-Fr.	Atlanta, Ga./Riverwood
54	Chris Malleo **	LB	6-2	245	Sr./Jr.	Wall Township, N.J./Wall Township/ The Hun School of Princeton
55	Connor Smith	OL	6-4	270	Fr./Fr.	Canyon Lake, Texas/Smithson Valley
56	Ryan Keenan ***	OL	6-5	295	Sr.{5}/Sr.	Westlake, Ohio/Saint Edward
57	Matt Clark	DT	6-3	290	Jr./So.	Orlando, Fla./Lake Highland Prep
58	Warren Anderson	DE	6-3	270	Sr./Jr.	Ventura, Calif./Saint Bonaventure
59	Alex Rucks	OL	6-4	310	Jr./So.	Lincolnshire, Ill./Stevenson
60	Ramon Diaz	OL	6-4	285	So./R-Fr.	Morris, Ill./Morris
61	Kendal Mason	DT	6-0	280	Fr./Fr.	Delray Beach, Fla./Boca Raton
62	Austin Matthews **	OL	6-6	305	Sr./Jr.	Orange Park, Fla./Orange Park
63	Keegan Grant	OL	6-2	290	Fr./Fr.	Coal City, Ill./Coal City
66	Mike Boyle	OL	6-7	260	Fr./Fr.	Havertown, Pa./St. Joe's Prep/The Hun School (N.J.)
69	Marshall Thomas	DT	6-3	265	Fr./Fr.	Miami, Fla./Belen Jesuit Prep
70	John Gill *	DL	6-3	300	So./So.	Los Altos Hills, Calif./Bellarmine College Prep
71	Tanner Highlen	DL	6-3	280	So./R-Fr.	Peoria, Ariz./Centennial
72	David Ngene **	DE	6-3	265	Sr./Jr.	Humble, Texas/Humble
73	Fred McConnell	OL	6-3	320	Sr./Jr.	Southfield, Mich./Southfield-Lathrup
74	Dylan Thiry **	OL	6-8	320	Sr./Jr.	Louisville, Ky./Trinity
76	Desmond Taylor	OL	6-3	280	So./R-Fr.	Los Angeles, Calif./Loyola
77	Adam Crum	OL	6-1	300	Sr./Jr.	Anchor Point, Alaska/Homer
78	Kurt Mattes	OL	6-6	295	So./R-Fr.	Larksville, Pa./Wyoming Valley West
79	Adam Hahn	DL	6-4	295	So./R-Fr.	Hartford, Wis./Hartford Union
80	Brendan Mitchell	TE/FB	6-3	245	Fr./Fr.	Twinsburg, Ohio/Western Reserve Academy
81	Kevin Frymire	WR	6-0	175	So./R-Fr.	Burr Ridge, Ill./Nazareth Academy
82	James Nussbaum	SAF	6-2	210	Fr./Fr.	Greenwood, Ind./Center Grove
83	Kevin Mitchell	WR	6-1	215	So./R-Fr.	Skokie, Ill./Notre Dame
84	Kim Thompson **	WR	6-4	190	Sr./Jr.	Inkster, Mich./Detroit Country Day
85	Reilly Sullivan	WR	5-11	170	Fr./Fr.	Scottsdale, Ariz./Horizon
86	Phil Brunner	LS	6-2	225	Jr./So.	South Milwaukee, Wis./South Milwaukee
87	Tonjua Jones **	WR	6-2	185	Sr./Jr.	Southfield, Mich./Southfield-Lathrup
88	Carl Fisher II	WR	6-0	200	Fr./Fr.	Bolingbrook, Ill./Bolingbrook
89	Corbin Bryant	DE	6-4	255	Fr./Fr.	Chicago, Ill./Morgan Park
90	Mark Woodsum	TE/FB	6-0	240	So./R-Fr.	Arlington Heights, Ill./Buffalo Grove
91	Mark Koehn *	DE	6-3	270	Sr./Jr.	Newton, Kan./Newton
92	Keegan Kennedy *	DT	6-2	290	So./So.	Jupiter, Fla./Cardinal Newman
93	Joel Howells **	PK	6-4	225	Gr./Sr.	Sycamore, Ill./Sycamore
94	Mark Ison	P	6-0	190	Fr./Fr.	Powell, Ohio/Olentangy Liberty
95	Kevin Mims *	DE	6-3	280	Jr./So.	The Woodlands, Texas/The Woodlands
96	Amado Villarreal	PK/P	5-10	175	Jr./So.	Englewood, Colo./Englewood
97	Kyle Daley	P/PK	6-0	195	Jr./So.	Arlington, Texas/Lamar
98	Jim Sansone	DB	5-10	175	Fr./Fr.	St. Louis, Mo./St. Louis University High
99	Corey Wootton *	DE	6-7	275	So./R-Fr.	Rutherford, N.J./Don Bosco Prep

### PRONUNCIATION GUIDE

C.J. Bachér	(buh-SHAY)	Rejaie Johnson	(ruh-JAY)	Ben Rothrauff	(ROW-troff)
Deante Battle	(dee-ON-tay)	Mark Koehn	(KANE)	Stephen Simmons	(STEF-fen)
Marquice Cole	(mar-KWEECE)	Prince Kwateng	(kwa-TENG)	Tyrell Sutton	(tie-RELL)
Omar Conteh	(KON-tay)	Chris Malleo	(ma-LAY-oh)	Dylan Thiry	(theory)
Stefan Demos	(STEFF-un DEE-mos)	Kurt Mattes	(MATT-us)	Joe Tripodi	(truh-POE-dee)
Cory Dious	(DIE-us)	David Ngene	(en-GHENN-ee)	Amado Villarreal	
Adam Hahn	(HAWN)	David Oredugba	(ore-DOO-buh)		(uh-MODD-oh vee-uh-ray-AL)
Chris Jeske	(JESS-kee)	Chaz Richart	(REE-hart)	Corey Wootton	(WOOT-un)

## Northwestern Alphabetical Roster

No.	Name	Pos.	Ht.	Wt.	Cl./Elig.	Hometown/High School
49	Frayne Abernathy **	TE/FB	6-3	245	Sr./Jr.	North Augusta, S.C./North Augusta
58	Warren Anderson	DE	6-3	270	Sr./Jr.	Ventura, Calif./Saint Bonaventure
46	Malcolm Arrington *	LB	6-2	235	So./So.	Rochester Hills, Mich./Orchard Lake St. Mary's Prep
18	C.J. Bachér *	QB	6-2	200	Jr./So.	Sacramento, Calif./Jesuit
22	Deante Battle **	CB	5-10	180	Sr./Jr.	Fayetteville, Ga./Starr's Mill
52	Joel Belding *	OL	6-3	305	Jr./So.	Seville, Ohio/Cloverleaf
37	Campbell Black *	LB	6-3	225	Sr./So.	Oklahoma City, Okla./Bishop McGuinness
35	Ryan Black	CB	5-10	180	Sr./Jr.	Pasadena, Calif./Polytechnic School
66	Mike Boyle	OL	6-7	260	Fr./Fr.	Havertown, Pa./St. Joe's Prep/The Hun School (N.J.)
12	Andrew Brewer	QB	6-3	215	So./R-Fr.	Tulsa, Okla./Jenks
34	Rob Brown	RB	6-1	180	Fr./Fr.	Peosta, Iowa/Beckman
86	Phil Brunner	LS	6-2	225	Jr./So.	South Milwaukee, Wis./South Milwaukee
89	Corbin Bryant	DE	6-4	255	Fr./Fr.	Chicago, Ill./Morgan Park
32	Sam Cheatham *	WR	5-10	200	Sr./Jr.	San Leandro, Calif./San Leandro
57	Matt Clark	DT	6-3	290	Jr./So.	Orlando, Fla./Lake Highland Prep
44	Erryn Cobb ***	TE/FB	6-1	250	Sr./So.	Woodridge, Ill./Downers Grove North
20	Marquice Cole ***	CB	5-10	195	Sr./So.	Hazel Crest, Ill./Hillcrest
2	Lee Coleman	WR	5-10	170	Fr./Fr.	Gainesville, Ga./East Hall
29	Omar Conteh *	RB	6-0	210	So./So.	Cypress, Texas/Cy-Fair
77	Adam Crum	OL	6-1	300	Sr./Jr.	Anchor Point, Alaska/Homer
97	Kyle Daley	P/PK	6-0	195	Jr./So.	Arlington, Texas/Lamar
41	Quentin Davie	LB	6-4	210	Fr./Fr.	St. Louis, Mo./Cardinal Ritter
1	Stefan Demos	PK	5-10	205	Fr./Fr.	Scottsdale, Ariz./Horizon
60	Ramon Diaz	OL	6-4	285	So./R-Fr.	Morris, Ill./Morris
31	Mike Dinard *	LB	6-2	235	So./So.	Parma, Ohio/Padua Franciscan
6	Cory Dious **	CB	5-9	170	Sr./So.	Atlanta, Ga./Mays
18	Dan Dixon	DB	6-0	200	Gr./Sr.	Tulsa, Okla./Cascia Hall Prep/Oklahoma
53	Todd Dockery	SAF	5-10	195	So./R-Fr.	Atlanta, Ga./Riverwood
49	Tim Downing	CB	5-10	175	Jr./So.	Novi, Mich./Northville
42	Demetrius Eaton **	LB	6-2	250	Sr./Sr.	Milwaukee, Wis./Milwaukee Vincent
88	Carl Fisher II	WR	6-0	200	Fr./Fr.	Bolingbrook, Ill./Bolingbrook
81	Kevin Frymire	WR	6-0	175	So./R-Fr.	Burr Ridge, Ill./Nazareth Academy
70	John Gill *	DL	6-3	300	So./So.	Los Altos Hills, Calif./Bellarmine College Prep
63	Keegan Grant	OL	6-2	290	Fr./Fr.	Coal City, Ill./Coal City
79	Adam Hahn	DL	6-4	295	So./R-Fr.	Hartford, Wis./Hartford Union
23	Gerard Hamlett *	CB	5-10	190	Jr./So.	Fort Lauderdale, Fla./St. Thomas Aquinas
21	Bryan Heinz ***	SAF	6-2	215	Gr./Sr.	Lone Tree, Colo./Highlands Ranch
3	Shaun Herbert ***	WR	6-1	200	Gr./Sr.	Oxon Hill, Md./Bishop McNamara
71	Tanner Highlen	DL	6-3	280	So./R-Fr.	Peoria, Ariz./Centennial
93	Joel Howells **	PK	6-4	225	Gr./Sr.	Sycamore, Ill./Sycamore
4	Akeem Hunter	SAF	6-1	210	Jr./So.	Chicago, Ill./Leo
94	Mark Ison	P	6-0	190	Fr./Fr.	Powell, Ohio/Olentangy Liberty
50	Chris Jeske	LB	6-1	225	So./R-Fr.	Yorkville, Ill./Joliet Catholic Academy
48	Rejaie Johnson	LB	6-2	240	Jr./So.	La Marque, Texas/La Marque
87	Tonjua Jones **	WR	6-2	185	Sr./Jr.	Southfield, Mich./Southfield-Lathrup
26	Terrell Jordan ***	RB	5-10	205	Sr./So.	Clarkston, Ga./Tucker
43	Adam Kadela **	LB	6-3	245	Sr./Jr.	Dublin, Ohio/Dublin Coffman
13	Mike Kafka	QB	6-3	210	So./R-Fr.	Oak Lawn, Ill./Chicago St. Rita
56	Ryan Keenan ***	OL	6-5	295	Sr./So.	Westlake, Ohio/Saint Edward
92	Keegan Kennedy *	DT	6-2	290	So./So.	Jupiter, Fla./Cardinal Newman
91	Mark Koehn *	DE	6-3	270	Sr./Jr.	Newton, Kan./Newton
36	Prince Kwateng *	LB	6-2	225	So./So.	Munster, Ind./Munster
9	Ross Lane *	WR	6-3	190	Jr./So.	Ft. Myers, Fla./Bishop Verot
15	Slade Larscheid **	P/PK	6-1	210	Gr./Sr.	Spearfish, S.D./Spearfish

## Northwestern Alphabetical Roster

No.	Name	Pos.	Ht.	Wt.	Cl./Elig.	Hometown/High School
54	Chris Malleo **	LB	6-2	245	Sr./Jr.	Wall Township, N.J./Wall Township/ The Hun School of Princeton
61	Kendal Mason	DT	6-0	280	Fr./Fr.	Delray Beach, Fla./Boca Raton
78	Kurt Mattes	OL	6-6	295	So./R-Fr.	Larksville, Pa./Wyoming Valley West
62	Austin Matthews *	OL	6-6	305	Sr./Jr.	Orange Park, Fla./Orange Park
14	Joe Mauro	QB	6-4	210	Fr./Fr.	Bedford, Texas/L.D. Bell
73	Fred McConnell	OL	6-3	320	Sr./Jr.	Southfield, Mich./Southfield-Lathrup
24	Sherrick McManis	CB	6-0	180	Fr./Fr.	Peoria, Ill./Richwoods
27	Reggie McPherson **	SAF	6-1	195	Sr./Jr.	San Leandro, Calif./San Leandro
95	Kevin Mims *	DE	6-3	280	Jr./So.	The Woodlands, Texas/The Woodlands
80	Brendan Mitchell	TE/FB	6-3	245	Fr./Fr.	Twinsburg, Ohio/Western Reserve Academy
83	Kevin Mitchell	WR	6-1	215	So./R-Fr.	Skokie, Ill./Notre Dame
72	David Ngene **	DE	6-3	265	Sr./Jr.	Humble, Texas/Humble
82	James Nussbaum	SAF	6-2	210	Fr./Fr.	Greenwood, Ind./Center Grove
16	David Oredugba	CB	6-2	190	Jr./So.	Sherman Oaks, Calif./Beverly Hills
10	Eric Peterman *	WR	6-1	200	So./So.	Sherman, Ill./Springfield Sacred Heart-Griffin
17	Brad Phillips	SAF	6-4	210	Fr./Fr.	Export, Pa./Franklin Regional
50	Trevor Rees **	OL	6-2	295	Jr./Jr.	Pearland, Texas/Pearland
47	Chaz Richart	CB	5-9	180	Jr./So.	North Vernon, Ind./Jennings County
38	Nick Roach ***	LB	6-2	240	Sr./Sr.	Milwaukee, Wis./Milwaukee Lutheran
11	Brandon Roberson **	RB	5-9	200	Jr./Jr.	Pearland, Texas/Pearland
45	Ben Rothrauff **	SAF	5-10	200	Jr./Jr.	Columbus, Ohio/St. Francis DeSales
59	Alex Rucks	OL	6-4	310	Jr./So.	Lincolnshire, Ill./Stevenson
98	Jim Sansone	DB	5-10	175	Fr./Fr.	St. Louis, Mo./St. Louis University High
33	Nathan Shanks	RB	5-11	220	Sr./Jr.	Taylorville, Ill./Taylorville
25	Stephen Simmons	TB	5-8	180	Fr./Fr.	St. Louis, Mo./St. Louis University High (SLUH)
40	Eddie Simpson **	LB	6-1	230	Sr./Jr.	Houston, Texas/North Shore
39	Brendan Smith *	SAF	6-0	210	So./So.	Andover, Mass./New Hampton Prep (N.H.)
55	Connor Smith	OL	6-4	270	Fr./Fr.	Canyon Lake, Texas/Smithson Valley
5	Sidney Stewart	WR	6-1	175	Fr./Fr.	Farmington Hills, Mich./Farmington Harrison
85	Reilly Sullivan	WR	5-11	170	Fr./Fr.	Scottsdale, Ariz./Horizon
19	Tyrell Sutton *	RB	5-9	190	So./So.	Akron, Ohio/Archbishop Hoban
76	Desmond Taylor	OL	6-3	280	So./R-Fr.	Los Angeles, Calif./Loyola
74	Dylan Thiry **	OL	6-8	320	Sr./Jr.	Louisville, Ky./Trinity
69	Marshall Thomas	DT	6-3	265	Fr./Fr.	Miami, Fla./Belen Jesuit Prep
84	Kim Thompson **	WR	6-4	190	Sr./Jr.	Inkster, Mich./Detroit Country Day
51	Joe Tripodi *	OL	6-3	305	Sr.{5}/Sr.	Chelsea, Mich./Chelsea
28	Justan Vaughn	CB	6-0	180	Fr./Fr.	Pearland, Texas/Pearland
96	Amado Villarreal	PK/P	5-10	175	Jr./So.	Englewood, Colo./Englewood
8	Rasheed Ward *	WR	5-11	175	So./So.	Chicago, Ill./Harper
90	Mark Woodsum	TE/FB	6-0	240	So./R-Fr.	Arlington Heights, Ill./Buffalo Grove
99	Corey Wootton *	DE	6-7	275	So./R-Fr.	Rutherford, N.J./Don Bosco Prep
7	Jeff Yarbrough	WR	5-11	180	Jr./So.	Richton Park, Ill./Rich South

## Northwestern Game Notes • NU's Record When ...

	1999	2000	2001	2002	2003	2004	2005	2006	Totals	Fitzgerald (Career)
When playing at home	2-3	5-1	2-3	2-4	2-4	5-1	4-2	2-4	24-22	2-4-0
When playing on road	1-5	3-3	2-4	1-5	4-3	1-5	3-3	2-4	17-32	2-4-0
When playing on grass	3-8	5-2	4-6	3-8	3-6	6-2	6-4	3-5	33-41	3-5-0
When playing on artificial surface	0-0	3-2	0-1	0-1	3-1	0-4	1-1	1-3	8-13	1-3-0
When scoring first	3-1	6-0	3-2	0-2	4-2	6-3	4-4	4-2	30-16	4-2-0
When opponent scores first	0-7	2-4	1-5	3-7	2-5	0-3	3-1	0-6	11-38	0-6-0
When leading after first quarter	2-2	4-2	4-2	2-2	3-2	2-2	3-2	3-1	23-15	3-1-0
When trailing after first quarter	0-5	2-2	0-5	1-4	2-5	1-4	3-2	0-6	9-33	0-6-0
When tied after first quarter	1-1	2-0	0-0	0-3	1-0	3-0	1-1	1-1	9-6	1-1-0
When leading at halftime	2-0	5-0	4-2	1-0	4-2	1-0	5-1	3-1	24-6	3-1-0
When trailing at halftime	0-8	3-3	0-5	2-9	2-5	2-6	2-4	0-7	12-48	0-7-0
When tied at halftime	1-0	0-1	0-0	0-0	0-0	3-0	0-0	1-0	6-1	1-0-0
When leading after three quarters	3-0	5-0	4-1	2-0	3-2	2-0	6-1	4-1	29-5	4-1-0
When trailing after three quarters	0-8	3-4	0-5	1-9	1-5	1-5	1-4	0-7	7-47	0-7-0
When tied after three quarters	0-0	0-0	0-1	0-0	2-0	3-1	0-0	0-0	5-2	0-0-0
When NU has more rushing yards	2-1	7-1	3-3	1-0	5-1	6-2	6-0	3-4	34-12	3-4-0
When opponent has more rushing yards	1-7	1-3	1-4	2-9	1-6	0-4	1-5	1-4	8-42	1-4-0
When NU has more passing yardage	2-2	4-2	2-4	2-7	0-1	3-3	5-3	3-2	21-24	3-2-0
When opponent has more passing yardage	1-6	4-2	2-3	1-2	6-6	3-3	2-2	1-6	20-30	1-6-0
When passing yardage is equal	0-0	0-0	0-0	0-0	0-0	0-0	0-0	0-0	0-0	0-0-0
When NU has more total yardage	2-1	8-1	2-2	2-2	5-1	4-3	5-1	4-3	32-14	4-3-0
When opponent has more total yardage	1-7	0-3	2-5	1-7	1-6	2-3	2-4	0-5	9-40	0-5-0
When NU has more first downs	1-0	5-1	2-4	1-2	5-1	3-3	6-2	4-0	27-13	4-0-0
When opponents have more first downs	2-7	3-3	2-2	2-6	1-6	3-3	1-3	0-7	14-37	0-7-0
When first downs are equal	0-1	0-0	0-1	0-1	0-0	0-0	0-0	0-1	0-4	0-1-0
When NU forces more turnovers	2-0	6-1	4-1	2-2	4-1	3-3	4-3	2-3	27-14	2-3-0
When opponent forces more turnovers	1-7	1-3	0-5	1-5	2-5	1-2	1-1	0-4	7-32	0-4-0
When turnovers are equal	0-1	1-0	0-1	0-2	0-1	2-1	2-1	2-1	7-8	2-0-0
In games decided by three points or less	2-0	2-0	1-2	0-1	0-1	2-1	3-0	0-1	10-6	0-1-0
In games decided by seven points or less	2-0	3-0	2-3	2-1	1-1	4-0	1-1	0-0	15-6	0-0-0
In overtime games	1-0	1-0	0-0	0-0	1-0	3-1	0-0	0-0	5-1	0-0-0

## 2006 Red Zone Statistics (20-yard line and in)

Game	Northwestern				Opponent			
	Inside	Scores	TD/FG	Pct.	Inside	Scores	TD/FG	Pct.
Miami (Ohio)	2	2	2/0	1.00	2	1	0/1	.500
New Hampshire	4	3	2/1	.750	5	5	5/0	1.00
Eastern Michigan	2	2	2/0	1.00	1	1	0/1	1.00
Nevada	4	3	3/0	.750	4	2	1/1	.500
Penn State	1	1	1/0	1.00	8	7	3/4	.875
Wisconsin	2	2	1/1	1.00	4	3	2/1	.750
Purdue	1	1	1/0	1.00	7	5	4/1	.714
Michigan State	8	6	5/1	.750	6	6	4/2	1.00
Michigan	1	1	0/1	1.00	3	3	2/1	1.00
Iowa	4	2	2/0	.500	2	1	1/0	.500
Ohio State	2	2	1/1	1.00	6	5	5/0	.833
Illinois	5	5	3/2	1.00	4	1	1/0	.250
<b>TOTALS</b>	<b>36</b>	<b>30</b>	<b>23/7</b>	<b>.833</b>	<b>52</b>	<b>40</b>	<b>28/10</b>	<b>.769</b>



## Northwestern Game Notes • The Last Time it Happened

### Team

	<b>Northwestern</b>
Scored 60+ points	NU 61, Illinois 23, 11-18-00
Scored 50-59 points	NU 51, Wisconsin 48, 10-8-05
Scored 40-49 points	NU 49, Michigan State 14, 10-22-05
Rushed for 200-299 yards	225 at Iowa, 11-4-06
Rushed for 300-399 yards	356 at Illinois, 11-19-05
Rushed for 400+ yards	444 at Illinois, 11-22-03
Passed for 400+ yards	443 at Iowa, 11-4-06
Had 500-599 yards in total offense	584 vs. UCLA, 12-30-05
Had 600+ yards in total offense	603 at Purdue, 10-15-05
Won game on final play (regulation)	vs. Michigan State, 47-yard FG, 9-29-01
Recorded a safety	vs. Iowa, 11-10-01
Recorded a shutout	NU 24, Oklahoma 0, 8-23-97
Played No. 1-ranked team	(#1) Ohio State 54, NU 10, 11-11-06
Beat No. 1-ranked team	NU 12, (#1) Miami (Fla.) 7, 9-23-67
NU beat a Top-10 team	NU 33, (#6) Ohio State 27 (ot), 10-2-04
NU beat a ranked team	NU 49, (#22) Michigan State 14, 10-22-05
NU beat two ranked teams in a row	9-23-00 (47-44 vs. #7 Wisconsin), 9-30-00 (37-17 vs. #18 Michigan State)
NU ranked by AP (media)	No. 25 (Nov. 6, 2005)
NU ranked by ESPN/USA Today (coaches)	No. 24 (Oct. 23, 2005)
NU ranked No. 1 by AP	1962
Sellout at home	11-11-06 vs. Ohio State (47,130)
Had consecutive home sellouts	2 games (10-17-98 to 10-24-98, Michigan & Ohio State)

### Opponent

Iowa 62, NU 10, 11-9-02
Ohio State 54, NU 10, 11-11-06
NU 38, Michigan State 41, 10-21-06
Illinois, 214, 11-18-06
Wisconsin, 307, 10-7-06
Purdue, 407, 10-26-02
Arizona State, 483, 9-17-05
Purdue, 510, 10-14-06
Arizona State, 773, 9-17-05
Miami (Ohio), 20-yard FG, 9-16-95
Illinois, 11-18-06
Ohio State 20, NU 0, 9-27-03
Wisconsin 37, (#1) NU 6, 11-10-62
Wisconsin 37, (#1) NU 6, 11-10-62

### Individual

	<b>Northwestern</b>
Returned kickoff for a TD	Jeff Backes (97) at Minnesota, 9-25-04
Returned punt for a TD	Marquice Cole (81) vs. Northern Illinois, 9-10-05
Returned INT for a TD	Kevin Mims (30) & Nick Roach (35) vs. UCLA, 12-30-05
Returned fumble for TD	Demetrius Eaton (86) at Michigan State, 10-22-05
Blocked an extra point	Adam Hahn vs. New Hampshire, 9-9-06
Blocked a FG attempt	Demetrius Eaton at TCU, 9-2-04
Blocked a punt	Erryn Cobb vs. New Hampshire, 9-9-06
Rushed for 3 or more TDs	Tyrell Sutton (3) vs. Wisconsin, 10-8-05
Rushed for 100 yards	Tyrell Sutton (168) at Iowa, 11-4-06
Two Players Rushed for 100 yards	Jason Wright (251) at Illinois, 11-22-03
	Noah Herron (163) at Illinois, 11-22-03
Rushed for 200 yards	Tyrell Sutton (212) at Illinois, 11-19-05
Completed 20-29 passes	C.J. Bachér (22) vs. Illinois, 11-18-06
Completed 30+ passes	Brett Basanez (38) vs. UCLA, 12-30-05
Passed for 3+ TDs	C.J. Bachér (3) vs. Michigan State, 10-21-06
Passed for 300-399 yards	Brett Basanez (326) vs. Michigan, 10-29-05
Passed for 400+ yards	Brett Basanez (416) vs. UCLA, 12-30-05
Passed for 500+ yards	Brett Basanez (513) at TCU, 9-2-04
Scored 3 TDs in a game	Noah Herron (3r) vs. Indiana, 10-9-04
Scored 4+ TDs in a game	Tyrell Sutton (3r, 1 rec.) vs. Wisconsin, 10-8-05
2-point conversion	Brandon Horn pass, at Hawaii, 11-27-04
Caught 10+ passes	Mark Philmore (10), vs. Iowa, 11-5-05
100-199 yards receiving	Ross Lane (136) vs. UCLA, 12-30-05
200+ yards receiving	Jonathan Fields (202) at TCU, 9-2-04
Scored 3+ TDs receiving	Jonathan Fields (3) at TCU, 9-2-04
Kicked 3 FGs in one game	David Wasielewski (3) vs. Ohio State, 10-5-02
Kicked 4 FGs in one game	Tim Long (4) vs. Michigan, 11-4-00
Kicked 5+ FGs in one game	Joel Howells (5) vs. Penn State, 9-24-05
Kicked a 50-yard FG	David Wasielewski (51) at Air Force, 8-31-02
Kicked a 70-79-yard punt	Brian Huffman (71) at Air Force, 8-31-02
Kicked an 80-89-yard punt	Merlin Norenberg (80) vs. Minnesota, 10-12-63
Kicked a 90+-yard punt	Paul Burton (90) vs. Indiana, 9-30-95
Intercepted 2 passes	Herschel Henderson (2) at Michigan State, 10-22-05
Intercepted 3+ passes	Neil Little (3) vs. Indiana, 11-10-73
Recorded 100 kickoff return yards	Sherrick McManis (101) at Wisconsin, 10-7-06
Made 20+ tackles	Tim McGarigle (21, 11-10) vs. Michigan, 10-29-05

### Opponent

Brandon Breazell (42 & 45), UCLA, 12-30-05
Chad Owens (76), Hawaii, 11-27-04
Joe Stellmacher (25), Wisconsin, 10-7-06
Leon Hall (83), Michigan, 10-29-05
Brigham Rogers, UCLA, 12-30-05
Matt Hines, Nevada, 9-22-06
Larry Grant, Ohio State, 11-11-06
Tony Hunt (3), Penn State, 9-30-06
Tony Hunt (137), Penn State, 9-30-06
Chris Markey (161), UCLA, 12-30-05
Kahlil Bell (136), UCLA, 12-30-05
P.J. Hill (249), Wisconsin, 10-7-06
Drew Stanton (27), Michigan State, 10-21-06
Curtis Painter (35), Purdue, 10-14-06
John Stocco (4), Wisconsin, 10-8-05
John Stocco (326), Wisconsin, 10-8-05
Curtis Painter (431), Purdue, 10-14-06
n/a
Tony Hunt (3r), Penn State, 9-30-06
Jonathan Orr (4rec.), Wisconsin, 10-8-05
UCLA, Marcedes Lewis pass, 12-30-05
Greg Orton (13), Purdue, 10-14-06
Kerry Reed (101), Michigan State, 10-21-06
Deon Butler (216), Penn State, 9-30-06
Jonathan Orr (4), Wisconsin, 10-8-05
Jesse Ainsworth (3), Arizona State, 9-11-04
Kevin Kelly (4), Penn State, 9-30-06
Dave Rayner (53), Michigan State, 9-28-02
Shawn McCarthy (75), Purdue, 11-12-88
Joe Garcia (2), Nevada, 9-22-06
Mike Rose (3), Purdue, 9-27-97
Dorien Bryant (113), Purdue, 10-15-05
J Leman (22, 11-11), Illinois, 11-18-06

## Northwestern Game Notes • Scoring Drives

### 2006 NU Scoring Drives—32 (+0 Def. TD/+1 ST TD)

Qtr	Opp.	Scoring Play	Plays-Yds-TOP
3	Miami	Cobb 8 blocked punt return	—
3	Miami	Sutton 19 pass from Kafka	7-69-2:53
4	Miami	Jordan 4 run	8-80-3:47
1	New Hampshire	Jordan 7 run	4-74-1:45
1	New Hampshire	Sutton 6 run	7-54-3:24
2	New Hampshire	Howells 35 FG	13-62-6:00
1	Eastern Michigan	Kafka 6 run	15-74-5:41
3	Eastern Michigan	Brewer 1 run	13-72-5:40
1	Nevada	Sutton 3 run	10-80-3:16
2	Nevada	Jordan 2 run	6-80-3:07
4	Nevada	Kafka 13 run	11-94-4:41
2	Penn State	Sutton 1 run	5-16-1:48
1	Wisconsin	Brewer 1 run	5-52-1:10
2	Wisconsin	Howells 22 FG	12-56-4:47
1	Purdue	Roberson 7 run	8-80-3:52
2	Purdue	Howells 43 FG	6-13-2:39
1	Michigan State	Lane 5 pass from Bachér	14-71-4:50
2	Michigan State	Bachér 2 run	7-74-2:25
2	Michigan State	Howells 30 FG	6-43-2:16
2	Michigan State	Herbert 18 pass from Roberson	7-88-3:00
3	Michigan State	Lane 22 pass from Bachér	5-80-3:21
3	Michigan State	Herbert 5 pass from Bachér	2-10-1:09
3	Michigan	Howells 38 FG	9-33-3:52
1	Iowa	Sutton 5 run	5-80-2:06
2	Iowa	Peterman 7 pass from Bachér	2-6-0:44
4	Iowa	Jordan 34 run	7-80-3:20
2	Ohio State	Howells 29 FG	12-69-4:39
2	Ohio State	Sutton pass from Bachér	6-75-2:25
1	Illinois	Brewer 2 run	7-41-2:40
2	Illinois	Jordan 8 pass from Bachér	14-92-5:43
2	Illinois	Howells 36 FG	10-53-2:33
3	Illinois	Sutton 2 run	6-42-2:40
4	Illinois	Howells 22 FG	10-53-4:31

### 2006 Opponent Scoring Drives—49 (+3 Def. TD/+2 ST TD)

Qtr	Opp.	Scoring Play	Plays-Yds-TOP
3	Miami	Parseghian 22 FG	12-77-5:28
1	New Hampshire	Ball 20 pass from Santos	10-80-3:34
1	New Hampshire	Santos 1 run	4-14-1:14
2	New Hampshire	Santos 1 run	14-77-4:31
2	New Hampshire	Ball 13 pass from Santos	7-81-1:57
4	New Hampshire	Santos 1 run	4-17-1:59
1	Eastern Michigan	Wellock 47 FG	8-18-3:50
2	Eastern Michigan	Wellock 30 FG	5-19-1:58
1	Nevada	Hubbard 25 pass from Rowe	5-76-2:02
1	Nevada	Jaekle 32 FG	5-5-2:07
1	Nevada	Hubbard 3 run	2-5-0:50
2	Nevada	McCoy 26 pass from Rowe	9-80-3:22
4	Nevada	Garcia 24 INT return	—
1	Penn State	Kelly 34 FG	8-37-2:52
1	Penn State	Kelly 22 FG	5-56-1:53
2	Penn State	Kelly 33 FG	13-51-4:50
2	Penn State	Hunt 1 run	10-79-2:17
3	Penn State	Kelly 36 FG	8-38-3:00
3	Penn State	Hunt 14 run	3-29-0:56
3	Penn State	Hunt 6 run	6-44-1:37
1	Wisconsin	Hill 60 run	2-61-1:06
1	Wisconsin	Mehlhoff 40 FG	9-41-3:38
2	Wisconsin	Luke 14 pass from Stocco	6-62-3:13
3	Wisconsin	Mehlhoff 42 FG	10-55-5:21
3	Wisconsin	Rowan 4 run	10-73-4:17
3	Wisconsin	Stellmacher 25 INT return	—
4	Wisconsin	Smith, L. 25 run	4-46-2:48
1	Purdue	Taylor 6 run	12-80-4:08
2	Purdue	Keller 19 pass from Painter	5-28-2:37
2	Purdue	Summers 18 FG	10-85-1:13
3	Purdue	Standeford 1 pass from Painter	11-80-4:30
4	Purdue	Painter 3 run	3-50-1:20
1	Michigan State	Swenson 32 FG	1-66-4:53
3	Michigan State	Caulcrick 18 pass from Stanton	9-65-2:51
3	Michigan State	Jimmerson 4 run	8-53-2:13
4	Michigan State	Henderson 33 blocked punt return	—
4	Michigan State	Stanton 12 run	7-60-1:55
4	Michigan State	Williams 9 pass from Stanton	6-58-2:05
4	Michigan State	Swenson 28 FG	7-19-2:46
1	Michigan	Arrington 14 pass from Henne	6-52-2:39
2	Michigan	Rivas 30 FG	11-36-4:05
3	Michigan	Hart 3 run	6-36-2:55
3	Iowa	Sims 3 run	7-54-2:48
1	Ohio State	Hartline 14 pass from Smith	5-55-2:09
1	Ohio State	Pittman 1 run	4-27-1:24
1	Ohio State	Mitchell 46 interception return	—
2	Ohio State	Hartline 9 pass from Smith	3-16-2:11
2	Ohio State	Ginn, Jr. 34 pass from Smith	3-24-0:29
3	Ohio State	Gonzalez 6 pass from Smith	5-39-2:10
3	Ohio State	Wells 1 run	9-80-5:21
4	Ohio State	Boeckman 4 run	8-42-3:53
2	Illinois	Mendenhall 86 run	1-86-0:40
2	Illinois	Pilcher safety	—
2	Illinois	Williams 9 run	2-56-0:45

### Northwestern Offensive Scoring Drives

#### 32 Drives (16 run, 8 pass, 8 FG)

- 9 First Quarter Drives (8 run, 1 pass, 0 FG)
- 13 Second Quarter Drives (3 run, 4 pass, 6 FG)
- 6 Third Quarter Drives (1 run, 4 pass, 1 FG)
- 4 Fourth Quarter Drives (3 run, 0 pass, 1 FG)

### Opponent Offensive Scoring Drives

#### 49 Drives (21 run, 14 pass, 14 FG)

- 15 First Quarter Drives (5 run, 4 pass, 6 FG)
- 14 Second Quarter Drives (4 run, 6 pass, 4 FG)
- 13 Third Quarter Drives (7 run, 3 pass, 3 FG)
- 7 Fourth Quarter Drives (5 run, 1 pass, 1 FG)

## Northwestern Game Notes • Long Plays

### 2006 20-Yard Plus Plays

Yards	Type	Player(s)	Opponent
20	KO Return	Sherrick McManis	Miami
27	Rush	Terrell Jordan	Miami
20	Pass	Eric Peterman from Mike Kafka	Miami
61	Rush	Tyrell Sutton	New Hampshire
23	Pass	Terrell Jordan from Mike Kafka	New Hampshire
20	Pass	Sam Cheatham from Mike Kafka	New Hampshire
21	Pass	Rasheed Ward from Mike Kafka	New Hampshire
40	KO Return	Sherrick McManis	Eastern Michigan
31	INT Return	Deante Battle	Eastern Michigan
21	Rush	Tyrell Sutton	Nevada
39	Pass	Ross Lane from Mike Kafka	Nevada
55	Rush	Mike Kafka	Nevada
45	KO Return	Sherrick McManis	Nevada
35	INT Return	Brendan Smith	Nevada
25	Rush	Tyrell Sutton	Penn State
36	Pass	Ross Lane from Andrew Brewer	Penn State
30	KO Return	Sherrick McManis	Penn State
22	Pass	Eric Peterman from Andrew Brewer	Penn State
21	KO Return	Sherrick McManis	Wisconsin
47	KO Return	Sherrick McManis	Wisconsin
29	Pass	Kim Thompson from Andrew Brewer	Wisconsin
33	KO Return	Sherrick McManis	Wisconsin
24	Rush	Andrew Brewer	Wisconsin
37	Pass	Shaun Herbert from Andrew Brewer	Purdue
54	Rush	Tyrell Sutton	Purdue
47	Pass	Eric Peterman from C.J. Bachér	Michigan State
30	Pass	Ross Lane from C.J. Bachér	Michigan State
22	Rush	Tyrell Sutton	Michigan State
52	Pass	Eric Peterman from C.J. Bachér	Michigan State
<b>22</b>	<b>Pass</b>	<b>Ross Lane from C.J. Bachér</b>	<b>Michigan State</b>
41	INT Return	Marquice Cole	Michigan State
64	Rush	Tyrell Sutton	Michigan State
32	INT Return	Brendan Smith	Michigan State
27	KO Return	Sherrick McManis	Michigan State
23	Pass	Eric Peterman from C.J. Bachér	Michigan
20	KO Return	Sherrick McManis	Michigan
25	Pass	Tyrell Sutton from C.J. Bachér	Michigan
26	KO Return	Sherrick McManis	Michigan
23	Pass	Ross Lane from C.J. Bachér	Michigan
21	Pass	Ross Lane from C.J. Bachér	Michigan
48	Pass	Andrew Brewer from C.J. Bachér	Iowa
23	Fumble Return	Eddie Simpson	Iowa
20	Pass	Ross Lane from C.J. Bachér	Iowa
24	KO Return	Sherrick McManis	Iowa
33	KO Return	Sherrick McManis	Iowa
<b>34</b>	<b>Rush</b>	<b>Terrell Jordan</b>	<b>Iowa</b>
22	Rush	Tyrell Sutton	Iowa
21	Pass	Shaun Herbert from C.J. Bachér	Ohio State
34	Pass	Tyrell Sutton from C.J. Bachér	Ohio State
26	Pass	Erry Cobb from C.J. Bachér	Ohio State
23	Pass	Rasheed Ward from C.J. Bachér	Ohio State
21	Punt Return	Brendan Smith	Ohio State
22	Pass	Sam Cheatham from C.J. Bachér	Illinois
38	Pass	Shaun Herbert from C.J. Bachér	Illinois
20	Pass	Terrell Jordan from C.J. Bachér	Illinois
20	Pass	Ross Lane from C.J. Bachér	Illinois
28	Pass	Shaun Herbert from C.J. Bachér	Illinois
38	Pass	Rasheed Ward from C.J. Bachér	Illinois
21	Pass	Eric Peterman from C.J. Bachér	Illinois

**Bold** denotes touchdowns

### LONG PLAYS BY THE NUMBERS

Plays by Yards	No.
20-29	.34
30-39	.14
40-49	.6
50-59	.3
60+	.2

Plays by Type	No.
Passing	.23
Kickoff Returns	.19
Rushing	.11
Interception Returns	.4
Fumble Returns	.1
Punt Returns	.1
Total	.59
Touchdowns	.2

### 20-YARDS PLUS BY PLAYER

Player	No.	TDs	Type
Sherrick McManis	12	0	12—KR
Tyrell Sutton	9	0	7—R, 2—P
Ross Lane	8	1	8—P
Eric Peterman	6	0	6—P
Terrell Jordan	4	1	2—R, 2—P
Shaun Herbert	4	0	4—P
Brendan Smith	2	0	1—INT, 1—PR
Andrew Brewer	2	0	1—R, 1—P
Sam Cheatham	2	0	2—P
Rasheed Ward	2	0	2—P
Deante Battle	1	0	1—INT
Mike Kafka	1	0	1—R
Rasheed Ward	1	0	1—P
Marquice Cole	1	0	1—INT
Eddie Simpson	1	0	1—F
Erryn Cobb	1	0	1—P
Kim Thompson	1	0	1—P

#### Legend

P—Pass; R—Rush; KR—Kickoff Return; PR—Punt Return; INT—Interception; F—Fumble Recovery.

### LONGEST PLAYS OF THE YEAR

#### Rushing

64, Tyrell Sutton vs. Michigan State, 10-21-06

#### Rushing Touchdown

34, Terrell Jordan at Iowa, 11-4-06

#### Passing

52, Eric Peterman from C.J. Bachér vs. Michigan State, 10-21-06

#### Passing Touchdown

22, Ross Lane from C.J. Bachér vs. Michigan State, 10-21-06

#### Punt Return

21, Brendan Smith vs. Ohio State, 11-11-06

#### Kickoff Return

47, Sherrick McManis at Wisconsin, 10-7-06

#### Interception Return

41, Marquice Cole vs. Michigan State, 10-21-06

#### Fumble Return

23, Eddie Simpson at Iowa, 11-4-06

#### Punt

54, Slade Larscheid vs. Purdue, 10-14-06

#### Field Goal

43, Joel Howells vs. Purdue, 10-14-06

## Northwestern Game Notes • Individual Single-Game Career Highs

### #49 • FRAYNE ABERNATHY • TE

Receptions: 1 (four times), last at Illinois, 11/19/05  
Touchdowns: 1 (twice), last at Illinois, 11/19/05  
Yards: 20 vs. Penn State, 9/24/05  
Long Reception: 20 vs. Penn State, 9/24/05

### #18 • C.J. BACHER • QB

Pass Attempts: 41 at Michigan, 10/28/06  
Completions: 20 at Michigan, 10/28/06  
Passing Yards: 269 vs. Illinois, 11/18/06  
Touchdown Passes: 3 vs. Michigan State, 10/21/06  
Long Pass: 52 vs. Michigan State, 10/21/06  
Rushing Yards: 14 vs. Ohio, 9/3/05  
Rushing Attempts: 4 vs. Purdue, 10/14/06  
Long Rush: 18 vs. Ohio State, 11/12/05

### #22 • DEANTE BATTLE • CB

Tackles: 12 vs. Iowa, 12/5/05  
Solo Tackles: 9 vs. Purdue, 10/14/06  
Assisted Tackles: 7 at Iowa, 11/4/06  
Interceptions: 1 (twice) last vs. Eastern Michigan, 9/16/06  
Pass Deflections: 2 vs. Iowa, 12/5/05  
TFL: 3 vs. Purdue, 10/14/06

### #12 • ANDREW BREWER • QB

Pass Attempts: 30 at Penn State, 9/30/06  
Completions: 14 at Penn State, 9/30/06  
Passing Yards: 157 at Penn State, 9/30/06  
Long Pass: 36 at Penn State, 9/30/06  
Rushing Yards: 80 at Wisconsin, 10/7/06  
Rushing Attempts: 20 vs. Purdue, 10/14/06  
Rushing TD: 1 (three times), last vs. Illinois, 11/18/06  
Long Rush: 24 at Wisconsin, 10/7/06  
Receptions: 1 at Iowa, 11/4/06  
Yards: 48 at Iowa, 11/4/06  
Long Reception: 48 at Iowa, 11/4/06

### #32 • SAM CHEATHAM • WR

Receptions: 3 vs. New Hampshire, 9/9/05  
Yards: 34 vs. New Hampshire, 9/9/05  
Long Reception: 22 vs. Illinois, 11/18/06

### #44 • ERRYN COBB • TE

Receptions: 2 vs. Ohio, 9/3/05  
Yards: 29 vs. Ohio, 9/3/05  
Long Reception: 26 vs. Ohio State, 11/11/06  
Rushing Yards: 6 vs. Purdue, 10/14/06  
Rushing Attempts: 1 (three times) last vs. Purdue, 10/14/06  
Long Rush: 6 vs. Purdue, 10/14/06  
Blocked Punt for TD: 1 at Miami (Ohio), 8/31/06

### #20 • MARQUICE COLE • CB

Tackles: 10 vs. Purdue, 10/14/06  
Solo Tackles: 10 vs. Purdue, 10/14/06  
Pass Deflections: 2 at Miami (Ohio), 8/31/06  
Long Punt Return: 81 vs. Northern Illinois, 9/10/05  
TFL: 1 (twice) last vs. Purdue, 10/14/06

### #29 • OMAR CONTEH • RB

Rushing Yards: 21 vs. Ohio, 9/3/05  
Rushing Attempts: 5 vs. Ohio, 9/3/05  
Long Run: 12 vs. Ohio, 9/3/05  
Long Kickoff Return: 20 at Purdue, 10/15/05

### #42 • DEMETRIUS EATON • LB

Tackles: 11 at Wisconsin, 10/23/04  
Solo Tackles: 5 (twice) last at Michigan, 10/28/06  
Assisted Tackles: 6 (twice) last at Iowa, 11/4/06  
TFL: 1.0 (three times) last vs. Eastern Michigan, 9/16/06  
Sacks: 1 at Miami (Ohio), 8/31/06  
Blocked PAT/FG: FG at TCU, 9/2/04  
Fumble Recovery for TD: 1 at Michigan State, 10/22/05

### #70 • JOHN GILL • DT

Tackles: 7 at Michigan, 10/28/06  
Solo Tackles: 6 last at Nevada, 9/22/06  
Assisted Tackles: 3 (twice) last vs. Ohio State, 11/11/06  
TFL: 1 (five times) last at Iowa, 11/4/06  
Sacks: 1 (twice) last at Nevada, 9/22/06

### #21 • BRYAN HEINZ • SAF

Tackles: 15 at Illinois, 11/22/03  
Solo Tackles: 9 at Illinois, 11/22/03  
Assisted Tackles: 6 at Illinois, 11/22/03  
TFL: 2 vs. Illinois, 11/18/06  
Interceptions: 2 at Illinois, 11/22/03  
Pass Deflections: 2 at Illinois, 11/22/03  
Fumble Recoveries: 1 vs. Purdue, 10/30/04

### #3 • SHAUN HERBERT • WR

Receptions: 11 at Purdue, 10/15/05  
Yards: 138 at Michigan State, 10/22/05  
Long Reception: 62 at Hawaii, 11/27/04  
Touchdowns: 2 (three times), last vs. Michigan State, 10/21/06

### #93 • JOEL HOWELLS • PK

Field Goals: 5 vs. Penn State, 9/24/05  
Long Field Goal: 46 (twice), last vs. Penn State, 9/24/05  
PAT's in a game: 7 at Michigan State, 10/22/05

### #87 • TONJUA JONES • WR

Receptions: 1 (twice) last at Penn State, 9/30/06  
Yards: 16 vs. UCLA, 12/30/05  
Long Reception: 16 vs. UCLA, 12/30/05

### #26 • TERRELL JORDAN • RB

Rushing Yards: 87 at Purdue, 11/1/03  
Rushing Attempts: 16 at Purdue, 11/1/03  
Rushing TD: 1 (seven times), last at Iowa, 11/4/06  
Long Run: 40 at Kansas, 8/30/03  
Receptions: 3 vs. New Hampshire, 9/9/06  
Receiving Yards: 28 vs. Miami (Ohio), 9/13/03  
Long Reception: 23 (twice), last vs. New Hampshire, 9/9/06  
Long Kickoff Return: 36 vs. Illinois, 11/20/04  
Kickoff Return Yards: 121 at Hawaii, 11/27/04

### #43 • ADAM KADELA • LB

Tackles: 11 vs. Michigan, 10/29/05  
Solo Tackles: 9 at Purdue, 10/15/05  
Assisted Tackles: 7 (three times) last vs. Ohio State, 11/11/06  
TFL: 2 vs. Kansas, 9/18/04  
Interceptions: 1 vs. Penn State, 9/24/05

### #13 • MIKE KAFKA • QB

Pass Attempts: 32 vs. New Hampshire, 9/9/06  
Completions: 19 vs. New Hampshire, 9/9/06  
Passing Yards: 173 vs. New Hampshire, 9/9/06  
Touchdown Passes: 1 at Miami (Ohio), 8/31/06  
Long Pass: 23 vs. New Hampshire, 9/9/06  
Rushing Yards: 111 at Nevada, 9/22/06  
Rushing Attempts: 17 at Miami (Ohio), 8/31/06  
Long Rush: 55 at Nevada, 9/22/06

### #91 • MARK KOEHN • DL

Tackles: 6 vs. Northern Illinois, 9/10/05  
Solo Tackles: 2 (twice) last vs. Purdue, 10/14/06  
Assisted Tackles: 6 vs. Northern Illinois, 9/10/05  
TFL: 1 (three times) last at Iowa, 11/4/06  
Sacks: 1 at Iowa, 11/4/06

### #9 • ROSS LANE • WR

Receptions: 7 vs. UCLA, 12/30/05  
Yards: 136 vs. UCLA, 12/30/05  
Long Reception: 45 vs. UCLA, 12/30/05  
Touchdowns: 2 vs. Michigan State, 10/21/06

### #15 • SLADE LARSCHEID • P

Most Punts: 9 (twice) last at Penn State, 9/30/06  
Fewest Punts: 1 vs. Michigan, 10/29/05  
Punting Avg.: 42.5 at Nevada, 9/22/06  
Long Punt: 57 vs. Iowa, 11/5/05

### #24 • SHERRICK McMANIS • CB

Long Kickoff Return: 47 at Wisconsin, 10/7/06  
Kickoff Return Yards: 101 at Wisconsin, 10/7/06  
Tackles: 4 at Michigan, 10/28/06  
Solo Tackles: 3 at Penn State, 9/30/06  
Pass Deflections: 2 (twice) last vs. Ohio State, 11/11/06

### #27 • REGGIE McPHERSON • SAF

Tackles: 10 at Arizona State, 9/17/05  
Solo Tackles: 8 at Nevada, 9/22/06  
Assisted Tackles: 5 vs. Penn State, 9/24/05  
Pass Deflections: 2 vs. Purdue, 10/14/06  
Interceptions: 1 (twice) last at Iowa, 11/4/06

### #95 • KEVIN MIMS • DL

Tackles: 9 vs. Michigan, 10/29/05  
Solo Tackles: 7 vs. New Hampshire, 9/9/06  
Assisted Tackles: 7 vs. Michigan, 10/29/05  
TFL: 2 at Arizona State, 9/17/05  
Interception: 1 vs. UCLA, 12/30/05  
Interception for TD: 1 vs. UCLA, 12/30/05

### #72 • DAVID NGENE • DE

Tackles: 3 vs. Eastern Michigan, 9/16/06  
Solo Tackles: 2 (twice) last vs. Eastern Michigan, 9/16/06  
Assisted Tackles: 2 vs. Ohio, 9/3/05  
TFL: 2 vs. Eastern Michigan, 9/16/06  
Sacks: 1 at Iowa, 11/4/06  
QB Hurries: 3 vs. Illinois, 11/18/06

### #10 • ERIC PETERMAN • WR

Receptions: 4 at Michigan, 10/28/06  
Yards: 99 vs. Michigan State, 10/21/06  
Long Reception: 67 at Purdue, 10/15/05  
Touchdowns: 1 (twice), last at Michigan State, 10/22/05  
Rushing Yards: 4 at Michigan, 10/28/06  
Rushing Attempts: 1 (twice) last at Michigan, 10/28/06

### #38 • NICK ROACH • LB

Tackles: 15 vs. Illinois, 11/20/04  
Solo Tackles: 9 (twice) last at Wisconsin, 10/7/06  
Assisted Tackles: 9 vs. Ohio State, 11/12/05  
TFL: 3 vs. Kansas, 9/18/04  
Sacks: 1.5 vs. Ohio State, 10/2/04  
Pass Deflections: 2 vs. Purdue, 10/30/04  
Interception: 1 (twice) last at Penn State, 9/30/06  
Interception for TD: 1 vs. UCLA, 12/30/05

### #11 • BRANDON ROBERSON • RB

Rushing Yards: 64 at Michigan State, 10/22/05  
Rushing Attempts: 15 at Michigan State, 10/22/05  
Long Run: 33 vs. Michigan, 10/29/05  
Pass Attempts: 1 vs. Michigan State, 10/21/06  
Touchdown Passes: 1 vs. Michigan State, 10/21/06  
Receptions: 2 (twice), last at Illinois, 11/19/05  
Receiving Yards: 20 at Purdue, 10/15/05  
Receiving TD: 1 at Purdue, 10/15/05  
Long Reception: 19 vs. Northern Illinois, 9/10/05  
Long Kickoff Return: 21 at Michigan, 11/13/04  
Kickoff Return Yards: 38 (twice), at Michigan State, 10/22/05

### #40 • EDDIE SIMPSON • LB

Tackles: 9 at Illinois, 11/19/05  
Solo Tackles: 6 at Nevada, 9/22/06  
Assisted Tackles: 6 (twice) last vs. Ohio State, 11/11/06  
TFL: 2 at Nevada, 9/22/06  
Sacks: 1 at Miami (Ohio), 8/31/06  
Fumble Recovery: 1 at Iowa, 11/4/06

### #39 • BRENDAN SMITH • SAF

Tackles: 12 at Penn State, 9/30/06  
Solo Tackles: 11 at Michigan, 10/28/06  
Assisted Tackles: 6 (twice) last at Penn State, 9/30/06  
Interceptions: 1 (five times) last vs. Iowa, 11/4/06  
Pass Deflections: 2 at Miami (Ohio), 8/31/06

### #19 • TYRELL SUTTON • RB

Rushing Yards: 244 vs. Wisconsin, 10/8/05  
Rushing Attempts: 34 (twice) last vs. Illinois, 11/18/06  
Long Run: 64 vs. Michigan State, 10/21/06  
Rushing TD: 4 vs. Northern Illinois, 9/10/05  
Receptions: 10 at Purdue, 10/15/05  
Receiving Yards: 89 at Purdue, 10/15/05  
Receiving TDs: 1 (four times), last vs. Ohio State, 11/11/06  
Long Reception: 34 vs. Ohio State, 11/11/06  
All-Purpose Yards: 253 vs. Wisconsin, 10/8/05

### #84 • KIM THOMPSON • WR

Receptions: 5 vs. Ohio, 9/3/05  
Yards: 99 vs. Ohio, 9/3/05  
Touchdowns: 1 (twice), last vs. Wisconsin, 10/8/05  
Long Reception: 52 vs. Wisconsin, 10/8/05  
Long TD reception: 52 vs. Wisconsin, 10/8/05

### #8 • RASHEED WARD • WR

Receptions: 5 at Arizona State, 9/17/05  
Yards: 67 at Arizona State, 9/17/05  
Touchdowns: 1 at Arizona State, 9/17/05  
Long Reception: 38 vs. Illinois, 11/18/06

### #99 • COREY WOOTTON • DE

Tackles: 7 vs. New Hampshire, 9/9/06  
Solo Tackles: 4 (twice) last at Michigan, 10/28/06  
Assisted Tackles: 4 vs. New Hampshire, 9/9/06  
Sacks: 2 at Miami (Ohio), 8/31/06  
TFL: 2 (twice) last vs. Michigan State, 10/21/06  
Interceptions: 1 (twice) last vs. Purdue, 10/14/06  
Quarterback Hurries: 2 at Iowa, 11/4/06

## Northwestern Game Notes • Game-By-Game Offensive Stats

### RUSHING

Player	No-Yds/TD	Miami (OH)	UNH	EMU	NEV	PSU	WIS	PUR	MSU	MICH	IOWA	OSU	ILL
Tyrell Sutton	189-1,000/5	13-63/0	14-99/1	18-91/0	16-94/1	8-40/1	8-18/0	10-82/0	21-172/0	7-6/0	28-168/1	12-57/0	34-110/1
Mike Kafka	48-263/2	17-89/0	11-46/0	5-33/1	12-111/1	DNP-1	DNP-1	DNP	DNP	DNP	DNP	3-(12)/0	DNP
Terrell Jordan	66-219/4	8-44/1	9-48/1	4-7/0	7-31/1	3-0/0	5-13/0	4-12/0	7-6/0	5-(8)/0	6-57/1	2-8/0	6-1/0
Andrew Brewer	72-202/3	0-0/0	DNP	15-26/1	1-7/0	17-41/0	13-80/1	20-30/0	DNP	2-6/0	2-(1)/0	0-0/0	2-13/1
Brandon Roberson	3-28/1	DNP	0-0/0	DNP	DNP	DNP	0-0/0	3-28/1	0-0/0	0-0/0	DNP	DNP	DNP
Omar Conteh	6-28/0	0-0/0	0-0/0	0-0/0	0-0/0	0-0/0	2-11/0	0-0/0	0-0/0	0-0/0	0-0/0	4-17/0	0-0/0
Shaun Herbert	2-14/0	0-0/0	0-0/0	0-0/0	0-0/0	0-0/0	0-0/0	0-0/0	0-0/0	0-0/0	0-0/0	0-0/0	2-14/0
Erryn Cobb	3-10/0	0-0/0	0-0/0	1-1/0	1-3/0	0-0/0	0-0/0	1-6/0	0-0/0	0-0/0	0-0/0	0-0/0	0-0/0
Eric Peterman	3-4/0	0-0/0	0-0/0	0-0/0	0-0/0	0-0/0	0-0/0	0-0/0	0-0/0	1-4/0	0-0/0	0-0/0	2-0/0
Jeff Yarbrough	1-(1)/0	0-0/0	0-0/0	0-0/0	0-0/0	0-0/0	0-0/0	0-0/0	0-0/0	0-0/0	1-(1)/0	0-0/0	0-0/0
C.J. Bachér	22-(34)/1	DNP-1	DNP-1	DNP-1	DNP-1	DNP	DNP	4-10/0	7-(1)/1	2-(21)/0	2-2/0	3-(2)/0	4-(22)/0
Team	7-(32)/0	1-(3)/0	1-(2)/0	1-(2)/0	0-0/0	0-0/0	0-0/0	0-0/0	0-0/0	0-0/0	2-0/0	0-0/0	2-(25)/0
<b>TOTALS</b>	<b>422-1,705/16</b>	<b>39-193/1</b>	<b>35-187/2</b>	<b>44-156/2</b>	<b>37-246/3</b>	<b>28-81/1</b>	<b>28-122/1</b>	<b>42-168/1</b>	<b>35-177/1</b>	<b>17-(13)/0</b>	<b>41-225/2</b>	<b>24-68/0</b>	<b>52-95/2</b>

### RECEIVING

Player	No-Yds/TD	Miami (OH)	UNH	EMU	NEV	PSU	WIS	PUR	MSU	MICH	IOWA	OSU	ILL
Shaun Herbert	47-494/2	4-33/0	4-15/0	6-37/0	4-48/0	3-34/0	2-17/0	1-37/0	6-54/2	5-39/0	4-46/0	4-57/0	4-77/0
Tyrell Sutton	40-261/2	3-23/1	4-35/0	1-1/0	0-0/0	2-9/0	2-0/0	3-2/0	2-20/0	6-55/0	5-35/0	7-75/1	5-6/0
Ross Lane	30-401/2	0-0/0	1-6/0	2-14/0	2-48/0	4-66/0	2-22/0	1-5/0	4-71/2	3-52/0	5-52/0	4-28/0	2-37/0
Eric Peterman	23-349/1	1-20/0	1-13/0	3-23/0	1-17/0	1-22/0	3-26	0-0/0	2-99/0	4-50/0	3-32/0	1-5/0	3-42/0
Rasheed Ward	22-212/0	4-19/0	3-43/0	3-26/0	2-9/0	0-0/0	0-0/0	1-19/0	0-0/0	1-8/0	0-0/0	4-38/0	4-50/0
Terrell Jordan	8-68/1	1-11/0	3-27/0	0-0/0	0-0/0	0-0/0	0-0/0	2-2/0	0-0/0	0-0/0	0-0/0	0-0/0	2-28/1
Sam Cheatham	6-72/0	0-0/0	3-34/0	1-9/0	0-0/0	0-0/0	0-0/0	0-0/0	0-0/0	0-0/0	0-0/0	0-0/0	2-29/0
Kim Thompson	4-62/0	DNP-1	DNP-1	DNP-1	DNP-1	2-15/0	1-29/0	1-18/0	DNP	DNP	DNP	DNP	DNP
Jeff Yarbrough	4-24/0	0-0/0	0-0/0	0-0/0	0-0/0	1-0/0	0-0/0	0-0/0	2-19/0	0-0/0	1-5/0	0-0/0	0-0/0
Erryn Cobb	2-26/0	0-0/0	0-0/0	0-0/0	0-0/0	0-0/0	0-0/0	0-0/0	0-0/0	1-0/0	0-0/0	1-26/0	0-0/0
Andrew Brewer	1-48/0	0-0/0	DNP	0-0/0	0-0/0	0-0/0	0-0/0	0-0/0	0-0/0	0-0/0	1-48/0	0-0/0	0-0/0
Tonjua Jones	1-11/0	0-0/0	0-0/0	0-0/0	0-0/0	1-11/0	0-0/0	0-0/0	0-0/0	0-0/0	0-0/0	0-0/0	0-0/0
<b>TOTALS</b>	<b>188-2,028/8</b>	<b>13-106/1</b>	<b>19-173/0</b>	<b>16-110/0</b>	<b>9-122/0</b>	<b>14-157/0</b>	<b>10-94/0</b>	<b>9-83/0</b>	<b>16-263/4</b>	<b>20-204/0</b>	<b>19-218/1</b>	<b>21-229/1</b>	<b>22/269/1</b>

### PASSING

Player	Att	Comp	Int	Pct	Yds	TD	Lng	Sack	Yds	C.J. Bachér	Att	Comp	Int	Pct	Yds	TD	Lng	Sack	Yds	
Mike Kafka										Miami (Ohio)										
Miami (Ohio)	17	13	0	.765	106	1	20	1	9	DNP										
New Hampshire	32	17	1	.531	173	0	23	1	4	New Hampshire										
Eastern Michigan	18	10	1	.556	76	0	12	1	1	Eastern Michigan										
Nevada	21	9	3	.429	122	0	39	1	5	Nevada										
Penn State		DNP								Penn State										
Wisconsin		DNP								Wisconsin										
Purdue		DNP								Purdue	4	2	0	.500	24	0	19	2	14	
Michigan State		DNP								Michigan State	29	15	2	.517	245	3	52	1	11	
Michigan		DNP								Michigan	41	20	2	.488	204	0	25	2	21	
Iowa		DNP								Iowa	29	19	2	.655	218	1	48	1	7	
Ohio State	8	4	0	.500	17	0	9	2	12	Ohio State	28	17	2	.607	212	1	34	1	2	
Illinois		DNP								Illinois	30	22	0	.733	269	1	38	3	23	
<b>Totals</b>	<b>96</b>	<b>55</b>	<b>5</b>	<b>.573</b>	<b>494</b>	<b>1</b>	<b>39</b>	<b>6</b>	<b>31</b>	<b>Totals</b>	<b>161</b>	<b>95</b>	<b>8</b>	<b>.590</b>	<b>1,172</b>	<b>6</b>	<b>52</b>	<b>10</b>	<b>78</b>	
<b>Andrew Brewer</b>	<b>Att</b>	<b>Comp</b>	<b>Int</b>	<b>Pct</b>	<b>Yds</b>	<b>TD</b>	<b>Lng</b>	<b>Sack</b>	<b>Yds</b>											
Miami (Ohio)	0	0	0	.000	0	0	0	0	0											
New Hampshire		DNP																		
Eastern Michigan	8	6	0	.750	34	0	16	1	4											
Nevada	0	0	0	.000	0	0	0	0	0											
Penn State	30	14	1	.467	157	0	36	3	11											
Wisconsin	24	10	1	.417	94	0	29	2	15											
Purdue	11	7	1	.636	59	0	37	3	17											
Michigan State		DNP																		
Michigan	1	0	1	.000	0	0	0	1	6											
Iowa	0	0	0	.000	0	0	0	0	0											
Ohio State	0	0	0	.000	0	0	0	0	0											
Illinois	0	0	0	.000	0	0	0	0	0											
<b>Totals</b>	<b>74</b>	<b>37</b>	<b>4</b>	<b>.500</b>	<b>344</b>	<b>0</b>	<b>37</b>	<b>10</b>	<b>53</b>											

## Northwestern Game Notes • Game-By-Game Defensive Stats

### GAME-BY-GAME TACKLES

	UA-AT	TT	MU	UNH	EMU	NEV	PSU	WIS	PUR	MSU	MICH	IOWA	OSU	ILL
Adam Kadela	45-35	80	3-2	0-4	4-4	8-1	5-2	5-1	3-1	6-3	3-2	2-7	5-7	1-1
Brendan Smith	48-20	68	1-1	5-0	4-2	3-0	6-6	4-3	5-1	2-3	11-0	3-2	1-2	3-0
Deante Battle	46-21	67	1-1	5-0	3-2	7-0	5-2	3-3	9-1	4-1	2-2	3-7	2-2	2-0
Nick Roach	41-21	62	4-4	8-2	5-4	4-1	3-3	9-2	7-3	1-2	DNP-I	DNP-I	DNP-I	DNP-I
Reggie McPherson	33-24	57	3-0	0-2	1-2	8-0	2-4	1-1	6-1	1-1	4-4	3-4	3-4	1-1
Demetrius Eaton	27-27	54	3-2	3-4	3-1	4-0	1-4	0-4	0-1	3-0	5-0	0-6	4-2	1-3
Corey Wootton	31-20	51	4-2	3-4	3-2	2-0	3-3	3-2	1-2	5-0	4-1	0-2	0-1	3-1
Marquice Cole	36-8	44	2-1	1-0	1-0	3-1	3-2	7-2	10-0	2-1	DNP-I	1-0	3-1	3-0
John Gill	26-14	40	3-1	3-1	0-0	6-0	1-1	3-2	1-0	1-1	5-2	1-3	2-3	0-0
Kevin Mims	26-12	38	1-1	7-1	3-0	1-0	1-2	2-0	1-1	2-3	4-0	3-4	1-0	0-0
Eddie Simpson	24-13	37	2-1	1-0	0-0	6-0	1-1	DNP-I	DNP-I	DNP-I	6-2	1-5	6-2	1-2
Adam Hahn	11-17	28	0-0	1-1	0-0	0-1	1-3	2-2	1-3	0-2	1-0	1-3	2-1	2-1
Sherrick McManis	16-6	22	0-0	DNP-I	0-0	1-0	3-0	0-1	2-1	2-0	2-2	4-1	2-1	0-0
Mike Dinard	8-8	16	1-3	1-0	1-0	2-0	0-1	2-1	1-0	0-0	0-0	0-1	0-2	0-0
Mark Koehn	6-8	14	1-0	0-1	0-0	0-0	1-2	1-0	2-2	1-0	0-0	0-2	0-0	0-1
Keegan Kennedy	6-4	10	0-1	0-0	0-0	0-0	0-0	1-0	0-0	0-0	2-1	0-0	1-1	2-1
Malcolm Arrington	6-4	10	1-0	0-0	0-0	0-0	2-0	1-1	0-0	0-0	0-1	0-2	2-0	0-0
David Ngene	6-2	8	DNP-I	DNP-I	2-1	1-0	2-1	0-0	DNP-I	0-0	DNP-I	1-0	0-0	0-0
Brad Phillips	5-2	7	0-0	1-0	1-0	0-0	1-0	0-1	0-0	2-1	0-0	0-0	0-0	0-0
Bryan Heinz	5-1	6	DNP-I	DNP-I	DNP-I	DNP-I	DNP-I	DNP-I	DNP-I	DNP-I	DNP-I	DNP-I	1-1	4-0
Chris Malleo	5-1	5	0-0	0-0	1-1	0-0	1-0	0-0	0-0	2-0	0-0	0-0	0-0	1-0
Omar Conteh	2-3	5	0-0	0-0	1-0	0-0	0-0	0-1	0-0	1-1	0-0	0-1	0-0	0-0
Campbell Black	3-2	5	0-0	0-0	0-0	0-0	0-1	2-0	1-0	0-0	0-0	0-1	0-0	0-0
Chaz Richart	4-1	5	1-0	3-1	0-0	DNP-I	DNP-I	DNP-I	DNP-I	DNP-I	DNP-I	DNP-I	DNP-I	DNP-I
Ben Rothrauff	4-1	4	0-0	0-0	0-0	0-0	1-0	0-0	0-0	0-1	0-0	0-0	2-0	1-0
Cory Dious	3-1	4	0-0	DNP	DNP	DNP	DNP	1-1	0-0	0-0	1-0	1-0	0-0	0-0
David Oredugba	3-1	4	1-0	1-0	0-0	0-0	1-0	0-0	0-0	0-0	0-0	0-0	0-1	0-0
Prince Kwateng	3-1	4	0-0	0-0	0-0	0-0	1-0	0-1	1-0	1-0	0-0	0-0	0-0	DNP-I
Nathan Shanks	1-2	3	0-0	0-0	0-1	0-0	1-0	0-0	0-1	0-0	DNP	DNP	DNP	DNP-I
Erryn Cobb	2-1	3	1-0	0-0	1-0	0-0	0-0	0-1	0-0	0-0	0-0	0-0	0-0	0-0
Marshall Thomas	2-1	3	1-0	0-0	0-0	DNP	1-0	0-0	0-0	0-1	0-0	0-0	0-0	0-0
Ryan Black	1-0	1	0-0	0-0	0-0	0-0	0-0	0-0	1-0	0-0	0-0	0-0	0-0	2-0
Gerard Hamlett	1-0	1	0-0	0-0	0-0	1-0	0-0	DNP	DNP	DNP-I	DNP-I	DNP-I	DNP-I	DNP-I
Phil Brunner	1-0	1	0-0	0-0	1-0	0-0	0-0	0-0	0-0	0-0	0-0	0-0	0-0	0-0
Corbin Bryant	0-1	1	0-0	0-1	DNP-I	DNP-I	DNP-I	DNP-I	DNP-I	DNP-I	DNP-I	DNP-I	DNP-I	DNP-I
Slade Larscheid	1-0	1	0-0	0-0	0-0	1-0	0-0	0-0	0-0	0-0	0-0	0-0	0-0	0-0
Dan Dixon	1-0	1	0-0	0-0	0-0	0-0	0-0	0-0	0-0	0-0	0-0	0-0	0-0	0-0

### PUNTING

	No.	Yds	Avg	Long	TB	FC	I20	Blkd
Slade Larscheid	65	2,417	37.2	54	5	7	14	2
<b>Team Totals</b>	<b>65</b>	<b>2,417</b>	<b>37.2</b>	<b>54</b>	<b>5</b>	<b>7</b>	<b>14</b>	<b>2</b>
<b>Opponents</b>	<b>57</b>	<b>2,211</b>	<b>38.8</b>	<b>69</b>	<b>8</b>	<b>7</b>	<b>25</b>	<b>2</b>

## Northwestern Game Notes • Game-By-Game Starters/Season Superlatives

### Offense

Opponent	TE/WR	LT	LG	C	RG	RT	WR	WR/RB	QB	RB	WR
at Miami (Ohio)	Cobb (TE)	Thiry	Tripodi	Rees	Belding	Keenan	Herbert	Cheatham	Kafka	Sutton	Lane
New Hampshire	Cobb (TE)	Thiry	Tripodi	Rees	Belding	Keenan	Herbert	Cheatham	Kafka	Sutton	Jones
Eastern Michigan	Cobb (TE)	Thiry	Tripodi	Rees	Belding	Keenan	Herbert	Peterman	Kafka	Sutton	Lane
at Nevada	Cobb (TE)	Thiry	Tripodi	Rees	Belding	Keenan	Herbert	Cheatham	Kafka	Sutton	Lane
at Penn State	Cobb (TE)	Thiry	Tripodi	Rees	Belding	Keenan	Herbert	Thompson	Brewer	Sutton	Lane
at Wisconsin	Cobb (TE)	Thiry	Tripodi	Rees	Belding	Keenan	Herbert	Thompson	Brewer	Sutton	Lane
Purdue	Cobb (TE)	Taylor	Tripodi	Rees	Matthews	Keenan	Herbert	Thompson	Brewer	Sutton	Jones
Michigan State	Cobb (TE)	Thiry	Tripodi	Rees	Belding	Keenan	Herbert	Peterman	Bachér	Sutton	Lane
at Michigan	Cobb (TE)	Thiry	Tripodi	Rees	Crum	Keenan	Herbert	Peterman	Bachér	Sutton	Lane
at Iowa	Cobb (TE)	Thiry	Tripodi	Rees	Crum	Keenan	Herbert	Peterman	Bachér	Sutton	Lane
Ohio State	Cobb (TE)	Thiry	Tripodi	Rees	Crum	Keenan	Herbert	Ward	Bachér	Sutton	Lane
Illinois	Cobb (TE)	Thiry	Tripodi	Rees	Crum	Keenan	Herbert	Cheatham	Bachér	Jordan*	Yarbrough

### Defense

Opponent	LE	DT	RE	LB	LB	LB/DT	LB	CB	SAF	SAF	CB
at Miami (Ohio)	Wootton	Gill	Mims	Roach	Kadela	Dinard	Eaton	Cole	Smith	McPherson	Battle
New Hampshire	Wootton	Gill	Mims	Roach	Kadela	Dinard	Eaton	Cole	Smith	McPherson	Battle
Eastern Michigan	Wootton	Hahn	Ngene	Roach	Kadela	Dinard	Eaton	Cole	Smith	McPherson	Battle
at Nevada	Wootton	Hahn	Ngene	Roach	Kadela	Gill (DT)	Eaton	Cole	Smith	McPherson	Battle
at Penn State	Wootton	Hahn	Ngene	Roach	Kadela	Gill (DT)	Eaton	Cole	Smith	McPherson	Battle
at Wisconsin	Wootton	Hahn	Ngene	Roach	Kadela	Gill (DT)	Eaton	Cole	Smith	McPherson	Battle
Purdue	Wootton	Hahn	Mims	Roach	Kadela	Gill (DT)	McManis (CB)	Cole	Smith	McPherson	Battle
Michigan State	Wootton	Gill	Koehn	Roach	Kadela	Malleo (LB)	Eaton	Cole	Smith	McPherson	Battle
at Michigan	Wootton	Gill	Mims	Simpson	Kadela	Koehn (DT)	Eaton	McManis	Smith	McPherson	Battle
at Iowa	Wootton	Hahn	Mims	Simpson	Kadela	Gill (DT)	Eaton	McManis	Smith	McPherson	Battle
Ohio State	Wootton	Hahn	Mims	Simpson	Kadela	Gill (DT)	Eaton	McManis	Smith	McPherson	Battle
Illinois	Wootton	Hahn	Mims	Simpson	Kadela	Gill (DT)	Eaton	Cole	Smith	McPherson	Battle

\* designated senior starter

### 2006 NU/Opponent Game Highs

Category	Northwestern	Opponent	Category	Northwestern	Opponent
Points	.38, vs. Michigan State	.54, Ohio State	Total Plays	.82, vs. Illinois	.83, Penn State
First Downs	.25, vs. Illinois	.28, Purdue	Total Yards	.443, at Iowa	.528, Penn State
Rushing Attempts	.52, vs. Illinois	.48, PSU & WIS	Sacks by	.5-26, at Miami	.5-31, Purdue
Rushing Yards	.246, at Nevada	.307, Wisconsin	Turnovers	.5, at Nevada, Michigan & OSU	.3, Wisconsin, MSU & Iowa
Rushing Average	.6.6, at Nevada	.8.2, Illinois	Penalties	.6, at Nevada	.9, Michigan State
Passing Completions	.22, vs. Illinois	.36, Purdue	Penalty Yards	.55, at Michigan	.81, Michigan State
Passing Attempts	.41, at Michigan	.52, Purdue	Interceptions by	.2, vs. Eastern Michigan & Iowa	.3, NEV, MICH, Iowa & OSU
Passing Yards	.269, vs. Illinois	.448, Purdue	TD Rushes	.3, at Nevada	.3, UNH, PSU, WIS & OSU
TD Passes	.4, vs. Michigan State	.4, Ohio State			

### 2006 NU Individual Game Highs

Category	Northwestern	Opponent
Points	.12, Shaun Herbert & Ross Lane (Michigan State)	.18, Ricky Santos 3r (UNH) & Tony Hunt (PSU)
Rushing Attempts	.34, Tyrell Sutton (Illinois)	.35, P.J. Hill (Wisconsin)
Rushing Yards	.172, Tyrell Sutton (Michigan State)	.249, P.J. Hill (Wisconsin)
Long Rush	.64, Tyrell Sutton (Michigan State)	.86, Rashard Mendenhall (Illinois)
Passing Completions	.22, C.J. Bachér (Illinois)	.35, Curtis Painter (Purdue)
Passing Attempts	.41, C.J. Bachér (Michigan)	.49, Curtis Painter (Purdue)
Passing Yards	.269, C.J. Bachér (Illinois)	.431, Curtis Painter (Purdue)
Receptions	.7, Tyrell Sutton (Ohio State)	.13, Greg Orton (Purdue)
Receiving Yards	.99, Eric Peterman (Michigan State)	.216, Deon Butler (Penn State)

# Northwestern Game Notes • Game Summaries

**GAME 1**

**GAMEDAY at the Cradle**

THURSDAY, AUGUST 31, 2006  
NORTHWESTERN WILDCATS VERSUS MIAMI REDHAWKS

Joey Card  
Head Coach  
Northwestern

Ryan Robinson  
Head Coach  
Miami

MIAMI  
CINAS

**Aug. 31, 2006**  
**AT YAGER STADIUM**  
**ATTENDANCE: 20,476**

**NORTHWESTERN** 21  
**MIAMI (OHIO)** 3

Backed by a stellar defensive effort that included five pass sacks, Northwestern won an emotional road opener—its first-ever game at a Mid-American Conference stadium.

The game was dedicated to former Northwestern and Miami head coach **Randy Walker**, who died unexpectedly on June 29. A special pre-game ceremony was held in Miami's Cradle of Coaches' Plaza and a plaque honoring Walker was unveiled.

After both teams battled to a 0-0 halftime tie, senior **Erryn Cobb** provided the first big play of the game, blocking a Miami punt and then grabbing the ball and scoring a touchdown to give the 'Cats a 7-0 lead. The RedHawks countered with a field goal after the NU defense stiffened in the red zone, but the momentum stayed with Northwestern.

The Wildcats put back-to-back scoring drives together on offense to move ahead 21-3. The first drive ended when quarterback **Mike Kafka** fired a 19-yard strike to **Tyrell Sutton**, who made a diving catch in the end zone. On the next drive, senior tailback **Terrell Jordan** helped set up his 4-yard scoring scamper with a 27-yard run. Jordan finished with a game-best 5.5 yards per carry average.

Northwestern's defense did the rest, keeping the RedHawks out of the end zone and preserving the 18-point cushion. Northwestern held Miami to just 2.5 yards per carry. Defensive end **Corey Wootton** tallied two sacks in the game after missing the final eight games of 2005 with an injury.

The victory made **Pat Fitzgerald** the first Northwestern coach to win his debut since John Pont won his first game in 1973.

### SCORING SUMMARY

<b>NORTHWESTERN</b>	0	0	14	7	—	21
<b>MIAMI (OHIO)</b>	0	0	3	0	—	3

**Third Quarter:** NU—Cobb 8 blocked punt return (Howells kick) 13:09. MU—Parseghian 22 FG 7:30. NU—Sutton 19 pass from Kafka (Howells kick) 4:29. **Fourth Quarter:** NU—Jordan 4 run (Howells kick) 12:12.

### GAME STATISTICS

NU	Miami
16	13
39	29
205	98
12	26
193	72
106	175
17	26
13	16
0	0
56	55
299	247
0-0	1-0
5-42	4-50
0-0-0	0-0-0
6-243	6-226
40.5	37.7
3-28-1	0-0-0
2-36-0	3-53-0
29:03	30:57
6/13	2/12
5-26	1-9

### INDIVIDUAL LEADERS

<b>RUSHING:</b> NU—Kafka 17-89 Miami—Kokal 14-32	<b>PASSING:</b> NU—Kafka 17-13-0-106 Miami—Kokal 26-16-0-175	<b>RECEIVING:</b> NU—Herbert 4-33 Miami—Robinson 9-144
--	--	--

**GAME 2**

**THE DEN**

SEPTEMBER 9, 2006 • NORTHWESTERN VS. NEW HAMPSHIRE

OFFICIAL MAGAZINE OF NORTHWESTERN WILDCATS FOOTBALL

IN LOVING MEMORY OF RANDY WALKER  
1934-2006

WALKER

SIADT FARSCHEID • TOP TRINIDAD • CAMPBELL BLACK

**Sept. 9, 2006**  
**AT RYAN FIELD**  
**ATTENDANCE: 20,108**

**NEW HAMPSHIRE** 34  
**NORTHWESTERN** 17

New Hampshire's Ricky Santos scored three touchdowns and passed to David Ball for two more, sending the UNH Wildcats past the NU Wildcats 34-17.

New Hampshire drove 80 yards in 10 plays for a touchdown on the game's first possession. Santos completed five passes to Ball for 45 yards, including a 20-yard TD toss less than four minutes into the game.

New Hampshire's T.J. Taylor recovered a fumble by Northwestern's **Gerard Hamlett** on the ensuing kickoff at the 14, leading to a 1-yard scoring run by Santos.

On NU's next possession, **Tyrell Sutton** ripped off a 61-yard run to the New Hampshire nine and two plays later, **Terrell Jordan** ran seven yards for the touchdown.

After Northwestern stopped New Hampshire on the next series, the Wildcats drove 54 yards in seven plays with Sutton taking it from the six after a pair of penalties on New Hampshire, one for roughing the passer. The PAT gave Northwestern a 14-13 lead, its last of the day.

In the second quarter, another Santos one-yard run for a TD and a 13-yard strike to Ball, put UNH up 27-17 at halftime.

A **Joel Howells** 35-yard field goal was sandwiched between the two New Hampshire touchdowns.

Santos scored the third of his three rushing touchdowns early in the fourth quarter. Sutton missed his seventh 100-yard rushing game by one yard, ending the day with 99 yards on 14 carries.

### SCORING SUMMARY

<b>NEW HAMPSHIRE</b>	13	14	0	7	—	34
<b>NORTHWESTERN</b>	14	3	0	0	—	17

**First Quarter:** UNH—Ball 20 pass from Santos (Bishop kick) 11:39. UNH—Santos 1 run (Bishop kick blocked) 10:12. NU—Jordan 7 run (Howells kick) 8:27. NU—Sutton 6 run (Howells kick) 3:21. **Second Quarter:** UNH—Santos 1 run (Bishop kick) 13:50. NU—Howells 35 FG 7:50. UNH—Ball 13 pass from Santos (Bishop kick) 1:07. **Fourth Quarter:** Santos 1 run (Bishop kick) 14:15.

### GAME STATISTICS

UNH	NU
18	18
43	35
138	194
15	7
123	187
206	173
24	32
18	19
0	1
67	67
329	360
1-0	3-2
8-47	0-0
1-0-0	0-0-0
7-223	2-77
31.9	38.5
1-2-0	3-19-0
2-33-0	3-22-0
31:38	28:22
5/14	5/12
1-4	1-1

### INDIVIDUAL LEADERS


<b>RUSHING:</b> NU—Sutton 14-99 UNH—Ward 21-53	<b>PASSING:</b> NU—Kafka 32-19-0-173 UNH—Santos 24-28-2-206	<b>RECEIVING:</b> NU—Sutton 4-35 UNH—Ball 8-81
--	---	--



## Northwestern Game Notes • Game Summaries

GAME 3

SEPTEMBER 26, 2006 • NORTHWESTERN VS. EASTERN MICHIGAN



THE DEN


GET EARLY TICKETS TO NORTHWESTERN WILDCATS FOOTBALL

SEPT. 16, 2006  
AT RYAN FIELD  
ATTENDANCE: 21,935

**EASTERN MICHIGAN**      **6**  
**NORTHWESTERN**            **14**

Northwestern's defense used two fourth-quarter interceptions to seal a 14-6 win over Eastern Michigan and give Wildcat head coach Pat Fitzgerald his first career win at Ryan Field. The Wildcats scored first- and third-quarter rushing touchdowns and held their opponent out of the end zone for the second time this season. The Eagles tallied two field goals. NU held Miami (Ohio) to a field goal in the season opener. The last time NU allowed less than seven points twice in a season was in 1995 (30-6 win against Air Force and 35-0 victory over Wisconsin). Eastern Michigan was held to 134 yards of total offense, just 47 through the air. Redshirt freshman **Andrew Brewer** took over quarterback duties from starter **Mike Kafka** to start the third quarter and marched the offense straight down the field on the Wildcats' first possession. Sophomore running back **Tyrell Sutton** did most of the work, carrying the ball six times for 44 yards

GAME 4



GAME DAY

NORTHWESTERN  
Friday, Sept. 22, 2006  
Mackay Stadium  
Community Day  
ACTUAL FOOTBALL GAME PROGRAM

SEPT. 22, 2006  
AT MACKAY FIELD  
ATTENDANCE: 16,176

**NORTHWESTERN**      **21**  
**NEVADA**                    **31**

Nevada took advantage of five Northwestern turnovers, including a 24-yard interception return for a touchdown, to defeat the Wildcats 31-21. Redshirt freshman quarterback **Mike Kafka** ran for a team- and career-high 111 yards on just 12 carries, but threw three interceptions in the fourth start of his career. Northwestern opened the game with a 10-play, 80-yard drive, which was capped by a 3-yard **Tyrell Sutton** touchdown. Sutton finished the game with 94 yards on 16 carries. The Wolf Pack responded with 17 unanswered first-quarter points, all off Wildcat turnovers. Northwestern used a 6-play, 80-yard drive, highlighted by a 55-yard Kafka keeper, to make the score 17-14 Nevada. Senior **Terrell Jordan** ran in from the 2-yard line for the touchdown. The Wolf Pack countered with an 80-yard TD drive and went into the break with a 24-14 lead. Each team missed field goals to end the first

as NU increased its lead to 14-6.

Kafka went 74 yards on 15 plays to start the game for the Wildcats' first touchdown. He capped the drive with a 6-yard TD run, the first of his career.

Defensive end **Corey Wootton** and cornerback **Deante Battle** registered the first interceptions of the 2006 season, both in the fourth quarter. Wootton's pick came in Wildcat territory as EMU was driving to potentially tie the game. Battle's interception, with under a minute to play, sealed the victory.

Defensive end **David Ngene**, playing in his first game this season due to an injury, tallied a tackle-for-loss (TFL) and a quarterback sack. NU recorded four TFL's and two sacks in the game.

### SCORING SUMMARY

<b>EASTERN MICHIGAN</b>	3	3	0	0	—	6
<b>NORTHWESTERN</b>	7	0	7	0	—	14

**First Quarter:** NU—Kafka 6 run (Howells kick) 9:19. EMU—Wellock 47 FG 0:09. **Second Quarter:** EMU—Wellock 30 FG 0:26. **Third Quarter:** Brewer 1 run (Howells kick) 7:23.

### GAME STATISTICS

EMU		NU
5	First Downs	15
28	Rushing Attempts	44
116	Yards Gained Rushing	189
29	Yards Lost Rushing	33
87	Net Yards Rushing	156
47	Net Yards Passing	110
25	Passes Attempted	26
9	Passes Completed	16
2	Had Intercepted	1
53	Total Offensive Plays	70
134	Total Net Yards	266
1-0	Fumbles-Lost	2-1
7-55	Penalties-Yards	3-25
1-5-0	Interceptions-Yards-TD	2-35-0
10-427	Punts-Yards	9-324
42.7	Avg. Yard/Punt	36.0
7-81-0	Punt Return-Yards-TD	0-0-0
2-58-0	Kickoff Return-Yards-TD	2-58-0
26:46	Possession Time	33:14
2/15	3rd Down Conversion	8/17
2-5	Sacks By-Yards	2-17

**RUSHING:**  
NU—Sutton 18-91  
EMU—Walker 10-36

**PASSING:**  
NU—Kafka 18-10-1-76  
EMU—Jones 16-6-2-37

**RECEIVING:**  
NU—Herbert 6-37  
EMU—Deslauriers 3-12

### SCORING SUMMARY

<b>NORTHWESTERN</b>	7	7	0	7	—	21
<b>NEVADA</b>	17	7	0	7	—	31

**First Quarter:** NU—Sutton 3 run (Howells kick) 11:44. NEV—Hubbard pass from Rowe (Jaekle kick) 5:28. NEV—Jaekle 32 FG 2:33. NEV—Hubbard 3 run (Jaekle kick) 1:02. **Second Quarter:** NU—Jordan 2 run (Howells kick) 12:51. NEV—McCoy 26 pass from Rowe (Jaekle kick). **Fourth Quarter:** NU—Kafka 13 run (Howells kick) 13:49. NEV—Garcia 24 INT return (Jaekle kick).

### GAME STATISTICS

NU		NEV
18	First Downs	24
37	Rushing Attempts	45
255	Yards Gained Rushing	189
9	Yards Lost Rushing	33
246	Net Yards Rushing	156
122	Net Yards Passing	197
21	Passes Attempted	26
9	Passes Completed	17
3	Had Intercepted	1
58	Total Offensive Plays	71
368	Total Net Yards	353
2-2	Fumbles-Lost	0-0
6-38	Penalties-Yards	5-40
1-35-0	Interceptions-Yards-TD	3-57-1
2-85	Punts-Yards	4-175
42.5	Avg. Yard/Punt	43.8
1-5-0	Punt Return-Yards-TD	0-0-0
2-44-0	Kickoff Return-Yards-TD	1-16-0
26:03	Possession Time	33:57
6/11	3rd Down Conversion	4/12
4-23	Sacks By-Yards	1-15

**RUSHING:**  
NU—Kafka 12-111  
NEV—Hubbard 32-156

**PASSING:**  
NU—Kafka 21-9-3-122  
NEV—Rowe 22-17-1-197

**RECEIVING:**  
NU—Herbert 4-48  
NEV—Spencer 8-79

## Northwestern Game Notes • Game Summaries



**SEPT. 30, 2006**  
**AT BEAVER STADIUM**  
**ATTENDANCE: 108,837**

**NORTHWESTERN** **7**  
**PENN STATE** **33**

In a matchup of the oldest and youngest coaches in Division I-A, Joe Paterno and Penn State earned the 33-7 win over Pat Fitzgerald and his Wildcats.

Early in the contest, the Nittany Lions were able to connect on some big offensive plays, but once inside the red-zone, the Northwestern defense stiffened and held Penn State to three early field goals. Penn State wide receiver Deon Butler, who would finish the game with a school-record 216 receiving yards, had three catches for 112 yards after the first 15 minutes.

Trailing 9-0, the Wildcats capitalized on their second takeaway of the game, an interception by **Nick Roach** deep in Penn State territory.

Making his first start in college, redshirt freshman **Andrew Brewer** led the team on a five-play scoring drive capped by a **Tyrell Sutton** one-yard run on fourth down. On the play, Sutton fended off All-America linebacker Paul Posluszny while

gracefully placing the ball over the pylon for the six points.

Brewer finished the game with 198 yards of total offense—41 rushing yards and 157 passing yards (14-of-30).

At the end of the first half, Northwestern staged a valiant goal-line stand, but the Lions finally prevailed on third-and-goal from the 1 to take a 16-7 lead into the locker room.

In the third quarter, a pair of Tony Hunt touchdown runs and Kevin Kelly's fourth field goal of the game pushed the score to 33-7.

Neither team found the scoring column in the fourth quarter.

Sophomore safety **Brendan Smith** ended the game with a career-high 12 tackles and a fumble recovery. Roach and redshirt freshman **Adam Hahn** tallied a tackle-for-loss, while sophomore linebacker **Mike Dinard** and junior defensive lineman **Mark Koehn** combined for another.

### SCORING SUMMARY

NORTHWESTERN	0	7	0	0	—	7
PENN STATE	6	10	17	0	—	33


**First Quarter:** PSU—Kelly 34 FG 7:25. PSU—Kelly 22 FG 2:53. **Second Quarter:** PSU—Kelly 33 FG 11:04. NU—Sutton 1 run (Howells kick) 7:31. PSU—Hunt 1 run (Kelly kick) 0:37. **Third Quarter:** PSU—Kelly 36 FG 10:43. PSU—Hunt 14 run (Kelly kick) 2:21. PSU—Hunt 6 run (Kelly kick) 0:15.

### GAME STATISTICS

NU	PSU	
12	First Downs	25
28	Rushing Attempts	48
101	Yards Gained Rushing	238
20	Yards Lost Rushing	5
81	Net Yards Rushing	233
157	Net Yards Passing	295
30	Passes Attempted	35
14	Passes Completed	20
1	Had Intercepted	1
58	Total Offensive Plays	83
238	Total Net Yards	528
1-0	Fumbles-Lost	1-1
3-20	Penalties-Yards	6-52
1-14-0	Interceptions-Yards-TD	1-0-0
9-345	Punts-Yards	4-163
38.3	Avg. Yard/Punt	40.8
1-(1)-0	Punt Return-Yards-TD	5-55-0
7-110-0	Kickoff Return-Yards-TD	1-20-0
27:13	Possession Time	32:47
1/13	3rd Down Conversion	9/17
0-0	Sacks By-Yards	3-11

### INDIVIDUAL LEADERS

<b>RUSHING:</b> NU—Brewer 17-41 PSU—Hunt 28-137	<b>PASSING:</b> NU—Brewer 30-14-1-157 PSU—Morelli 33-19-1-288	<b>RECEIVING:</b> NU—Lane 4-66 PSU—Butler 11-216
---	---	--



**OCT. 7, 2006**  
**AT CAMP RANDALL STADIUM**  
**ATTENDANCE: 81,704**

**NORTHWESTERN** **9**  
**WISCONSIN** **41**

**Joel Howells'** 22-yard field goal with 13:10 to play in the second half pulled Northwestern to within one point, 10-9, of Wisconsin, but from that point on, it was all Badgers as they posted a 41-9 victory over the Wildcats. It marked the fifth consecutive time that the home team has won in this long-time rivalry.

Northwestern forced three first-half turnovers—an interception and two fumble recoveries—to stay close to the Badgers. The Wildcats fell behind 10-0, but used a 47-yard kickoff return from **Sherrick McManis** to ignite a five-play touchdown drive. Redshirt freshman quarterback **Andrew Brewer** completed four consecutive passes, including a key 29-yard hookup with **Kim Thompson**, before scoring on a 1-yard quarterback sneak with 6:28 to go in the first quarter. The PAT kick was blocked, leaving the score at 10-6.

After cornerback **Marquice Cole** recovered a fumble on the Badgers' next possession, Northwestern turned that miscue into Howells' 17th career field goal. The Wildcat defense added two more takeaways in the second quarter, but the offense couldn't cash in and Northwestern trailed 17-9 at the half.

In the final 30 minutes, the Wildcats could not slow down tailback P.J. Hill and the rest of the Badger offense as Wisconsin outscored Northwestern 24-0. Brewer finished with 174 total yards, including a team-high 80 rushing yards. McManis totaled 101 yards on three kickoff returns.

**Nick Roach** led the Wildcats with 11 tackles (nine solos), while Cole totaled a career-high nine tackles to go along with an interception and a fumble recovery.

### SCORING SUMMARY

NORTHWESTERN	6	3	0	0	—	9
WISCONSIN	10	7	17	7	—	41

**First Quarter:** WIS—Hill 60 run (Mehlhaff kick) 13:54. WIS—Mehlhaff 40 FG 7:51. NU—Brewer 1 run (Howells kick failed) 6:28. **Second Quarter:** NU—Howells 22 FG 13:10. WIS—Luke 14 pass from Stocco (Mehlhaff kick) 6:55. **Third Quarter:** WIS—Mehlhaff 42 FG 7:23. WIS—Rowan 4 run (Mehlhaff kick) 1:22. WIS—Stellmacher 25 INT return (Mehlhaff kick). **Fourth Quarter:** WIS—Smith, L. 25 run (Mehlhaff kick) 0:54.

### GAME STATISTICS

NU	WIS	
12	First Downs	26
28	Rushing Attempts	48
150	Yards Gained Rushing	316
28	Yards Lost Rushing	9
122	Net Yards Rushing	307
94	Net Yards Passing	220
24	Passes Attempted	21
10	Passes Completed	16
1	Had Intercepted	1
52	Total Offensive Plays	69
216	Total Net Yards	527
1-0	Fumbles-Lost	3-2
3-14	Penalties-Yards	3-14
1-0-0	Interceptions-Yards-TD	1-25-1
8-305	Punts-Yards	1-27
38.1	Avg. Yard/Punt	27.0
1-0-0	Punt Return-Yards-TD	3-18-0
3-101-0	Kickoff Return-Yards-TD	2-16-0
22:53	Possession Time	37:07
2/11	3rd Down Conversion	6/10
1-1	Sacks By-Yards	2-15

### INDIVIDUAL LEADERS

<b>RUSHING:</b> NU—Brewer 13-80 WIS—Hill 35-249	<b>PASSING:</b> NU—Brewer 24-10-1-94 WIS—Stocco 21-16-1-220	<b>RECEIVING:</b> NU—Peterman 3-26 WIS—Beckum 8-107
---	---	---


# Northwestern Game Notes • Game Summaries

## GAME 7

OCTOBER 14, 2006 • NORTHWESTERN VS. PURDUE

# THE DEN

OFFICIAL MAGAZINE OF NORTHWESTERN WILDCAT FOOTBALL



WALK HOME COMING FIELDS

MARQUICE COLE • DEANTE BATTLE • NICK ROACH

**Oct. 14, 2006**  
**AT RYAN FIELD**  
**ATTENDANCE: 27,171**

**PURDUE** 31  
**NORTHWESTERN** 10

Northwestern jumped out to an early 7-0 lead on a **Brandon Roberson** 7-yard touchdown run midway through the first quarter. But the lead was short-lived as Purdue marched right down the field to tie the game and go on to win 31-10.

The Wildcats out-rushed the Boilermakers 168-to-62, but Purdue quarterback Curtis Painter threw 35 completions for 435 yards against the Wildcat defense.

Following an **Andrew Brewer** interception late in the first quarter, Painter threw the first of his two touchdown tosses to begin the second stanza.

NU responded when redshirt freshman **Corey Wootton** intercepted Painter on the Boilermakers' next series and returned it seven yards to the Purdue 39-yard line. It was his second interception of the season.

Wootton's takeaway led to a **Joel Howells'** 43-yard field goal and cut the Purdue lead to 14-10.

The Boilermakers added another field goal as time expired in the second quarter to take a 17-10 lead into halftime.

Painter threw another touchdown in the third quarter and rushed for another in the fourth to end the scoring.

Sophomore **Tyrell Sutton** rushed for 82 yards on 10 carries which included a 54-yard scamper that put NU first and 10 at the Purdue 25-yard line with less than two minutes remaining in the third quarter. But a pair of delay of game penalties thwarted a Howells' field-goal attempt, forcing NU to punt.

Senior cornerback **Marquice Cole** recorded a career-high 10 solo tackles, while **Deante Battle** and **Nick Roach** each tallied 10 tackles apiece.

NU held Purdue to just 62 yard rushing on 28 attempts.

### SCORING SUMMARY

<b>PURDUE</b>	7	10	7	7	—	31
<b>NORTHWESTERN</b>	7	3	0	0	—	10

**First Quarter:** NU—Roberson 7 run (Howells kick) 8:56. PUR—Taylor 6 run (Summers kick) 4:48.  
**Second Quarter:** PUR—Keller 19 pass from Painter (Summers kick) 14:53. NU—Howells 43 FG 9:55.  
PUR—Summers 18 FG 0:00. **Third Quarter:** PUR—Standeford 1 pass from Painter (Summers kick) 1:47. **Fourth Quarter:** PUR—Painter 3 run (Summers kick) 5:39.

### GAME STATISTICS

PUR	NU	
28	First Downs	12
28	Rushing Attempts	42
95	Yards Gained Rushing	206
33	Yards Lost Rushing	38
62	Net Yards Rushing	168
448	Net Yards Passing	83
52	Passes Attempted	15
36	Passes Completed	9
1	Had Intercepted	1
80	Total Offensive Plays	57
510	Total Net Yards	251
2-0	Fumbles-Lost	1-0
4-35	Penalties-Yards	4-30
1-28-0	Interceptions-Yards-TD	1-7-0
4-174	Punts-Yards	8-298
43.5	Avg. Yard/Punt	37.2
4-10-0	Punt Return-Yards-TD	0-0-0
1-13-0	Kickoff Return-Yards-TD	5-63-0
30:28	Possession Time	29:32
9/15	3rd Down Conversion	3/13
5-31	Sacks By-Yards	2-17

**RUSHING:**  
NU—Sutton 10-82  
PUR—Taylor 13-59

**INDIVIDUAL LEADERS**  
**PASSING:**  
NU—Brewer 11-7-1-59  
PUR—Painter 49-35-1-431


**RECEIVING:**  
NU—Sutton 3-2  
PUR—Orton 13-144

## GAME 8

OCTOBER 21, 2006 • NORTHWESTERN VS. MICHIGAN STATE

# THE DEN

OFFICIAL MAGAZINE OF NORTHWESTERN WILDCAT FOOTBALL



WALK HOME COMING FIELDS

NICK ROACH • TYRELL SUTTON • SHAWN HERBERT

**Oct. 21, 2006**  
**AT RYAN FIELD**  
**ATTENDANCE: 29,387**

**MICHIGAN STATE** 41  
**NORTHWESTERN** 38

Making the first start of his collegiate career, quarterback **C.J. Bachér** ignited the Northwestern offense and led the Wildcats to season highs in points (38), total yards (440) and passing yards (245 of 263 team yards). His rejuvenation of the offense, however, was overshadowed by a comeback for the ages as Michigan State reeled off 38 straight points in the final 22 minutes to erase a 38-3 deficit. It was the most points overcome in a game involving two Division I-A football programs.

An interception by MSU's Travis Key with three minutes left and the game tied at 38, led to Michigan State's winning drive, which was capped by a 28-yard field goal from Brett Swenson with 13 seconds left.

The Spartans' comeback coincided with the loss of defensive leader and team co-captain **Nick Roach**, who suffered a season-ending broken leg early in the second half on a punt play.

Michigan State quarterback Drew Stanton directed the second-half comeback, throwing for a pair of touchdowns and running for another. His 9-yard TD pass to T.J. Williams with 3:43 left tied the game.

For the game's first 40 minutes, the Wildcat offense was resembling their unit of a year ago, which set a school record for total offense. **Tyrell Sutton** ran for 172 yards on 21 carries, while **Ross Lane** and **Shaun Herbert** each caught two touchdowns. Bachér ended the game 15-of-29 for 245 yards, three touchdowns and two interceptions.

Linebacker **Adam Kadela** led the defense with nine tackles and **Corey Wootton** added to his team-leading tackle-for-loss total with two. Sophomore **Brendan Smith** and senior **Marquice Cole** each intercepted a pass.

### SCORING SUMMARY

<b>MICHIGAN STATE</b>	3	0	14	24	—	41
<b>NORTHWESTERN</b>	7	17	14	0	—	38

**First Quarter:** MSU—Swenson 32 FG 10:07. NU—Lane 5 pass from Bachér (Howells kick) 5:17.  
**Second Quarter:** NU—Bachér 2 run (Howells kick) 10:57. NU—Herbert 18 pass from Roberson (Howells kick) 4:17. **Third Quarter:** NU—Lane 22 pass from Bachér (Howells kick) 11:39. NU—Herbert 5 pass from Bachér (Howells kick) 9:54. MSU—Caulcrick 18 pass from Stanton (Swenson kick) 7:03. MSU—Jimmerson 4 run (Swenson kick) 2:47. **Fourth Quarter:** MSU—Henderson 33 blocked punt return (Swenson kick) 11:22. MSU—Stanton 12 run (Swenson kick) 7:54. MSU—Williams 9 pass from Stanton (Swenson kick) 3:43. MSU—Swenson 28 FG 0:13.

### GAME STATISTICS


MSU	NU	
25	First Downs	19
28	Rushing Attempts	35
112	Yards Gained Rushing	198
16	Yards Lost Rushing	21
96	Net Yards Rushing	177
340	Net Yards Passing	263
43	Passes Attempted	30
32	Passes Completed	16
2	Had Intercepted	2
71	Total Offensive Plays	65
436	Total Net Yards	440
1-1	Fumbles-Lost	1-0
9-81	Penalties-Yards	3-35
2-10-0	Interceptions-Yards-TD	2-74-0
3-132	Punts-Yards	4-116
44.0	Avg. Yard/Punt	29.0
2-54-1	Punt Return-Yards-TD	1-8-0
3-46-0	Kickoff Return-Yards-TD	3-42-0
27:53	Possession Time	32:07
6/11	3rd Down Conversion	4/12
1-11	Sacks By-Yards	2-9

**RUSHING:**  
NU—Sutton 21-172  
MSU—Caulcrick 9-39

**INDIVIDUAL LEADERS**  
**PASSING:**  
NU—Bachér 29-15-3-245  
MSU—Stanton 37-27-2-294

**RECEIVING:**  
NU—Herbert 6-54  
MSU—Reed 9-101

# Northwestern Game Notes • Game Summaries



**Oct. 28, 2006**  
**AT MICHIGAN STADIUM**  
**ATTENDANCE: 109,114**

**NORTHWESTERN** 3  
**MICHIGAN** 17

Northwestern gave second-ranked Michigan a run for the money, but in the end succumbed 17-3 on a cold, rainy and blustery day in Ann Arbor.

Michigan's top-ranked run defense was as good as advertised, holding the Wildcats to -13 rushing yards on 17 attempts. Three pass sacks for a loss of 27 yards tipped the scales to the negative side. But despite the limited rushing game and two first-half turnovers, the Wildcats trailed just 10-3 midway through the third quarter.

On its first possession of the third quarter, NU took advantage of some excellent field position and drove 33 yards before settling for a **Joel Howells'** 38-yard field goal to climb within a touchdown of the unbeaten Wolverines.

After the Wildcat defense forced Michigan to punt on its next possession, quarterback **C.J. Bachér** threw his first of two second-half interceptions. The turnover led to a Michigan touchdown-a 3-yard run by Mike Hart-and the Wolverines

increased their lead to 14 points.

NU limited Michigan to 116 yards passing, and until the last play of the game, under 300 yards of total offense.

Running back **Tyrell Sutton** managed a career-low six rushing yards on seven carries, but caught a game-high six passes for 55 yards. Senior **Shaun Herbert** and sophomore **Ross Lane** each topped the 50-yard mark in receiving as well.

Bachér threw for over 200 yards for the second-straight game.

Safety **Brendan Smith** totaled 11 solo tackles to lead the defense. Junior **Reggie McPherson** and sophomore **John Gill** each recovered a fumble.

### SCORING SUMMARY

<b>NORTHWESTERN</b>	0	0	3	0	—	3
<b>MICHIGAN</b>	7	3	7	0	—	17

**First Quarter:** MICH—Arrington 14 pass from Henne (Rivas kick) 10:07. **Second Quarter:** MICH—Rivas 30 FG 7:02. **Third Quarter:** NU—Howells 38 FG 9:38. MICH—Hart 3 run (Rivas kick) 4:05.


### GAME STATISTICS

NU	MICH	
10	.....First Downs	.....16
17	.....Rushing Attempts	.....46
36	.....Yards Gained Rushing	.....211
49	.....Yards Lost Rushing	.....9
(13)	.....Net Yards Rushing	.....202
204	.....Net Yards Passing	.....116
42	.....Passes Attempted	.....20
20	.....Passes Completed	.....10
3	.....Had Intercepted	.....0
59	.....Total Offensive Plays	.....66
191	.....Total Net Yards	.....318
2-2	.....Fumbles-Lost	.....3-2
5-55	.....Penalties-Yards	.....6-47
0-0-0	.....Interceptions-Yards-TD	.....3-18-0
7-272	.....Punts-Yards	.....6-213
38.9	.....Avg. Yard/Punt	.....35.5
1-9-0	.....Punt Return-Yards-TD	.....2-(5)-0
3-73-0	.....Kickoff Return-Yards-TD	.....0-0-0
27:03	.....Possession Time	.....32:57
3/16	.....3rd Down Conversion	.....4/15
0-0	.....Sacks By-Yards	.....3-27

**RUSHING:**  
 NU—Sutton 7-6  
 MICH—Hart 20-95

**PASSING:**  
 NU—Bachér 41-20-2-204  
 MICH—Henne 20-10-0-116

**RECEIVING:**  
 NU—Sutton 6-55  
 MICH—Breaston 3-34



**Nov. 4, 2006**  
**AT KINNICK STADIUM**  
**ATTENDANCE: 70,585**

**NORTHWESTERN** 21  
**IOWA** 7

**Tyrell Sutton** ran for 168 yards and **C.J. Bachér** threw for 218 as Northwestern defeated Iowa 21-7 for head coach Pat Fitzgerald's first career Big Ten win. The win also snapped a six-game losing streak.

NU led throughout the game, taking its first possession 80 yards on five plays. The drive, which was highlighted by a 48-yard **Andrew Brewer** reception—the first of his career, was capped by a Sutton 5-yard touchdown run.

The defense played a solid game for four quarters. The Wildcats yielded 264 total yards and allowed just one offensive play of more than 20 yards, a 24-yard reception.

Northwestern forced three turnovers, including a late fourth-quarter interception by **Reggie McPherson** that all but sealed the victory.

Up 7-0 early in the second quarter, Wildcat defensive lineman **Mark Koehn** ran untouched to Iowa quarterback Drew Tate and forced a fumble.

The ball was picked up by linebacker **Eddie Simpson** and returned 23 yards to the Iowa 6-yard line. Two plays later, Bachér perfectly threaded a pass to wideout **Eric Peterman** for a touchdown in the corner of the end zone.

Iowa cut the score to 14-7 late in the third quarter, taking advantage of Bachér's second interception of the game.

But a 34-yard scamper by **Terrell Jordan** with just under five minutes to play helped seal NU's victory. In that series, Sutton carried the ball five consecutive plays for 35 yards and caught an 11-yard pass from Bachér before Jordan broke free. Sutton carried the ball 18 times for 137 yards in the second half (28 carries for 168 total yards). Led by Sutton and Jordan, Northwestern racked up a season-most 225 rushing yards on the Hawkeyes. Sutton's 168 yards were the most against an Iowa defense this year.

Cornerback **Deante Battle** led NU with 10 tackles, **Adam Kadela** had nine. **Brendan Smith** picked off his third pass of the season, while McPherson grabbed his second interception of the season.

### SCORING SUMMARY

<b>NORTHWESTERN</b>	7	7	0	7	—	21
<b>IOWA</b>	0	0	7	0	—	7

**First Quarter:** NU—Sutton 5 run (Howells kick) 10:16. **Second Quarter:** NU—Peterman 7 pass from Bachér (Howells kick) 13:48. **Third Quarter:** IOWA—Sims 3 run (Schlicher kick) 3:46. **Fourth Quarter:** NU—Jordan 34 run (Howells kick) 4:48.

### GAME STATISTICS

NU	IOWA	
23	.....First Downs	.....16
41	.....Rushing Attempts	.....32
242	.....Yards Gained Rushing	.....126
17	.....Yards Lost Rushing	.....9
225	.....Net Yards Rushing	.....117
218	.....Net Yards Passing	.....147
29	.....Passes Attempted	.....27
19	.....Passes Completed	.....18
2	.....Had Intercepted	.....2
70	.....Total Offensive Plays	.....59
443	.....Total Net Yards	.....264
0-0	.....Fumbles-Lost	.....1-1
3-35	.....Penalties-Yards	.....2-25
2-14-0	.....Interceptions-Yards-TD	.....2-5-0
3-101	.....Punts-Yards	.....5-208
33.7	.....Avg. Yard/Punt	.....41.6
0-0-0	.....Punt Return-Yards-TD	.....2-12-0
2-57-0	.....Kickoff Return-Yards-TD	.....3-51-0
33:22	.....Possession Time	.....26:38
7/13	.....3rd Down Conversion	.....7/13
2-6	.....Sacks By-Yards	.....1-7

**RUSHING:**  
 NU—Sutton 28-168  
 IOWA—Young 18-75


**PASSING:**  
 NU—Bachér 29-19-1-218  
 IOWA—Tate 27-18-0-147

**RECEIVING:**  
 NU—Lane 5-52  
 IOWA—Douglas 7-78

# Northwestern Game Notes • Game Summaries

## GAME 11

NOVEMBER 11, 2006 • NORTHWESTERN VS. OHIO STATE



OFFICIAL MAGAZINE OF NORTHWESTERN WILDCAT FOOTBALL

RYAN KIRKMAN • DEANTE BATTLE • ADAM KARDELA

---

**Nov. 11, 2006**  
**AT RYAN FIELD**  
**ATTENDANCE: 47,130**

**OHIO STATE** **54**  
**NORTHWESTERN** **10**

Running back **Tyrell Sutton** caught a game-high seven passes for 75 yards and **C.J. Bachér** threw for over 200 yards for the fourth-straight game, but five Northwestern turnovers led to 33 Ohio State first-half points as the Wildcats fell to the nation's top-ranked team in front of a sellout crowd.

The Wildcats put themselves behind the eight-ball early on, losing a questionable fumble on their opening possession, which led to OSU's first touchdown of the game.

The Buckeyes added a rushing touchdown and returned the first of two interceptions in the game for a TD before NU could get on the board. Northwestern drove 69 yards on 12 plays early in the second quarter for a **Joel Howells'** field goal.

Following Troy Smith's second touchdown pass of the game, Bachér found Sutton for an 8-yard score, which cut the lead to 27-10 with just over two minutes remaining in the half.

Unfortunately for the Wildcats, another fumble helped OSU strike again. Smith found Ted Ginn Jr. for a 34-yard strike to end the half and take a 33-10 lead into the break.

The Buckeyes would add three more scores in the second half.

Junior linebacker **Adam Kadela** registered a game-high 12 tackles, while freshman **Sherrick McManis** intercepted the first pass of his young career. Junior linebacker **Eddie Simpson** tied a career high with six solo tackles and redshirt freshman **Corey Wootton** added another half sack to his team-leading total.

### SCORING SUMMARY

<b>OHIO STATE</b>	21	12	14	7	—	54
<b>NORTHWESTERN</b>	0	10	0	0	—	10

**First Quarter:** OSU—Hartline 14 pass from Smith (Pettrey kick) 11:28. OSU—Pittman 1 run (Pettrey kick) 9:25. OSU—Mitchell 46 interception return (Pettrey kick) 3:38. **Second Quarter:** NU—Howells 29 FG 13:59. OSU—Hartline 9 pass from Smith (Pettrey kick blocked) 4:35. NU—Sutton 8 pass from Bachér (Howells kick) 2:10. OSU—Ginn 34 pass from Smith (Trapasso rush failed) 0:03. **Third Quarter:** OSU—Gonzalez 6 pass from Smith (Pettrey kick) 8:52. OSU—Wells 1 run (Pettrey kick) 0:15. **Fourth Quarter:** OSU—Boeckman 4 run (Pettrey kick) 2:29.

### GAME STATISTICS


OSU	NU
22	17
44	24
241	89
10	21
231	68
194	229
24	36
14	21
1	2
68	60
425	297
1-1	3-3
3-30	2-17
2-51-1	1-0-0
2-77	4-101
38.5	25.2
2-9-0	1-21-0
3-82-0	4-56-0
33:52	26:08
8/13	3/11
3-14	1-9

### INDIVIDUAL LEADERS

<b>RUSHING:</b> NU—Sutton 12-57 OSU—Pittman 19-80	<b>PASSING:</b> NU—Bachér 28-17-212 OSU—Smith 19-12-185	<b>RECEIVING:</b> NU—Sutton 7-75 OSU—Hartline 3-47
---	---	--

## GAME 12

NOVEMBER 18, 2006 • NORTHWESTERN VS. ILLINOIS



OFFICIAL MAGAZINE OF NORTHWESTERN WILDCAT FOOTBALL

WALK

2006 WILDCAT SENIORS

---

**Nov. 18, 2006**  
**AT RYAN FIELD**  
**ATTENDANCE: 22,242**

**ILLINOIS** **16**  
**NORTHWESTERN** **27**

**Joel Howells** converted his second field goal of the game—a 22-yarder—with 2:17 remaining in the game to seal Northwestern's 27-16 victory over Illinois last Saturday in Evanston. It was the 100th meeting between the two schools and NU's fourth-straight win in the series. It also allowed the Wildcats to keep possession of the Sweet Sioux Tomahawk, the rivalry trophy that dates to 1945.

Sophomore **Tyrell Sutton** ran for 110 yards on a season-high 34 carries and senior **Shaun Herbert** caught four passes for 77 yards to lead the Wildcat offense. Quarterback **C.J. Bachér** completed 22-of-30 passes for a season-best 269 yards and one touchdown.

NU moved in front 14-0 with 9:40 left in the second period when senior **Terrell Jordan** caught his first touchdown pass of the season. Jordan's TD catch completed a 14-play, 92-yard drive. The Wildcats' first touchdown was a 2-yard run by **Andrew Brewer** with 2:41 left in the first period.

Over the next five-plus minutes Illinois responded with a Rashard Mendenhall 86-yard touchdown run, three tackles for loss against the Wildcats, one of which was a safety, and a Juice Williams 9-yard touchdown run to take a 16-14 lead. Williams' TD run followed a 47-yard completion.

NU responded, however, with a 10-play, 53-yard drive that led to a Howells 36-yard field goal and a 17-16 halftime lead.

The Wildcats maintained their momentum from the end of the first half when Howells and the kickoff team successfully executed an onside kick that **Eric Peterman** recovered. Six plays later, Sutton scored on a 2-yard run and the Wildcats extended their lead to 24-16. NU's defense did the rest, shutting out the Illini in the second half and holding them to 84 yards.

Seniors **Bryan Heinz** and **Demetrius Eaton**, along with redshirt freshman **Corey Wootton** led the Wildcats with four tackles each. Heinz recorded two tackles for loss, including an 8-yard sack.

### SCORING SUMMARY

<b>ILLINOIS</b>	0	16	0	0	—	16
<b>NORTHWESTERN</b>	7	10	7	3	—	27

**First Quarter:** NU—Brewer 2 run (Howells kick) 2:41. **Second Quarter:** NU—Jordan 8 pass from Bachér (Howells kick) 9:40. ILL—Mendenhall 86 run (Reda kick) 9:00. ILL—Pilcher safety 6:59. ILL—Williams 9 run (Reda kick) 2:43. NU—Howells 36 FG 0:10. **Third Quarter:** NU—Sutton 2 run (Howells kick) 12:20. **Fourth Quarter:** Howells 22 FG 2:17.

### GAME STATISTICS

ILL	NU
7	25
26	52
226	159
12	64
214	95
65	269
18	30
4	22
0	0
44	82
279	364
3-3	2-2
7-56	2-25
0-0-0	0-0-0
5-166	5-150
33.2	30.0
2-14-0	1-9-0
7-178-0	2-22-0
20:57	39:03
3/12	9/18
3-23	3-18

### INDIVIDUAL LEADERS

<b>RUSHING:</b> NU—Sutton 43-110 ILL—Mendenhall 5-113	<b>PASSING:</b> NU—Bachér 30-22-1269 ILL—Williams 17-4-0-65	<b>RECEIVING:</b> NU—Herbert 4-77 ILL—James 2-52
---	---	--

2006 Northwestern Football  
 Northwestern Game Results (as of Nov 18, 2006)  
 All games

Date	Opponent	Score	Overall Record	Conference Record	Time	Attend
Aug 31 2006	at Miami	W 21-3	1- 0- 0	0- 0- 0	2:43	20476
Sep 9 2006	NEW HAMPSHIRE	17-34 L	1- 1- 0	0- 0- 0	2:35	20108
Sep 16 2006	EASTERN MICHIGAN	W 14-6	2- 1- 0	0- 0- 0	2:42	21935
Sep 22 2006	at Nevada	21-31 L	2- 2- 0	0- 0- 0	3:14	16176
* Sep 30 2006	at Penn State	7-33 L	2- 3- 0	0- 1- 0	3:12	108837
* Oct 07 2006	at Wisconsin	9-41 L	2- 4- 0	0- 2- 0	2:42	81704
* Oct 14 2006	PURDUE	10-31 L	2- 5- 0	0- 3- 0	3:06	27171
* Oct 21 2006	MICHIGAN STATE	38-41 L	2- 6- 0	0- 4- 0	3:19	29387
* Oct 28 2006	at Michigan	3-17 L	2- 7- 0	0- 5- 0	2:55	109114
* Nov 4 2006	at Iowa	W 21-7	3- 7- 0	1- 5- 0	2:43	70585
* Nov 11 2006	OHIO STATE	10-54 L	3- 8- 0	1- 6- 0	2:57	47130
* Nov 18 2006	ILLINOIS	W 27-16	4- 8- 0	2- 6- 0	2:48	22242

\* indicates conference game

Opponent	Score	-----FIRST DOWNS-----				----RUSHING----		-----PASSING-----			--TOTAL OFFENSE--		Return	Turn-
		Total	Rush	Pass	Pen	Number-Yards		Comp-Att-Int	Yards	Plays-Yards	Yards	Overs		
Miami.....	21-3	16/13	10/3	6/9	0/1	39-193 / 29-72		13-17- 0 / 16-26- 0	106/175	56-299 / 55-247	64/53	0/0		
NEW HAMPSHIRE.....	17-34	18/18	6/6	10/12	2/0	35-187 / 43-123		19-32- 1 / 18-24- 0	173/206	67-360 / 67-329	41/35	3/0		
EASTERN MICHIGAN....	14-6	15/5	11/4	3/1	1/0	44-156 / 28-87		16-26- 1 / 9-25- 2	110/47	70-266 / 53-134	93/141	2/2		
Nevada.....	21-31	18/24	11/11	5/12	2/1	37-246 / 45-156		9-21- 3 / 17-26- 1	122/197	58-368 / 71-353	84/73	5/1		
Penn State.....	7-33	12/25	3/15	7/10	2/0	28-81 / 48-233		14-30- 1 / 20-35- 1	157/295	58-238 / 83-528	123/75	1/2		
Wisconsin.....	9-41	12/26	6/15	5/10	1/1	28-122 / 48-307		10-24- 1 / 16-21- 1	94/220	52-216 / 69-527	101/59	1/3		
PURDUE.....	10-31	12/28	8/3	4/23	0/2	42-168 / 28-62		9-15- 1 / 36-52- 1	83/448	57-251 / 80-510	70/51	1/1		
MICHIGAN STATE.....	38-41	19/25	6/6	10/18	3/1	35-177 / 28-96		16-30- 2 / 32-43- 2	263/340	65-440 / 71-436	124/110	2/3		
Michigan.....	3-17	10/16	0/10	8/5	2/1	17--13 / 46-202		20-42- 3 / 10-20- 0	204/116	59-191 / 66-318	82/10	5/2		
Iowa.....	21-7	23/16	11/10	10/6	2/0	41-225 / 32-117		19-29- 2 / 18-27- 2	218/147	70-443 / 59-264	94/68	2/3		
OHIO STATE.....	10-54	17/22	4/12	13/9	0/1	24-68 / 44-231		21-36- 2 / 14-24- 1	229/194	60-297 / 68-425	77/142	5/2		
ILLINOIS.....	27-16	25/7	9/5	13/2	3/0	52-95 / 26-214		22-30- 0 / 4-18- 0	269/65	82-364 / 44-279	31/192	2/3		
Totals.....	198-314	197/225	85/100	94/117	18/8	422-1705/445-1900		188-332-17/210-341-11	2028/2450	754-3733/ 786-4350	984/1009	29/22		

Note: Game totals are displayed in the format TEAM/OPPONENT for each category

2006 Northwestern Football

Northwestern Overall Team Statistics (as of Nov 18, 2006)

All games

TEAM STATISTICS	NU	OPP
SCORING.....	198	314
Points Per Game.....	16.5	26.2
FIRST DOWNS.....	197	225
Rushing.....	85	100
Passing.....	94	117
Penalty.....	18	8
RUSHING YARDAGE.....	1705	1900
Yards gained rushing.....	2024	2106
Yards lost rushing.....	319	206
Rushing Attempts.....	422	445
Average Per Rush.....	4.0	4.3
Average Per Game.....	142.1	158.3
TDs Rushing.....	16	21
PASSING YARDAGE.....	2028	2450
Att-Comp-Int.....	332-188-17	341-210-11
Average Per Pass.....	6.1	7.2
Average Per Catch.....	10.8	11.7
Average Per Game.....	169.0	204.2
TDs Passing.....	8	14
TOTAL OFFENSE.....	3733	4350
Total Plays.....	754	786
Average Per Play.....	5.0	5.5
Average Per Game.....	311.1	362.5
KICK RETURNS: #-YARDS.....	38-684	28-563
PUNT RETURNS: #-YARDS.....	13-98	30-250
INT RETURNS: #-YARDS.....	11-179	17-199
KICK RETURN AVERAGE.....	18.0	20.1
PUNT RETURN AVERAGE.....	7.5	8.3
INT RETURN AVERAGE.....	16.3	11.7
FUMBLES-LOST.....	18-12	18-11
PENALTIES-YARDS.....	39-336	65-544
Average Per Game.....	28.0	45.3
PUNTS-YARDS.....	67-2417	57-2211
Average Per Punt.....	36.1	38.8
Net punt average.....	30.9	34.3
TIME OF POSSESSION/GAME.....	29:32	30:20
3RD-DOWN CONVERSIONS.....	57/160	65/159
3rd-Down Pct.....	36%	41%
4TH-DOWN CONVERSIONS.....	2/11	7/13
4th-Down Pct.....	18%	54%
SACKS BY-YARDS.....	23-127	26-162
MISC YARDS.....	0	10
TOUCHDOWNS SCORED.....	25	39
FIELD GOALS-ATTEMPTS.....	8-12	14-20
ON-SIDE KICKS.....	1-1	0-1
RED-ZONE SCORES.....	30-36 83%	40-52 77%
RED-ZONE TOUCHDOWNS.....	23-36 64%	28-52 54%
PAT-ATTEMPTS.....	24-25 96%	36-38 95%
ATTENDANCE.....	167973	406892
Games/Avg Per Game.....	6/27996	6/67815
Neutral Site Games.....		0/0

SCORE BY QUARTERS	1st	2nd	3rd	4th	Total
Northwestern.....	62	67	45	24	198
Opponents.....	87	82	86	59	314

2006 Northwestern Football

Northwestern Overall Individual Statistics (as of Nov 18, 2006)

All games

RUSHING	GP	Att	Gain	Loss	Net	Avg	TD	Long	Avg/G
Sutton, Tyrell	12	189	1040	40	1000	5.3	5	64	83.3
Kafka, Mike	5	48	298	35	263	5.5	2	55	52.6
Jordan, Terrell	12	66	254	35	219	3.3	4	34	18.2
Brewer, Andrew	10	72	287	85	202	2.8	3	24	20.2
Roberson, Brandon	5	3	28	0	28	9.3	1	15	5.6
Conteh, Omar	11	6	28	0	28	4.7	0	11	2.5
Herbert, Shaun	12	2	14	0	14	7.0	0	11	1.2
Cobb, Erryn	12	3	10	0	10	3.3	0	6	0.8
Peterman, Eric	12	3	8	0	8	2.7	0	4	0.7
Yarbrough, Jeff	11	1	0	1	-1	-1.0	0	0	-0.1
TEAM	7	7	0	32	-32	-4.6	0	0	-4.6
Bacher, C.J.	6	22	57	91	-34	-1.5	1	12	-5.7
Total.....	12	422	2024	319	1705	4.0	16	64	142.1
Opponents.....	12	445	2106	206	1900	4.3	21	86	158.3

PASSING	GP	Effc	Cmp-Att-Int	Pct	Yds	TD	Lng	Avg/G
Bacher, C.J.	6	122.51	95-161-8	59.0	1172	6	52	195.3
Kafka, Mike	5	93.54	55-96-5	57.3	494	1	39	98.8
Brewer, Andrew	10	78.24	37-74-4	50.0	344	0	37	34.4
Roberson, Brandon	5	581.20	1-1-0	100.0	18	1	18	3.6
Total.....	12	105.65	188-332-17	56.6	2028	8	52	169.0
Opponents.....	12	129.03	210-341-11	61.6	2450	14	55	204.2

RECEIVING	GP	No.	Yds	Avg	TD	Long	Avg/G
Herbert, Shaun	12	47	494	10.5	2	38	41.2
Sutton, Tyrell	12	40	261	6.5	2	34	21.8
Lane, Ross	12	30	401	13.4	2	39	33.4
Peterman, Eric	12	23	349	15.2	1	52	29.1
Ward, Rasheed	12	22	212	9.6	0	38	17.7
Jordan, Terrell	12	8	68	8.5	1	23	5.7
Cheatham, Sam	10	6	72	12.0	0	22	7.2
Thompson, Kim	3	4	62	15.5	0	29	20.7
Yarbrough, Jeff	11	4	24	6.0	0	14	2.2
Cobb, Erryn	12	2	26	13.0	0	26	2.2
Brewer, Andrew	10	1	48	48.0	0	48	4.8
Jones, Tonjua	12	1	11	11.0	0	11	0.9
Total.....	12	188	2028	10.8	8	52	169.0
Opponents.....	12	210	2450	11.7	14	55	204.2

PUNT RETURNS	No.	Yds	Avg	TD	Long
Cole, Marquice	8	28	3.5	0	15
Smith, Brendan	4	47	11.8	0	21
Cobb, Erryn	1	23	23.0	1	8
Total.....	13	98	7.5	1	21
Opponents.....	30	250	8.3	1	33

INTERCEPTIONS	No.	Yds	Avg	TD	Long
Smith, Brendan	3	82	27.3	0	35
Wootton, Corey	2	11	5.5	0	7
Cole, Marquice	2	41	20.5	0	41
Battle, Deante	1	31	31.0	0	31
McPherson, Reggie	1	0	0.0	0	0
McManis, Sherrick	1	0	0.0	0	0
Roach, Nick	1	14	14.0	0	14
Total.....	11	179	16.3	0	41
Opponents.....	17	199	11.7	3	46

KICK RETURNS	No.	Yds	Avg	TD	Long
McManis, Sherrick	28	588	21.0	0	47
Hamlett, Gerard	2	10	5.0	0	15
Roberson, Brandon	2	27	13.5	0	16
Conteh, Omar	2	32	16.0	0	19
Woodsum, Mark	1	12	12.0	0	12
Abernathy, Frayne	1	8	8.0	0	8
Cobb, Erryn	1	-1	-1.0	0	0
Sutton, Tyrell	1	8	8.0	0	8
Total.....	38	684	18.0	0	47
Opponents.....	28	563	20.1	0	75

FUMBLE RETURNS	No.	Yds	Avg	TD	Long
Simpson, Eddie	1	23	23.0	0	23
Total.....	1	23	23.0	0	23
Opponents.....	1	-3	-3.0	0	0



2006 Northwestern Football

Northwestern Overall Individual Statistics (as of Nov 18, 2006)

All games

SCORING	----- PATs -----								
	TD	FGs	Kick	Rush	Rcv	Pass	DXP	Saf	Points
Howells, Joel	0	8-12	24-25	0-0	0	0-0	0	0	48
Sutton, Tyrell	7	0-0	0-0	0-0	0	0-0	0	0	42
Jordan, Terrell	5	0-0	0-0	0-0	0	0-0	0	0	30
Brewer, Andrew	3	0-0	0-0	0-0	0	0-0	0	0	18
Herbert, Shaun	2	0-0	0-0	0-0	0	0-0	0	0	12
Kafka, Mike	2	0-0	0-0	0-0	0	0-0	0	0	12
Lane, Ross	2	0-0	0-0	0-0	0	0-0	0	0	12
Peterman, Eric	1	0-0	0-0	0-0	0	0-0	0	0	6
Cobb, Erryn	1	0-0	0-0	0-0	0	0-0	0	0	6
Bacher, C.J.	1	0-0	0-0	0-0	0	0-0	0	0	6
Roberson, Brandon	1	0-0	0-0	0-0	0	0-0	0	0	6
Total.....	25	8-12	24-25	0-0	0	0-0	0	0	198
Opponents.....	39	14-20	36-38	0-1	0	0-0	0	1	314

TOTAL OFFENSE	G	Plays	Rush	Pass	Total	Avg/G
Bacher, C.J.	6	183	-34	1172	1138	189.7
Sutton, Tyrell	12	189	1000	0	1000	83.3
Kafka, Mike	5	144	263	494	757	151.4
Brewer, Andrew	10	146	202	344	546	54.6
Jordan, Terrell	12	66	219	0	219	18.2
Roberson, Brandon	5	4	28	18	46	9.2
Conteh, Omar	11	6	28	0	28	2.5
Herbert, Shaun	12	2	14	0	14	1.2
Cobb, Erryn	12	3	10	0	10	0.8
Peterman, Eric	12	3	8	0	8	0.7
Yarbrough, Jeff	11	1	-1	0	-1	-0.1
TEAM	7	7	-32	0	-32	-4.6
Total.....	12	754	1705	2028	3733	311.1
Opponents.....	12	786	1900	2450	4350	362.5

FIELD GOALS	FGM-FGA	Pct	01-19	20-29	30-39	40-49	50-99	Lg	Blk
Howells, Joel	8-12	66.7	0-0	3-4	4-7	1-1	0-0	43	1

FG SEQUENCE	Northwestern	OPPONENTS
Miami	-	(22),37
New Hampshire	(35)	-
Eastern Michigan	-	(47),(30)
Nevada	39,32	(32),42
Penn State	-	(34),(22),(33),(36)
Wisconsin	(22)	(40),(42)
Purdue	(43)	23,(18),34
Michigan State	(30),36	(32),(28)
Michigan	(38)	(30),40
Iowa	22	-
Ohio State	(29)	-
Illinois	(36),(22)	20

PUNTING	No.	Yds	Avg	Long	TB	FC	I20	Blkd
Larscheid, Slade	65	2417	37.2	54	5	7	14	2
TEAM	2	0	0.0	0	0	0	0	0
Total.....	67	2417	36.1	54	5	7	14	2
Opponents.....	57	2211	38.8	69	8	7	25	2

KICKOFFS	No.	Yds	Avg	TB	OB	Retn	Net	YdLn
Howells, Joel	45	2698	60.0	14	3			
Total.....	45	2698	60.0	14	3	563	41.2	23
Opponents.....	63	3694	58.6	21	1	684	41.1	23

Numbers in (parentheses) indicate field goal was made.

## 2006 Northwestern Football

Northwestern Overall Individual Statistics (as of Nov 18, 2006)

All games

ALL PURPOSE	G	Rush	Rec	PR	KOR	IR	Tot	Avg/G
Sutton, Tyrell	12	1000	261	0	8	0	1269	105.8
McManis, Sherrick	11	0	0	0	588	0	588	53.5
Herbert, Shaun	12	14	494	0	0	0	508	42.3
Lane, Ross	12	0	401	0	0	0	401	33.4
Peterman, Eric	12	8	349	0	0	0	357	29.8
Jordan, Terrell	12	219	68	0	0	0	287	23.9
Kafka, Mike	5	263	0	0	0	0	263	52.6
Brewer, Andrew	10	202	48	0	0	0	250	25.0
Ward, Rasheed	12	0	212	0	0	0	212	17.7
Smith, Brendan	12	0	0	47	0	82	129	10.8
Cheatham, Sam	10	0	72	0	0	0	72	7.2
Cole, Marquice	11	0	0	28	0	41	69	6.3
Thompson, Kim	3	0	62	0	0	0	62	20.7
Conteh, Omar	11	28	0	0	32	0	60	5.5
Cobb, Erryn	12	10	26	23	-1	0	58	4.8
Roberson, Brandon	5	28	0	0	27	0	55	11.0
Battle, Deante	12	0	0	0	0	31	31	2.6
Yarbrough, Jeff	11	-1	24	0	0	0	23	2.1
Roach, Nick	8	0	0	0	0	14	14	1.8
Woodsum, Mark	12	0	0	0	12	0	12	1.0
Wootton, Corey	12	0	0	0	0	11	11	0.9
Jones, Tonjua	12	0	11	0	0	0	11	0.9
Hamlett, Gerard	5	0	0	0	10	0	10	2.0
Abernathy, Frayne	7	0	0	0	8	0	8	1.1
TEAM	7	-32	0	0	0	0	-32	-4.6
Bacher, C.J.	6	-34	0	0	0	0	-34	-5.7
Total.....	12	1705	2028	98	684	179	4694	391.2
Opponents.....	12	1900	2450	250	563	199	5362	446.8

2006 Northwestern Football

Northwestern Overall Defensive Statistics (as of Nov 18, 2006)

All games

DEFENSIVE LEADERS	-----Tackles-----				-Sacks-		---Pass Def---			-Fumbles-		Blkd	
	GP	Solo	Ast	Total	TFL/Yds	No-Yds	Int-Yds	BrUp	QBH	Rcv-Yds	FF	Kick	Saf
43 Kadela, Adam	12	45	35	80	2.0-7	0.5-4	.	.	2	2-0	2	.	.
39 Smith, Brendan	12	48	20	68	1.5-4	.	3-82	4	1	2-0	1	.	.
22 Battle, Deante	12	46	21	67	5.0-22	2.0-17	1-31	5	1	.	3	.	.
38 Roach, Nick	8	41	21	62	4.0-20	2.0-17	1-14	.	3	.	.	.	.
27 McPherson, Reggie	12	33	24	57	0.5-3	0.5-3	1-0	7	4	.	.	.	.
42 Eaton, Demetrius	12	27	27	54	3.5-26	2.5-24	.	2	.	.	.	.	.
99 Wootton, Corey	12	31	20	51	9.0-32	4.5-13	2-11	1	1	1-0	1	1	.
20 Cole, Marquice	11	36	8	44	2.0-11	1.0-10	2-41	4	.	1-0	.	.	.
70 Gill, John	12	26	14	40	4.0-7	2.0-2	.	1	2	1-0	1	.	.
95 Mims, Kevin	12	26	12	38	2.0-2	.	.	1	1	.	.	.	.
40 Simpson, Eddie	9	24	13	37	3.0-11	2.0-8	.	.	.	2-23	.	.	.
79 Hahn, Adam	12	11	17	28	3.5-22	.	.	1	.	.	.	1	.
24 McManis, Sherrick	11	16	6	22	.	.	1-0	5	.	.	1	.	.
31 Dinard, Mike	11	8	8	16	0.5-1	.	.	1	.	.	.	.	.
91 Koehn, Mark	11	6	8	14	2.5-6	2.0-5	.	.	1	.	1	.	.
92 Kennedy, Keegan	12	6	4	10	1.0-3	1.0-3	.	1	2	.	.	.	.
46 Arrington, Malcolm	12	6	4	10	.	.	.	.	.	.	.	.	.
72 Ngene, David	8	6	2	8	3.0-16	2.0-13	.	.	3	.	.	.	.
17 Phillips, Brad	12	5	2	7	.	.	.	1	.	.	.	.	.
21 Heinz, Bryan	2	5	1	6	2.0-9	1.0-8	.	.	.	.	.	.	.
54 Malleo, Chris	12	5	1	6	1.0-1	.	.	.	.	.	.	.	.
29 Conteh, Omar	11	2	3	5	.	.	.	.	.	.	.	.	.
37 Black, Campbell	12	3	2	5	.	.	.	1	1	.	1	.	.
47 Richart, Chaz	2	4	1	5	.	.	.	.	.	.	.	.	.
45 Rothrauff, Ben	10	4	1	5	.	.	.	.	.	.	.	.	.
6 Dious, Cory	8	3	1	4	.	.	.	1	.	.	.	.	.
16 Oredugba, David	12	3	1	4	.	.	.	.	.	.	.	.	.
36 Kwateng, Prince	11	3	1	4	.	.	.	.	.	.	.	.	.
33 Shanks, Nathan	7	1	2	3	.	.	.	.	.	.	.	.	.
26 Jordan, Terrell	12	3	.	3	.	.	.	.	.	.	.	.	.
44 Cobb, Erryn	12	2	1	3	.	.	.	.	.	.	.	2	.
69 Thomas, Marshall	9	2	1	3	.	.	.	.	.	.	.	.	.
35 Black, Ryan	12	3	.	3	.	.	.	.	.	.	.	.	.
10 Peterman, Eric	12	1	1	2	.	.	.	.	.	.	.	.	.
3 Herbert, Shaun	12	2	.	2	.	.	.	.	.	.	.	.	.
19 Sutton, Tyrell	12	2	.	2	.	.	.	.	.	.	.	.	.
8 Ward, Rasheed	12	1	.	1	.	.	.	.	.	.	.	.	.
23 Hamlett, Gerard	5	1	.	1	.	.	.	.	.	.	.	.	.
93 Howells, Joel	12	1	.	1	.	.	.	.	.	.	.	.	.
15 Larscheid, Slade	12	1	.	1	.	.	.	.	.	.	.	.	.
49 Abernathy, Frayne	7	.	1	1	.	.	.	.	.	.	.	.	.
89 Bryant, Corbin	3	.	1	1	.	.	.	.	.	.	.	.	.
7 Yarbrough, Jeff	11	.	1	1	.	.	.	.	.	.	.	.	.
86 Brunner, Phil	11	1	.	1	.	.	.	.	.	1-0	.	.	.
50 Rees, Trevor	12	.	1	1	.	.	.	.	.	.	.	.	.
56 Keenan, Ryan	12	1	.	1	.	.	.	.	.	.	.	.	.
1A Dixon, Dan	9	1	.	1	.	.	.	.	.	.	.	.	.
90 Woodsum, Mark	12	.	1	1	.	.	.	.	.	.	.	.	.
Total.....	12	502	288	790	50-203	23-127	11-179	36	22	10-23	11	4	.
Opponents.....	12	471	282	753	73-282	26-162	17-199	34	18	12--3	8	3	1

2006 Northwestern Football  
 Northwestern Team Game-by-Game (as of Nov 18, 2006)  
 All games

TEAM STATISTICS

Date	Opponent	---RUSHING---				--RECEIVING--				-----PASSING-----				--KICK RET--				--PUNT RET--				All Purp		
		No.	Yds	TD	Lg	No.	Yds	TD	Lg	Cmp	Att	Int	Yds	TD	Lg	No	Yds	TD	Lg	No	Yds		TD	Lg
Aug 31 2006	at Miami.....	39	193	1	27	13	106	1	20	13-	17-	0	106	1	20	2	36	0	20	3	28	1	8	363
Sep 9 2006	NEW HAMPSHIRE.....	35	187	2	61	19	173	0	23	19-	32-	1	173	0	23	3	22	0	16	3	19	0	15	401
Sep 16 2006	EASTERN MICHIGAN.....	44	156	2	19	16	110	0	16	16-	26-	1	110	0	16	2	58	0	40	0	0	0	0	359
Sep 22 2006	at Nevada.....	37	246	3	55	9	122	0	39	9-	21-	3	122	0	39	2	44	0	45	1	5	0	5	452
Sep 30 2006	at Penn State.....	28	81	1	25	14	157	0	36	14-	30-	1	157	0	36	7	110	0	30	1	-1	0	0	361
Oct 07 2006	at Wisconsin.....	28	122	1	24	10	94	0	29	10-	24-	1	94	0	29	3	101	0	47	1	0	0	0	317
Oct 14 2006	PURDUE.....	42	168	1	54	9	83	0	37	9-	15-	1	83	0	37	5	63	0	16	0	0	0	0	321
Oct 21 2006	MICHIGAN STATE.....	35	177	1	64	16	263	4	52	16-	30-	2	263	4	52	3	42	0	19	1	8	0	8	564
Oct 28 2006	at Michigan.....	17	-13	0	13	20	204	0	25	20-	42-	3	204	0	25	3	73	0	27	1	9	0	9	273
Nov 4 2006	at Iowa.....	41	225	2	34	19	218	1	48	19-	29-	2	218	1	48	2	57	0	33	0	0	0	0	514
Nov 11 2006	OHIO STATE.....	24	68	0	13	21	229	1	34	21-	36-	2	229	1	34	4	56	0	16	1	21	0	21	374
Nov 18 2006	ILLINOIS.....	52	95	2	14	22	269	1	38	22-	30-	0	269	1	38	2	22	0	18	1	9	0	9	395
Totals.....		422	1705	16	64	188	2028	8	52	188-	332-	17	2028	8	52	38	684	0	47	13	98	1	21	4694
Opponent.....		445	1900	21	86	210	2450	14	55	210-	341-	11	2450	14	55	28	563	0	75	30	250	1	33	5362

Games played: 12  
 Avg per rush: 4.0  
 Avg per catch: 10.8  
 Pass efficiency: 105.65  
 Kick ret avg: 18.0  
 Punt ret avg: 7.5  
 All purpose avg/game: 391.2  
 Total offense avg/gm: 311.1

Date	Opponent	-----TACKLES-----			-SACKS-		-FUMBLE-			Pass Blkd			-Kicks--XPTS-					Pts
		Solo	Ast	Total	TFL-Yds	No-Yds	FF	FR-Yds	Int-Yds	QBH	Brk	Kick	Att-Mad	Run	Rev	Saf		
Aug 31 2006	at Miami.....	34	20	54	6.0-27	5.0-26	0	0-0	0-0	0	7	1	3-3	0	0	0	21	
Sep 9 2006	NEW HAMPSHIRE.....	43	22	65	3.0-8	1.0-1	0	0-0	0-0	1	2	2	2-2	0	0	0	17	
Sep 16 2006	EASTERN MICHIGAN.....	36	20	56	4.0-26	2.0-17	0	0-0	2-35	3	4	0	2-2	0	0	0	14	
Sep 22 2006	at Nevada.....	60	4	64	7.0-33	4.0-23	0	0-0	1-35	0	2	0	3-3	0	0	0	21	
Sep 30 2006	at Penn State.....	47	38	85	3.0-6	0.0-0	1	1-0	1-14	0	4	0	1-1	0	0	0	7	
Oct 07 2006	at Wisconsin.....	47	30	77	4.0-10	1.0-1	2	2-0	1-0	2	1	0	1-0	0	0	0	9	
Oct 14 2006	PURDUE.....	52	20	72	6.0-33	2.0-17	1	0-0	1-7	5	5	0	1-1	0	0	0	10	
Oct 21 2006	MICHIGAN STATE.....	37	22	59	4.0-15	2.0-9	1	1-0	2-74	4	0	0	5-5	0	0	0	38	
Oct 28 2006	at Michigan.....	53	17	70	3.0-5	0.0-0	3	2-0	0-0	0	2	0	0-0	0	0	0	3	
Nov 4 2006	at Iowa.....	26	51	77	4.0-11	2.0-6	1	1-23	2-14	1	3	0	3-3	0	0	0	21	
Nov 11 2006	OHIO STATE.....	38	32	70	2.0-10	1.0-9	1	1-0	1-0	2	4	1	1-1	0	0	0	10	
Nov 18 2006	ILLINOIS.....	29	12	41	4.0-19	3.0-18	1	2-0	0-0	4	2	0	3-3	0	0	0	27	
Totals.....		502	288	790	50.0-203	23.0-127	11	10-23	11-179	22	36	4	25-24	0	0	0	198	
Opponent.....		471	282	753	73.0-282	26.0-162	8	12--3	17-199	18	34	3	38-36	0	0	1	314	

Date	Opponent	-----PUNTING-----						--FIELD GOALS--				-----KICKOFFS-----						
		No	Yds	Avg	Long	Blkd	TB	FC	50+	I20	Att-Made	Lg	Blkd	No	Yds	Avg	TB	OB
Aug 31 2006	at Miami.....	6	243	40.5	49	0	1	0	0	2	0-0	0	0	4	246	61.5	0	1
Sep 9 2006	NEW HAMPSHIRE.....	2	77	38.5	39	0	0	0	0	1	1-1	35	0	4	235	58.8	2	0
Sep 16 2006	EASTERN MICHIGAN.....	9	324	36.0	48	0	0	1	0	0	0-0	0	0	3	190	63.3	0	1
Sep 22 2006	at Nevada.....	2	85	42.5	45	0	1	0	0	0	2-0	0	1	4	246	61.5	3	0
Sep 30 2006	at Penn State.....	9	345	38.3	43	0	0	3	0	2	0-0	0	0	2	130	65.0	1	0
Oct 07 2006	at Wisconsin.....	8	305	38.1	48	0	1	3	0	1	1-1	22	0	3	156	52.0	1	0
Oct 14 2006	PURDUE.....	8	298	37.2	54	0	1	0	1	2	1-1	43	0	3	163	54.3	1	0
Oct 21 2006	MICHIGAN STATE.....	4	116	29.0	51	1	0	0	1	0	2-1	30	0	7	442	63.1	3	1
Oct 28 2006	at Michigan.....	7	272	38.9	49	0	0	0	0	2	1-1	38	0	2	130	65.0	2	0
Nov 4 2006	at Iowa.....	3	101	33.7	40	0	0	0	1	1-0	0	0	0	4	230	57.5	1	0
Nov 11 2006	OHIO STATE.....	4	101	25.2	45	1	1	0	0	0	1-1	29	0	3	195	65.0	0	0
Nov 18 2006	ILLINOIS.....	5	150	30.0	35	0	0	0	0	3	2-2	36	0	6	335	55.8	0	0
Totals.....		67	2417	36.1	54	2	5	7	2	14	12-8	43	1	45	2698	60.0	14	3
Opponent.....		57	2211	38.8	69	2	8	7	8	25	20-14	47	0	63	3694	58.6	21	1

2006 Northwestern Football  
Northwestern Opponent Game-by-Game (as of Nov 18, 2006)  
All games

OPPONENT STATISTICS

Date	Opponent	---RUSHING---				--RECEIVING--				-----PASSING-----				--KICK RET--				--PUNT RET--				All Purp		
		No.	Yds	TD	Lg	No.	Yds	TD	Lg	Cmp	Att	Int	Yds	TD	Lg	No	Yds	TD	Lg	No	Yds		TD	Lg
Aug 31 2006	at Miami.....	29	72	0	18	16	175	0	53	16-	26-	0	175	0	53	3	53	0	21	0	0	0	0	300
Sep 9 2006	NEW HAMPSHIRE.....	43	123	3	13	18	206	2	29	18-	24-	0	206	2	29	2	33	0	20	1	2	0	2	364
Sep 16 2006	EASTERN MICHIGAN.....	28	87	0	20	9	47	0	10	9-	25-	2	47	0	10	2	55	0	32	7	81	0	25	275
Sep 22 2006	at Nevada.....	45	156	1	16	17	197	2	26	17-	26-	1	197	2	26	1	16	0	16	0	0	0	0	426
Sep 30 2006	at Penn State.....	48	233	3	22	20	295	0	55	20-	35-	1	295	0	55	1	20	0	20	5	55	0	18	603
Oct 07 2006	at Wisconsin.....	48	307	3	60	16	220	1	24	16-	21-	1	220	1	24	2	16	0	15	3	18	0	8	586
Oct 14 2006	PURDUE.....	28	62	2	13	36	448	2	55	36-	52-	1	448	2	55	1	13	0	13	4	10	0	12	561
Oct 21 2006	MICHIGAN STATE.....	28	96	2	14	32	340	2	24	32-	43-	2	340	2	24	3	46	0	20	2	54	1	33	546
Oct 28 2006	at Michigan.....	46	202	1	33	10	116	1	22	10-	20-	0	116	1	22	0	0	0	0	2	-5	0	1	331
Nov 4 2006	at Iowa.....	32	117	1	11	18	147	0	24	18-	27-	2	147	0	24	3	51	0	25	2	12	0	13	332
Nov 11 2006	OHIO STATE.....	44	231	3	33	14	194	4	34	14-	24-	1	194	4	34	3	82	0	37	2	9	0	0	567
Nov 18 2006	ILLINOIS.....	26	214	2	86	4	65	0	47	4-	18-	0	65	0	47	7	178	0	75	2	14	0	6	471
Opponent totals.....		445	1900	21	86	210	2450	14	55	210-	341-	11	2450	14	55	28	563	0	75	30	250	1	33	5362
Northwestern.....		422	1705	16	64	188	2028	8	52	188-	332-	17	2028	8	52	38	684	0	47	13	98	1	21	4694

Games played: 12  
Avg per rush: 4.3  
Avg per catch: 11.7  
Pass efficiency: 129.03  
Kick ret avg: 20.1  
Punt ret avg: 8.3  
All purpose avg/game: 446.8  
Total offense avg/gm: 362.5

Date	Opponent	-----TACKLES-----			-SACKS-		-FUMBLE-		Pass Blkd			-Kicks--XPTS-					Pts						
		Solo	Ast	Total	TFL-Yds	No-Yds	FF	FR-Yds	Int-Yds	QBH	Brk	Kick	Att-Mad	Run	Rev	Saf							
Aug 31 2006	at Miami.....	45	16	61	2.0-10	1.0-9	0	0-0	0-0	0	1	0	0-0	0	0	0	0	0	0	0	0	0	3
Sep 9 2006	NEW HAMPSHIRE.....	40	32	72	2.0-5	1.0-4	1	2-0	1-0	2	1	0	5-4	0	0	0	0	0	0	0	0	0	34
Sep 16 2006	EASTERN MICHIGAN.....	45	22	67	8.0-22	2.0-5	1	1-0	1-5	0	5	0	0-0	0	0	0	0	0	0	0	0	0	6
Sep 22 2006	at Nevada.....	42	8	50	2.0-9	1.0-5	1	2-0	3-57	0	3	1	4-4	0	0	0	0	0	0	0	0	0	31
Sep 30 2006	at Penn State.....	40	16	56	4.0-16	3.0-11	0	0-0	1-0	0	4	0	3-3	0	0	0	0	0	0	0	0	0	33
Oct 07 2006	at Wisconsin.....	23	28	51	7.0-31	2.0-15	0	0-0	1-25	2	3	0	5-5	0	0	0	0	0	0	0	0	0	41
Oct 14 2006	PURDUE.....	41	24	65	9.0-42	5.0-31	0	0-0	1-28	1	3	0	4-4	0	0	0	0	0	0	0	0	0	31
Oct 21 2006	MICHIGAN STATE.....	37	26	63	6.0-21	1.0-11	1	0-0	2-10	5	5	1	5-5	0	0	0	0	0	0	0	0	0	41
Oct 28 2006	at Michigan.....	39	2	41	12.0-51	3.0-27	2	2--3	3-18	0	3	0	2-2	0	0	0	0	0	0	0	0	0	17
Nov 4 2006	at Iowa.....	34	50	84	6.0-17	1.0-7	0	0-0	2-5	0	1	0	1-1	0	0	0	0	0	0	0	0	0	7
Nov 11 2006	OHIO STATE.....	34	24	58	4.0-15	3.0-14	2	3-0	2-51	4	3	1	7-6	0	0	0	0	0	0	0	0	0	54
Nov 18 2006	ILLINOIS.....	51	34	85	11.0-43	3.0-23	0	2-0	0-0	4	2	0	2-2	0	0	0	0	0	0	0	0	1	16
Opponent totals.....		471	282	753	73.0-282	26.0-162	8	12--3	17-199	18	34	3	38-36	0	0	0	1	314					
Northwestern.....		502	288	790	50.0-203	23.0-127	11	10-23	11-179	22	36	4	25-24	0	0	0	198						

Date	Opponent	-----PUNTING-----						--FIELD GOALS--				-----KICKOFFS-----						
		No	Yds	Avg	Long	Blkd	TB	FC	50+	I20	Att-Made	Lg	Blkd	No	Yds	Avg	TB	OB
Aug 31 2006	at Miami.....	6	226	37.7	69	1	1	0	1	3	2-1	22	0	2	108	54.0	0	0
Sep 9 2006	NEW HAMPSHIRE.....	7	223	31.9	46	1	0	1	0	3	0-0	0	0	6	352	58.7	3	0
Sep 16 2006	EASTERN MICHIGAN.....	10	427	42.7	63	0	3	1	3	3	2-2	47	0	3	149	49.7	0	0
Sep 22 2006	at Nevada.....	4	175	43.8	67	0	0	0	1	3	2-1	32	0	6	357	59.5	4	0
Sep 30 2006	at Penn State.....	4	163	40.8	47	0	1	2	0	3	4-4	36	0	7	397	56.7	0	0
Oct 07 2006	at Wisconsin.....	1	27	27.0	27	0	0	0	1	2-2	42	0	8	518	64.8	5	0	
Oct 14 2006	PURDUE.....	4	174	43.5	51	0	1	0	2	3-1	18	0	5	259	51.8	0	0	
Oct 21 2006	MICHIGAN STATE.....	3	132	44.0	59	0	0	0	1	1	2-2	32	0	8	473	59.1	4	0
Oct 28 2006	at Michigan.....	6	213	35.5	46	0	0	1	0	4	2-1	30	0	4	247	61.8	1	0
Nov 4 2006	at Iowa.....	5	208	41.6	48	0	2	2	0	2	0-0	0	0	2	127	63.5	0	0
Nov 11 2006	OHIO STATE.....	2	77	38.5	41	0	0	0	0	0	0-0	0	0	9	529	58.8	4	0
Nov 18 2006	ILLINOIS.....	5	166	33.2	44	0	0	0	0	1-0	0	0	3	178	59.3	0	1	
Opponent totals.....		57	2211	38.8	69	2	8	7	8	25	20-14	47	0	63	3694	58.6	21	1
Northwestern.....		67	2417	36.1	54	2	5	7	2	14	12-8	43	1	45	2698	60.0	14	3



2006 Northwestern Football

Northwestern Individual Season/Career Statistics (as of Nov 18, 2006)

All games

SEASON STATISTICS

CAREER STATISTICS

SCORING	SEASON STATISTICS									CAREER STATISTICS								
	TD	FGs	Kick	Rush	Rcv	Pass	DXP	Saf	Points	TD	FGs	Kick	Rush	Rcv	Pass	DXP	Saf	Points
Howells, Joel	0	8-12	24-25	0-0	0	0-0	0	0	48	0	23-39	78-84	0-0	0	0-0	0	0	147
Sutton, Tyrell	7	0-0	0-0	0-0	0	0-0	0	0	42	25	0-0	0-0	0-0	0	0-0	0	0	150
Jordan, Terrell	5	0-0	0-0	0-0	0	0-0	0	0	30	9	0-0	0-0	0-0	0	0-0	0	0	54
Brewer, Andrew	3	0-0	0-0	0-0	0	0-0	0	0	18	3	0-0	0-0	0-0	0	0-0	0	0	18
Herbert, Shaun	2	0-0	0-0	0-0	0	0-0	0	0	12	9	0-0	0-0	0-0	0	0-0	0	0	54
Kafka, Mike	2	0-0	0-0	0-0	0	0-0	0	0	12	2	0-0	0-0	0-0	0	0-0	0	0	12
Lane, Ross	2	0-0	0-0	0-0	0	0-0	0	0	12	3	0-0	0-0	0-0	0	0-0	0	0	18
Cobb, Erryn	1	0-0	0-0	0-0	0	0-0	0	0	6	1	0-0	0-0	0-0	0	0-0	0	0	6
Peterman, Eric	1	0-0	0-0	0-0	0	0-0	0	0	6	3	0-0	0-0	0-0	0	0-0	0	0	18
Bacher, C.J.	1	0-0	0-0	0-0	0	0-0	0	0	6	1	0-0	0-0	0-0	0	0-0	0	0	6
Roberson, Brandon	1	0-0	0-0	0-0	0	0-0	0	0	6	2	0-0	0-0	0-0	0	0-0	0	0	12
Total.....	25	8-12	24-25	0-0	0	0-0	0	0	198									
Opponents.....	39	14-20	36-38	0-1	0	0-0	0	1	314									

PUNT RETURNS	SEASON STATISTICS					CAREER STATISTICS				
	No.	Yds	Avg	TD	Long	No.	Yds	Avg	TD	Long
Cole, Marquice	8	28	3.5	0	15	18	248	13.8	1	81
Smith, Brendan	4	47	11.8	0	21	4	47	11.8	0	21
Cobb, Erryn	1	23	23.0	1	8	1	23	23.0	1	8
Total.....	13	98	7.5	1	21					
Opponents.....	30	250	8.3	1	33					

KICK RETURNS	SEASON STATISTICS					CAREER STATISTICS				
	No.	Yds	Avg	TD	Long	No.	Yds	Avg	TD	Long
McManis, Sherrick	28	588	21.0	0	47	28	588	21.0	0	47
Hamlett, Gerard	2	10	5.0	0	15	23	478	20.8	0	81
Roberson, Brandon	2	27	13.5	0	16	13	209	16.1	0	26
Conteh, Omar	2	32	16.0	0	19	7	110	15.7	0	24
Abernathy, Frayne	1	8	8.0	0	8	2	17	8.5	0	9
Woodsum, Mark	1	12	12.0	0	12	1	12	12.0	0	12
Sutton, Tyrell	1	8	8.0	0	8	1	8	8.0	0	8
Cobb, Erryn	1	-1	-1.0	0	0	1	-1	-1.0	0	0
Total.....	38	684	18.0	0	47					
Opponents.....	28	563	20.1	0	75					

INTERCEPTIONS	SEASON STATISTICS					CAREER STATISTICS				
	No.	Yds	Avg	TD	Long	No.	Yds	Avg	TD	Long
Smith, Brendan	3	82	27.3	0	35	5	142	28.4	0	37
Wootton, Corey	2	11	5.5	0	7	2	11	5.5	0	7
Cole, Marquice	2	41	20.5	0	41	7	105	15.0	0	41
McPherson, Reggie	1	0	0.0	0	0	2	0	0.0	0	0
Battle, Deante	1	31	31.0	0	31	2	31	15.5	0	31
Roach, Nick	1	14	14.0	0	14	2	49	24.5	1	35
McManis, Sherrick	1	0	0.0	0	0	1	0	0.0	0	0
Total.....	11	179	16.3	0	41					
Opponents.....	17	199	11.7	3	46					

FUMBLE RETURNS	SEASON STATISTICS					CAREER STATISTICS				
	No.	Yds	Avg	TD	Long	No.	Yds	Avg	TD	Long
Simpson, Eddie	1	23	23.0	0	23	1	23	23.0	0	23
Total.....	1	23	23.0	0	23					
Opponents.....	1	-3	-3.0	0	0					

2006 Northwestern Football

Northwestern Individual Season/Career Statistics (as of Nov 18, 2006)

All games

ALL PURPOSE	SEASON STATISTICS								CAREER STATISTICS							
	G	Rush	Rec	PR	KOR	IR	Tot	Avg/G	G	Rush	Rec	PR	KOR	IR	Tot	Avg/G
Sutton, Tyrell	12	1000	261	0	8	0	1269	105.8	24	2474	657	0	8	0	3139	130.8
McManis, Sherrick	11	0	0	0	588	0	588	53.5	11	0	0	0	588	0	588	53.5
Herbert, Shaun	12	14	494	0	0	0	508	42.3	45	14	1926	-3	0	0	1937	43.0
Lane, Ross	12	0	401	0	0	0	401	33.4	24	0	779	0	0	0	779	32.5
Peterman, Eric	12	8	349	0	0	0	357	29.8	24	7	530	0	0	0	537	22.4
Jordan, Terrell	12	219	68	0	0	0	287	23.9	45	787	167	0	545	0	1499	33.3
Kafka, Mike	5	263	0	0	0	0	263	52.6	5	263	0	0	0	0	263	52.6
Brewer, Andrew	10	202	48	0	0	0	250	25.0	10	202	48	0	0	0	250	25.0
Ward, Rasheed	12	0	212	0	0	0	212	17.7	24	0	311	0	0	0	311	13.0
Smith, Brendan	12	0	0	47	0	82	129	10.8	21	0	0	47	0	142	189	9.0
Cheatham, Sam	10	0	72	0	0	0	72	7.2	19	0	109	0	0	0	109	5.7
Cole, Marquice	11	0	0	28	0	41	69	6.3	43	0	0	248	0	105	353	8.2
Thompson, Kim	3	0	62	0	0	0	62	20.7	24	0	510	0	0	0	510	21.2
Conteh, Omar	11	28	0	0	32	0	60	5.5	19	49	0	0	110	0	159	8.4
Cobb, Erryn	12	10	26	23	-1	0	58	4.8	49	10	62	23	-1	0	94	1.9
Roberson, Brandon	5	28	0	0	27	0	55	11.0	26	214	65	0	209	0	488	18.8
Battle, Deante	12	0	0	0	0	31	31	2.6	33	0	0	0	0	31	31	0.9
Yarbrough, Jeff	11	-1	24	0	0	0	23	2.1	18	-1	31	0	0	0	30	1.7
Roach, Nick	8	0	0	0	0	14	14	1.8	45	0	0	0	0	49	49	1.1
Woodsum, Mark	12	0	0	0	12	0	12	1.0	12	0	0	0	12	0	12	1.0
Jones, Tonjua	12	0	11	0	0	0	11	0.9	12	0	11	0	0	0	11	0.9
Wootton, Corey	12	0	0	0	0	11	11	0.9	15	0	0	0	0	11	11	0.7
Hamlett, Gerard	5	0	0	0	10	0	10	2.0	16	174	19	0	478	0	671	41.9
Abernathy, Frayne	7	0	0	0	8	0	8	1.1	29	0	49	0	17	0	66	2.3
TEAM	7	-32	0	0	0	0	-32	-4.6	40	-246	0	0	0	0	-246	-6.2
Bacher, C.J.	6	-34	0	0	0	0	-34	-5.7	11	-9	0	0	0	0	-9	-0.8
Total.....	12	1705	2028	98	684	179	4694	391.2								
Opponents.....	12	1900	2450	250	563	199	5362	446.8								

FIELD GOALS	Att	Good	Long	Blkd	Att	Good	Long	Blkd	Pct.
Howells, Joel	12	8	43	1	39	23	46	4	59.0
Total.....	12	8	43	1					
Opponents.....	20	14	47	0					

PUNTING	No.	Yds	Avg	Long	TB	FC	I20	Blkd	No.	Yds	Avg	Long	TB	FC	I20	Blkd
Larscheid, Slade	65	2417	37.2	54	5	7	14	2	75	2805	37.4	57	5	7	16	3
TEAM	2	0	0.0	0	0	0	0	0	6	0	0.0	0	0	0	0	0
Total.....	67	2417	36.1	54	5	7	14	2								
Opponents.....	57	2211	38.8	69	8	7	25	2								

KICKOFFS	No.	Yds	Avg	TB	OB	Retn	Net	YdLn	No.	Yds	Avg	TB	OB
Howells, Joel	45	2698	60.0	14	3				127	7330	57.7	33	10
Total.....	45	2698	60.0	14	3	563	41.2	23					
Opponents.....	63	3694	58.6	21	1	684	41.1	23					



