



# Athletic Communications NORTHWESTERN

1501 Central Street, Evanston, IL 60208-3630 Phone 847-491-7503 Fax 847-491-8818 [NUsports.com](http://NUsports.com)

## GAME INFORMATION

**#4 Northwestern (19-13) at  
#1 Washington (22-10)**



Friday, March 16 - 9 p.m. CT  
Alaska Airlines Arena (10,000)  
Seattle, Wash.

**TV:** ESPNU (Roxy Bernstein and Mark Adams)

**Streaming Video:** ESPN3.com

**Radio:** WIND 560 AM and wgnradio.com (Dave Eanet and Shon Morris)

**Gametracker:** [NUsports.com](http://NUsports.com)

**Twitter:** @NU\_SportsLIVE

## WILDCATS MAKE RETURN TRIP TO WASHINGTON FOR NIT

Northwestern shoots for its third-consecutive 20-win season and its second-straight berth in the NIT quarterfinal round as it travels to top-seeded Washington on Friday for a second-round contest.

The Wildcats knocked off a No. 1 seed on the road to the quarterfinals last season, posting an 85-67 victory at Boston College. This is the second straight year that NU is playing an NIT game in the state of Washington as it was eliminated by Washington State in overtime a year ago.

Northwestern advanced to the second round by posting a 76-74 home win over Akron on Tuesday. **Drew Crawford** led the way with 27 points and **John Shurna** recorded 23 points, 11 rebounds and seven assists while becoming the 27th player in Big Ten history to surpass the 2,000 career-point milestone.

The winner of Friday's contest advances to take on the winner of another Big Ten/Pac-12 clash between Oregon and Iowa.

**Series History:** Washington leads the all-time series 5-2, though the teams haven't met since Dec. 29, 1975 when the Huskies posted a 70-57 win at the Far West Classic in Portland, Ore.



**JOHN SHURNA** is a first-team All-Big Ten selection and led the league in scoring, averaging 20.0 points per game in conference play.

## 2011-12 SCHEDULE & RESULTS

Date	Day	Opponent	Time/Result
<b>NOVEMBER</b>			
13	Sun.	Texas-Pan American	W, 60-36
<i>Charleston Classic</i>			
17	Thu.	vs. LSU	W, 88-82
18	Fri.	vs. Tulsa	W, 69-65
20	Sun.	vs. Seton Hall	W, 80-73
25	Fri.	<b>Stony Brook</b>	<b>W, 63-58</b>
29	Tue.	at Georgia Tech	W, 76-60
<b>DECEMBER</b>			
2	Fri.	Mississippi Valley State	W, 92-67
4	Sun.	#7/8 Baylor	L, 69-41
15	Thu.	Texas Southern	W, 81-51
17	Sat.	Central Connecticut State	W, 70-64
18	Sun.	Eastern Illinois	W, 87-72
22	Thu.	at #23/21 Creighton	L, 87-79
28	Wed.	at #2/2 Ohio State *	L, 87-54
<b>JANUARY</b>			
1	Sun.	Penn State *	W, 68-56
4	Wed.	Illinois *	L, 57-56
11	Wed.	at #13/13 Michigan *	L, 66-64 (OT)
14	Sat.	#6/7 Michigan State *	W, 81-74
18	Wed.	at Wisconsin *	L, 77-57
22	Sun.	at Minnesota *	L, 75-52
28	Sat.	Purdue *	L, 58-56
<b>FEBRUARY</b>			
2	Thu.	Nebraska *	W, 84-74
5	Sun.	at Illinois *	W, 74-70
9	Thu.	Iowa *	W, 83-64
12	Sun.	at Purdue *	L, 87-77
15	Wed.	at #18/20 Indiana *	L, 71-66
18	Sat.	Minnesota *	W, 64-53
21	Tue.	#11/13 Michigan *	L, 67-55 (OT)
25	Sat.	at Penn State *	W, 67-66
29	Wed.	#10/11 Ohio State *	L, 75-73
<b>MARCH</b>			
3	Sat.	at Iowa *	W, 70-66
<i>Big Ten Tournament (Indianapolis)</i>			
8	Thu.	vs. Minnesota	L, 75-68 (OT)
<i>National Invitation Tournament</i>			
13	Tue.	Akron	W, 76-74
16	Fri.	at Washington	9 p.m.

All times Central Home games in bold  
\* Big Ten Conference game

### Northwestern Probable Starters

No.	Name	Pos.	Ht.	Yr.	Hometown	Pts.	Reb.	Ast.
3	Dave Sobolewski	G	6-1	Fr.	Naperville, Ill.	8.6	2.6	3.7
11	Reggie Hearn	G	6-4	Jr.	Fort Wayne, Ind.	7.5	3.7	1.3
23	JerShon Cobb	G	6-5	So.	Decatur, Ga.	7.1	1.7	1.0
1	Drew Crawford	F	6-5	Jr.	Naperville, Ill.	16.5	4.7	2.1
24	John Shurna	F	6-9	Sr.	Glen Ellyn, Ill.	19.9	5.4	2.8

### Team Statistical Comparison

NU	UW
69.7	75.4
+1.7	+5.3
29.3	39.9
-6.2	+4.9
.453	.451
.453	.422
.386	.343
.356	.230
15.6	13.4
3.7	4.0
6.5	6.7
+2.7	+0.6

### Athletic Communications Contact Information:

**Associate Director/Men's Basketball Contact:** Nick Brilowski

**Office Phone:** (847) 467-3831 • **Office Fax:** (847) 491-8818

**Cell Phone:** (847) 239-4127 • **NUsports.com** • **@NU\_Sports** • **@NUMensBball**

**E-mail:** [brilowski@northwestern.edu](mailto:brilowski@northwestern.edu)

**QUICK FACTS**

**NORTHWESTERN UNIVERSITY**

**Location:**..... Evanston, Ill.  
**Founded:**..... 1851  
**Enrollment:**..... 8,367  
**President:**..... Morton O. Schapiro  
**Home Facility:**..... Welsh-Ryan Arena (8,117)  
**Nickname:**..... Wildcats  
**Colors:**..... Purple and White  
**Conference:**..... Big Ten  
**Director of Athletics:**..... Jim Phillips  
**Senior Woman Administrator:**..... Janna Blais  
**Faculty Athletics Rep.:**..... Robert Gundlach

**MEN'S BASKETBALL FACTS**

**Head Coach:**..... Bill Carmody  
**Alma Mater, Year:**..... Union College, '70  
**Record at NU (Years):**..... 179-190 (12)  
**Overall Record (Years):**..... 271-215 (16)  
**Associate Head Coach:**..... Tavaras Hardy  
**Alma Mater, Year:**..... Northwestern, '02  
**Assistant Coach:**..... Fred Hill  
**Alma Mater, Year:**..... Montclair State, '81  
**Assistant Coach:**..... Ivan Vujic  
**Alma Mater, Year:**..... Valparaiso, '06  
**Director of Operations:**..... Joe Kennedy  
**Basketball Athletic Trainer:**..... Lanny Bradford  
**Sports Performance:**..... Mike Schweigert

**2010-11 Overall Record:**..... 20-14  
**Conference Record (Finish):**..... 7-11 (8th)  
**Starters Returning/Lost:**..... 4/1  
**Letterwinners Returning/Lost:**..... 9/4

**ATHLETIC COMMUNICATIONS**

**Assoc. Dir./MBB Contact:**..... Nick Brilowski  
**Office Phone**..... (847) 467-3831  
**Cell Phone**..... (847) 239-4127  
**E-mail**..... brilowski@northwestern.edu  
**Fax**..... (847) 491-8818  
**Official Web Site**..... NUSports.com  
**Asst. AD for Athletic Comm.**..... Mike Wolf  
**Associate Director**..... Doug Meffley  
**Assoc. Dir./Publications Coord.**..... Julie Dunn  
**Assistant Director**..... Scott Hammer  
**Assistant Director**..... Betsy Golomski  
**Assistant Director**..... Dan Yopchick  
**Director of Broadcast Ops**..... Rob Coons  
**Asst. Director of Broadcast Ops**..... Chris Simonson  
**Program Assistant**..... Jocelyn Serranilla

**SCOUTING WASHINGTON**

- The Huskies (22-10, 14-4 Pac-12) won their conference regular-season title but failed to receive an at-large bid to the NCAA tournament. Washington defeated Texas-Arlington 82-72 in Tuesday's NIT opening-round contest.
- Pac-12 Freshman of the Year Tony Wroten leads UW with an average of 16.4 points per game. Terrence Ross, who joined Wroten on the All-Pac-12 first team, contributes 15.5 points and 6.5 rebounds per contest.
- Lorenzo Romar is in his 10th season as the head coach at Washington where he has a 217-112 record. He is 310-200 in 16 overall seasons as a head coach.

**NORTHWESTERN IN THE NIT**

Northwestern is making its fourth-consecutive postseason appearance, a school record. A year ago, the Wildcats advanced to the quarterfinal round before being eliminated by Washington State in overtime. This is the seventh NIT appearance for Northwestern, while Washington is in the NIT for the sixth time.

**1983**

3/17 vs. Notre Dame (Rosemont, Ill.)..... W, 71-57  
 3/21 at DePaul..... L, 65-63

**1994**

3/16 DePaul..... W, 69-68  
 3/21 Xavier..... L, 83-79 (OT)

**1999**

3/16 at DePaul..... L, 69-64

**2009**

3/18 at Tulsa..... L, 68-59

**2010**

3/17 at Rhode Island..... L, 76-64

**2011**

3/16 Milwaukee..... W, 70-61  
 3/19 at Boston College..... W, 85-67  
 3/23 at Washington State..... L, 69-66 (OT)

**2012**

3/13 Akron..... W, 76-74

**SHURNA 2K**

Senior forward **John Shurna** became the 27th player in Big Ten history to score 2,000 career points when he surpassed the milestone March 13 in a victory over Akron, hitting a jumper with 6:25 remaining in the first half. He also moved past Kevin Rankin in the contest as Northwestern's all-time leader in blocked shots. Shurna currently has 135 blocks in his career. Friday's contest will be his 130th game played, moving him past Michael Thompson and alone into first place in school history.

**AT HOME ON THE "U"**

Friday night's game is being televised by ESPNU. Northwestern is a perfect 7-0 in games broadcast by the channel this season. The Wildcats defeated LSU, Tulsa and Seton Hall in the Charleston Classic, Georgia Tech in the Big Ten/ACC Challenge as well as Big Ten foes Penn State (twice) and Iowa.

**TRIO OF 'CATS EARN BIG TEN HONORS**

Three Northwestern players were recognized when the Big Ten's postseason honors were announced March 5. Senior forward **John Shurna** is a consensus first-team All-Big Ten selection. He is the first Wildcat to be named to the first team since Jitim Young in 2004. Shurna had previously earned second-team honors

as a sophomore and was a third-team pick of the coaches a year ago. Junior forward **Drew Crawford** was a consensus third-team all-league pick. Crawford was the Big Ten Freshman of the Year and an honorable mention All-Big Ten pick in 2010. In addition, guard **Dave Sobolewski** earned a Big Ten All-Freshman Team selection. He is the fourth NU player to earn the honor in the last seven seasons.

**SHURNA CLAIMS BIG TEN SCORING TITLE**

**John Shurna** finished conference play with a scoring average of 20.0 points per game to claim the Big Ten scoring crown. He edged Penn State's Tim Frazier who finished second at 19.6 points per game. Northwestern had not had an individual lead the Big Ten in scoring since Ray Ragelis in 1951. Two years ago, Shurna finished merely one point shy of surpassing Ohio State's Evan Turner for the scoring title.

**ALONE AT THE TOP**

Northwestern's scoring record of 1,900 career points had stood since 1977 when Billy McKinney completed his collegiate eligibility. That was until Feb. 18 when **John Shurna** hit a 3-pointer with 10:48 remaining in the second half of a home game against Minnesota, giving him 1,902 for his career. Shurna has broken his own school single-season scoring record by posting 637 points so far this season. He is the active Big Ten career leader with 43 games of scoring 20 or more points. Shurna has scored at least 30 points in a game three times this season, the most by a Northwestern player since Eschmeyer posted at least 30 points five times during the 1997-98 campaign. His scoring average of 19.9 points per game leads the Big Ten and ranks 17th nationally.

**Nation's Scoring Leaders from BCS Conferences (through 3/13)**

Name, Team	Avg.
1. Terrell Stoglin, Maryland	21.6
2. J'Covan Brown, Texas	20.1
3. Kevin Jones, West Virginia	20.1
4. <b>John Shurna, Northwestern</b>	<b>19.9</b>
5. John Jenkins, Vanderbilt	19.9

**CLOSE CALLS**

Northwestern finished the Big Ten season with a 8-10 record, but wasn't far away from being much better. The 'Cats lost five of their league games by a total of 12 points, while a sixth went to overtime. NU also dropped its Big Ten tournament game to Minnesota in overtime.

Date	Opponent	Result
1/4	Illinois	L, 57-56
1/11	at #13 Michigan	L, 66-64 (OT)
1/28	Purdue	L, 58-56
2/15	at #18 Indiana	L, 71-66
2/21	#11 Michigan	L, 67-55 (OT)
2/29	#10 Ohio State	L, 75-73
3/8	vs. Minnesota	L, 75-68 (OT)

**COMEBACK 'CATS**

The Wildcats defeated Iowa March 3 despite trailing by as many as 15 points in the first half. It is the largest deficit NU has overcome to win a game since rallying back from 17 down in a 68-62 victory at Michigan Jan. 10, 2010. Northwestern also rallied from a 14-point deficit

**BIG TEN STANDINGS**

	Big Ten	Pct.	Overall	Pct.
Ohio State	13-5	.722	27-7	.794
Michigan State	13-5	.722	27-7	.794
Michigan	13-5	.722	24-9	.727
Wisconsin	12-6	.667	24-9	.727
Indiana	11-7	.588	25-8	.758
Purdue	10-8	.556	21-12	.636
Northwestern	8-10	.444	19-13	.594
Iowa	8-10	.444	18-16	.529
Minnesota	6-12	.333	20-14	.588
Illinois	6-12	.333	17-15	.531
Nebraska	4-14	.222	12-18	.400
Penn State	4-14	.222	12-20	.375

records through 3/14

## 2011-12 NORTHWESTERN GAME NOTES

to defeat LSU Nov. 17.

### MORE THAN JUST A SCORER

For all of the recognition that **John Shurna** gets for his scoring, he has proven that he's a solid all-around player as well. Shurna currently is tied for first in NU history with 133 career blocked shots, including a career-high five against Minnesota Feb. 18 and again at Penn State Feb. 25. His 54 blocks this season are the second most in a single season in school history and his average of 1.7 blocks per game ranks second in the Big Ten. Shurna is also seventh all-time at Northwestern with 293 career assists and he ranks 12th in the Big Ten with an average of 5.4 rebounds per game and leads the team with 1.2 steals per contest this season.

### CRAWFORD TABBED SECOND-TEAM ACADEMIC ALL-AMERICAN

Junior forward **Drew Crawford** was selected as a Capital One Academic All-American when he was named to the second team Feb. 23. He is the eighth Northwestern men's basketball player to all-time to earn the honor and the first since Kevin Rankin in 1994. Crawford carries a 3.40 grade-point average while majoring in economics. He was one of three Big Ten players to earn Academic All-America honors this season, joining Ohio State's Aaron Craft (first team) and Michigan Zach Novak (third team).

### STEPPING IN AND STEPPING UP

With key returners **JerShon Cobb**, **Alex Marcotullio** and **Drew Crawford** battling early-season injuries, junior guard/forward **Reggie Hearn** got the starting nod in NU's season-opener and hasn't relinquished the spot since. The former walk-on scored a career-high 20 points Feb. 5 in a road win at Illinois. Hearn went 7-for-8 from the field in the contest, including making all six tries during his 16-point first-half performance. He followed it up by scoring 16 points in a win over Iowa Feb. 9 and again at Purdue Feb. 12. For the season, he is averaging 7.5 points per game while shooting a team-best 50.0 percent from the field, including 39.6 percent from 3-point range.

### BOMBS AWAY!

**John Shurna** ranks first in the Big Ten with an average of 2.8 3-point field goals per game. He tied a Northwestern record and was one shy of the Big Ten record when he knocked down nine 3-pointers in the Wildcats' win over Eastern Illinois Dec. 18. The nine triples tied Craig Moore's record established Nov. 22, 2008 at Brown. Shurna went 9-for-12 from beyond the arc in the contest and scored 32 points.

### Three-Pointers Made, Division I Players 6-9 or taller (through 3/13)

Name, Team	Ht.	3FG
1. <b>John Shurna, Northwestern</b>	6-9	90
2. Josh Ritchart, UC Davis	6-9	69
3. Robert Covington, Tenn. State	6-9	65
4. Drew Windler, Samford	6-9	58

### BOMBS AWAY!, PART 2

Northwestern leads the Big Ten and ranks fifth nationally with an average of 9.0 3-point makes per game. **The Wildcats are 12-4 this season when making at least nine triples in a game.**

NU scorched the nets for 20 3-point field goals in its 92-67 win over Mississippi Valley State Dec. 2. The mark tied the school and Big Ten record for 3-pointers in a game, matching Northwestern's total against North Carolina A&T Dec. 13, 2009. NU assisted on 30 of its 34 field goals in the contest with the 30 helpers ranking as a tie for second in school history, two shy of the top mark and tied for the most against a Division I opponent.

### HELPING HAND

Northwestern is well known for playing "team" offense and that's reflected in the statistics. **The Wildcats rank third in the nation with a 1.56 assist-to-turnover ratio this season.** NU ranked second nationally to only Wisconsin with a 1.70 mark a year ago. NU ranks third in the country with an average of just 10.0 turnovers per contest. Northwestern is assisting on 63.9 percent of its made field goals, the seventh-highest percentage nationally.

### CHANGING OF THE GUARD

The Wildcats had some big shoes to fill in the backcourt with the graduation of Michael Thompson. A four-year starter, Thompson completed his career at NU's all-time leader in games played, games started, minutes played and assists, while ranking third all-time in scoring. Freshman **Dave Sobolewski** has stepped in valiantly in his stead. Through 32 games, all starts, Sobolewski is averaging 8.6 points and 3.7 assists per game and has committed just 45 turnovers in 1,139 minutes of action to go along with 117 assists. He scored a collegiate-best 23 points in a victory over Iowa Feb. 9. Sobolewski posted a career-high eight assists with no turnovers Dec. 22 at No. 23/21 Creighton. He was named Big Ten Co-Freshman of the Week Feb. 6 for his efforts in wins over Nebraska and Illinois.

### DYNAMIC DUO

We're not sure which one is Batman and which one is Robin, but senior **John Shurna** and junior **Drew Crawford** have already shown that they form a pretty formidable 1-2 punch. Shurna leads the Big Ten with an average of 19.9 points per game, while Crawford is the Big Ten's fourth-leading scorer with a norm of 16.4 points per contest.

### TOP 'CATS

This year's senior class has posted a school-record 76 victories to date. Its 66th career win against Central Connecticut State Dec. 17 to set a program record, topping the class of 2010-11. Northwestern is coming off its third straight post-season appearance—a program best—advancing to the NIT quarterfinal round before falling 69-66 at Washington State in overtime. The Wildcats have posted a school-record 20 wins in each of the last two seasons.

### A CHALLENGING SLATE

Northwestern played 19 of its 30 regular-season games against teams that are participating in postseason play in either the NCAA tournament or the NIT. The Wildcats nine teams that are in the NCAA tourney and five squads that are in the NIT. **Northwestern has the nation's 17th-highest strength of schedule to date.**

### ASSOCIATED PRESS POLL

March 12, 2012

No.	School	Record	Points
1.	Kentucky (61)	32-2	1,621
2.	Syracuse (1)	31-2	1,545
3.	Missouri (2)	30-4	1,459
4.	North Carolina (1)	29-5	1,403
5.	Michigan State	27-7	1,386
6.	Kansas	27-6	1,330
7.	Ohio State	27-7	1,229
8.	Duke	27-6	1,158
9.	Baylor	27-7	1,064
10.	Florida State	24-9	972
11.	Marquette	25-7	912
12.	Murray State	30-1	871
13.	Michigan	24-9	808
14.	Wisconsin	24-9	766
15.	Georgetown	23-8	726
16.	Indiana	25-8	576
17.	Louisville	26-9	558
18.	Wichita State	27-5	517
19.	Creighton	28-5	373
20.	Vanderbilt	24-10	334
21.	New Mexico	27-6	318
22.	San Diego State	26-7	223
23.	UNLV	26-8	201
24.	Saint Mary's	27-5	187
25.	Florida	23-10	146

**Others receiving votes:** Temple 103, Cincinnati 89, Notre Dame 85, Memphis 59, Gonzaga 47, Iowa State 13, Virginia Commonwealth 12, Drexel 11, Virginia 9, Long Beach State 5, Harvard 4, Kansas State 3, St. Bonaventure 1.

### USA TODAY/COACHES POLL

March 12, 2012

No.	School	Record	Points
1.	Kentucky (30)	32-2	774
2.	Syracuse	31-2	730
3.	Missouri (1)	30-4	715
4.	Michigan State	27-7	660
5.	North Carolina	29-5	652
6.	Kansas	27-6	586
7.	Ohio State	27-7	578
8.	Duke	27-6	557
9.	Murray State	30-1	502
10.	Baylor	27-7	481
11.	Marquette	25-7	452
12.	Florida State	24-9	442
13.	Wisconsin	24-9	348
14.	Michigan	24-9	319
15.	Georgetown	23-8	307
16.	Saint Mary's	27-5	268
17.	Indiana	25-8	252
18.	Louisville	26-9	245
19.	Wichita State	27-5	231
20.	Creighton	28-5	199
21.	Florida	23-10	189
22.	New Mexico	27-6	125
23.	San Diego State	26-7	99
24.	Vanderbilt	24-10	94
25.	UNLV	26-8	79

**Others receiving votes:** Notre Dame 48, Memphis 40, Temple 24, Cincinnati 22, Gonzaga 20, Virginia Commonwealth 13, Kansas State 6, Virginia 5, Long Beach State 3, Harvard 3, Iowa State 2, Saint Louis 2, North Carolina State 2, Montana 1.

### SUCCESS UNDER CARMODY

In head coach **Bill Carmody's** 12 seasons in Evanston, the Wildcats have now recorded at least six Big Ten victories eight times. The program totaled six or more conference wins just five times in the previous 31 years prior to Carmody's arrival.

### SHURNA, SOBOLEWSKI EARN BIG TEN WEEKLY HONORS

**John Shurna** and **Dave Sobolewski** were honored Feb. 6 by being named Big Ten Player of the Week and Big Ten Freshman of the Week, respectively, after leading the Wildcats to wins over Nebraska and Illinois. Shurna averaged 26 points per game and shot 71.4 percent from the field to earn the fifth such honor of his career and his first of the season. Sobolewski posted norms of 14.5 points, 4.0 rebounds and 3.5 assists per game in the Wildcats' two wins.

### STRIKING DOWN THE SPARTANS

Northwestern's victory over No. 6 Michigan State on Jan. 14 ranks as a tie for the highest ranked opponent that the Wildcats have beaten in Bill Carmody's 12 seasons as head coach. (The victory snapped the Spartans' 15-game winning streak.) Purdue was also ranked No. 6 when the 'Cats beat them 72-64 in Evanston Jan. 16, 2010. MSU was ranked No. 7 when the 'Cats posted a 70-63 win over the Spartans in East Lansing Jan. 21, 2009.

### HOME SWEET HOME

The Wildcats posted a 13-4 home record last season with three of the losses coming to teams that were nationally ranked at the time (Michigan State, Wisconsin, Ohio State). After setting a program best with 13 home wins in 2008-09, the Wildcats established a new mark with 15 victories at Welsh-Ryan Arena in 2009-10. *Northwestern has a 49-5 home record against unranked opponents over the last four seasons.*

### POST PRODUCTION

**Davide Curletti** made just his second career start Jan. 14 against sixth-ranked Michigan State, but he made **Bill Carmody's** decision look pretty good. The senior scored 13 of his season-high 17 points in the first half of the Wildcats' victory. He made five of seven field goals attempts and also tied a career high with six rebounds to go along with four assists, a blocked shot and two steals. The point total was one shy of his career high of 18 achieved at Wisconsin Feb. 27, 2011.

### STARTING FAST

Northwestern started its season 10-1 for the third time in school history, matching the 1982-83 and 2009-10 teams. It's the best start for the Wildcats since beginning the 1930-31 season with a school-record 12 straight wins. Northwestern set a school record this year with six victories in the month of November after going a perfect 5-0 in the month last season. NU has won 16 of its 17 games in the month of November over the last three seasons.

### CRAWFORD JOINS 1,000-POINT CLUB

Junior forward **Drew Crawford** scored 21 points against Penn State Jan. 1 to become the 31st Wildcat to reach the 1,000 career-point milestone. He's the 17th Northwestern player to reach the

mark in his first three seasons of action. Crawford currently has 1,278 career points to rank 16th in school history.

### NU IN THE BIG TEN/ACC CHALLENGE

Northwestern improved to 6-7 all-time in the Big Ten/ACC Challenge with its 76-60 victory at Georgia Tech Nov. 29. NU has now won four straight games in the event. Ohio State (current) is the only other Big Ten school to win Challenge games in four straight years. Coupled with a win at Boston College in the 2011 NIT second round, the Wildcats have won five straight games vs. ACC foes.

### CRAWFORD HONORED AS BIG TEN PLAYER OF THE WEEK

Junior forward **Drew Crawford** was recognized for his play at the DirecTV Charleston Classic Nov. 17-20 by being named both the tournament MVP as well as the Big Ten Player of the Week Nov. 21. Crawford averaged 24 points and six rebounds per game in the Wildcats' wins over LSU, Tulsa and Seton Hall. He scored 17, 28 and 27 points, respectively, in the contests and tallied at least 17 points in a half three times. Crawford was also named Big Ten Player of the Week once as a freshman.

### DEMPS UNDERGOES SEASON-ENDING SHOULDER SURGERY

Freshman guard **Tre Demps** underwent surgery on his left shoulder Dec. 13 and will miss the remainder of the 2011-12 season. He is eligible to seek a medical redshirt. Demps originally injured the shoulder over the summer and had continued to play with a protective brace. He appeared in four games, including starting the first game of the season. Demps averaged 2.3 points, 1.3 assists, 1.3 rebounds and 14.3 minutes per game.

### NOT HALF BAD

The 59 points that Northwestern scored in the first half of its win over Mississippi Valley State Dec. 2 marked the team's highest point total in a half during Bill Carmody's 12 seasons as head coach. The previous high for points in a half was 56 in the second half against LSU, accomplished just 15 days earlier. The previous best for points in a first half was 55 against Georgia Tech Nov. 30, 2010 and SIU Edwardsville Jan. 20, 2011.

### SHURNA'S SCORING SPREE

**John Shurna's** 37 points in the win over LSU Nov. 17 marked a career high for the senior forward. It is one point shy of the most points scored by a player in the nation this season in a non-overtime game. The total marks a tie for the most by a NU player in **Bill Carmody's** 12 years as head coach, matching Kevin Coble's effort against 15th-ranked Indiana Feb. 23, 2008. It ranks as a tie for the eighth-best scoring performance in school history. Shurna's previous career high was 31 points, achieved three times, including most recently at Northern Illinois Nov. 12, 2010.

### SHURNA EARNS PRESEASON ACCOLADES

Senior forward **John Shurna** has been named a second-team preseason All-American by *Sporting News* and a third-team choice of *Athlon Sports*. He has also been named to the watch list for both the

Wooden Award and Naismith Award for the second consecutive season. Shurna averaged a team-best 16.6 points per game to go along with 4.9 rebounds per contest in 2010-11 as he was named a third-team All-Big Ten selection. He was also a second-team all-conference pick as a sophomore. The last NU player to earn three career All-Big Ten laurels was Evan Eschmeyer who was a first-team honoree in 1997, 1998 and 1999.

### INTERNATIONAL EXPERIENCE

Junior guard **Alex Marcotullio** spent his second consecutive summer playing for Great Britain at the FIBA U-20 European Championships in Bosnia. He averaged 16.0 points, 7.3 rebounds, 2.4 assists and 2.3 steals per game during this year's tournament and then based on his performance was invited to try out for Great Britain's National Team. Marcotullio posted his best totals in the team's final tournament game, recording 24 points and 11 rebounds in a win over Iceland. He also hit a game-winning buzzer-beater in an 83-82 victory over Israel.

### WILDCATS WELCOME A PAIR OF WALK-ONS

Northwestern added two walk-ons to its roster this season. Sophomore guard **James Montgomery III** (Los Angeles, Calif./Santa Monica) joins the program after serving as a practice player for the NU women's basketball team last season and averaging 14 points and eight rebounds per game as a prep senior. Freshman guard **Omar Jimenez** (Kennesaw, Ga./Kennesaw Mountain) also joins the squad after averaging 16 points and six rebounds per game as a senior.

### HILL JOINS WILDCATS' STAFF

**Fred Hill** is the newest member of the Wildcats' coaching staff, joining Northwestern as an assistant in the offseason. Hill was most recently the head coach at Rutgers from 2006-10 after serving one year there as the associate head coach. He has also served as an assistant at Villanova, Seton Hall, Fairleigh Dickinson, Maine, Marquette, Rider, Lehigh and Montclair State. Hill replaces Mitch Henderson who was hired as the head coach at Princeton University, his alma mater.

### THE CARMODY TREE

Northwestern head coach **Bill Carmody** has compiled an impressive list of individuals who have been coached by him or have served as an assistant coach under him and have gone on to become Division I head coaches. All of the individuals listed below are graduates of Princeton University, making Princeton the most common alma mater of head coaches at the Division I level.

John Thompson III, Georgetown  
Mitch Henderson, Princeton  
Craig Robinson, Oregon State  
Chris Mooney, Richmond  
Sydney Johnson, Fairfield  
Joe Scott, Denver

### UP NEXT...

The winner of Friday's contest advances to take on the winner of Sunday's game between third-seeded Oregon and sixth-seeded Iowa.

**2011-12 NORTHWESTERN ROSTER**

**NUMERICAL ROSTER**

No.	Name	Pos.	Ht.	Wt.	Cl.	Hometown/High School/Last School
0	Mike Turner	F	6-8	205	Fr.	Chicago, Ill./U. of Chicago Laboratory High
1	Drew Crawford	G/F	6-5	205	Jr.	Naperville, Ill./Naperville Central
2	Omar Jimenez	G	6-1	185	Fr.	Kennesaw, Ga./Kennesaw Mountain
3	Dave Sobolewski	G	6-1	185	Fr.	Naperville, Ill./Benet Academy
4	Alex Marcotullio	G	6-3	185	Jr.	Warren, Mich./De La Salle
11	Reggie Hearn	G	6-4	210	Jr.	Fort Wayne, Ind./Snider
12	Luka Mirkovic	C	6-11	245	Sr.	Belgrade, Serbia/La Lumiere (LaPorte, Ind.)
13	James Montgomery III	G	6-4	185	So.	Los Angeles, Calif./Santa Monica
14	Tre Demps	G	6-2	195	Fr.	San Antonio, Texas/Ronald Reagan
15	Nick Fruendt	G	6-5	200	Sr.	Batavia, Ill./Batavia
23	JerShon Cobb	G	6-5	200	So.	Decatur, Ga./Columbia
24	John Shurna	F	6-9	220	Sr.	Glen Ellyn, Ill./Glenbard West
30	Davide Curletti	F	6-9	230	Sr.	Farmington Hills, Mich./Orchard Lake St. Mary's
45	Nikola Cerina *	F	6-9	245	Jr.	Topola Oplenac, Serbia/Nikola Tesla S.S./TCU

**ALPHABETICAL ROSTER**

No.	Name	Pos.	Ht.	Wt.	Cl.	Hometown/High School/Last School
45	Nikola Cerina *	F	6-9	245	Jr.	Topola Oplenac, Serbia/Nikola Tesla S.S./TCU
23	JerShon Cobb	G	6-5	200	So.	Decatur, Ga./Columbia
1	Drew Crawford	G/F	6-5	205	Jr.	Naperville, Ill./Naperville Central
30	Davide Curletti	F	6-9	230	Sr.	Farmington Hills, Mich./Orchard Lake St. Mary's
14	Tre Demps	G	6-2	195	Fr.	San Antonio, Texas/Ronald Reagan
15	Nick Fruendt	G	6-5	200	Sr.	Batavia, Ill./Batavia
11	Reggie Hearn	G	6-4	210	Jr.	Fort Wayne, Ind./Snider
2	Omar Jimenez	G	6-1	185	Fr.	Kennesaw, Ga./Kennesaw Mountain
4	Alex Marcotullio	G	6-3	185	Jr.	Warren, Mich./De La Salle
12	Luka Mirkovic	C	6-11	245	Sr.	Belgrade, Serbia/La Lumiere (LaPorte, Ind.)
13	James Montgomery III	G	6-4	185	So.	Los Angeles, Calif./Santa Monica
24	John Shurna	F	6-9	220	Sr.	Glen Ellyn, Ill./Glenbard West
3	Dave Sobolewski	G	6-1	185	Fr.	Naperville, Ill./Benet Academy
0	Mike Turner	F	6-8	205	Fr.	Chicago, Ill./U. of Chicago Laboratory High

\* will sit out 2011-12 season due to NCAA transfer rules

**Head Coach:** Bill Carmody  
**Associate Head Coach:** Tavaras Hardy  
**Assistant Coach:** Fred Hill  
**Assistant Coach:** Ivan Vujic  
**Director of Operations:** Joe Kennedy

**PRONUNCIATIONS**

Davide Curletti (30) ..... DAH-vuh-day  
 Nick Fruendt (15) ..... FROO-int  
 Omar Jimenez (2) ..... him-MEN-ez  
 Luka Mirkovic (12) ..... LOO-kah MERK-uh-vitch  
 Dave Sobolewski (3) ..... So-buh-LEW-ski  
 Ivan Vujic ..... EE-vahn VOO-itch  
 Nikola Cerina (45) ..... chur-A-nuh

**BY CLASS**

**SENIORS (4)**

Davide Curletti  
 Nick Fruendt  
 Luka Mirkovic  
 John Shurna

**JUNIORS (4)**

Nikola Cerina  
 Drew Crawford  
 Reggie Hearn  
 Alex Marcotullio

**SOPHOMORES (2)**

JerShon Cobb  
 James Montgomery III

**FRESHMEN (4)**

Tre Demps  
 Omar Jimenez  
 Dave Sobolewski  
 Mike Turner

**BY STATE/COUNTRY**

**CALIFORNIA (1)**

James Montgomery III

**GEORGIA (2)**

JerShon Cobb  
 Omar Jimenez

**ILLINOIS (5)**

Drew Crawford  
 Nick Fruendt  
 John Shurna  
 Dave Sobolewski  
 Mike Turner

**INDIANA (1)**

Reggie Hearn

**MICHIGAN (3)**

Davide Curletti  
 Alex Marcotullio  
 Austin Nichols

**SERBIA (2)**

Nikola Cerina  
 Luka Mirkovic

**TEXAS (1)**

Tre Demps

## HEAD COACH BILL CARMODY



Bill Carmody is in his 12th season as the head coach at Northwestern. He has guided the Wildcats to three consecutive postseason appearances, a school record. Carmody's 179 victories at NU are the second most in school history, trailing only the 236 games won by Arthur "Dutch" Lonborg from 1928-49.

He has led Northwestern to the two winningest seasons in program history (20, 2009-10 & 2010-11), the most wins over a two-year span (40, 2009-11), over a three-year span (57, 2008-11) and over a four-year span (76, 2008-current).

Under Carmody's watch, the Wildcats have earned at least six Big Ten wins in seven of his 11 years at the helm. Prior to his arrival in Evanston, the team reached six conference victories just five times in 31 seasons. He was named the 2003-04 Big Ten Coach of the Year after guiding Northwestern to an 8-8 league record.

The squad's 10-1 start in 2009-10 allowed it to earn its first national ranking in 41 years when it came in at No. 25 in the Dec. 28, 2009 Associated Press poll. En route to the first 20-win season in school history, Drew Crawford became the first freshman in school history to be named Big Ten Freshman of the Year, while John Shurna was named the nation's Most Improved Player by Sporting News after scoring a school single-season record 619 points.

Northwestern has placed two individuals on the All-Big Ten teams twice in the last three seasons, including both Shurna and Michael Thompson being named to the third team in 2010-11.

Considered one of the top offensive coaches in the nation, Carmody has continued to tweak and evolve the "Princeton Offense" over the years. His teams are well known for their 3-point shooting, unselfish play and taking care of the basketball. The Wildcats annually rank among the nation's leaders in 3-pointers made, assists, assist percentage and assist-to-turnover ratio. NU set a Big Ten season record by making 170 3-pointers in conference play in 2009-10. The team's total of 162 triples last season is the second-best mark in Big Ten history.

Before coming to Evanston, Carmody was the head coach at Princeton for four seasons, replacing legendary coach Peter Carril. Carmody led the Tigers to a 92-25 record and postseason appearances each of his four years at the helm.

A native of Spring Lake, N.J., he graduated from Union College in 1975 with a bachelor's degree in history.

Carmody and his wife, Barbara, have two sons, Michael and Eddie.

### THE CARMODY LEDGER

Year	School	Overall	Conf.
1996-97	Princeton	24-4	14-0
1997-98	Princeton	27-2	14-0
1998-99	Princeton	22-8	11-3
1999-2000	Princeton	19-11	11-3
2000-01	Northwestern	11-19	3-13
2001-02	Northwestern	16-13	7-9
2002-03	Northwestern	12-17	3-13
2003-04	Northwestern	14-15	8-8
2004-05	Northwestern	15-16	6-10
2005-06	Northwestern	14-15	6-10
2006-07	Northwestern	13-18	2-14
2007-08	Northwestern	8-22	1-17
2008-09	Northwestern	17-14	8-10
2009-10	Northwestern	20-14	7-11
2010-11	Northwestern	20-14	7-11
2011-12	Northwestern	19-13	8-10

**Overall Record:** 271-215

**Record at NU:** 179-190

**Big Ten Record:** 66-136

**Record at Princeton:** 92-25

## NORTHWESTERN MISCELLANEOUS STATS

### NU PLAYER HIGHS IN THE CARMODY ERA

#### Points

37, John Shurna vs. LSU (11/17/11)  
37, Kevin Coble vs. Indiana (2/23/08)

#### Rebounds

14, Luka Mirkovic at Minnesota (1/26/10)  
14, Kevin Coble at Chicago State (1/16/08)  
14, Tavaras Hardy at Pepperdine (12/16/00)

#### Assists

10, Michael Thompson vs. Penn State (1/2/08)  
10, Ben Johnson vs. Penn State (2/21/01)

#### Steals

8, Jitim Young vs. Penn State (3/11/04)

#### Blocked Shots

7, Aaron Jennings vs. New Hampshire (11/25/02)

#### Field Goals Made

14, Kevin Coble vs. Michigan (1/12/08)  
13, Drew Crawford at Creighton (12/22/11)

#### Field Goals Attempted

23, John Shurna at Illinois (12/30/09)  
22, Michael Thompson vs. Minnesota (3/10/11)  
22, Kevin Coble at Chicago State (1/16/08)

#### FG Percentage (minimum 5 made)

1.000, six times  
most recent: Vince Scott 7-7 vs. Loyola (Md.)  
(12/27/06)  
John Shurna 10-11 vs. Long Island (12/13/10)

#### 3-Field Goals Made

9, John Shurna vs. Eastern Illinois (12/18/11)  
9, Craig Moore at Brown (11/22/08)

#### 3-Field Goals Attempted

18, Craig Moore at Iowa (2/7/09)  
16, Michael Thompson at Indiana (3/6/10)

#### 3FG Percentage (minimum 2 made)

1.000, numerous times  
best: Kevin Coble 5-5 vs. Utah (12/21/06)

#### Free Throws Made

13, John Shurna vs. LSU (11/17/11)

#### Free Throws Attempted

15, four times  
most recent: Jitim Young vs. Michigan State  
(3/12/04)

#### FT Percentage (minimum 5 made)

1.000, numerous times  
best: Michael Thompson (11-11) at Indiana  
(2/19/11)

### CURRENT NU PLAYERS ON CAREER LISTS

#### Points

1.	<b>John Shurna, 2009-present</b>	<b>1,991</b>
2.	Billy McKinney, 1974-77	1,900
3.	Evan Eschmeyer, 1995-99	1,805
4.	Michael Thompson, 2008-11	1,689
5.	Jim Stack, 1979-83	1,583
6.	Vedran Vukusic, 2002-06	1,581
7.	Kevin Rankin, 1991-94	1,575
8.	Cedric Neloms, 1992-95	1,533
9.	Jitim Young, 2001-04	1,521
10.	Shon Morris, 1985-88	1,407
14.	Dale Kelley, 1968-70	1,310
15.	Craig Moore, 2006-09	1,294
16.	<b>Drew Crawford, 2009-present</b>	<b>1,278</b>

#### Scoring Average

1.	Joe Ruklick, 1957-59	19.9
2.	Dale Kelley, 1968-70	19.8
3.	Jim Burns, 1965-67	19.5
4.	Billy McKinney, 1974-77	18.6
5.	Walker Lambiotte, 1989-90	17.4
6.	Evan Eschmeyer, 1995-99	16.1
7.	Geno Carlisle, 1994-96	15.8
8.	Mark Sibley, 1971-73	15.7
	Ray Ragelis, 1949-51	15.7
10.	<b>John Shurna, 2009-present</b>	<b>15.6</b>

#### Field Goals

1.	Billy McKinney, 1974-77	768
2.	<b>John Shurna, 2009-present</b>	<b>698</b>
3.	Jim Stack, 1979-83	623
4.	Evan Eschmeyer, 1995-99	621
5.	Michael Thompson, 2008-11	568

#### Field Goal Attempts

1.	Billy McKinney, 1974-77	1,645
2.	<b>John Shurna, 2009-present</b>	<b>1,497</b>
3.	Jim Stack, 1979-83	1,367
4.	Michael Thompson, 2008-11	1,300
5.	Jim Burns, 1965-67	1,284

#### Three-Point Field Goals

1.	Craig Moore, 2006-09	320
2.	Michael Thompson, 2007-11	276
3.	<b>John Shurna, 2009-present</b>	<b>269</b>
4.	Vedran Vukusic, 2002-06	212
5.	Todd Leslie, 1990-94	203

#### Three-Point FG Attempts

1.	Craig Moore, 2006-09	845
2.	<b>John Shurna, 2009-present</b>	<b>677</b>
3.	Michael Thompson, 2008-11	675
4.	Winston Blake, 2000-03	603
5.	Vedran Vukusic, 2002-06	564

#### Blocked Shots

1.	<b>John Shurna, 2009-present</b>	<b>135</b>
2.	Kevin Rankin, 1991-94	133
3.	Evan Eschmeyer, 1995-99	132
4.	Jim Pitts, 1966	123
5.	Tavaras Hardy, 1999-2002	101

#### Three-Point FG Percentage

(Minimum 40 Attempts)

1.	Rob Ross, 1988-90	.483
2.	Todd Leslie, 1989-94	.446
3.	Rex Walters, 1989-90	.446
4.	Phil Styles, 1988-89	.430
5.	Sean Wink, 1997-99	.423
6.	Michael Thompson, 2007-11	.409
7.	Jeff Grose, 1986-89	.402
8.	<b>John Shurna, 2009-present</b>	<b>.397</b>
9.	Kevin Coble, 2007-09	.391
10.	Craig Moore, 2006-09	.379

#### Assists

1.	Michael Thompson, 2008-11	528
2.	Patrick Baldwin, 1991-94	452
3.	Shawn Watts, 1984-87	379
4.	Michael Jenkins, 1980-83	342
5.	Tim Doyle, 2005-07	341
6.	Craig Moore, 2006-09	308
7.	<b>John Shurna, 2009-present</b>	<b>293</b>
	Julian Bonner, 1995-99	293
9.	Kevin Rankin, 1991-94	271
10.	Jim Stack, 1979-83	270

#### Free Throws

1.	Evan Eschmeyer, 1995-99	563
2.	Cedric Neloms, 1992-95	494
3.	Kevin Rankin, 1991-94	458
4.	Shon Morris, 1985-88	371
5.	Billy McKinney, 1974-77	364
6.	<b>John Shurna, 2009-present</b>	<b>349</b>
7.	Joe Ruklick, 1957-59	345
8.	Dale Kelley, 1968-70	342
9.	Jim Stack, 1979-93	331

#### Games Started

1.	Michael Thompson, 2008-11	129
2.	<b>John Shurna, 2009-present</b>	<b>127</b>
3.	Jitim Young, 2001-04	117

#### Games Played

1.	<b>John Shurna, 2009-present</b>	<b>129</b>
2.	Michael Thompson, 2008-11	129
3.	Craig Moore, 2006-09	121
4.	Tavaras Hardy, 1999-2002	118
	Sterling Williams, 2006-09	118

#### Minutes Played

1.	Michael Thompson, 2008-11	4,633
2.	<b>John Shurna, 2009-present</b>	<b>4,096</b>
3.	Jim Stack, 1979-83	3,885
4.	Jitim Young, 2001-04	3,849
5.	Andre Goode, 1982-85	3,815

**NORTHWESTERN MISCELLANEOUS STATS**

**CURRENT NU PLAYERS ON SINGLE-SEASON LISTS**

**Points**

1.	<b>John Shurna, 2012</b>	<b>637</b>
2.	<b>John Shurna, 2010</b>	<b>619</b>
3.	Evan Eschmeyer, 1998	585
4.	Dale Kelley, 1970	582
5.	Evan Eschmeyer, 1999	568
6.	Michael Thompson, 2011	553
7.	Vedran Vukusic, 2006	533
	Billy McKinney, 1976	533
9.	Geno Carlisle, 1996	532
10.	<b>John Shurna, 2011</b>	<b>531</b>

**Three-Point FG Attempts**

1.	Craig Moore, 2009	271
2.	Michael Thompson, 2011	242
	Craig Moore, 2008	242
4.	Winston Blake, 2001	221
5.	<b>John Shurna, 2010</b>	<b>220</b>
6.	Michael Thompson, 2010	214
7.	<b>John Shurna, 2012</b>	<b>209</b>
8.	Geno Carlisle, 1996	197
9.	Sean Wink, 1998	188
10.	Winston Blake, 2002	187

**Scoring Average**

1.	Dale Kelley, 1970	24.3
2.	Frank Ehmann, 1955	23.9
3.	Rich Falk, 1964	23.3
4.	Joe Ruklick, 1959	23.0
5.	Evan Eschmeyer, 1998	21.7
6.	Jim Burns, 1967	21.5
7.	Dick Mast, 1956	21.0
8.	Billy McKinney, 1977	20.2
	Jim Burns, 1966	20.2
10.	<b>John Shurna, 2012</b>	<b>19.9</b>

**Assists**

1.	Tim Doyle, 2007	157
2.	Patrick Baldwin, 1994	154
3.	Michael Thompson, 2011	147
4.	Michael Thompson, 2010	139
5.	Patrick Baldwin, 1993	136
6.	Michael Jenkins, 1983	133
7.	Michael Thompson, 2008	128
8.	Rex Walters, 1990	125
9.	<b>Dave Sobolewski, 2012</b>	<b>117</b>
10.	T.J. Parker, 2009	115

**Field Goals**

1.	<b>John Shurna, 2012</b>	<b>222</b>
2.	<b>John Shurna, 2010</b>	<b>217</b>
3.	Dale Kelley, 1970	209
4.	Walker Lambiotte, 1989	207
5.	Billy McKinney, 1977	205
6.	Rich Falk, 1964	204
7.	Evan Eschmeyer, 1998	200
8.	Billy McKinney, 1976	199
	Billy McKinney, 1975	199
10.	Vedran Vukusic, 2006	191

**Blocked Shots**

1.	Jim Pitts, 1966	123
2.	<b>John Shurna, 2012</b>	<b>54</b>
3.	Evan Eschmeyer, 1999	48
4.	Kevin Rankin, 1992	45
5.	Brian Pitts, 1987	40
6.	Kevin Rankin, 1994	39
7.	Aaron Jennings, 2003	36
8.	Evan Eschmeyer, 1997	34
9.	<b>John Shurna, 2010</b>	<b>32</b>
	Vince Scott, 2007	32

**Field Goal Attempts**

1.	Dick Mast, 1956	512
2.	Jim Burns, 1966	485
3.	<b>John Shurna, 2012</b>	<b>480</b>
4.	<b>John Shurna, 2010</b>	<b>473</b>
5.	Dale Kelley, 1970	473
6.	Mark Sibley, 1973	468
7.	Rich Falk, 1964	452
8.	Billy McKinney, 1977	449
9.	Frank Ehmann, 1955	444
10.	Geno Carlisle, 1996	433

**Minutes Played**

1.	Michael Thompson, 2010	1,281
2.	Michael Thompson, 2011	1,268
3.	<b>John Shurna, 2010</b>	<b>1,238</b>
4.	<b>John Shurna, 2012</b>	<b>1,196</b>
5.	Jeremy Nash, 2010	1,180
6.	<b>Dave Sobolewski, 2012</b>	<b>1,139</b>
7.	Drew Crawford, 2012	1,113
8.	Jitim Young, 2004	1,107
9.	Craig Moore, 2009	1,105
10.	Gaddis Rathel, 1983	1,091

**Three-Point Field Goals**

1.	Craig Moore, 2009	110
2.	Craig Moore, 2008	97
3.	Michael Thompson, 2011	95
4.	<b>John Shurna, 2012</b>	<b>90</b>
5.	Michael Thompson, 2010	88
6.	Sean Wink, 1998	86
7.	Winston Blake, 2001	83
8.	<b>John Shurna, 2010</b>	<b>78</b>
9.	Todd Leslie, 1994	77
10.	<b>John Shurna, 2011</b>	<b>75</b>

**30+ POINT SCORING GAMES**

	SEASON	CAREER
John Shurna	3	6
Drew Crawford	1	2

**20+ POINT SCORING GAMES**

	SEASON	CAREER
John Shurna	17	44
Drew Crawford	10	16
Dave Sobolewski	3	3
JerShon Cobb	1	1
Reggie Hearn	1	1
Nick Fruendt	1	1
Luka Mirkovic	0	1

**10+ REBOUND GAMES**

	SEASON	CAREER
Luka Mirkovic	2	13
Reggie Hearn	1	1
Drew Crawford	0	4
John Shurna	0	3

**DOUBLE DOUBLES**

	SEASON	CAREER
Luka Mirkovic	1	7
John Shurna	1	3
Reggie Hearn	1	1
Drew Crawford	0	3

Largest deficit to overcome to win in 2011-12: 15 vs. Iowa (3/3/12); trailed 28-13, won 70-66

## 2011-12 SCHEDULE AND RESULTS

Date	Opponent	Time/Result	Record/TV	NU High Scorer	NU High Rebounder	NU High Assists	Attend.
Nov. 7	<b>Robert Morris (Ill.) (Exh.)</b>	W, 99-48	—	17, Fruendt	8, Turner	5, Mirkovic	—
Nov. 13	<b>Texas-Pan American</b>	W, 60-36	1-0, 0-0	15, Shurna	6, Crawford	4, Hearn	3,613
Nov. 17	vs. LSU ❖	W, 88-82	2-0, 0-0	37, Shurna	8, Crawford	6, Sobolewski	2,532
Nov. 18	vs. Tulsa ❖	W, 69-65	3-0, 0-0	28, Crawford	6, Shurna	3, Sobolewski	1,711
Nov. 20	vs. Seton Hall ❖	W, 80-73	4-0, 0-0	27, Crawford	7, Shurna	3, Marcotullio/Curletti	3,563
Nov. 25	<b>Stony Brook</b>	W, 63-58	5-0, 0-0	20, Shurna	7, Crawford	4, Sobolewski	4,608
Nov. 29	at Georgia Tech X	W, 76-60	6-0, 0-0	25, Shurna	8, Shurna	6, Sobolewski	5,619
Dec. 2	<b>Mississippi Valley State</b>	W, 92-67	7-0, 0-0	21, Fruendt	7, Hearn	7, Marcotullio	4,705
Dec. 4	<b>#7/8 Baylor</b>	L, 69-41	7-1, 0-0	15, Crawford	5, Crawford/Curletti	4, Sobolewski	6,316
Dec. 15	<b>Texas Southern</b>	W, 81-51	8-1, 0-0	20, Shurna	6, Hearn/Shurna	5, three players	4,905
Dec. 17	<b>Central Connecticut State</b>	W, 70-64	9-1, 0-0	17, Hearn	8, Mirkovic/Shurna	5, Mirkovic	5,246
Dec. 18	<b>Eastern Illinois</b>	W, 87-72	10-1, 0-0	32, Shurna	10, Mirkovic	7, Mirkovic	5,071
Dec. 22	at #23/21 Creighton	L, 87-79	10-2, 0-0	34, Crawford	9, Shurna	8, Sobolewski	17,676
Dec. 28	at #2/2 Ohio State *	L, 87-54	10-3, 0-1	13, Crawford	6, Crawford	5, Sobolewski	19,049
Jan. 1	<b>Penn State *</b>	W, 68-56	11-3, 1-1	21, Crawford	11, Mirkovic	3, Crawford	5,389
Jan. 4	<b>Illinois *</b>	L, 57-56	11-4, 1-2	20, Shurna	7, Shurna	3, Mirkovic	8,117
Jan. 11	at #13/13 Michigan *	L, 66-64 (OT)	11-5, 1-3	21, Shurna	6, three players	3, Sobolewski/Hearn	12,605
Jan. 14	<b>#6/7 Michigan State *</b>	W, 81-74	12-5, 2-3	22, Shurna	6, Curletti	7, Sobolewski	8,117
Jan. 18	at Wisconsin *	L, 77-57	12-6, 2-4	19, Shurna	6, Curletti/Shurna	6, Sobolewski	16,939
Jan. 22	at Minnesota *	L, 75-52	12-7, 2-5	21, Shurna	7, Curletti	4, Marcotullio	12,219
Jan. 28	<b>Purdue *</b>	L, 58-56	12-8, 2-6	23, Crawford	8, Crawford/Hearn	4, Marcotullio/Shurna	8,117
Feb. 2	<b>Nebraska *</b>	W, 84-74	13-8, 3-6	28, Shurna	6, Sobolewski	8, Curletti	5,239
Feb. 5	at Illinois *	W, 74-70	14-8, 4-6	24, Shurna	7, Marcotullio	4, Crawford	15,461
Feb. 9	<b>Iowa *</b>	W, 83-64	15-8, 5-6	23, Sobolewski	5, Crawford	7, Sobolewski	6,013
Feb. 12	at Purdue *	L, 87-77	15-9, 5-7	30, Shurna	8, Hearn	4, Shurna	14,155
Feb. 15	at #18/20 Indiana *	L, 71-66	15-10, 5-8	29, Shurna	5, Crawford	2, three players	17,246
Feb. 18	<b>Minnesota *</b>	W, 64-53	16-10, 6-8	22, Sobolewski	6, Shurna	5, Shurna	7,522
Feb. 21	<b>#11/13 Michigan *</b>	L, 67-55 (OT)	16-11, 6-9	14, Shurna	11, Hearn	3, Marcotullio	8,117
Feb. 25	at Penn State *	W, 67-66	17-11, 7-9	23, Shurna	9, Crawford	6, Shurna	8,513
Feb. 29	<b>#10/11 Ohio State *</b>	L, 75-73	17-12, 7-10	23, Crawford	4, Crawford	5, Hearn	8,117
March 3	at Iowa *	W, 70-66	18-12, 8-10	18, Crawford	7, Crawford	3, Cobb/Shurna	15,400
March 8	vs. Minnesota ★	L, 75-68 (OT)	18-13, 8-10	24, Cobb	8, Cobb	6, Sobolewski	17,257
March 13	<b>Akron ✓</b>	W, 76-74	19-13, 8-10	27, Crawford	11, Shurna	7, Shurna	2,319
March 17	at Washington ✓	9 p.m.	ESPNU				
TBD	vs. Oregon/Iowa ✓	TBD	TBD				

Home games in **bold**

❖ Charleston Classic; Charleston, S.C.

X Big Ten/ACC Challenge

★ Big Ten Tournament; Indianapolis, Ind.

✓ National Invitation Tournament

\* Big Ten Conference game

All times Central

**2011-12 NORTHWESTERN OVERALL STATISTICS**

**2011-12 Northwestern Basketball  
Northwestern Combined Team Statistics (as of Mar 13, 2012)  
All games**

<b>RECORD:</b>	<b>OVERALL</b>	<b>HOME</b>	<b>AWAY</b>	<b>NEUTRAL</b>
ALL GAMES	19-13	12-5	4-7	3-1
CONFERENCE	8-10	5-4	3-6	0-0
NON-CONFERENCE	11-3	7-1	1-1	3-1

#	Player	gp-gs	min	avg	Total		3-Point		F-Throw		Rebounds				pf	dq	a	to	blk	stl	pts	avg
					fg-fga	fg%	3fg-fga	3fg%	ft-fa	ft%	off	def	tot	avg								
24	Shurna, John	32-32	1196	37.4	222-480	.463	90-209	.431	103-137	.752	45	127	172	5.4	55	0	90	48	54	37	637	19.9
1	Crawford, Drew	32-31	1113	34.8	193-397	.486	60-146	.411	81-115	.704	40	111	151	4.7	65	2	67	52	19	40	527	16.5
3	Sobolewski, Dave	32-32	1139	35.6	81-200	.405	41-113	.363	71-95	.747	15	68	83	2.6	81	0	117	45	8	29	274	8.6
11	Hearn, Reggie	32-32	830	25.9	83-166	.500	36-91	.396	37-47	.787	33	84	117	3.7	94	4	41	48	6	22	239	7.5
23	Cobb, JerShon	20-7	400	20.0	50-119	.420	14-44	.318	27-37	.730	7	27	34	1.7	25	0	20	31	3	28	141	7.1
12	Mirkovic, Luka	19-15	378	19.9	46-93	.495	0-10	.000	21-41	.512	16	57	73	3.8	32	0	33	20	5	10	113	5.9
4	Marcotullio, Alex	28-6	578	20.6	46-110	.418	35-88	.398	12-17	.706	11	47	58	2.1	68	4	56	26	7	21	139	5.0
30	Curletti, Davide	32-4	612	19.1	37-89	.416	5-19	.263	42-71	.592	36	72	108	3.4	71	0	60	33	15	16	121	3.8
14	Demps, Tre	4-1	57	14.3	3-17	.176	2-8	.250	1-5	.200	0	5	5	1.3	0	0	5	2	0	1	9	2.3
15	Fruendt, Nick	23-0	123	5.3	9-21	.429	4-10	.400	3-4	.750	10	9	19	0.8	14	0	9	5	1	4	25	1.1
02	Jimenez, Omar	7-0	21	3.0	2-6	.333	1-5	.200	0-0	.000	1	0	1	0.1	2	0	1	1	0	0	5	0.7
13	Montgomery, James	10-0	28	2.8	0-5	.000	0-4	.000	1-6	.167	0	1	1	0.1	4	0	1	0	1	1	1	0.1
Team											56	60	116				9					
Total.....		32	6475		772-1703	.453	288-747	.386	399-575	.694	270	668	938	29.3	511	10	500	320	119	209	2231	69.7
Opponents.....		32	6475		798-1763	.453	221-621	.356	359-518	.693	381	757	1138	35.6	574	-	484	405	95	166	2176	68.0

<b>TEAM STATISTICS</b>	<b>NU</b>	<b>OPP</b>	<b>Date</b>	<b>Opponent</b>	<b>Score</b>	<b>Att.</b>
SCORING	2231	2176	11/13/11	TEXAS-PAN AMERICAN	w 60-36	3613
Points per game	69.7	68.0	11/17/11	vs LSU	w 88-82	2532
Scoring margin	+1.7	-	11/18/11	vs Tulsa	w 69-65	1711
FIELD GOALS-ATT	772-1703	798-1763	11/20/11	vs Seton Hall	w 80-73	3563
Field goal pct	.453	.453	11/25/11	STONY BROOK	w 63-58	4608
3 POINT FG-ATT	288-747	221-621	11/29/11	at Georgia Tech	w 76-60	5619
3-point FG pct	.386	.356	12/02/11	MISSISSIPPI VALLEY S	w 92-67	4705
3-pt FG made per game	9.0	6.9	12/04/11	BAYLOR	L 41-69	6316
FREE THROWS-ATT	399-575	359-518	12/15/11	TEXAS SOUTHERN	w 81-51	4905
Free throw pct	.694	.693	12/17/11	CENTRAL CONNECTICUT	w 70-64	5246
F-Throws made per game	12.5	11.2	12/18/11	EASTERN ILLINOIS	w 87-72	5071
REBOUNDS	938	1138	12/22/11	at Creighton	L 79-87	17676
Rebounds per game	29.3	35.6	* 12/28/11	at Ohio State	L 54-87	19049
Rebounding margin	-6.2	-	* 01/01/12	PENN STATE	w 68-56	5389
ASSISTS	500	484	* 01/04/12	ILLINOIS	L 56-57	8117
Assists per game	15.6	15.1	* 01/11/12	at Michigan	Lot 64-66	12605
TURNOVERS	320	405	* 01/14/12	MICHIGAN STATE	w 81-74	8117
Turnovers per game	10.0	12.7	* 01/18/12	at Wisconsin	L 57-77	16939
Turnover margin	+2.7	-	* 01/22/12	at Minnesota	L 52-75	12219
Assist/turnover ratio	1.6	1.2	* 01/28/12	PURDUE	L 56-58	8117
STEALS	209	166	* 02/02/12	NEBRASKA	w 84-74	5239
Steals per game	6.5	5.2	* 02/05/12	at Illinois	w 74-70	15461
BLOCKS	119	95	* 02/09/12	IOWA	w 83-64	6013
Blocks per game	3.7	3.0	* 02/12/12	at Purdue	L 77-87	14155
ATTENDANCE	101531	179945	* 02/15/12	at Indiana	L 66-71	17246
Home games-Avg/Game	17-5972	11-14080	* 02/18/12	MINNESOTA	w 64-53	7522
Neutral site-Avg/Game	-	4-6266	* 02/21/12	MICHIGAN	Lot 55-67	8117
			* 2/25/12	at Penn State	w 67-66	8513
			* 02/29/12	OHIO STATE	L 73-75	8117
			* 03/03/12	at Iowa	w 70-66	15400
			03/08/12	vs Minnesota	Lot 68-75	17257
			03/13/12	AKRON	w 76-74	2319

\* - Conference game

**2011-12 NORTHWESTERN BIG TEN STATISTICS**

**2011-12 Northwestern Basketball  
Northwestern Combined Team Statistics (as of Mar 12, 2012)  
Conference games**

<b>RECORD:</b>	<b>OVERALL</b>	<b>HOME</b>	<b>AWAY</b>	<b>NEUTRAL</b>
ALL GAMES	8-10	5-4	3-6	0-0
CONFERENCE	8-10	5-4	3-6	0-0
NON-CONFERENCE	0-0	0-0	0-0	0-0

#	Player	gp-gs	min	avg	Total		3-Point		F-Throw		Rebounds				pf	dq	a	to	blk	stl	pts	avg
					fg-fga	fg%	3fg-fga	3fg%	ft-fa	ft%	off	def	tot	avg								
24	Shurna, John	18-18	696	38.7	130-274	.474	45-112	.402	55-76	.724	24	62	86	4.8	30	0	47	25	31	22	360	20.0
01	Crawford, Drew	18-18	640	35.6	100-220	.455	31-74	.419	44-67	.657	23	54	77	4.3	39	1	30	35	5	20	275	15.3
03	Sobolewski, Dave	18-18	670	37.2	52-122	.426	23-58	.397	52-68	.765	7	35	42	2.3	51	0	58	31	4	18	179	9.9
11	Hearn, Reggie	18-18	515	28.6	55-103	.534	22-50	.440	29-38	.763	22	52	74	4.1	56	4	25	33	3	9	161	8.9
04	Marcotullio, Alex	17-6	385	22.6	31-73	.425	24-59	.407	8-13	.615	9	30	39	2.3	43	2	30	19	6	12	94	5.5
23	Cobb, JerShon	10-5	189	18.9	14-45	.311	5-21	.238	11-17	.647	2	12	14	1.4	11	0	7	13	2	16	44	4.4
30	Curletti, Davide	18-4	380	21.1	24-50	.480	3-9	.333	23-46	.500	22	49	71	3.9	45	0	40	21	7	9	74	4.1
12	Mirkovic, Luka	7-3	107	15.3	5-13	.385	0-1	.000	3-11	.273	3	25	28	4.0	11	0	5	4	1	4	13	1.9
13	Montgomery, James	4-0	5	1.3	0-1	.000	0-1	.000	1-4	.250	0	0	0	0.0	0	0	0	0	0	1	1	0.3
02	Jimenez, Omar	3-0	4	1.3	0-0	.000	0-0	.000	0-0	.000	0	0	0	0.0	0	0	0	0	0	0	0	0.0
15	Fruendt, Nick	13-0	59	4.5	0-3	.000	0-1	.000	0-0	.000	3	6	9	0.7	10	0	4	0	1	3	0	0.0
Team											27	29	56				7					
Total.....		18	3650		411-904	.455	153-386	.396	226-340	.665	142	354	496	27.6	296	7	246	188	60	114	1201	66.7
Opponents.....		18	3650		447-965	.463	132-356	.371	217-319	.680	214	412	626	34.8	329	-	279	212	51	97	1243	69.1

<b>TEAM STATISTICS</b>	<b>NU</b>	<b>OPP</b>	<b>Date</b>	<b>Opponent</b>	<b>Score</b>	<b>Att.</b>
SCORING	1201	1243	* 12/28/11	at Ohio State	L 54-87	19049
Points per game	66.7	69.1	* 01/01/12	PENN STATE	W 68-56	5389
Scoring margin	-2.3	-	* 01/04/12	ILLINOIS	L 56-57	8117
FIELD GOALS-ATT	411-904	447-965	* 01/11/12	at Michigan	Lot 64-66	12605
Field goal pct	.455	.463	* 01/14/12	MICHIGAN STATE	W 81-74	8117
3 POINT FG-ATT	153-386	132-356	* 01/18/12	at Wisconsin	L 57-77	16939
3-point FG pct	.396	.371	* 01/22/12	at Minnesota	L 52-75	12219
3-pt FG made per game	8.5	7.3	* 01/28/12	PURDUE	L 56-58	8117
FREE THROWS-ATT	226-340	217-319	* 02/02/12	NEBRASKA	W 84-74	5239
Free throw pct	.665	.680	* 02/05/12	at Illinois	W 74-70	15461
F-Throws made per game	12.6	12.1	* 02/09/12	IOWA	W 83-64	6013
REBOUNDS	496	626	* 02/12/12	at Purdue	L 77-87	14155
Rebounds per game	27.6	34.8	* 02/15/12	at Indiana	L 66-71	17246
Rebounding margin	-7.2	-	* 02/18/12	MINNESOTA	W 64-53	7522
ASSISTS	246	279	* 02/21/12	MICHIGAN	Lot 55-67	8117
Assists per game	13.7	15.5	* 2/25/12	at Penn State	W 67-66	8513
TURNOVERS	188	212	* 02/29/12	OHIO STATE	L 73-75	8117
Turnovers per game	10.4	11.8	* 03/03/12	at Iowa	W 70-66	15400
Turnover margin	+1.3	-				
Assist/turnover ratio	1.3	1.3				
STEALS	114	97				
Steals per game	6.3	5.4				
BLOCKS	60	51				
Blocks per game	3.3	2.8				
ATTENDANCE	64748	131587				
Home games-Avg/Game	9-7194	9-14621				
Neutral site-Avg/Game	-	0-0				

\* - Conference game

<b>Score by Periods</b>	<b>1st</b>	<b>2nd</b>	<b>OT</b>	<b>Totals</b>
Northwestern	580	605	16	1201
Opponents	573	640	30	1243

## 2011-12 GAME-BY-GAME STATISTICS

Team	NU Starters	FG-A	Pct.	3FG-A	Pct.	FT-A	Pct.	Reb.	A	TO	B	S	PF	1st	2nd	OT	F
Northwestern	Sobo., Demps, Hearn,	21-48	.438	5-22	.227	13-20	.650	32	17	7	3	6	15	31	29	-	60
Texas-Pan American	Shurna, Mirkovic	14-47	.298	3-23	.130	5-9	.556	35	9	16	1	3	23	19	17	-	36
Northwestern	Sobo., Hearn, Crawford,	26-59	.441	12-31	.387	24-28	.857	28	15	12	5	10	21	32	56	-	88
vs. LSU	Shurna, Mirkovic	27-55	.491	6-21	.286	22-26	.846	28	13	20	2	9	24	41	41	-	82
Northwestern	Sobo., Hearn, Crawford,	22-59	.373	9-23	.391	16-22	.727	30	12	6	5	9	18	37	32	-	69
vs. Tulsa	Shurna, Mirkovic	22-50	.440	6-16	.375	15-19	.789	41	13	16	6	2	20	37	28	-	65
Northwestern	Sobo., Hearn, Crawford,	28-50	.560	7-21	.333	17-19	.895	26	14	6	6	3	12	40	40	-	80
vs. Seton Hall	Shurna, Mirkovic	29-59	.492	10-23	.435	5-6	.833	28	16	10	2	2	19	30	43	-	73
Northwestern	Sobo., Hearn, Crawford,	21-48	.438	9-29	.310	12-18	.667	31	15	9	3	3	11	30	33	-	63
Stony Brook	Shurna, Mirkovic	24-66	.364	7-27	.259	3-5	.600	42	15	9	0	3	21	28	30	-	58
Northwestern	Sobo., Hearn, Crawford,	31-56	.554	5-14	.357	9-14	.643	32	15	13	4	11	19	44	32	-	76
at Georgia Tech	Shurna, Mirkovic	23-54	.426	2-11	.182	12-19	.632	30	15	17	2	7	13	39	21	-	60
Northwestern	Sobo., Hearn, Crawford,	34-67	.507	20-39	.513	4-7	.571	41	30	9	2	2	14	59	33	-	92
Miss. Valley State	Shurna, Mirkovic	25-64	.391	5-16	.313	12-19	.632	38	10	8	2	5	13	21	46	-	67
Northwestern	Sobo., Hearn, Crawford,	14-58	.241	4-26	.154	9-14	.643	34	13	12	2	3	17	21	20	-	41
Baylor	Shurna, Mirkovic	29-48	.604	4-18	.222	7-12	.583	37	18	15	9	8	18	38	31	-	69
Northwestern	Sobo., Hearn, Crawford,	29-61	.475	13-29	.448	10-17	.588	37	24	11	7	11	16	41	40	-	81
Texas Southern	Shurna, Mirkovic	17-47	.362	3-10	.300	14-16	.875	28	7	21	9	5	17	20	31	-	51
Northwestern	Sobo., Hearn, Crawford,	25-57	.439	9-29	.310	11-14	.786	35	15	12	5	3	13	30	40	-	70
Cent. Conn. State	Shurna, Mirkovic	24-64	.375	8-21	.381	8-13	.615	40	10	12	4	8	14	29	35	-	64
Northwestern	Sobo., Hearn, Crawford,	32-59	.542	12-23	.522	11-18	.611	32	26	11	8	9	11	41	46	-	87
Eastern Illinois	Shurna, Mirkovic	28-58	.483	6-13	.462	10-12	.833	31	18	12	1	4	15	36	36	-	72
Northwestern	Sobo., Hearn, Crawford,	29-58	.500	9-22	.409	12-12	1.000	24	22	10	1	7	22	36	43	-	79
at Creighton	Shurna, Mirkovic	30-57	.526	12-21	.571	15-22	.682	34	26	11	0	3	17	37	50	-	87
Northwestern	Sobo., Hearn, Crawford,	17-53	.321	7-20	.350	13-19	.684	30	10	11	1	3	22	26	28	-	54
at Ohio State	Shurna, Mirkovic	29-61	.475	10-20	.500	19-30	.633	49	15	9	3	4	17	41	46	-	87
Northwestern	Sobo., Hearn, Crawford,	22-40	.550	9-21	.429	15-25	.600	27	13	12	5	6	16	23	45	-	68
Penn State	Shurna, Mirkovic	18-53	.340	6-19	.316	14-23	.609	36	11	15	0	8	23	26	30	-	56
Northwestern	Sobo., Hearn, Crawford,	20-55	.364	5-18	.278	11-18	.611	34	10	9	6	11	19	36	20	-	56
Illinois	Shurna, Mirkovic	21-49	.429	4-10	.400	11-20	.550	36	12	11	6	4	18	31	26	-	57
Northwestern	Sobo., Hearn, Crawford,	24-48	.500	6-13	.462	10-15	.667	32	10	16	3	3	14	34	20	10	64
at Michigan	Shurna, Marcotullio	22-66	.333	7-30	.233	15-16	.938	36	10	7	3	6	15	27	27	12	66
Northwestern	Sobo., Hearn, Crawford,	26-52	.500	8-17	.471	21-29	.724	27	20	7	4	6	18	39	42	-	81
Michigan State	Shurna, Curletti	24-52	.462	9-18	.500	17-27	.630	39	19	14	4	6	25	37	37	-	74
Northwestern	Sobo., Hearn, Crawford,	19-45	.422	5-14	.357	14-19	.737	24	8	10	0	7	13	32	25	-	57
at Wisconsin	Shurna, Curletti	27-54	.500	12-23	.522	11-14	.786	32	16	9	1	6	17	34	43	-	77
Northwestern	Sobo., Hearn, Crawford,	18-55	.327	8-26	.308	8-20	.400	28	12	10	3	5	16	24	28	-	52
at Minnesota	Shurna, Curletti	30-52	.577	3-12	.250	12-17	.706	40	19	12	5	10	20	41	34	-	75
Northwestern	Sobo., Hearn, Crawford,	20-45	.444	8-21	.381	8-14	.571	37	16	16	7	0	12	22	34	-	56
Purdue	Shurna, Curletti	24-54	.444	6-20	.300	4-8	.500	23	10	5	3	7	18	26	32	-	58
Northwestern	Sobo., Hearn, Crawford,	23-51	.451	14-31	.452	24-29	.828	29	17	9	3	10	12	41	43	-	84
Nebraska	Shurna, Marcotullio	28-54	.519	11-26	.423	7-9	.778	27	19	14	2	6	18	26	48	-	74
Northwestern	Sobo., Hearn, Crawford,	29-48	.604	8-20	.400	8-15	.533	24	12	10	0	5	16	36	38	-	74
at Illinois	Shurna, Marcotullio	26-48	.542	11-24	.458	7-11	.636	22	18	12	2	2	15	33	37	-	70
Northwestern	Sobo., Hearn, Crawford,	27-48	.563	13-25	.520	16-23	.696	21	22	7	3	11	15	38	45	-	83
Iowa	Shurna, Marcotullio	23-45	.511	7-14	.500	11-15	.733	29	14	18	2	2	20	29	35	-	64
Northwestern	Sobo., Hearn, Crawford,	28-57	.491	10-23	.435	11-17	.647	28	15	9	4	2	24	26	51	-	77
at Purdue	Shurna, Marcotullio	26-61	.426	11-23	.478	24-33	.727	40	20	5	2	3	20	31	56	-	87
Northwestern	Sobo., Hearn, Crawford,	24-49	.490	6-20	.300	12-17	.706	27	9	13	3	6	19	31	35	-	66
at Indiana	Shurna, Marcotullio	27-55	.491	2-13	.154	15-18	.833	30	16	8	2	7	15	37	34	-	71
Northwestern	Sobo., Hearn, Crawford,	21-48	.438	10-28	.357	12-18	.667	22	14	9	5	9	15	36	28	-	64
Minnesota	Shurna, Cobb	21-50	.420	5-17	.294	6-13	.462	42	14	19	3	6	19	28	25	-	53
Northwestern	Sobo., Hearn, Crawford,	21-51	.412	3-16	.188	10-14	.714	39	11	14	4	3	20	31	18	6	55
Michigan	Shurna, Cobb	21-56	.375	14-38	.368	11-18	.611	35	15	7	6	4	17	24	25	18	67
Northwestern	Sobo., Hearn, Crawford,	22-50	.440	15-29	.517	8-12	.667	22	15	10	6	8	12	34	33	-	67
at Penn State	Shurna, Cobb	29-57	.509	3-14	.214	5-9	.556	37	15	12	0	5	15	28	38	-	66
Northwestern	Sobo., Hearn, Crawford,	26-52	.500	13-27	.481	8-13	.615	18	21	7	2	7	15	29	44	-	73
Ohio State	Shurna, Cobb	29-58	.500	6-19	.316	11-16	.688	44	20	16	4	5	17	39	36	-	75
Northwestern	Sobo., Hearn, Crawford,	24-57	.421	5-17	.294	17-23	.739	27	11	10	0	11	17	42	28	-	70
at Iowa	Shurna, Cobb	22-40	.550	5-16	.313	17-22	.773	29	16	18	3	6	20	35	31	-	66
Northwestern	Sobo., Hearn, Crawford,	20-57	.351	11-26	.423	17-21	.810	29	11	8	3	12	14	36	25	7	68
vs. Minnesota	Shurna, Cobb	29-62	.468	11-26	.423	6-10	.600	44	15	14	4	6	18	34	27	14	75
Northwestern	Sobo., Hearn, Crawford,	29-62	.468	10-27	.370	8-11	.727	31	25	6	5	6	12	42	34	-	76
Akron	Shurna, Cobb	30-67	.448	6-19	.316	8-11	.727	45	20	12	2	4	13	34	40	-	74

# 2011-12 BOX SCORES AND RECAPS

## Game 1 NU 60, Texas-Pan American 36 Nov. 13, 2011 • Evanston, Ill.

Behind a strong defensive effort and a game-high 15 points from John Shurna, Northwestern cruised to a 60-36 season-opening victory over Texas-Pan American at Welsh-Ryan Arena. The 36 points allowed marked the best defensive performance since holding DePaul to 36 points Dec. 6, 2008. While the defense held its own, limiting the visiting Broncos to less than 30-percent from the field, Northwestern's offense received a boost from its usual suspects and supporting cast. Luka Mirkovic added 12 points and five rebounds, while Drew Crawford had 11 points off the bench to go along with a team-high six boards. The Broncs hung around early on and were within two, 20-18, with about five minutes left in the opening half. Aided by a 3-pointer from Alex Marcotullio, the Wildcats closed out the first half on an 11-1 run that gave NU a 31-19 lead going into the locker rooms. After the break, NU's defense bore down, allowing just 17 points to UTPA on 6-of-21 shooting. Behind a jumper from Shurna and a three from the corner by Reggie Hearn on back-to-back possessions, the 'Cats build their advantage to 17 at the halfway point in the second half, up 43-26. Taking control of the offense, Crawford made sure there was no doubt as to the end result, scoring nine of Northwestern's final 17 points to end the contest. Allowing only one point in the final two minutes, Northwestern coasted to the win. Hearn had a solid all-around game in his first collegiate start, posting seven points, five rebounds, four assists, three steals and a blocked shot.

### Texas-Pan American 36 • 0-2

#	Player	Total		3-Ptr		Rebounds			PF	TP	A	T	Bk	Stl	Min
		FG	FGA	FG	FGA	FT	FTA	Off							
20	JEFFERSON, Earl	f	2-4	0-1	0-0	0	2	2	4	4	1	3	0	2	23
25	CLEVELAND, Josh	f	2-6	0-0	0-0	0	2	2	2	4	1	2	0	0	19
11	PROVOST, Brandon	g	4-9	3-7	1-1	0	2	2	12	1	2	1	0	33	
11	MAREE, Jared	g	4-9	0-3	4-8	1	7	8	2	12	3	2	0	29	
12	WEIERMILLER, Nick	g	1-6	0-4	0-0	0	4	4	1	2	1	1	0	31	
10	ARKWRIGHT, Kleondre	g	0-3	0-2	0-0	0	1	1	0	1	1	0	0	11	
13	CABRERA, Ruben	g	0-2	0-1	0-0	3	4	7	5	0	0	2	0	14	
15	MASON, Enrique	g	0-1	0-0	0-0	0	1	1	0	1	0	0	0	7	
21	OYERVIDES, Julio	g	0-0	0-0	0-0	0	0	0	0	0	0	0	0	1	
23	DELGADO, Jesus	g	1-4	0-2	0-0	2	0	2	2	2	0	3	0	1	
3	URBANUS, Aaron	g	0-3	0-3	0-0	0	0	0	3	0	0	0	0	6	
4	SANCHEZ, Josh	g	0-0	0-0	0-0	0	0	0	0	0	0	0	0	1	
Team						3	3	6							
Totals			14-47	3-23	5-9	9	26	35	23	36	9	16	1	3	200
FG % 1st Half:		8-26	30.8%	2nd half:	6-21	28.6%	Game:		14-47	29.8%	Deadball				
3FG % 1st Half:		2-12	16.7%	2nd half:	1-11	9.1%	Game:		3-23	13.0%	Rebounds				2
FT % 1st Half:		1-2	50.0%	2nd half:	4-7	57.1%	Game:		5-9	55.6%	Bench				

### Northwestern 60 • 1-0

#	Player	Total		3-Ptr		Rebounds			PF	TP	A	T	Bk	Stl	Min
		FG	FGA	FG	FGA	FT	FTA	Off							
11	Hearn, Reggie	f	3-5	1-3	0-0	0	5	5	3	7	4	0	1	3	28
24	Shurna, John	f	6-10	1-1	2-3	3	2	5	1	15	2	3	1	2	31
12	Mirkovic, Luka	c	5-10	0-3	2-6	1	4	5	0	12	1	0	0	0	29
4	Demps, Tre	g	0-4	0-3	1-2	0	3	3	0	1	1	1	0	0	24
3	Sobolewski, Dave	g	2-7	1-6	1-1	0	5	5	3	6	3	0	0	0	32
14	Crawford, Drew	g	3-7	1-3	4-4	2	4	6	3	11	1	1	0	0	22
13	Montgomery, James	g	0-0	0-0	0-0	0	0	0	0	1	0	0	0	0	2
15	Fruendt, Nick	g	0-0	0-0	2-2	0	0	0	0	2	1	0	0	1	3
30	Curletti, Davide	g	0-1	0-0	1-2	0	0	0	3	1	1	0	0	0	12
4	Marcotullio, Alex	g	2-4	1-3	0-0	0	2	2	1	5	3	1	0	0	16
Team						0	1	1							
Totals			21-48	5-22	13-20	6	26	32	15	60	17	7	3	6	200
FG % 1st Half:		12-26	46.2%	2nd half:	9-22	40.9%	Game:		21-48	43.8%	Deadball				
3FG % 1st Half:		2-10	20.0%	2nd half:	3-12	25.0%	Game:		5-22	22.7%	Rebounds				2
FT % 1st Half:		5-8	62.5%	2nd half:	8-12	66.7%	Game:		13-20	65.0%	Bench				

Officials: Ted Valentine, John Gaffney, Gerald Williams  
 Technical fouls: Texas-Pan American-URBANUS, Aaron. Northwestern-Sobolewski, Dave.  
 Attendance: 3613

Score by periods	1st	2nd	Total
Texas-Pan American	19	17	36
Northwestern	31	29	60

	Points	In	Off	2nd	Fast	Bench
	UTPA	Paint	T/O	Chance	Break	Plays
Texas-Pan American	26	4	7	0	2	2
Northwestern	31	11	7	5	19	9

## Game 2 NU 88, LSU 82 Nov. 17, 2011 • Charleston, S.C.

John Shurna scored a career-high 37 points as Northwestern rallied from 14 points down to defeat LSU 88-82 in the opening round of the DirecTV Charleston Classic. The teams battled back and forth through the opening seven minutes of play with Alex Marcotullio giving the Wildcats a 14-13 lead with a 3-pointer. However, the Northwestern offense went cold after that point as the Tigers went on a 20-5 run to go up by 14, 33-19, with 4:31 left in the half. Shurna scored nine points over the remainder of the stanza as NU cut the deficit to seven before going into the intermission trailing 41-32. The Wildcats' second-half switch to the 1-3-1 defense keyed a comeback as it forced LSU into 11 turnovers over the first 12 minutes of the half and 20 for the game. NU eventually took a 56-53 lead on a 3-pointer by Reggie Hearn with 12:50 remaining. Northwestern's lead would grow to as many as nine points nine with 7:13 left. However, LSU made a late surge to get back in the contest. Six straight points by the Tigers trimmed their deficit to just three with four minutes remaining. The lead was four with under a minute left when Ralston Turner hit a 3-pointer for LSU to make it a one-point game, but freshman guard Dave Sobolewski answered with a three of his own with 28 seconds left to help seal the win. Shurna connected on 10 of 21 field goal attempts, including four of nine 3-point tries, while nailing 13 of 14 free throw attempts. He also contributed seven rebounds and four assists.

### LSU 82 • 1-2

#	Player	Total		3-Ptr		Rebounds			PF	TP	A	T	Bk	Stl	Min
		FG	FGA	FG	FGA	FT	FTA	Off							
24	WARREN, Storm	f	3-3	0-0	0-0	0	2	2	4	6	0	1	0	0	9
41	HAMILTON, Justin	c	4-5	0-0	2-2	3	2	5	4	10	0	2	1	0	26
01	HICKEY, Anthony	g	4-11	0-4	3-5	1	3	4	5	11	4	3	0	3	33
10	STRINGER, Andre	g	4-11	3-7	4-4	0	1	1	1	15	3	2	0	2	33
22	TURNER, Ralston	g	3-8	3-8	0-0	0	3	3	1	9	2	4	0	1	33
02	O'BRYAN III, Johnny	g	6-8	0-0	9-11	3	5	8	4	21	1	3	1	1	22
05	WHITE, Malcolm	g	2-3	0-0	0-0	2	3	5	1	4	0	2	0	1	14
13	LUDWIG, Eddie	g	1-3	0-1	2-2	0	1	1	4	4	0	1	0	0	11
32	ISAAC, John	g	0-3	0-1	2-2	1	1	2	2	3	1	0	1	1	19
Team						6	2	8							
Totals			27-55	6-21	22-26	16	23	39	24	82	13	20	2	9	200
FG % 1st Half:		15-26	57.7%	2nd half:	12-29	41.4%	Game:		27-55	49.1%	Deadball				
3FG % 1st Half:		2-8	25.0%	2nd half:	4-13	30.8%	Game:		6-21	28.6%	Rebounds				0
FT % 1st Half:		9-11	81.8%	2nd half:	16-18	88.9%	Game:		22-28	89.3%	Bench				

### Northwestern 88 • 2-0

#	Player	Total		3-Ptr		Rebounds			PF	TP	A	T	Bk	Stl	Min
		FG	FGA	FG	FGA	FT	FTA	Off							
01	Crawford, Drew	f	3-5	1-3	2-5	5	6	3	5	3	17	1	0	2	25
12	Mirkovic, Luka	c	0-3	0-1	0-0	1	0	1	3	0	0	0	0	0	38
24	Shurna, John	f	10-21	4-9	13-14	3	4	7	3	37	4	3	1	1	40-
03	Sobolewski, Dave	g	2-5	2-5	4-6	1	3	4	10	6	2	1	1	1	35
11	Hearn, Reggie	g	2-5	0-0	1-1	2	3	6	1	1	1	0	1	1	22
04	Marcotullio, Alex	g	2-2	2-2	0-0	0	0	0	5	0	3	0	2	0	10
15	Fruendt, Nick	g	0-0	0-0	0-0	0	0	0	0	0	0	0	0	0	1
23	Cobb, JerShon	g	4-8	0-3	0-0	0	0	0	0	8	2	1	0	3	17
30	Curletti, Davide	g	1-2	0-1	2-2	1	1	2	2	4	0	2	0	0	12
Team						2	2	2							
Totals			26-59	12-31	24-28	12	16	23	21	88	15	12	5	10	200
FG % 1st Half:		9-29	31.0%	2nd half:	17-30	56.7%	Game:		26-59	44.1%	Deadball				
3FG % 1st Half:		6-18	33.3%	2nd half:	6-13	46.2%	Game:		12-31	38.7%	Rebounds				2
FT % 1st Half:		8-10	80.0%	2nd half:	16-18	88.9%	Game:		24-28	85.7%	Bench				

Score by periods	1st	2nd	Total
LSU	41	41	82
Northwestern	32	56	88

	Points	In	Off	2nd	Fast	Bench
	LSU	Paint	T/O	Chance	Break	Plays
LSU	41	10	28	13	8	18
Northwestern	32	14	28	13	8	18

## Game 3 NU 69, Tulsa 65 Nov. 18, 2011 • Charleston, S.C.

Drew Crawford a game-high 28 points as Northwestern advanced to the championship game of the DirecTV Charleston Classic with a 69-65 win over Tulsa. John Shurna added 15 points and a team-high six rebounds. The Wildcats held a commanding 27-4 advantage in points off turnovers in the contest thanks to forcing the Golden Hurricane into 16 miscues while committing only six themselves. After scoring 17 second-half points the previous day against LSU, Crawford picked up right where he left off, scoring 20 points in the first stanza. Tulsa's largest lead came at 20-16 and again at 28-24 before NU went on an 8-0 run to take its largest advantage at 32-28. The squads would go in the locker rooms knotted 37-37. Northwestern took the largest advantage of the contest for either team, six, with 13:31 remaining, but Tulsa tied the game at 54 apiece. The 'Cats responded with an 8-2 run capped by a triple by Crawford with 5:08 left to extend the margin back up to six. The Golden Hurricane whittled the Northwestern lead back down to two with two minutes remaining, but Shurna converted a huge three-point play with 1:45 left to put NU up 65-60. Jordan Clarkson responded with a triple on the other end to cut the Wildcats' lead back down to two. Shurna converted one of two from the charity stripe to make it 66-63 'Cats with 49.7 seconds left before Dave Sobolewski came up with a steal on the other end. Davide Curletti, Reggie Hearn and Sobolewski each made one free throw down the stretch and Northwestern got defensive stops on three straight possessions in the final minute of play to seal the win.

### Tulsa 65 • 3-1

#	Player	Total		3-Ptr		Rebounds			PF	TP	A	T	Bk	Stl	Min
		FG	FGA	FG	FGA	FT	FTA	Off							
32	MADUKA, Kodi	f	1-2	0-0	0-0	0	2	2	3	2	0	3	1	1	22
33	RICHARD, Joe	f	1-3	0-0	0-0	2	5	7	2	2	1	4	0	0	22
11	IDLET, Steven	c	5-7	0-0	4-5	2	5	7	4	14	1	0	2	0	29
03	CLARKSON, Jordan	g	4-12	2-4	6-6	0	5	5	3	16	4	1	0	0	33
4	HARALSON, Scottie	g	2-11	2-8	1-2	2	4	6	1	7	2	1	0	0	32
02	MCCLELLAN, Eric	g	1-2	0-1	3-5	0	1								

2011-12 BOX SCORES AND RECAPS

**Game 4**  
**NU 80, Seton Hall 73**  
**Nov. 20, 2011 • Charleston, S.C.**

Tournament MVP Drew Crawford scored 27 points as Northwestern defeated Seton Hall 80-73 to capture the title at the DirecTV Charleston Classic. John Shurna, who was also named to the all-tournament team, contributed 19 points and seven rebounds. The teams battled back-and-forth through the opening 11 minutes of the first half before Northwestern made its move. With the score tied 18-18, the 'Cats went on a 10-2 run over a three-minute span to take a 28-20 lead. NU would end the stanza on a 12-5 run to take a 40-30 lead at the break. Crawford hit seven of nine baskets over the opening 20 minutes of play, scoring 17 points. Northwestern's lead was 12 five minutes into the second half, but back-to-back 3-pointers started a 15-0 run for the Pirates as Aaron Cosby's trey out of the corner gave Seton Hall a 55-54 lead with 9:50 left. Another basket increased the Pirates' lead to three before Shurna finally stopped the run with a triple to tie the game. A tough jumper by Crawford with 2:26 remaining gave NU the lead back at 69-67. Two makes from the charity stripe by Curletti increased the Wildcats' lead to four. Seton Hall score on the other end, but Shurna make two free throws with 1:30 remaining to push the lead back to four. NU got Seton Hall to miss a 3-point try and Alex Marcotullio continued the clutch free throw shooting with two makes with 1:13 left to push the lead to six. Herb Pope scored on a putback with 55.4 seconds remaining to get the Pirates back within four, but Crawford hit another difficult jumper with 28.9 seconds to go and Shurna came up with a steal and a slam to deliver the dagger.

**Seton Hall 73 • 3-1**

#	Player	Total		3-Pr		Rebounds			PF	TP	A	TO	Blk	Stl	Min			
		FG	FGA	FG	FGA	FT	FTA	Off								Def	Total	
15	POPE, Herb	f	14-17	2-2	2-2	5	4	9	2	32	0	2	2	2	34			
23	EDWIN, Fuquan	f	4-8	1-3	1-2	3	3	6	4	10	1	1	0	0	35			
3	AUDA, Patrik	f	0-5	0-2	0-0	0	5	5	2	0	3	2	0	0	23			
01	THEODORE, Jordan	g	6-18	2-7	2-2	1	3	4	3	16	5	1	0	0	40			
04	COSBY, Aaron	g	3-9	3-7	0-0	0	1	1	1	9	3	2	0	0	34			
10	GRENNAN, Sean	g	0-0	0-0	0-0	0	0	0	0	0	0	0	0	0	4			
13	KARLIS, Haralds	g	2-2	2-2	0-0	1	1	2	5	6	4	1	0	0	27			
42	GERAMIPOOR, Aaron	g	0-0	0-0	0-0	0	0	0	2	6	0	0	0	0	3			
Team			29-59	10-23	5-6	10	18	28	19	73	16	10	2	2	200			
Totals																		
FG % 1st Half: 11-26 42.3%		2nd half: 18-33 54.5%		Game: 29-59 49.2%		3FG % 1st Half: 3-9 33.3%		2nd half: 7-14 50.0%		Game: 10-23 43.5%		FT % 1st Half: 5-6 83.3%		2nd half: 0-0 0.0%		Game: 5-6 83.3%		Deadball Rebounds 0

**Northwestern 80 • 4-0**

#	Player	Total		3-Pr		Rebounds			PF	TP	A	TO	Blk	Stl	Min			
		FG	FGA	FG	FGA	FT	FTA	Off								Def	Total	
01	Crawford, Drew	f	11-15	4-8	1-3	0	6	6	1	27	2	2	1	0	40			
24	Shurna, John	f	6-12	1-4	6-6	1	6	7	1	19	2	1	4	3	40			
12	Mirkovic, Luka	c	6-9	0-2	0-0	1	2	2	2	12	2	0	0	1	25			
03	Sobolewski, Dave	g	2-5	1-4	0-0	0	3	3	3	5	2	1	0	0	31			
11	Hearn, Reggie	g	1-1	0-0	2-2	0	0	0	1	4	0	1	0	0	11			
04	Marcotullio, Alex	g	1-3	1-2	4-4	1	2	3	2	7	3	0	0	1	29			
23	Cobb, JerShon	g	0-2	0-2	0-0	0	0	0	1	0	0	1	0	0	9			
30	Curletti, Davide	g	1-3	0-1	4-4	1	0	1	1	6	3	0	1	0	15			
Team						1	3	4										
Totals			28-50	7-21	17-19	5	21	26	12	80	14	6	6	3	200			
FG % 1st Half: 16-26 61.5%		2nd half: 12-24 50.0%		Game: 28-50 56.0%		3FG % 1st Half: 4-9 44.4%		2nd half: 7-12 58.3%		Game: 7-20 35.0%		FT % 1st Half: 4-4 100.0%		2nd half: 13-15 86.7%		Game: 17-19 89.5%		Deadball Rebounds 0

Officials: John Higgins, Ted Valentine, Tom O'Neill  
Technical fouls: Seton Hall-None, Northwestern-None.  
Attendance: 3563  
Charleston Classic Championship Game

Score by periods	1st	2nd	Total
Seton Hall	30	43	73
Northwestern	40	40	80

Points	In	Off	2nd	Fast
Shru	Paint	T/O	Chance	Break
Seton Hall	34	6	12	6
NU	30	16	4	2

**Game 5**  
**NU 63, Stony Brook 58**  
**Nov. 25, 2011 • Evanston, Ill.**

John Shurna scored a game-high 20 points and freshman Dave Sobolewski added 16 as Northwestern fought off Stony Brook for a 63-58 win at Welsh-Ryan Arena. Northwestern was slow out of the gates as the Seawolves jumped in front early, scoring the game's first eight points. However, the 'Cats got things going as they responded with a 20-5 run to surge in front by seven. Stony Brook refused to go away, though. The Seawolves shot just 31.4 percent (11-35) in the opening half of play, but nine offensive rebounds led to nine second-chance points as the guests trailed by just two, 30-28, at the break. Shurna paced the Wildcats with nine first-half points, while Sobolewski and Reggie Hearn added eight apiece. The game was tied five minutes into the second stanza when NU stretched its advantage out to 10 at 46-36 thanks to a 14-4 run. The lead was still 10 with 6:22 remaining when the visitors made one final surge. A lay-in and a 3-pointer quickly cut the deficit to five with 5:40 still left. Dallis Joyner hit one of two free throws with 1:53 to go to cut NU's lead to 55-52, but JerShon Cobb calmly drilled a 3-pointer from the top of the key with the shot clock winding down to make it a six-point game with 1:24 left. Stony Brook was unable to get closer than four the rest of the way. Drew Crawford joined Shurna and Sobolewski in double figures with 12 points to go along with a team-high seven rebounds. Joyner and Leonard Hayes paces the Seawolves with 13 points apiece. NU shot 43.8 percent (21-48) from the field in the contest while limiting Stony Brook to 36.4 percent (24-66).

**Stony Brook 58 • 2-3**

#	Player	Total		3-Pr		Rebounds			PF	TP	A	TO	Blk	Stl	Min			
		FG	FGA	FG	FGA	FT	FTA	Off								Def	Total	
23	JOYNER, Dallis	f	6-8	0-0	1-1	4	3	7	2	13	1	2	0	0	28			
24	BRENTON, Tommy	f	1-4	0-1	0-0	5	3	8	3	2	4	1	0	0	29			
10	DOUGHER, Bryan	g	5-14	2-8	0-0	0	3	3	3	12	2	0	0	0	31			
15	HAYES, Leonard	g	4-12	4-9	1-2	2	3	5	2	13	5	1	0	0	31			
5	COLEY, Dave	g	1-7	0-1	0-0	2	10	12	3	2	1	2	0	0	23			
1	BRACEY, Ron	g	0-3	0-2	0-0	0	0	0	0	0	0	0	0	1	7			
12	ROUSE, Marcus	g	1-7	0-3	0-0	0	0	0	1	2	0	0	0	0	17			
2	CARTER, Danny	g	1-2	1-2	0-0	0	0	0	2	3	0	2	0	0	9			
11	RADIER, Al	g	4-6	0-0	1-2	3	1	4	4	1	4	3	1	0	16			
4	JACKSON, Anthony	g	1-3	0-1	0-0	0	1	2	1	2	0	1	0	0	9			
Team						0	2	3										
Totals			24-66	7-27	3-5	17	25	42	21	58	15	9	3	0	200			
FG % 1st Half: 11-35 31.4%		2nd half: 13-31 41.9%		Game: 24-66 36.4%		3FG % 1st Half: 5-16 31.3%		2nd half: 2-11 18.2%		Game: 7-27 25.9%		FT % 1st Half: 1-1 100.0%		2nd half: 2-4 50.0%		Game: 3-5 60.0%		Deadball Rebounds 1

**Northwestern 63 • 5-0**

#	Player	Total		3-Pr		Rebounds			PF	TP	A	TO	Blk	Stl	Min			
		FG	FGA	FG	FGA	FT	FTA	Off								Def	Total	
1	Crawford, Drew	f	4-10	1-4	3-4	1	6	7	2	12	2	2	1	0	36			
24	Shurna, John	f	7-13	2-8	4-6	1	5	6	2	20	3	1	0	0	35			
12	Mirkovic, Luka	c	0-2	0-1	0-0	0	3	3	0	2	1	0	0	0	17			
11	Hearn, Reggie	g	3-6	2-5	0-0	0	3	3	1	8	0	0	0	0	24			
3	Sobolewski, Dave	g	5-9	3-7	3-4	1	3	4	1	4	1	0	1	0	35			
14	Demps, Tre	g	0-1	0-1	0-2	0	0	0	0	0	0	0	0	1	5			
30	Cobb, JerShon	g	2-6	1-3	2-2	1	2	3	0	7	1	1	0	1	25			
30	Curletti, Davide	g	1-1	0-0	0-0	1	2	3	0	3	1	1	0	0	23			
Team						0	2	3										
Totals			21-48	9-29	12-18	5	26	31	11	63	15	9	3	3	200			
FG % 1st Half: 12-26 46.2%		2nd half: 9-22 40.9%		Game: 21-48 43.8%		3FG % 1st Half: 6-15 40.0%		2nd half: 3-14 21.4%		Game: 9-29 31.0%		FT % 1st Half: 0-2 0.0%		2nd half: 12-16 75.0%		Game: 12-16 66.7%		Deadball Rebounds 3

Officials: Ted Valentine, Terry Ogleby, Steve McClunkins  
Technical fouls: Stony Brook-None, Northwestern-None.  
Attendance: 4698

Score by periods	1st	2nd	Total
Stony Brook	28	30	58
Northwestern	30	33	63

Points	In	Off	2nd	Fast
Shru	Paint	T/O	Chance	Break
Stony Brook	24	5	14	2
NU	22	10	3	5

**Game 6**  
**NU 76, Georgia Tech 60**  
**Nov. 29, 2011 • Atlanta, Ga.**

Northwestern became the first Big Ten team in the history of the Big Ten/ACC Challenge to win games four straight years as the Wildcats defeated Georgia Tech 76-60 at Philips Arena. John Shurna paced NU with 25 points, eight rebounds, three blocked shots and three steals. Drew Crawford contributed 14 points, while Luka Mirkovic added 13. The Wildcats got off to a good start early on as NU stormed out to a 12-4 lead four minutes into the contest, forcing the Yellow Jackets to burn a timeout. The advantage would grow to 15-4 before Georgia Tech made a run to get within five at 18-13 on a 3-pointer by Jason Morris. Northwestern would push the lead back up to 12 at 36-24 and threatened to pull away, but the hosts battled back behind the hot hand of Morris to get within 44-39 at the break. Shurna, who scored 15 first-half points, picked up where he left off to start the second half. He drained 3-pointers on the Wildcats' first two possessions to help increase the advantage to nine. Northwestern clamped down defensively in the second half to help it extend its lead. The Wildcats pushed their lead to as many as 13 thanks to allowing Georgia Tech to make just five of its first 18 field goal attempts. The Yellow Jackets were still within striking distance down 10 with 6:45 remaining, but two baskets by Mirkovic and a layup by Crawford increased NU's lead to 71-55 and helped seal the victory. The Wildcats limited Georgia Tech to just 21 second-half points on 8-of-27 shooting. NU shot 55.4 percent (31-56) from the field in the contest to 42.6 percent (23-54) for the Jackets.

**Northwestern 76 • 6-0**

#	Player	Total		3-Pr		Rebounds			PF	TP	A	TO	Blk	Stl	Min			
		FG	FGA	FG	FGA	FT	FTA	Off								Def	Total	
11	Hearn, Reggie	f	1-3	0-2	0-0	0	5	5	4	2	1	2	0	0	20			
24	Shurna, John	f	10-18	3-6	2-3	1	7	8	2	25	2	4	3	3	37			
12	Mirkovic, Luka	c	5-9	0-0	3-3	1	2	3	4	13	0	1	0	1	24			
01	Crawford, Drew	g	6-9	0-2	2-4	1	2	3	2	14	4	4	0	3	36			
03	Sobolewski, Dave	g	3-5	0-1	2-2	0	1	1	1	8	6	1	1	1	35			
02	Jimenez, Omar	g	1-1	0-0	0-0	1	0	1	0	2	0	0	0	0	2			
04	Marcotullio, Alex	g	3-6	1-2	0-0	0	3	3	2	7	1	0	0	2	24			
13	Montgomery, James	g	0-0	0-0	0-2	0	0	0	0	0	0	0	0	0	2			
14	Demps, Tre	g	0-1	0-0	0-0	0	1	1	0	0	0	0	0	0	2			
15	Fruendt, Nick	g	0-0	0-0	0-0	0	0	0	1	0	0	0	0	0	3			
30	Curletti, Davide	g	2-4	1-1	0-0	1	3	4	3	5	1	1	0	0	15			
Team						3	3	3										
Totals			31-56	5-14	9-14	8	24	32	19	76	15	13	4	11	200			
FG % 1st Half: 17-30 56.7%		2nd half: 14-26 53.8%		Game: 31-56 55.4%		3FG % 1st Half: 2-6 33.3%		2nd half: 3-8 37.5%		Game: 5-14 35.7%		FT % 1st Half: 8-10 80.0%		2nd half: 1-4 25.0%		Game: 9-14 64.3%		Deadball Rebounds 4

**Georgia Tech 60 • 4-3**

# 2011-12 BOX SCORES AND RECAPS

## Game 7 NU 92, Mississippi Valley State 67 Dec. 2, 2011 • Evanston, Ill.

Behind a school-record-tying 20 3-pointers and 59 first-half points, Northwestern cruised to a 92-67 victory over Mississippi Valley State at Welsh-Ryan Arena. Nick Freundt led NU with a career-best 21 points, while adding six rebounds. Reggie Hearn tallied 15 points and team-high seven rebounds, while Luka Mirkovic added 11 points to the Wildcat cause. Alex Marcotullio led the squad with seven assists. Paced by Drew Crawford with 14 first-half points, the Wildcats jumped out to a big lead early on the Delta Devils. John Shurna, who finished with nine points in just 11 minutes of action, kicked things off with two quick 3-pointers in the game's opening minutes, beginning an onslaught of treys for the 'Cats. After an initial 21-4 run by Northwestern, Crawford went on a tear, knocking down 14 of Northwestern's 17 points to extend the lead to 25 at the seven-and-a-half minute mark. From there, the Wildcat defense took control, holding MVSU scoreless for more than seven minutes. NU continued to rain down 3-pointers, eventually taking their 12-for-19 effort from behind the arc into the lockerroom up 59-21 at the break. With a big contest against No. 7 Baylor looming, head coach Bill Carmody rested the majority of his starters in the second half as Shurna, Crawford, Mirkovic and Dave Sobolewski never saw the court. After halftime, the shots continued to fall early for Northwestern. Freundt scored 19 of his 21 points in the second half, but his 3-pointer with one minute remaining made it 20 threes for NU, tying the school and Big Ten record.

### Mississippi Valley S 67 • 1-7

#	Player	Total		3-Ptr		Rebounds		PF	TP	A	TO	Bk	Stl	Min	
		FG	FGA	FG	FGA	FT	FTA								Off
12	STUDIVANT, Amos	f	1-4	0-0	0-2	1	0	1	3	2	1	1	0	2	17
23	JONES, Falando	f	3-5	0-0	1-3	2	7	9	3	7	2	3	0	2	26
32	CROSBY, Paul	c	9-19	3-6	2-3	4	7	11	1	23	1	1	1	0	38
25	BURWELL, Kevin	g	2-4	0-0	7-8	0	0	0	1	11	2	1	0	0	33
3	JOYNER, Terrence	g	4-12	1-4	1-1	1	2	3	1	10	4	0	1	0	32
11	ARRINGTON, Brent	g	2-6	0-1	0-0	0	2	2	0	4	0	0	0	0	12
21	COX, Cor-J	g	4-12	1-4	0-0	1	4	5	1	9	0	1	0	1	30
33	RALLING, Blake	g	0-1	0-1	0-0	1	2	3	0	0	0	0	0	0	5
5	PAIKOVIC, Luka	g	0-1	0-0	1-2	0	1	2	0	1	0	1	0	0	7
Team						2	3	5							
Totals			25-64	5-16	12-19	12	26	38	13	67	10	8	2	5	200

FG % 1st Half: 7-29 24.1% 2nd half: 18-35 51.4% Game: 25-64 39.1%  
 3FG % 1st Half: 2-9 22.2% 2nd half: 3-7 42.9% Game: 5-16 31.3%  
 FT % 1st Half: 5-10 50.0% 2nd half: 7-9 77.8% Game: 12-19 63.2%

### Northwestern 92 • 7-0

#	Player	Total		3-Ptr		Rebounds		PF	TP	A	TO	Bk	Stl	Min	
		FG	FGA	FG	FGA	FT	FTA								Off
1	Crawford, Drew	f	5-6	4-5	0-0	0	5	5	1	14	4	0	1	2	17
24	Shurna, John	f	3-5	3-4	0-0	1	2	3	0	9	2	0	1	0	11
12	Mirkovic, Luka	c	5-5	0-0	1-3	0	2	2	0	11	3	0	0	0	12
11	Hearn, Reggie	g	5-8	3-5	2-2	2	5	7	3	15	1	4	0	0	26
1	Sobolewski, Dave	g	1-1	1-4	0-0	0	2	1	1	3	4	0	0	0	14
13	Montgomery, James	g	0-3	0-2	0-0	0	1	1	2	0	1	0	0	0	13
14	Demps, Tre	g	3-11	2-4	0-1	0	1	1	0	8	4	1	0	0	26
15	Freundt, Nick	g	8-11	4-5	1-1	3	3	6	1	21	1	0	0	0	25
2	Jimenez, Omar	g	1-5	1-5	0-0	0	0	0	1	3	1	0	1	0	13
30	Curletti, Davide	g	0-3	0-0	0-0	2	4	6	3	0	0	0	0	0	23
4	Marcotullio, Alex	g	3-6	2-5	0-0	0	3	3	2	8	7	1	0	0	20
Team						2	3	5							
Totals			34-67	20-39	4-7	10	31	41	14	92	30	9	2	2	200

FG % 1st Half: 22-32 68.8% 2nd half: 12-35 34.3% Game: 34-67 50.7%  
 3FG % 1st Half: 12-19 63.2% 2nd half: 8-20 40.0% Game: 20-39 51.3%  
 FT % 1st Half: 3-5 60.0% 2nd half: 1-2 50.0% Game: 4-7 57.1%

Officials: Mike Sanzera, Pat Driscoll, Larry Sciotto  
 Technical fouls: Mississippi Valley 5-None, Northwestern-None.  
 Attendance: 4705

Score by periods	1st	2nd	Total
Mississippi Valley S	21	46	67
Northwestern	59	33	92

	Points	In Point	Off T/O	2nd Chance	Fast Break	Bench
MVSU	30	8	11	4	14	14
NU	26	15	12	4	4	40

## Game 8 #7 Baylor 69, NU 41 Dec. 4, 2011 • Evanston, Ill.

A cold shooting night didn't come at an opportune time for Northwestern as it struggled from the field all night in a 69-41 loss to No. 7/8 Baylor at Welsh-Ryan Arena. NU managed just 24.1 percent shooting, including 15.4 percent (4-26) from 3-point range. The performance came just two days after Northwestern tied its own Big Ten record by hitting 20 3-pointers against Mississippi Valley State. Drew Crawford led the Wildcats with 15 points, while John Shurna added 11. The 'Cats struggled right out of the gates trying to get into an offensive groove against Baylor's long and aggressive zone defense. A 3-pointer by Pierre Jackson gave the Bears a 10-2 lead a little under five minutes into the contest. Northwestern finally began to connect from beyond the arc, as treys by Crawford and Alex Marcotullio got the 'Cats within 14-10 with 11:33 remaining in the opening stanza. However, those would be the only 3-point makes for NU in the period as it made just two of 13 attempts from distance. The Wildcats were within 19-16 with 8:36 to go when Baylor made a run. A 16-2 surge over a span of six minutes and 25 seconds stretched the visitors' lead to 35-18 with just over two minutes remaining. The Bears would eventually take a 38-21 lead into the break as it shot 66.7 percent from the field (16-24) to just 28.6 percent (8-28) for Northwestern. Unfortunately for NU, its struggles on the offensive end continued throughout the second half as it was never able to make a run at Baylor. The teams played even through the open nine minutes of the second period, but NU could never make a surge to make things interesting.

### Baylor 69 • 7-0

#	Player	Total		3-Ptr		Rebounds		PF	TP	A	TO	Bk	Stl	Min	
		FG	FGA	FG	FGA	FT	FTA								Off
30	Miller, Quincy	f	1-2	0-1	1-2	0	3	2	3	6	2	1	0	24	
4	Acy, Quincy	f	8-10	0-0	0-2	1	5	6	2	16	0	1	6	0	29
1	Jones III, Perry	c	5-8	0-1	2-2	0	6	6	3	12	2	0	0	1	29
22	Walton, A.J.	g	1-2	0-1	0-0	0	4	4	2	5	4	0	2	21	
5	Heslip, Brady	g	4-10	3-9	0-0	1	6	7	2	11	0	2	0	0	26
14	Bello, Deuce	g	0-0	0-0	1-2	1	1	2	1	1	0	0	0	1	9
2	Neubert, Jacob	g	0-0	0-0	0-0	0	0	0	0	0	0	0	0	2	
3	Ellis, Fred	g	0-0	0-0	0-0	0	1	1	1	0	0	1	0	0	6
34	Jefferson, Cory	g	3-4	0-0	2-3	1	2	2	8	0	2	2	2	12	
41	Jones, Anthony	g	0-4	0-4	0-0	0	2	2	0	0	2	1	0	1	18
55	Jackson, Pierre	g	7-8	1-2	1-1	1	0	1	3	16	3	3	0	1	24
Team						0	2	2							
Totals			29-48	4-18	7-12	5	32	37	18	69	18	15	9	8	200

FG % 1st Half: 16-24 66.7% 2nd half: 13-24 54.2% Game: 29-48 60.4%  
 3FG % 1st Half: 3-9 33.3% 2nd half: 1-9 11.1% Game: 4-18 22.2%  
 FT % 1st Half: 3-5 60.0% 2nd half: 4-7 57.1% Game: 7-12 58.3%

### Northwestern 41 • 7-1

#	Player	Total		3-Ptr		Rebounds		PF	TP	A	TO	Bk	Stl	Min	
		FG	FGA	FG	FGA	FT	FTA								Off
1	Crawford, Drew	f	5-16	3-8	2-2	3	2	5	2	15	3	1	1	0	38
24	Shurna, John	f	4-19	0-7	3-5	1	2	3	1	11	2	0	0	1	38
12	Mirkovic, Luka	c	2-8	0-0	2-2	1	2	3	1	6	0	4	0	0	18
11	Hearn, Reggie	g	0-2	0-0	0-0	0	2	2	0	0	0	0	0	0	17
1	Sobolewski, Dave	g	0-4	0-3	1-2	2	2	4	2	1	4	0	0	0	37
13	Montgomery, James	g	0-1	0-1	0-0	0	0	0	0	0	0	0	0	0	2
15	Freundt, Nick	g	0-1	0-1	0-0	1	0	1	1	0	0	2	0	0	7
30	Curletti, Davide	g	2-4	0-1	1-2	3	2	5	3	5	1	2	1	1	23
4	Marcotullio, Alex	g	1-3	1-3	0-0	1	2	3	5	3	2	0	1	0	20
Team						4	4	8							
Totals			14-58	4-26	9-14	16	18	34	17	41	13	12	2	3	200

FG % 1st Half: 8-28 28.6% 2nd half: 6-30 20.0% Game: 14-58 24.1%  
 3FG % 1st Half: 2-13 15.4% 2nd half: 2-13 15.4% Game: 4-26 15.4%  
 FT % 1st Half: 3-4 75.0% 2nd half: 6-10 60.0% Game: 9-14 64.3%

Officials: Ed Hightower, Terry Wymer, Jim Burr  
 Technical fouls: Baylor-None, Northwestern-None.  
 Attendance: 6316

Score by periods	1st	2nd	Total
Baylor	38	31	69
Northwestern	21	20	41

	Points	In Point	Off T/O	2nd Chance	Fast Break	Bench
Baylor	38	14	11	9	0	25
NU	12	11	9	0	0	8

## Game 9 NU 81, Texas Southern 51 Dec. 15, 2011 • Evanston, Ill.

Northwestern surged out to an early 23-3 lead and never looked back, defeating Texas Southern 81-51 at Welsh-Ryan Arena. John Shurna led the Wildcats with 20 points, six rebounds, five assists, three blocked shots and two steals. With the victory, NU's senior class earned its 65th career victory, matching the school record first established by last year's group. Despite playing a game for the first time in 11 days due to final exams, NU showed no signs of rust early on. Tied at 3-3, the 'Cats rattled off 20 consecutive points. Crawford had the hot hand in the opening minutes, scoring eight of the team's first 11 points. The lead would reach as many as 21 points, 28-7, just over midway through the stanza before the 'Tigers' zone defense began to give Northwestern some issues. Texas Southern crept back to within 32-20 with 2:48 remaining before the intermission. However, the Wildcats scored the final nine points of the period to match their largest lead at 41-20 going into the break. A quick 7-2 run to start the second half, highlighted by an alley-oop slam by Crawford off a lob from Shurna quickly extended NU's advantage to 26. The Wildcats got solid contributions across the board in the contest. Crawford scored 17 points while matching Shurna's five assists. Dave Sobolewski also knocked down a career-best five 3-pointers in scoring 15 points, while JerShon Cobb returned from missing the last three games due to injury and pitched in 10 points off the bench. Northwestern's lead grew to as many as 32 points in the contest as the 'Cats shot 47.5 percent from the field, while limiting the Tigers to 36.2 percent.

### Texas Southern 51 • 1-7

#	Player	Total		3-Ptr		Rebounds		PF	TP	A	TO	Bk	Stl	Min	
		FG	FGA	FG	FGA	FT	FTA								Off
15	SCOTT, D'Angelo	f	2-3	0-0	0-0	1	1	2	0	4	0	1	0	0	11
25	PRICE, Timothy	f	1-2	0-0	0-0	1	1	2	1	2	0	0	0	1	20
4	STUDIVANT, Fred	f	3-9	0-0	2-3	2	2	4	3	8	0	3	2	2	24
2	ELLINGTON, Dexter	g	0-2	0-1	2-2	0	4	4	2	0	3	0	0	0	19
5	STRONG, Omar	g	1-5	1-3	0-0	1	1	1	1	3	0	3	1	0	15
1	ONWENU, Patrick	g	2-4	1-1	4-4	1	1	2	1	9	0	0	1	1	7
11	JOHNSON-DANNER, La	g	1-7	1-5	0-0	0	2	3	3	1	3	0	0	0	21
12	JOYNER, DaQuan	g	0-0	0-0	1-2	0	0	0	2	1	0	2	1	0	8
20	PETERS, Jabari	g	0-2	0-0	0-0	0	0	0	0	0	1	0	0	1	7
3	KING, Daniel	g	1-1	0-0	4-4	0	2	2	3	6	0	0	3	0	17
32	CLAYBORN, Aaron	g	3-4	0-0	1-1	1	2	3	0	7	0	0	0	0	20
34	GIBBS, Madarius	g	3-8	0-0	0-0	0	4	4							

2011-12 BOX SCORES AND RECAPS

**Game 10**  
**NU 70, Central Connecticut State 64**  
**Dec. 17, 2011 • Evanston, Ill.**

Reggie Hearn scored 15 of his career-high 17 points in the second half, including hitting all four 3-point attempts, as Northwestern fought off Central Connecticut State 70-64 at Welsh-Ryan Arena. NU's senior class also became the winningest in program history by virtue of earning its 66th triumph. The Wildcats led 13-12 but ice-cold from 3-point range over the opening 20 minutes of play and it eventually caught up to them. NU made just one of its first 13 attempts from beyond the arc and the Blue Devils surged in front 29-21. However, the 'Cats scored the final nine points of the first stanza and took a 30-29 lead at the break. The Wildcats' lead was one at 50-49 with eight minutes remaining when Hearn and JerShon Cobb drilled consecutive triples to give the NU its largest lead of the game, 56-49. But the Blue Devils scored eight of the game's next 10 points, including two 3-pointers from Vinales, to get back within one with 4:53 left. Central Connecticut State was still within one after Ken Horton hit a 3-pointer coming out of a timeout to make it 63-62 'Cats with 1:35 left. But it was Hearn who came through, slashing to the basket for a layup and drawing the foul as he converted a three-point play with 55.5 seconds to go to increase the hosts' advantage back up to four. Robby Ptacek hit two free throws for CCSU with 43.5 seconds left to get the guests back within two, but Crawford hit a tough jumper in the lane with 14.5 seconds left to help seal the win.

**Central Connecticut 64 • 5-5**

#	Player	Total		3-Ptr		Rebounds			PF	TP	A	TO	Blk	Stl	Min
		FG	FGA	FG	FGA	FT	FTA	Off							
21	EFESE, Joe	f	1-5	0-0	2-4	2	5	7	4	4	1	1	1	1	26
30	HORTON, Ken	f	6-14	3-5	0-2	4	7	11	3	15	5	2	1	5	39
11	VINALES, Kyle	g	11-22	4-12	1-1	0	2	2	3	27	1	3	0	0	37
14	MCWILLAN, Malcolm	g	0-4	0-2	0-0	0	4	4	2	0	3	3	0	0	36
0	PTACEK, Robby	g	6-17	1-2	4-4	0	3	3	1	17	0	0	0	1	38
0	BURBAGE, Adonis	g	0-0	0-0	0-0	1	0	1	0	0	0	0	0	0	3
23	SIMMONS, David	g	0-0	0-0	0-0	0	0	0	1	0	0	0	0	0	1
33	ALLEN, Terrell	g	0-1	0-0	1-2	1	2	0	0	1	0	1	0	0	13
5	SPEECH, De'Angelo	g	0-1	0-0	0-0	0	0	0	0	0	0	1	0	1	7
Team						8	1	9							
Totals			24-64	8-21	8-13	16	24	40	14	64	10	12	4	8	200

FG % 1st Half:	11-30	36.7%	2nd half:	13-34	38.2%	Game:	24-64	37.5%	Deadball	
3FG % 1st Half:	4-9	44.4%	2nd half:	4-12	33.3%	Game:	8-21	38.1%	Rebounds	3
FT % 1st Half:	3-7	42.9%	2nd half:	5-6	83.3%	Game:	8-13	61.5%		

**Northwestern 70 • 9-1**

#	Player	Total		3-Ptr		Rebounds			PF	TP	A	TO	Blk	Stl	Min
		FG	FGA	FG	FGA	FT	FTA	Off							
1	Crawford, Drew	f	6-13	1-5	1-2	0	6	6	2	14	1	0	1	0	37
24	Shurna, John	f	3-14	1-9	5-5	2	6	8	1	12	1	2	1	0	36
12	Mirkovic, Luka	c	4-7	0-0	2-3	1	7	8	2	10	5	2	1	0	27
11	Hearn, Reggie	g	6-7	4-4	1-1	0	0	0	3	17	1	2	2	0	23
3	Sobolewski, Dave	g	2-8	2-7	0-0	2	2	4	1	6	3	2	0	2	40
15	Fruendt, Nick	g	0-1	0-1	0-0	0	0	0	0	0	0	0	0	0	5
23	Cobb, JerShon	g	3-5	1-2	2-3	0	0	0	0	9	1	3	0	0	16
30	Curletti, Davide	g	1-2	0-1	0-0	1	1	2	2	3	0	0	0	0	13
4	Marcozzullo, Alex	g	0-0	0-0	0-0	0	0	0	0	2	0	0	0	0	3
Team						3	4	7							
Totals			25-57	9-29	11-14	9	26	35	13	70	15	12	5	3	200

FG % 1st Half:	12-31	38.7%	2nd half:	13-26	50.0%	Game:	25-57	43.9%	Deadball	
3FG % 1st Half:	2-4	50.0%	2nd half:	7-15	46.7%	Game:	9-29	31.0%	Rebounds	2
FT % 1st Half:	4-7	57.1%	2nd half:	7-7	100.0	Game:	11-14	78.6%		

Officials: Glenn Mayborg, Ray Perone, Gerald Williams  
Technical fouls: Central Connecticut-None, Northwestern-None.  
Attendance: 5246

Score by periods				1st	2nd	Total	Points				In	Off	2nd	Fast	Bench	
				29	35	64	CCSU	NU	CCSU	NU	22	14	15	0	11	
Central Connecticut				29	35	64	22	14	15	0	11					
Northwestern				30	40	70										

**Game 11**  
**NU 87, Eastern Illinois 72**  
**Dec. 18, 2011 • Evanston, Ill.**

John Shurna scored a game-high 32 points and tied a school record by knocking down nine 3-pointers as Northwestern pulled away from Eastern Illinois in the second half for an 87-72 victory at Welsh-Ryan Arena. Luka Mirkovic contributed his second-consecutive all-around game. He finished three assists shy of a triple-double, posting 18 points, 10 rebounds and seven assists. After going just 1-of-9 from 3-point range the previous day, Shurna came out on fire in this particular contest. The senior forward hit six of his first eight attempts from beyond the arc over the opening 12 minutes of play en route to scoring 18 points. His sixth connection gave the Wildcats a 27-21 advantage, but the hosts were unable to distance themselves from the Panthers. A steal and a layup by JerShon Cobb just prior to the first-half buzzer gave Northwestern a 41-36 lead at the intermission. When Cobb drove baseline and scored, it gave NU its largest lead, 54-44, with 13:35 remaining, forcing the Panthers to burn a timeout. After the Wildcats forced a turnover on the other end, Mirkovic completed a three-point play to stretch the advantage to 13. Eastern Illinois would creep back within eight with six minutes to go, but Shurna connected on his record-tying triple, igniting a 9-0 run that put the game out of reach. NU shot a blistering 60.7 percent from the field (17-28) in the second half. In addition to his 32 points, Shurna dished out five assists and had two blocked shots. He vaulted three spots on Northwestern's career scoring list in the game, moving into fourth place.

**Eastern Illinois 72 • 6-4**

#	Player	Total		3-Ptr		Rebounds			PF	TP	A	TO	Blk	Stl	Min
		FG	FGA	FG	FGA	FT	FTA	Off							
10	McKINNIE, Alfonzo	f	7-9	0-0	0-0	2	6	8	1	14	1	2	1	1	27
34	SANDERS, Zavier	f	3-6	0-0	0-0	1	4	5	2	6	3	1	0	0	32
12	GRANGER, Jeremy	g	8-16	2-4	4-6	0	1	1	1	22	6	1	0	2	35
23	DOSS, L.C.	g	1-3	0-2	0-0	0	1	1	0	2	1	2	0	1	21
4	MILLER, Joey	g	3-7	2-3	0-0	3	2	5	1	8	2	2	0	0	30
2	LUBSEY, Alex	g	0-0	0-0	0-0	0	0	0	0	1	0	0	0	0	1
20	WOODS, Morris	g	0-0	0-0	0-0	0	0	0	0	0	0	0	0	0	1
21	AKERS, Austin	g	0-0	0-0	0-0	0	0	0	0	2	0	0	0	0	7
22	JONES, Taylor	g	1-2	1-2	0-0	1	0	1	0	3	0	0	0	0	5
31	McFARLIN, Nick	g	2-3	0-0	0-0	0	3	3	1	4	2	0	0	0	11
3	MILLER, Jonathan	g	0-1	0-0	0-0	0	0	0	0	0	0	0	0	0	1
5	HERRON, Malcolm	g	3-8	1-2	6-6	1	3	4	3	13	0	3	0	0	19
55	PIPER, Josh	g	0-3	0-0	0-0	0	1	1	3	0	1	1	0	0	10
Team						1	1	2							
Totals			28-58	6-13	10-12	9	22	31	15	72	18	12	1	4	200

FG % 1st Half:	16-32	50.0%	2nd half:	12-26	46.2%	Game:	28-58	48.3%	Deadball	
3FG % 1st Half:	4-9	44.4%	2nd half:	2-4	50.0%	Game:	6-13	46.2%	Rebounds	5
FT % 1st Half:	0-0	0.0%	2nd half:	10-12	83.3%	Game:	10-12	83.3%		

**Northwestern 87 • 10-1**

#	Player	Total		3-Ptr		Rebounds			PF	TP	A	TO	Blk	Stl	Min
		FG	FGA	FG	FGA	FT	FTA	Off							
1	Crawford, Drew	f	13-17	3-4	5-5	0	1	1	5	34	0	2	0	1	31
24	Shurna, John	f	11-16	9-12	1-2	1	3	4	2	32	5	1	2	0	38
12	Mirkovic, Luka	c	7-11	0-1	4-7	4	6	10	2	18	7	3	2	2	29
11	Hearn, Reggie	g	0-1	0-1	0-0	1	3	4	2	0	3	3	0	0	1
3	Sobolewski, Dave	g	5-6	2-2	0-0	0	1	1	2	12	3	1	0	1	34
13	Montgomery, James	g	0-0	0-0	0-0	0	0	0	0	0	0	0	0	0	1
15	Fruendt, Nick	g	0-0	0-0	0-0	0	0	0	0	0	0	0	0	0	1
2	Jimenez, Omar	g	0-0	0-0	0-0	0	0	0	0	0	0	0	0	0	1
23	Cobb, JerShon	g	4-10	0-2	0-0	0	0	0	0	1	8	2	1	2	25
30	Curletti, Davide	g	0-0	0-0	3-4	1	3	4	1	3	2	0	0	0	12
Team						0	2	2							
Totals			32-59	12-23	11-18	10	22	32	11	87	26	11	8	9	200

FG % 1st Half:	15-31	48.4%	2nd half:	17-28	60.7%	Game:	32-59	54.2%	Deadball	
3FG % 1st Half:	8-18	44.4%	2nd half:	4-5	80.0%	Game:	12-23	52.2%	Rebounds	2
FT % 1st Half:	3-4	75.0%	2nd half:	8-14	57.1%	Game:	11-18	61.1%		

Officials: Mike Kitts, Mike Sanzere, Steve McClunkins  
Technical fouls: Eastern Illinois-None, Northwestern-None.  
Attendance: 5071

Score by periods				1st	2nd	Total	Points				In	Off	2nd	Fast	Bench	
				36	36	72	Eastern Illinois	NU	Eastern Illinois	NU	28	11	7	2	30	
Eastern Illinois				36	36	72	28	11	7	2	30					
Northwestern				41	46	87										

**Game 12**  
**#23 Creighton 87, NU 79**  
**Dec. 22, 2011 • Omaha, Neb.**

Drew Crawford went 13-for-17 from the field and scored a game-high 34 points, but it wasn't enough as No. 23/21 Creighton rode red-hot 3-point shooting down the stretch to top Northwestern 87-79 at CenturyLink Center. The score was knotted 25-25 with just under 10 minutes left in the opening stanza when Crawford scored six points during an 8-0 run for the 'Cats that gave them a 33-25 edge with 5:42 to go. However, NU would go into a scoring drought as Antoine Young hit a deuce and then a 3-pointer before Ethan Wragge came off the bench and got loose in the corner, hitting a pair of triples that gave the Bluejays a 36-33 lead. Shurna hit a trey of his own to tie the game before Gregory Echenique hit one free throw to give the hosts a 37-36 lead at the break. Crawford went 9-of-11 from the field over the first 20 minutes of play, tallying 19 points. A three-point play by Curletti put Northwestern up 42-39 three minutes into the second half, but Crawford was forced to the bench when he picked up his fourth foul with 14:35 left. Creighton would rattle off nine straight points to go up by five. NU was within three, but five points by Doug McDermott and a triple by Jahenns Manigat stretched the Bluejays lead up to nine, 58-49, with nine minutes left. NU refused to go away, though. Five points by Crawford keyed a 9-0 run as JerShon Cobb's two free throws knotted the score with 7:29 to go. However, Manigat hit a 3-pointer and a four-point play by Wragge pushed the lead right back up to seven with 6:49 remaining. Shurna's trey with 5:57 on the clock got the 'Cats within four, but an 8-2 run extended Creighton's lead to 10 with 4:35 left and the 'Cats couldn't get closer than seven the rest of the way.

**Northwestern 79 • 10-2**

#	Player	Total		3-Ptr		Rebounds			PF	TP	A	TO	Blk	Stl	Min
		FG	FGA	FG	FGA	FT	FTA	Off							
1	Crawford, Drew	f	13-17	3-4	5-5	0	1	1	5	34	0	2	0	1	31
24	Shurna, John	f	6-14	4-6	2-2	2	7	9	4	18	6	2	1	3	40
12	Mirkovic, Luka	c	2-3	0-0	0-0	0	3	3	4	11	0	0	0	0	19

2011-12 BOX SCORES AND RECAPS

**Game 13**  
**#2 Ohio State 87, NU 54**  
**Dec. 28, 2011 • Columbus, Ohio**

A first-half run by No. 2/2 Ohio State proved to be too much for Northwestern to overcome as the Wildcats dropped a 87-54 decision in their Big Ten season-opener at Value City Arena. Drew Crawford led the Wildcats with 13 points. Northwestern trailed 7-2 right out of the gates, but a 3-pointer by Sobolewski cut the deficit to two. John Shurna's triple gave the Wildcats a 10-8 lead before Davide Curletti knotted the score at 13-13 with 12:17 remaining in the stanza. However, that's when the NU offense hit a drought. Jordan Siebert connected twice from beyond the arc and Buford hit one of his own as the Buckeyes rattled off 13 straight points to take a double-digit lead. All told, Ohio State went on a 23-4 run over a span of nine minutes and 37 seconds to go in front 36-17. Six straight points by the Wildcats got them back within 13 before Alex Marcotullio's triple at the first-half horn made it 41-26 OSU at the intermission. The duo of Shurna and Crawford came into the game ranked first and second, respectively, in the Big Ten in scoring, but both were cold from the field over the opening 20 minutes of play. Northwestern shot just 33.3 percent (9-27) from the field in the first half to 48.4 percent (15-31) for the Buckeyes. Buford and Siebert each went 3-for-4 from 3-point range for the hosts in the period. JerShon Cobb's trey 2:20 into the second stanza got NU as close as it had been in awhile at 43-31. The Wildcats were still within 49-36 following Shurna's bucket with 15 minutes remaining, but Northwestern was never able to make a serious run.

**Northwestern 54 • 10-3, 0-1**

#	Player	Total		3-Ptr		Rebounds		PF	TP	A	TO	Bk	Stl	Min	
		FG	FGA	FG	FGA	FT	FTA								Off
01	Crawford, Drew	f	4-12	1-2	4-6	4	1	5	6	4	13	0	0	1	34
24	Shurna, John	f	5-18	1-6	0-0	2	3	5	3	11	3	3	1	0	37
12	Mirkovic, Luka	c	1-2	0-0	1-2	0	4	4	4	3	0	1	0	0	22
03	Sobolewski, Dave	g	2-4	1-3	5-7	0	2	2	2	10	5	2	0	1	38
11	Hearn, Reggie	g	1-2	0-1	0-0	1	2	3	3	2	1	0	0	0	17
04	Marcotullio, Alex	g	1-2	1-2	0-0	0	2	2	0	3	0	1	0	0	7
15	Fruendt, Nick	g	0-0	0-0	0-0	0	1	1	0	0	0	0	0	0	2
23	Cobb, JerShon	g	2-9	2-4	0-0	0	1	1	2	6	2	0	0	1	27
30	Curletti, Davide	g	1-4	1-2	3-4	1	3	4	4	6	1	2	0	0	16
Team															
Totals			17-53	7-20	13-19	6	24	30	22	54	10	11	1	3	200

FG % 1st Half: 9-27 33.3% 2nd half: 8-26 30.8% Game: 17-53 32.1%  
 3FG % 1st Half: 4-11 36.4% 2nd half: 3-9 33.3% Game: 7-20 35.0%  
 FT % 1st Half: 4-7 57.1% 2nd half: 9-12 75.0% Game: 13-19 68.4%

**Ohio State 87 • 13-1, 1-0**

#	Player	Total		3-Ptr		Rebounds		PF	TP	A	TO	Bk	Stl	Min	
		FG	FGA	FG	FGA	FT	FTA								Off
01	Thomas, Deshaun	f	6-13	0-3	4-6	4	0	5	0	16	0	1	0	1	30
00	Sullinger, Jared	c	7-11	1-1	2-5	4	10	14	4	17	0	1	1	0	22
04	Craft, Aaron	g	0-3	0-1	2-4	1	2	3	2	3	1	0	1	1	22
32	Smith Jr., Lenzelle	g	1-3	0-0	2-3	2	2	4	1	4	2	1	0	0	18
04	Buford, William	g	9-14	5-7	5-5	0	9	9	3	28	4	3	1	0	35
02	Siebert, Jordan	g	4-7	2-4	3-5	0	2	1	1	12	2	1	1	1	20
03	Scott, Shannon	g	0-0	0-0	0-0	0	2	3	0	4	1	0	0	0	18
10	Ross, LaQuinton	g	0-0	0-0	0-0	0	0	0	0	0	0	0	0	0	3
12	Thompson, Sam	g	1-2	0-1	0-0	0	1	1	0	2	0	0	0	1	5
15	Watherspoon, J.D.	g	1-3	0-0	1-3	1	0	1	3	0	0	0	0	0	8
23	Williams, Amir	g	0-2	0-0	0-2	2	4	6	0	1	0	0	0	0	8
30	Ravenel, Evan	g	0-2	0-0	2-2	0	2	2	1	2	0	0	0	0	9
55	McDonald, Trey	g	0-1	0-0	0-0	0	0	0	0	0	0	0	0	0	2
Team															
Totals			29-61	10-20	19-30	15	34	49	17	87	15	9	3	4	200

FG % 1st Half: 15-31 48.4% 2nd half: 14-30 46.7% Game: 29-61 47.5%  
 3FG % 1st Half: 7-14 50.0% 2nd half: 3-6 50.0% Game: 10-20 50.0%  
 FT % 1st Half: 4-8 50.0% 2nd half: 15-22 68.2% Game: 19-30 63.3%

Officials: Ed Hightower, Tim Clougherty, Eric Curry  
 Technical fouls: Northwestern-None. Ohio State-None.  
 Attendance: 19049

Score by periods	1st	2nd	Total	In	Off	2nd	Fast	Bench
	T/O	T/O		Point	Point	Chance	Break	
Northwestern	26	54		16	11	5	2	15
Ohio State	41	46	87	26	14	13	6	20

**Game 14**  
**NU 68, Penn State 56**  
**Jan. 1, 2012 • Evanston, Ill.**

Northwestern connected on 14 of its first 16 field goal attempts in the second half as the Wildcats surged past Penn State for a 68-56 victory at Welsh-Ryan Arena. Drew Crawford led NU with 21 points, while freshman Dave Sobolewski chipped in with a career-high 20. The Wildcats shot 71.4 percent from the field in the second stanza, out-scoring the Nittany Lions 45-30 after the intermission. The first 20 minutes of play were tightly contested as an early 6-2 lead by the visitors was the largest advantage for either team. NU took its only lead of the first half at 11-10 on a free throw by Crawford. The Wildcats limited Penn State to just 25.8 percent shooting (8-31) in the first period, but the visitors had 15 offensive rebounds which led to 11 second-chance points. PSU would take a 26-23 lead into the break. NU would score 10 of the first 15 points of the period to take a 33-31 lead. Penn State tallied six straight to go up by four when the game turned in Northwestern's favor. Crawford drove the lane for a bucket before he dished to Sobolewski for a triple to give the 'Cats the lead. Tied at 40 apiece, Alex Marcotullio broke the tie with a 3-pointer before Crawford followed with one of his own. Shurna scored on an athletic tip-in with 11:25 left to put the hosts up by eight, forcing Penn State to burn a timeout. Jermaine Marshall hit a triple to make it a five-point game, but Crawford responded with one of his own, marking his 1,000th career point. The Nittany Lions would get back within four, 51-47, with 9:20 remaining, but an alley-oop dunk by Crawford started a 13-3 run that increased the lead to 13 and put the game away.

**Penn State 56 • 8-7, 0-2**

#	Player	Total		3-Ptr		Rebounds		PF	TP	A	TO	Bk	Stl	Min	
		FG	FGA	FG	FGA	FT	FTA								Off
35	Oliver, Billy	f	0-0	0-0	2-4	1	1	2	5	2	0	1	0	0	18
11	Marshall, Jermaine	g	5-14	3-8	1-4	0	3	3	2	14	3	5	0	2	31
23	Frazier, Tim	g	5-11	0-2	6-9	3	2	5	3	16	3	4	0	4	35
24	Woodward, Cammeron	g	3-13	2-5	3-4	2	4	6	1	11	0	0	0	2	28
5	Glover, Matt	g	2-5	0-0	0-0	4	4	8	5	4	2	2	0	0	28
21	Borovnjak, Sasa	g	2-4	0-0	2-2	2	2	4	2	6	0	1	0	0	22
25	Graham, Jon	g	0-1	0-0	0-0	0	0	0	0	0	0	0	0	0	6
3	Lewis, Trey	g	1-5	1-4	0-0	3	1	4	3	3	2	0	0	0	27
43	Travis, Ross	g	0-0	0-0	0-0	0	0	2	0	0	0	0	0	0	5
Team															
Totals			18-53	6-19	14-23	18	18	36	23	56	11	15	0	8	200

FG % 1st Half: 8-31 25.8% 2nd half: 10-22 45.5% Game: 18-53 34.0%  
 3FG % 1st Half: 3-11 27.3% 2nd half: 3-8 37.5% Game: 6-19 31.6%  
 FT % 1st Half: 7-10 70.0% 2nd half: 1-13 53.8% Game: 14-23 60.9%

**Northwestern 68 • 11-3, 1-1**

#	Player	Total		3-Ptr		Rebounds		PF	TP	A	TO	Bk	Stl	Min	
		FG	FGA	FG	FGA	FT	FTA								Off
1	Crawford, Drew	f	7-9	2-2	5-6	1	2	3	1	21	3	2	1	0	40
24	Shurna, John	f	5-10	2-7	5-5	2	6	8	2	17	2	3	1	1	38
12	Mirkovic, Luka	c	1-2	0-0	2-7	0	11	11	1	4	1	1	1	1	22
11	Hearn, Reggie	g	0-1	0-0	0-0	0	0	0	3	0	1	2	0	0	12
3	Sobolewski, Dave	g	7-11	3-5	3-5	0	2	2	3	20	2	0	1	2	40
23	Cobb, JerShon	g	0-0	0-0	0-0	0	0	0	0	0	0	0	3	1	10
30	Curletti, Davide	g	0-1	0-1	0-2	0	0	0	0	0	2	1	1	1	18
04	Marcotullio, Alex	g	2-4	2-4	0-0	0	1	1	5	6	2	0	0	0	20
Team															
Totals			22-40	9-21	15-25	4	23	27	16	68	13	12	6	6	200

FG % 1st Half: 7-19 36.8% 2nd half: 15-21 71.4% Game: 22-40 55.0%  
 3FG % 1st Half: 3-11 27.3% 2nd half: 6-11 54.5% Game: 9-21 42.9%  
 FT % 1st Half: 6-9 66.7% 2nd half: 9-16 56.3% Game: 15-25 60.0%

Officials: Tom O'Neill, Scott Thornley, Larry Sciroto  
 Technical fouls: Penn State-None. Northwestern-None.  
 Attendance: 5389  
 Drew Crawford - passed 1000 career point threshold in 2nd half.

Score by periods	1st	2nd	Total	In	Off	2nd	Fast	Bench
	T/O	T/O		Point	Point	Chance	Break	
Penn State	26	30	56	27	18	4	3	6
Northwestern	23	45	68					

**Game 15**  
**Illinois 57, NU 56**  
**Jan. 4, 2012 • Evanston, Ill.**

A frantic finish came up just short for Northwestern as the Wildcats dropped a 57-56 decision to Illinois at Welsh-Ryan Arena. John Shurna scored 17 of his game-high 20 points in the first half for the Wildcats. Trailing by eight following a free throw by Brandon Paul with 1:43 remaining, NU made a strong closing surge. The 'Cats made just three of their first 20 field goal attempts in the second half before JerShon Cobb made one from the charity stripe to make it 55-48 with 1:32 left. After Paul missed on the front end of the bonus, Alex Marcotullio gave Northwestern life by drilling a trey out of the corner with 1:19 remaining to close the deficit to four. The Wildcats got a stop on the other end before Shurna found himself alone at the top of the key and hit a 3-pointer with 36.3 seconds left to make it a one-point game. Meyers Leonard made one of two tries from the charity stripe with 29.6 seconds left to push Illinois' lead back up to two, 56-54. Cobb found himself open in the corner for a triple that would have given NU the lead, however, it was off the mark, but Drew Crawford was there to tip it back in to tie the game with 17.2 seconds remaining. Crawford appeared to draw a charge on Paul on the other end, but no call was made and Myke Henry was fouled with 6.0 seconds showing on the clock. The freshman rattled in the first free throw to give the Illini the lead back. Following a timeout, Henry missed the second try and Crawford raced the ball up court. The junior got all the way into the lane, but Leonard managed to get a piece of his potential game-winning shot for a block to allow Illinois to hold on.

**Illinois 57 • 13-3, 2-1**

#	Player	Total		3-Ptr		Rebounds		PF	TP	A	TO	Bk	Stl	Min	
		FG	FGA	FG	FGA	FT	FTA								Off
12	Leonard, Meyers	c	4-9	0-0	4-8	2	6	8	4	12	0	1	2	1	33
1	Richardson, D.J.	g	3-7	2-4	0-2	0	2	2	1	8	4	2	1	1	38
13	Abrams, Tracy	g	0-3	0-1	0-0	0	5	5	0	3	0	0	0	0	30
2	Bertrand, Joseph	g	4-8	0-0	2-2	2	6	8	3	10	1	0	1	0	32
3	Paul, Brandon	g	4-12	1-2	1-3	1	3	4	4	10	4	6	1	2	39
20	Henry, Myke	g	2-5	1-2	1-2	2	1	3	2	6	0	0	0	0	15
2	Egwu, Nnanna	g	3-3	0-0	3-3	0	0	0	1	9	0	1	0	0	8
42	Griffey, Tyler	g	1-2	0-1	0-0	0	0	0	0	2	0	2	0	0	5
Team															
Totals			21-49	4-10	11-20	10	26	36	18	57	12	11	6	4	200

FG % 1st Half: 12-26 46.2% 2nd half: 9-23 39.1% Game: 21-49 42.9%  
 3FG % 1st Half: 3-7 42.9% 2nd half: 1-3 33.3% Game: 4-10 40.0%  
 FT % 1st Half: 4-7 57.1% 2nd half: 7-13 53.8% Game: 11-20 55.0%

**Northwestern 56 • 11-4, 1-2**

#	Player	Total		3-Ptr		Rebounds		PF	TP	A	TO	Bk	Stl	Min	
		FG	FGA	FG	FGA	FT	FTA								Off
1	Crawford, Drew	f	3-12	0-1	2-4	1	5	6	4	8	0	1	1	0	38
24	Shurna, John	f</													

## 2011-12 BOX SCORES AND RECAPS

### Game 16 #13 Michigan 66, NU 64 (OT) Jan. 11, 2012 • Ann Arbor, Mich.

Northwestern led nearly throughout regulation, but No. 13 Michigan outscored the Wildcats 12-10 in the overtime session as the Wolverines posted a 66-64 victory at Crisler Center. John Shurna scored a game-high 21 points for NU, while Drew Crawford added 20. Down by three late in the extra period, Crawford scored on a dunk with 6.5 seconds left to make it a one-point game. Burke was fouled immediately and make both free throws to push the advantage back up to three. Needing a triple to tie, Alex Marcotullio was fouled by Hardaway attempting a 3-pointer with 0.3 seconds left. However, he missed the first free throw. After making the second, he missed the third intentionally, but Northwestern was unable to get a tip-in to extend the game. The Wildcats surged out to an 8-0 lead to open the game and led by as many as 10 when Shurna started the second half with a 3-pointer. The Wildcats' advantage was 44-36 with 13:49 remaining following a tough jumper by Dave Sobolewski before the Wolverines rattled off 10 consecutive points to take a 46-44 lead. Once again, NU was able to respond as baskets by Crawford, Shurna and Sobolewski put the Wildcats back on top 50-46. Tim Hardaway's triple with 2:40 to go tied the game 54-54, but that would be the last of the scoring in regulation. Northwestern had the final possession in regulation with a chance to win when Crawford drove into the lane. However, he was called for a traveling violation with 1.5 seconds left despite a great deal of contact as he rose up for a shot.

#### Northwestern 64 • 11-5, 1-3

#	Player	Total		3-Ptr		Rebounds		PF	TP	A	TO	Blk	Stl	Min	
		FG	FGA	FG	FGA	FT	FTA								Off
01	Crawford, Drew	f	7-15	1-2	5-7	0	6	6	2	20	2	3	0	1	44
24	Shurna, John	f	9-15	2-4	1-1	1	5	6	1	21	0	4	2	0	45
03	Sobolewski, Dave	g	3-9	1-3	2-2	0	3	3	3	9	3	1	1	1	43
04	Marcotullio, Alex	g	0-0	0-0	1-3	1	2	3	1	1	1	2	0	1	22
11	Hearn, Reggie	g	2-5	2-3	1-2	1	5	6	4	7	3	2	0	0	42
12	Mirkovic, Luka	g	1-2	0-1	0-0	2	2	2	2	2	1	1	0	0	18
30	Curletti, Davide	g	2-2	0-0	0-0	0	4	1	1	4	0	2	0	0	11
	Team					2	0	2							1
	Totals		24-48	6-13	10-15	5	27	32	14	64	10	16	3	3	225

FG % 1st Half: 14-23 60.9% 2nd half: 7-20 35.0% OT: 3-5 60.0% Game: 24-48 50.0% Deadball  
3FG % 1st Half: 4-6 66.7% 2nd half: 2-6 33.3% OT: 0-1 0.0% Game: 6-13 46.2% Rebounds  
FT % 1st Half: 2-4 50.0% 2nd half: 4-4 100.0% OT: 4-7 57.1% Game: 10-15 66.7% 3

#### Michigan 66 • 14-3, 4-1

#	Player	Total		3-Ptr		Rebounds		PF	TP	A	TO	Blk	Stl	Min	
		FG	FGA	FG	FGA	FT	FTA								Off
23	Smotrycz, Evan	f	1-7	0-3	3-4	2	3	5	2	5	0	0	2	1	28
52	Morgan, Jordan	f	3-8	0-0	0-0	3	5	8	3	6	0	1	0	0	28
00	Novak, Zack	g	2-7	0-2	0-0	3	3	6	3	4	0	0	0	1	28
03	Burke, Trey	g	5-17	1-6	8-8	3	4	7	2	19	7	1	1	0	45
10	Hardaway Jr., Tim	g	7-13	5-9	0-0	3	3	6	4	19	1	3	0	0	45
01	Douglass, Stu	g	3-10	0-6	4-4	0	1	1	1	10	2	2	0	2	38
13	Vogrich, Matt	g	1-3	1-3	0-0	0	0	0	1	3	0	0	0	2	11
22	McLimans, Blake	g	0-1	0-1	0-0	0	0	0	0	0	0	0	0	0	2
	Team					3	0	0							1
	Totals		22-66	7-30	15-16	17	15	36	15	66	10	7	3	6	225

FG % 1st Half: 9-32 28.1% 2nd half: 11-27 40.7% OT: 2-7 28.6% Game: 22-66 33.3% Deadball  
3FG % 1st Half: 5-16 31.3% 2nd half: 2-11 18.2% OT: 0-3 0.0% Game: 7-30 23.3% Rebounds  
FT % 1st Half: 4-4 100.0% 2nd half: 3-4 75.0% OT: 8-8 100.0% Game: 15-16 93.8% 1.2

Officials: Mike Kitts, Ed Crobett, Scott Thornley  
Technical fouls: Northwestern-None, Michigan-Morgan, Jordan.  
Attendance: 12605

Score by periods	1st	2nd	OT	Total	Points	In	Off	2nd	Fast	Bench
Northwestern	34	20	10	64	NU	30	4	0	0	6
Michigan	27	27	12	66	MICH	26	18	13	4	13

### Game 17 NU 81, #6 Michigan State Jan. 14, 2012 • Evanston, Ill.

Behind John Shurna's game-high 22 points, Northwestern handed No. 6 Michigan State its first conference loss and snapped the Spartans' 15-game winning streak in the process. The Wildcats had four players score in double digits and used 42 second-half points to stave off the Spartans, 81-74 at Welsh-Ryan Arena. Senior Davide Curletti -- in his second career start -- notched 17 points, to go along with a career-high-tying six rebounds. Drew Crawford knocked down three crucial triples and added 20 points towards the winning effort, while Reggie Hearn contributed 10 points. The Spartans led early in the contest, going up by as much as nine in the first period. But the 'Cats kept pace and a late run allowed NU to close the gap, capped by an Alex Marcotullio 3-pointer to knot things up at 33-33 with 1:48 remaining in the stanza. Shurna gave the Wildcats the momentum going into the break as his 3-pointer from 30 feet out gave the hosts a 39-37 lead at the break. The Wildcats extended their lead to as much as 13 points behind shooting 50 percent from the floor and 47 percent from behind the arc. NU led by 12 with 6:45 left before Michigan State rattled off seven straight points to cut their deficit to five. However, a couple of Dave Sobolewski free throws followed by a three from Shurna allowed the 'Cats to push the lead back up to 10. Michigan State shot 65 percent from the field in the first half but was limited to 34.4 percent shooting over the final 20 minutes of play. Sobolewski dished out seven assists in the contest, one shy of his season high.

#### Michigan State 74 • 15-3, 4-1

#	Player	Total		3-Ptr		Rebounds		PF	TP	A	TO	Blk	Stl	Min	
		FG	FGA	FG	FGA	FT	FTA								Off
23	Green, Draymond	f	5-8	4-5	0-1	3	11	14	2	14	4	3	1	39	
5	Payne, Adreian	f	1-3	0-0	3-6	1	0	1	2	5	0	0	0	11	
11	Appling, Keith	f	4-13	0-5	9-13	2	1	3	3	17	3	3	0	2	36
22	Dawson, Brandon	g	3-3	0-0	3-4	4	2	6	4	9	0	3	1	1	17
30	Wood, Brandon	g	3-7	2-4	1-2	1	0	1	3	9	5	1	0	0	23
0	Byrd, Russell	g	0-0	0-0	0-0	0	0	0	0	0	0	0	0	0	1
13	Thornton, Austin	g	1-3	1-1	0-0	0	1	2	5	3	2	0	0	0	21
2	Gauna, Alex	g	1-3	0-0	0-0	1	1	2	0	2	0	0	0	0	2
20	Trace, Travis	g	3-6	1-2	0-0	1	2	3	2	7	4	1	0	2	23
25	Nix, Derrick	g	2-4	0-0	1-1	1	3	4	3	5	1	2	1	0	16
3	Kearney, Brandon	g	1-2	1-1	0-0	0	0	0	1	3	0	0	1	0	11
	Team					1	2	3							1
	Totals		24-52	9-18	17-27	15	24	39	25	74	19	14	4	6	200

FG % 1st Half: 13-20 65.0% 2nd half: 11-32 34.4% Game: 24-52 46.2% Deadball  
3FG % 1st Half: 5-7 71.4% 2nd half: 4-11 36.4% OT: 3-18 50.0% Game: 9-18 50.0% Rebounds  
FT % 1st Half: 6-11 54.5% 2nd half: 11-16 68.8% OT: 3-3 100.0% Game: 17-27 63.0% 4

#### Northwestern 81 • 12-5, 2-3

#	Player	Total		3-Ptr		Rebounds		PF	TP	A	TO	Blk	Stl	Min	
		FG	FGA	FG	FGA	FT	FTA								Off
1	Crawford, Drew	f	8-14	3-5	1-2	0	1	1	3	20	1	1	1	1	29
24	Shurna, John	f	5-14	2-6	10-11	1	4	5	1	22	5	0	2	1	40
30	Curletti, Davide	f	5-7	1-1	6-10	3	3	6	4	17	4	0	1	2	36
03	Hearn, Reggie	g	5-6	0-0	0-0	2	2	4	10	2	4	0	0	0	29
3	Sobolewski, Dave	g	1-6	0-3	4-6	0	3	3	3	6	7	1	0	1	40
12	Mirkovic, Luka	g	0-1	0-0	0-0	1	2	3	1	0	0	0	0	0	4
15	Fruendt, Nick	g	0-0	0-0	0-0	0	0	0	1	1	0	0	0	0	4
4	Marcotullio, Alex	g	2-4	2-2	0-0	0	0	0	1	6	0	0	0	1	15
	Team					1	2	3							1
	Totals		26-52	8-17	21-29	8	19	27	18	81	20	7	4	6	200

FG % 1st Half: 13-28 46.4% 2nd half: 13-24 54.2% Game: 24-52 50.0% Deadball  
3FG % 1st Half: 5-10 50.0% 2nd half: 3-7 42.9% OT: 8-17 47.1% Rebounds  
FT % 1st Half: 6-9 66.7% 2nd half: 3-7 42.9% OT: 21-29 72.4% 2

Officials: Lamont Simpson, Tom O'Neill, Bob Donato  
Technical fouls: Michigan State-None, Northwestern-None.  
Attendance: 8117

Score by periods	1st	2nd	Total	Points	In	Off	2nd	Fast	Bench
Michigan State	37	37	74	MICH	32	15	12	0	6
Northwestern	39	42	81	NU	32	15	12	0	6

### Game 18 Wisconsin 77, NU 57 Jan. 18, 2012 • Madison, Wis.

Wisconsin's red-hot shooting to start the second half was too much for Northwestern to overcome at the Kohl Center as the Wildcats dropped a 77-57 decision. The Badgers made six of their first seven 3-point attempts to start the second period as they were able to break open a two-point game at the half. NU, which was limited to seven healthy scholarship players in the contest, was led by 19 points and six rebounds by John Shurna. Drew Crawford added 17 points. Wisconsin surged out to a quick 9-2 lead as the Badgers hit their first three 3-point attempts. However, the Wildcats rode the hot hand of Shurna as NU responded with a 14-2 surge to go in front 16-11. Shurna posted 10 in the first five minutes of action to help the visitors surge in front. The Badgers continued the string of runs as they scored 12 of the next 16 points to go back up 23-20 with 8:40 remaining in the stanza. The scoring eventually cooled off as neither team led by more than three the rest of the period with Wisconsin eventually taking a 34-32 advantage into the intermission. Wisconsin started the second half like it did the first, connecting from beyond the arc. Jordan Taylor was held to three points over the opening 20 minutes of play, but he hit three early triples and Josh Gasser made another as the Badgers surged in front 50-38 five minutes into the period. Taylor would add a fourth trey and Ben Brust hit one as well to help the hosts pull away by the midway point of the period as NU was never able to get the deficit under double digits. Ryan Evans scored 15 of his team-high 17 points in the second half, while Taylor added 12 of his 15 after the break. Wisconsin connected on 12 of its 23 tries from beyond the arc in the contest.

#### Northwestern 57 • 12-6, 2-4

#	Player	Total		3-Ptr		Rebounds		PF	TP	A	TO	Blk	Stl	Min	
		FG	FGA	FG	FGA	FT	FTA								Off
01	Crawford, Drew	f	7-15	1-3	2-2	1	1	2	1	17	0	3	0	37	
24	Shurna, John	f	6-12	3-4	4-4	1	5	3	1	19	1	0	0	37	
30	Curletti, Davide	f	1-3	0-1	0-2	1	5	6	3	2	1	2	0	0	26
03	Sobolewski, Dave	g	3-8	0-2	1-1	0	2	2	4	7	6	4	0	2	38
11	Hearn, Reggie	g	2-6	1-3	6-6	0	1	1	2	11	0	1	0	0	34
02	Jimenez, Omar	g	3-6	2-6	0-0	0	0	0	0	0	0	0	0	0	2
12	Mirkovic, Luka	g	0-0	0-0	0-0	0	1	0	0	0	0	0	0	0	9
13	Montgomery, James	g	0-1	0-1	1-2	0	0	0	0	1	0	0	0	1	3
15	Fruendt, Nick	g	0-0	0-0	0-0	1	3	4	2	0	0	0	0	1	14
	Team					1	2	3							1
	Totals		19-45	5-14	14-19	5	19	24	13	57	8	10	0	7	200

FG % 1st Half: 12-22 54.5% 2nd half: 7-23 30.4% Game: 19-45 42.2% Deadball  
3FG % 1st Half: 3-5 60.0% 2nd half: 2-9 22.2% OT: 5-14 35.7% Rebounds  
FT % 1st Half: 5-7 71.4% 2nd half: 9-12 75.0% OT: 14-19 73.7% 3.1

#### Wisconsin 77 • 15-5, 4-3

#	Player	Total		3-Ptr		Rebounds		PF	TP	A	TO	Blk	Stl	Min	
		FG	FGA	FG	FGA	FT	FTA								Off
05	Evans, Ryan	f	7-13	0-1	3-3	1	8	9	3	17	0	1	0	1	29
31	Bruesewitz, Mike	f	5-10	2-5	1-2	2	3	5	3	13	4	1	1	2	33
40	Berggren, Jared	f	2-3	1-1	0-0	0	3								

2011-12 BOX SCORES AND RECAPS

**Game 19**  
**Minnesota 75, NU 52**  
**Jan. 22, 2012 • Minneapolis, Minn.**

Northwestern was unable to overcome a slow start as the Wildcats dropped a 75-52 decision to Minnesota at Williams Arena. John Shurna led Northwestern with 21 points, while Alex Marcotullio added 11. The Golden Gophers scored the first 11 points of the contest and NU missed its first 14 field goal attempts as the Wildcats dug themselves too steep of a deficit to overcome. Northwestern was unable to get on the scoreboard until Davide Curletti scored on a layup with 12:14 remaining in the opening half to make it 11-2. The advantage would grow to 21-4 before Shurna finally got on the board with a three-point play with 8:36 left. The Wildcats' trailed by as many as 22 points in the opening stanza. A 10-3 run capped by a lay-in by Curletti with under a half-minute left got NU back to within 39-24 before Andre Hollins hit a basket just prior to the halftime buzzer for Minnesota. A 3-pointer by Reggie Hearn to start the second period got the 'Cats back to within shouting range at 41-27. However, Minnesota would push the lead back to 22 with 11:42 remaining. Behind seven points from Shurna and five by Marcotullio, Northwestern went on a 12-4 run to cut the deficit to 60-46 with 7:43 left. Six straight points by the hosts removed any further chance of a comeback. Minnesota shot 57.7 percent (30-52) from the field in the contest to 32.7 percent (18-55) for the Wildcats. Curletti established a career high with seven rebounds to go along with seven points.

**Northwestern 52 • 12-7, 2-5**

#	Player	Total		3-Ptr		Rebounds		PF	TP	A	TO	Blk	Stl	Min	
		FG	FGA	FG	FGA	FT	FTA								Off
01	Crawford, Drew	f	2-10	0-3	1-4	0	3	3	3	5	0	2	2	2	30
24	Shurna, John	f	8-21	3-9	2-8	2	2	0	2	1	21	1	2	0	37
30	Curletti, Davide	f	3-8	1-2	0-0	0	7	7	3	7	3	1	1	0	30
03	Sobolewski, Dave	g	0-5	0-3	0-0	0	0	1	3	0	1	3	0	1	22
11	Hearn, Reggie	g	1-3	1-3	5-6	0	4	4	2	8	2	2	0	1	32
02	Jimenez, Omar	g	0-0	0-0	0-0	0	0	0	0	0	0	0	0	0	1
04	Marcotullio, Alex	g	4-8	3-6	0-0	3	1	4	3	11	4	0	0	1	28
12	Mirkovic, Luka	g	0-0	0-0	0-0	0	3	3	1	0	0	0	0	0	10
13	Montgomery, James	g	0-0	0-0	0-0	0	0	0	0	0	0	0	0	0	1
15	Fruendt, Nick	g	0-0	0-0	0-0	0	0	0	0	0	0	0	0	0	9
	Team														
	<b>Totals</b>		<b>18-55</b>	<b>8-26</b>	<b>8-20</b>	<b>8</b>	<b>20</b>	<b>28</b>	<b>16</b>	<b>52</b>	<b>12</b>	<b>10</b>	<b>3</b>	<b>5</b>	<b>200</b>

FG % 1st Half: 9-30 30.0% 2nd half: 9-25 36.0% Game: 18-55 32.7%  
 3FG % 1st Half: 3-12 25.0% 2nd half: 5-14 35.7% Game: 8-26 30.8%  
 FT % 1st Half: 3-8 37.5% 2nd half: 5-12 41.7% Game: 8-20 40.0%

**Minnesota 75 • 15-5, 3-4**

#	Player	Total		3-Ptr		Rebounds		PF	TP	A	TO	Blk	Stl	Min	
		FG	FGA	FG	FGA	FT	FTA								Off
33	Williams, Rodney	f	5-9	0-1	1-1	1	2	3	4	11	2	0	3	4	27
50	Sampson III, Ralph	f	4-7	0-0	2-2	2	4	6	1	10	2	0	0	1	29
00	Welch, Julian	g	7-8	0-0	0-0	0	6	4	4	14	5	2	0	1	24
11	Coleman, Joe	g	5-7	0-0	6-10	1	4	5	1	16	3	0	0	3	28
20	Hollins, Austin	g	4-9	2-5	1-2	0	2	2	2	11	2	1	1	0	30
01	Hollins, Andre	g	2-5	0-2	2-2	0	3	3	1	6	1	3	0	0	11
10	Osenieks, Oto	g	1-2	0-1	0-0	0	0	0	0	2	1	0	0	0	12
13	Ahramis, Maverrick	g	0-1	0-0	0-0	0	1	1	2	0	0	0	0	0	13
02	Halvorsen, Chris	g	0-0	0-0	0-0	0	0	0	0	0	0	0	0	0	1
23	Armelin, Chip	g	2-4	1-2	0-0	0	1	1	2	5	2	2	0	1	13
30	Ingram, Andre	g	0-0	0-0	0-0	0	1	1	0	0	0	0	0	0	1
34	Shell, Kendal	g	0-0	0-0	0-0	0	0	0	0	0	0	0	0	0	1
55	Eliason, Elliott	g	0-0	0-0	0-0	0	0	0	0	0	0	1	0	1	10
	Team														
	<b>Totals</b>		<b>30-52</b>	<b>3-12</b>	<b>12-17</b>	<b>5</b>	<b>35</b>	<b>40</b>	<b>20</b>	<b>75</b>	<b>19</b>	<b>12</b>	<b>5</b>	<b>10</b>	<b>200</b>

FG % 1st Half: 16-29 55.2% 2nd half: 14-23 60.9% Game: 30-52 57.9%  
 3FG % 1st Half: 2-7 28.6% 2nd half: 1-5 20.0% Game: 3-12 25.0%  
 FT % 1st Half: 7-11 63.6% 2nd half: 5-6 83.3% Game: 12-17 70.6%

Officials: Mike Eades, Mike Sanzera, Terry Oglesby  
 Technical fouls: Northwestern-None. Minnesota-Welch, Julian.  
 Attendance: 12219

Score by periods	1st	2nd	Total
Northwestern	24	28	52
Minnesota	41	34	75

	In	Off	2nd	Fast	Bench
Points	Point	T/O	Chance	Break	
Northwestern	24	28	52		
Minnesota	41	34	75		

**Game 20**  
**Purdue 58, NU 56**  
**Jan. 28, 2012 • Evanston, Ill.**

John Shurna and Drew Crawford combined for 38 total points, but the joint effort wasn't enough as Purdue escaped from Welsh-Ryan Arena with a 58-56 victory over Northwestern. Crawford posted 23 points to lead all scorers. Shurna, who added 15, had a chance to win it at the buzzer, but his 3-point shot was off the mark as time expired. Neither team caught fire through the first half as freshman Dave Sobolewski knocked down two from the charity stripe to bring NU within one in the waning seconds of the half, but an Anthony Johnson buzzer-beater gave Purdue a 26-22 lead into the break. Purdue came out of the locker rooms hot, jumping out to an 8-3 run, but threes from Crawford and Alex Marcotullio, interspersed with a couple of Shurna buckets, gave the 'Cats a 40-36 advantage by the time the game hit the 12-minute mark. The Wildcats cooled off, however, only knocking down one basket in nearly five minutes of play. Both teams refused to give up and a back-and-forth ensued for the next five minutes, with neither team leading by more than five points. With the Wildcats trailing, Reggie Hearn, who notched a career-high eight rebounds on the day, recorded back-to-back baskets, the second of which tied things up at 56-56 with 41.9 seconds left. But with seconds ticking off the clock, Robbie Hummel shot a floater from the baseline to give Purdue the two-point edge with just eight seconds remaining. Shurna's last-ditch 3-pointer didn't connect, allowing the Boilermakers to escape.

**Purdue 58 • 15-7, 5-4**

#	Player	Total		3-Ptr		Rebounds		PF	TP	A	TO	Blk	Stl	Min
		FG	FGA	FG	FGA	FT	FTA							
21	Byrd, D.J.	f	4-10	2-6	2-2	1	3	4	1	12	0	0	0	35
4	Hummel, Robbie	f	5-11	1-3	0-0	1	2	3	3	11	1	0	1	35
0	Johnson, Terone	g	6-10	1-3	1-4	0	2	2	2	14	3	1	2	32
23	Jackson, Lewis	g	4-9	0-1	0-0	0	2	2	3	8	4	2	0	28
24	Smith, Ryne	g	0-4	0-4	0-0	1	1	2	2	0	1	0	0	33
1	Johnson, Anthony	g	2-4	2-3	0-0	0	1	1	2	6	0	1	0	31
12	Barlow, Kelsey	g	2-5	0-0	0-0	0	1	2	4	4	1	1	0	12
32	Hart, John	g	0-0	0-0	0-0	0	1	1	0	0	0	0	0	3
50	Carroll, Travis	g	1-1	0-0	1-2	1	1	2	1	3	0	0	0	11
	Team													
	<b>Totals</b>		<b>24-54</b>	<b>6-20</b>	<b>4-8</b>	<b>8</b>	<b>15</b>	<b>23</b>	<b>18</b>	<b>58</b>	<b>10</b>	<b>5</b>	<b>3</b>	<b>200</b>

FG % 1st Half: 11-30 36.7% 2nd half: 13-24 54.2% Game: 24-54 44.4%  
 3FG % 1st Half: 3-14 21.4% 2nd half: 3-6 50.0% Game: 6-20 30.0%  
 FT % 1st Half: 1-2 50.0% 2nd half: 3-6 50.0% Game: 4-8 50.0%

**Northwestern 56 • 12-8, 2-6**

#	Player	Total		3-Ptr		Rebounds		PF	TP	A	TO	Blk	Stl	Min
		FG	FGA	FG	FGA	FT	FTA							
1	Crawford, Drew	f	9-16	4-7	1-2	2	6	8	2	23	3	4	0	39
24	Shurna, John	f	6-11	2-5	1-2	3	4	7	3	15	4	1	0	40
30	Curletti, Davide	f	1-5	0-1	0-2	2	3	5	3	2	1	4	1	26
11	Hearn, Reggie	g	0-1	0-1	1-2	3	5	8	3	5	1	0	0	29
3	Sobolewski, Dave	g	1-4	1-1	5-6	1	2	3	1	8	3	0	1	39
15	Fruendt, Nick	g	0-0	0-0	0-0	0	0	0	0	0	0	0	0	0
4	Marcotullio, Alex	g	1-6	1-6	0-0	0	2	2	0	3	4	2	1	27
	Team													
	<b>Totals</b>		<b>20-45</b>	<b>8-21</b>	<b>8-14</b>	<b>13</b>	<b>24</b>	<b>37</b>	<b>12</b>	<b>56</b>	<b>16</b>	<b>16</b>	<b>7</b>	<b>200</b>

FG % 1st Half: 8-21 38.1% 2nd half: 13-24 54.2% Game: 20-45 44.4%  
 3FG % 1st Half: 2-6 33.3% 2nd half: 6-15 40.0% Game: 8-21 38.1%  
 FT % 1st Half: 4-8 50.0% 2nd half: 4-6 66.7% Game: 8-14 57.1%

Officials: Ted Valentine, Eric Curry, John Gaffney  
 Technical fouls: Purdue-None. Northwestern-None.  
 Attendance: 8117

Score by periods	1st	2nd	Total
Purdue	28	30	58
Northwestern	22	34	56

	In	Off	2nd	Fast	Bench
Points	Point	T/O	Chance	Break	
Purdue	28	30	58		
Northwestern	22	34	56		

**Game 21**  
**NU 84, Nebraska 74**  
**Feb. 2, 2012 • Evanston, Ill.**

Northwestern rode red-hot 3-point shooting in the first half and then withstood a Nebraska charge in the second period to post an 84-74 victory at Welsh-Ryan Arena. John Shurna posted a game-high 28 points on 9-of-13 shooting, while Drew Crawford added 21. NU came out of the gates firing from 3-point range as 10 of the team's first 11 field goal attempts were from beyond the arc. It was Nebraska that held a 21-19 lead, though, following Dylan Talley's trey with 9:38 left in the half. However, Shurna answered with a triple of his own and Crawford came up with a steal and a breakaway slam to put the 'Cats up by three. Following a bucket by Jorge Brian Diaz, Northwestern got a pair of 3-pointers from Sobolewski sandwiched around a trey by Shurna pushed the hosts' lead to 33-23 with 3:54 left before the half. In all, the Wildcats ended the stanza on a 22-5 run to take a 41-26 lead at the break. Nebraska scorched the nets to start the second half, as the Huskers made 10 of their first 11 field goal attempts as a 12-1 run cut the Wildcats' lead to 42-38. Brandon Richardson's steal and layup got the visitors to within 54-53 with 10:38 remaining. Northwestern finally got things going as trey by Crawford, an old-fashioned three-point play by Shurna and a triple by Reggie Hearn pushed the Wildcats' lead back up to 10, 63-53, with 9:13 left. The NU lead was 12 with five minutes left when the Huskers made one final surge. The Wildcats' edge was still nine with three minutes to go when back-to-back 3-pointers by Talley and Bo Spencer made cut Northwestern's advantage to 75-72 with 1:33 left. However, Shurna scored on an up-and-under on the other end, jump-starting an 8-0 run that put the game away.

**Nebraska 74 • 11-10, 3-7**

#	Player	Total		3-Ptr		Rebounds		PF	TP	A	TO	Blk	Stl	Min
		FG	FGA	FG	FGA	FT	FTA							
0	McCray, Toney	f	5-11	3-8	3-4	0	5	5	16	3	0	0	0	32
13	Ubel, Brandon	f	3-6	0-0	0-0	5	4	9	4	6	5	0	0	28
23	Spencer, Bo	g	8-15	4-10	4-5	0	1	1	1	24	1	8	1	39
25	Walker, Caleb	g	3-4	0-0	0-0	0	2	2	3	6	3	1	0	23
1	Richardson, Brandon	g	2-7	1-4	0-0	1	2	3	0	5	2	0	2	33
12	Hilliard Jr., Corey	g	0-0	0-0	0-0	0	0	0	0	0	0	0	0	0
21	Diaz, Jorge Brian	g	2-4	0-0	0-0	1	2	3	4	1	1	0	0	18
24	Talley, Dylan	g	5-7	3-4	0-0	1	2	3	3	13	1	2	0	27
3	Fox, Mike	g	0-0	0-0	0-0	0	0	0	0	0	0	0	0	0
	Team													
	<b>Totals</b>		<b>28-54</b>	<b>11-26</b>	<b>7-9</b>	<b>9</b>	<b>18</b>	<b>27</b>	<b>18</b>	<b>74</b>	<b>19</b>	<b>14</b>	<b>2</b>	<b>200</b>

## 2011-12 BOX SCORES AND RECAPS

### Game 22 NU 74, Illinois 70 Feb. 5, 2012 • Champaign, Ill.

John Shurna scored 17 of his game-high 24 points in the second half and Reggie Hearn added 16 of his career-high 20 in the opening stanza as Northwestern made the winning plays down the stretch to post a 74-70 victory over Illinois at Assembly Hall. NU shot 60.4 percent from the field in the contest (29-48), including 66.7 percent (14-21) in the second half. The Wildcats rode the red-hot shooting of Hearn early on. The junior scored 10 of Northwestern's first 15 points, all of them consecutively, as he made each of his first four early field goal attempts. When Shurna connected on a triple, it gave NU an 18-9 lead with 13:35 remaining in the half. Illinois would rally back to tie the game at 29 before Hearn's fourth triple of the half eventually gave the Wildcats a 36-33 lead at the break. The Wildcats were bridged from the field to open the half as they had scored just two points until Shurna answered Bertrand's 3-pointer with one of his own to get NU within 42-41 with 11:38 left. The Illini's advantage was 54-53 when Dave Sobolewski drilled a 3-pointer from the top of the key to put Northwestern up by two. It was a one-point lead for the Wildcats with three minutes to go when Hearn scored on a backdoor lay-in off a feed from Davide Curletti. Northwestern got consecutive defensive stops before Shurna got to the hoop and scored with 1:11 left to make it 66-61 in the visitors' favor. NU got a third straight stop of the defensive end before Illinois was forced to foul Sobolewski with 42 seconds remaining. The freshman calmly sank two free throws to push the Wildcats' edge to seven and helping seal the win.

Northwestern 74 • 14-8, 4-6															
#	Player	Total		3-Pr		Rebounds			PF	TP	A	TO	Bk	Stl	Min
		FG	FGA	FG	FGA	FT	FTA	Off							
24	Shurna, John	f	11-15	2-4	0-1	0	3	3	3	24	2	3	0	2	38
01	Crawford, Drew	g	5-13	0-4	3-4	3	1	4	3	13	4	2	0	1	40
03	Sobolewski, Dave	g	5-9	2-5	2-4	0	2	2	14	2	0	0	0	40	
04	Marcotullio, Alex	g	1-3	0-2	0-0	0	7	7	3	2	1	3	0	1	30
11	Hearn, Reggie	g	7-8	4-5	2-2	2	0	2	3	20	1	2	0	0	32
13	Montgomery, James	g	0-0	0-0	0-0	0	0	0	0	0	0	0	0	0	0+
15	Fruendt, Nick	g	0-0	0-0	0-0	0	0	0	0	0	0	0	0	0	0+
30	Curletti, Davide	g	0-0	0-0	1-4	0	4	4	2	1	2	0	0	1	20
Team						1	1	2							
Totals			29-48	8-20	8-15	6	18	24	16	74	12	10	0	5	200

FG % 1st Half:	15-27	55.6%	2nd half:	14-21	66.7%	Game:	29-48	60.4%	Deadball	
3FG % 1st Half:	6-13	46.2%	2nd half:	2-7	28.6%	Game:	8-20	40.0%	Rebounds	3
FT % 1st Half:	0-0	0.0%	2nd half:	5-13	53.3%	Game:	8-15	53.3%		

Illinois 70 • 16-7, 5-5															
#	Player	Total		3-Pr		Rebounds			PF	TP	A	TO	Bk	Stl	Min
		FG	FGA	FG	FGA	FT	FTA	Off							
12	Leonard, Meyers	c	10-12	0-0	1-2	3	6	9	2	21	0	3	2	0	40-
01	Richardson, D.J.	g	3-9	3-6	0-0	0	4	4	1	9	3	3	0	2	40-
02	Bertrand, Joseph	g	5-9	2-3	0-0	1	3	4	5	12	2	1	0	0	39
03	Paul, Brandon	g	6-11	6-10	4-6	1	2	3	1	22	4	1	0	0	40
13	Abrams, Tracy	g	2-0	0-2	3-2	1	1	2	3	6	8	4	0	0	28
00	Maniscalco, Sam	g	0-3	0-3	0-0	0	0	0	2	0	1	0	0	0	12
20	Henry, Myke	g	0-0	0-0	0-0	0	0	0	1	0	0	0	0	0	1
32	Egwu, Nnanna	g	0-0	0-0	0-0	0	0	0	0	0	0	0	0	0	0+
Team						0	0	0							
Totals			26-48	11-24	7-11	6	16	22	15	70	18	12	2	2	200

FG % 1st Half:	13-22	59.1%	2nd half:	13-26	50.0%	Game:	26-48	54.2%	Deadball	
3FG % 1st Half:	5-11	45.5%	2nd half:	6-12	50.0%	Game:	11-24	45.8%	Rebounds	2.1
FT % 1st Half:	2-5	40.0%	2nd half:	5-6	83.3%	Game:	7-11	63.6%		

Officials: Mike Sanzere, Tom Eades, Terry Oglesby  
 Technical fouls: Northwestern-None, Illinois-None.  
 Attendance: 15461

Score by periods				Points					
	1st	2nd	Total	Points	In	Off	2nd	Fast	
				T/O	Paint	T/O	Chance	Break	
Northwestern	36	38	74	NU	36	13	6	4	1
Illinois	33	37	70	ILL	24	4	7	0	0

### Game 23 NU 83, Iowa 54 Feb. 9, 2012 • Evanston, Ill.

Dave Sobolewski scored a season-high 23 points to go along with seven assists and four steals as Northwestern pulled away from Iowa in the second half for an 83-64 victory at Welsh-Ryan Arena. All five Wildcat starters finished in double figures as John Shurna had 17 points, Reggie Hearn had 16, Alex Marcotullio had 13 and Drew Crawford added 11. After Iowa jumped out to an early 7-3 lead, the Wildcats got things going and found the fast tempo to their liking. A 16-2 run by Northwestern gave the hosts a 19-9 lead with 12:30 remaining. Iowa would chip away at the deficit and got to within 24-23 on Matt Gatens' 3-pointer with seven minutes left. However, the Wildcats responded with a 12-2 run to give them their largest lead of the half, 36-25, as Shurna knocked down a pair of treys during the surge. NU would eventually take a 38-29 advantage at the intermission. The lead was still nine with 15 minutes left when the Wildcats began to pull away. Sobolewski drilled a triple before Davide Curletti made a free throw and then a jumper from the elbow to push Northwestern's lead to 56-41. Three points by Aaron White got Iowa back within 12, but a free throw by Shurna preceded a pair of makes from distance by Hearn sandwiched around a hoop by Sobolewski that extended the lead to 21, 65-44, with nine minutes left. Iowa would get no closer than 15 the rest of the way. The Wildcats dished out 22 assists in the contest, paced by seven from Sobolewski and six from Marcotullio, while committing only seven turnovers. On the other side, NU forced Iowa into 18 miscues which they turned into 20 points.

Iowa 64 • 13-12, 5-7															
#	Player	Total		3-Pr		Rebounds			PF	TP	A	TO	Bk	Stl	Min
		FG	FGA	FG	FGA	FT	FTA	Off							
15	McCabe, Zach	f	0-2	0-1	0-0	1	0	1	4	0	2	2	0	0	18
30	White, Aaron	f	7-10	2-3	1-1	4	8	12	2	17	4	1	0	0	35
4	Marble, Roy Devyn	f	3-6	1-2	3-3	1	1	2	0	10	3	2	0	1	33
24	Cartwright, Bryce	g	1-4	0-0	0-2	0	3	3	3	2	5	0	1	1	31
5	Gatens, Matt	g	5-10	3-5	2-2	0	2	2	2	15	1	1	0	0	35
08	Olasemi, Gabriel	g	0-0	0-0	0-0	0	0	0	0	0	0	0	0	0	1
1	Basabe, Melsahn	g	5-7	0-0	3-5	2	3	5	3	13	0	0	1	0	18
14	McCarty, Steven	g	0-0	0-0	0-0	0	0	0	0	0	0	0	0	0	1
2	Oglesby, Josh	g	2-5	1-2	0-0	0	0	0	0	1	5	1	0	0	17
20	Brommier, Andrew	g	0-0	0-0	2-2	0	0	0	0	3	2	0	0	0	1
25	May, Eric	g	0-1	0-1	0-0	0	1	1	2	0	1	3	0	0	8
32	Stubbs, Brandon	g	0-0	0-0	0-0	0	0	0	0	0	0	1	0	0	1
34	Stokes, Darius	g	0-0	0-0	0-0	0	0	0	0	0	0	0	0	0	1
Team						2	1	3							
Totals			23-45	7-14	11-15	10	19	29	20	64	14	18	2	2	200

FG % 1st Half:	11-25	44.0%	2nd half:	12-20	60.0%	Game:	23-45	51.1%	Deadball	
3FG % 1st Half:	3-7	42.9%	2nd half:	4-7	57.1%	Game:	7-14	50.0%	Rebounds	2
FT % 1st Half:	4-6	66.7%	2nd half:	7-9	77.8%	Game:	11-15	73.3%		

Northwestern 83 • 15-8, 5-6															
#	Player	Total		3-Pr		Rebounds			PF	TP	A	TO	Bk	Stl	Min
		FG	FGA	FG	FGA	FT	FTA	Off							
1	Crawford, Drew	f	5-13	1-5	0-0	3	2	5	2	11	4	1	0	1	37
11	Hearn, Reggie	f	5-8	3-5	3-4	0	3	3	2	16	1	2	1	0	30
24	Shurna, John	f	5-9	3-5	4-7	1	3	4	0	17	1	0	1	4	37
3	Sobolewski, Dave	g	7-8	3-3	6-8	1	0	1	3	23	7	3	0	4	40
4	Marcotullio, Alex	g	4-8	3-7	2-2	0	1	1	2	13	6	0	0	1	26
13	Montgomery, James	g	0-0	0-0	0-0	0	0	0	0	0	0	0	0	0	1
15	Fruendt, Nick	g	0-1	0-0	0-0	1	2	3	3	0	1	0	0	0	10
21	Jimenez, Omar	g	0-0	0-0	0-0	0	0	0	0	0	0	0	0	0	1
30	Curletti, Davide	g	1-1	0-0	1-2	1	2	3	3	3	2	2	0	0	18
Team						0	1	1							
Totals			27-48	13-25	16-23	7	14	21	15	83	22	7	3	11	200

FG % 1st Half:	15-27	55.6%	2nd half:	27-48	56.3%	Game:	27-48	56.3%	Deadball	
3FG % 1st Half:	7-15	46.7%	2nd half:	6-10	60.0%	Game:	13-25	52.0%	Rebounds	2
FT % 1st Half:	1-3	33.3%	2nd half:	15-20	75.0%	Game:	16-19	84.2%		

Officials: Jim Burr, Lamont Simpson, Glen Mayborg  
 Technical fouls: Iowa-None, Northwestern-None.  
 Attendance: 6013  
 Sobolewski - New career high in points (Previous 20 vs Penn St 1/1/12)

Score by periods				Points					
	1st	2nd	Total	Points	In	Off	2nd	Fast	
				T/O	Paint	T/O	Chance	Break	
Iowa	23	25	48	IOWA	28	6	13	2	20
Northwestern	38	45	83	NU	36	20	4	13	3

### Game 24 Purdue 87, NU 77 Feb. 12, 2012 • West Lafayette, Ind.

John Shurna scored 21 of his game-high 30 points over the final eight minutes of play, but Purdue was able to out-score Northwestern in a shootout after the break as the Boilermakers snapped the Wildcats' three-game winning streak 87-77 at Mackey Arena. Following a rugged first half, both teams posted over 50 points in the second stanza. Both offenses struggled in the opening half, but it was Purdue that jumped out to an early 7-2 lead. However, behind a 3-pointer and another basket by Fort Wayne native Reggie Hearn the Wildcats took their first lead at 10-8. The teams would continue to battle back and forth as Sobolewski's trey with 2:10 left tied the game, 23-23. The teams would trade baskets before the Boilermakers finished the half on a 6-1 run to take a 31-26 led at the break. The Boilermakers pushed their lead to seven early in the second half, but Hearn helped the 'Cats come back by scoring seven early points. D.J. Byrd was able to scoring eight consecutive points for Purdue as the hosts went back up 47-42. Northwestern would respond with three straight hoops, though, including a backdoor layup by Hearn that gave the Wildcats the lead right back, 48-47. Shurna's layup would tie the game 57-57, but consecutive triples by Terone Johnson and Byrd pushed Purdue's advantage back up to six with just under six minutes left. The deficit was seven when Shurna drilled a tough 3-pointer from in front of the NU bench to get the Wildcats within 65-61 with 4:42 remaining. However, Purdue was able to ice the game at the free throw line down the stretch.

Northwestern 77 • 15-9, 5-7															
#	Player	Total		3-Pr		Rebounds			PF	TP	A	TO	Bk	Stl	Min
		FG	FGA	FG	FGA	FT	FTA	Off							
01	Crawford, Drew	*f	6-16	0-2	2-3	1	2	3	4	14	3	1	0	0	37
03	Sobolewski, Dave	*f	4-6	2-3	2-2	1	1	2	4	12	3	0	0	0	39
04	Marcotullio, Alex	*f	1-1	1-1	0-0	0	0	0	5	3	1	3	0	1	30
11	Hearn, Reggie	*f	6-12	3-7	1-2	1	7	8	2	16	0	3	0	0	33
24	Shurna, John	*f	11-20	4-9	4-6	1	6	7	1	30	4	0	2	0	39
15	Fruendt, Nick	*f	0-2	0-1	0-0	1	0	1	4	0	1	0	1	1	9
23	Cobb, JerShon	*f	0-0	0-0	1-2	0	0	0	0	1	0	0	0	0	0
30	Curletti, Davide	*f	0-0	0-0	1-2	1	3	4	4						



## 2011-12 BOX SCORES AND RECAPS

### Game 28

#### NU 67, Penn State 66

**Feb. 25, 2012 • University Park, Pa.**

John Shurna hit two free throws with 2.6 seconds remaining to lift Northwestern to a 67-66 win over Penn State at Bryce Jordan Center. Shurna paced the Wildcats with 23 points to go along with six assists and five blocked shots. With the hosts leading by one, Jon Graham was fouled with 14.1 seconds left. He would miss both free throw attempts, though, and Shurna grabbed the rebound. NU pushed the ball into the front court and got it to Shurna in the post and Graham was called for a shooting foul. Shurna made the first to tie it and after a timeout connected on the second attempt as well. Northwestern did most of its work from the perimeter in the contest, making 15 of 29 3-point field goal attempts. Penn State jumped out to an 18-10 lead, but the Wildcats would respond by going on a 15-2 run to surge in front 25-20. PSU would creep back within two behind six straight points from Tim Frazier, but 3-pointers down the stretch from Alex Marcotullio and JerShon Cobb helped Northwestern take a 34-28 lead at the break. Shurna connected on a long triple from the top of the key and then scored on a transition layup to give Northwestern a 43-34 lead with 15 minutes left. The Nittany Lions refused to go away, though, as Frazier scored eight points during an 18-6 run, capped by a triple by Cameron Woodyard, that put the hosts in front 52-49 with 8:39 left. With the game tied at 63, Shurna put NU back in front with a jumper in the lane with 3:17 to go before Frazier scored on a three-point play on the other end. Neither team would be able to score the rest of the way until Shurna's decisive free throws.

#### Northwestern 67 • 17-11, 7-9

#	Player	Total		3-Ptr		Rebounds			PF	TP	A	TO	Blk	Stl	Min
		FG	FGA	FG	FGA	FT	FTA	Off							
01	Crawford, Drew	f	4-9	4-5	1-2	3	4	2	23	3	0	0	1	27	
24	Shurna, John	f	7-17	3-9	6-8	0	2	2	0	23	6	0	5	34	
03	Sobolewski, Dave	g	3-8	1-3	1-1	0	1	1	4	8	2	2	0	36	
11	Hearn, Reggie	g	2-5	2-4	0-1	1	2	3	2	6	1	2	0	35	
23	Cobb, JerShon	g	2-4	1-2	0-0	0	1	1	2	5	2	1	0	33	
04	Marcotullio, Alex	g	4-7	4-6	0-0	0	1	1	12	0	1	1	0	24	
30	Curietti, Davide	g	0-0	0-0	0-0	0	1	1	2	0	3	1	0	9	
	Team					1	3	4							
<b>Totals</b>			22-50	15-29	8-12	5	17	22	13	67	15	10	6	8	

FG % 1st Half:	11-23 47.8%	2nd half:	11-27 40.7%	Game:	22-50 44.0%	Deadball	
3FG % 1st Half:	8-16 50.0%	2nd half:	7-13 53.8%	Game:	15-29 51.7%	Rebounds	2
FT % 1st Half:	4-8 50.0%	2nd half:	4-4 100.0	Game:	8-12 66.7%		

#### Penn State 66 • 12-17, 4-12

#	Player	Total		3-Ptr		Rebounds			PF	TP	A	TO	Blk	Stl	Min
		FG	FGA	FG	FGA	FT	FTA	Off							
25	Graham, Jon	f	5-6	0-0	0-2	1	2	3	4	10	0	1	0	1	19
43	Travis, Ross	f	5-8	0-0	0-0	4	5	9	3	10	1	3	0	31	
20	Colella, Nick	g	1-5	0-4	0-0	0	4	4	1	2	1	1	0	24	
23	Frazier, Tim	g	9-17	1-2	4-4	1	0	1	2	23	8	1	0	39	
24	Woodyard, Cameron	g	3-8	2-3	0-0	2	5	7	0	8	1	1	0	37	
03	Lewis, Trey	g	0-1	0-1	0-0	0	0	0	0	1	1	0	0	5	
05	Glover, Matt	g	0-1	0-1	0-2	2	3	5	2	0	1	2	0	1	
11	Marshall, Jermaine	g	4-9	0-3	0-0	2	5	7	2	8	3	2	0	23	
21	Borujak, Sasa	g	2-2	0-0	1-1	0	0	1	1	5	0	0	1	13	
	Team					0	1	1							
<b>Totals</b>			29-57	3-14	5-9	12	25	37	15	66	15	12	0	5	

FG % 1st Half:	12-29 41.4%	2nd half:	17-28 60.7%	Game:	29-57 50.9%	Deadball	
3FG % 1st Half:	1-9 11.1%	2nd half:	2-5 40.0%	Game:	3-14 21.4%	Rebounds	3
FT % 1st Half:	3-5 60.0%	2nd half:	2-4 50.0%	Game:	5-9 55.6%		

Officials: Gene Steratore, Wally Rubeck, Ron Tyburnki  
 Technical fouls: Northwestern-None, Penn State-None.  
 Attendance: 8513

Score by periods	1st	2nd	Total	In	Off	2nd	Fast	Bench
Northwestern	34	33	67	Points	Point	Y/O	Chance	Break
Penn State	28	38	66	NU	40	12	11	6
				PSU	40	12	11	6

### Game 29

#### #10 Ohio State 75, NU 73

**Feb. 29, 2012 • Evanston, Ill.**

Northwestern rallied from 12 points down with under six minutes left to tie the game, but No. 10 Ohio State edged the 'Cats, 75-73, in the closing seconds. An Alex Marcotullio 3-pointer tied the game at 73-73 with 7.7 seconds remaining. However, Jared Sullinger scored the winning bucket with 3.1 seconds left and John Shurna's attempt from just inside halfcourt bounced off the front of the rim. Ohio State connected on its first six field goal attempts in the contest as it jumped out to an 18-8 lead. With his team trailing by 12, 30-18, with just under five minutes left, Shurna caught fire, hitting a trio of 3-pointers the rest of the period to keep NU within 39-29 at the half. Trailing by 12 with 5:39 left, Marcotullio started the comeback with a 3-pointer and Shurna connected on a pair of free throw to make it 70-63 with 4:47 remaining. Coming out of the final media timeout, Reggie Hearn scored on a layup to make it a five-point game. Deshaun Thomas pushed the Buckeyes' lead back to eight with a triple, but Dave Sobolewski answered with one of his own out of the corner to make it 73-68. JerShon Cobb was fouled with 47.1 seconds to go and hit two from the charity stripe to get Northwestern within three. NU then forced a turnover and Hearn missed a jumper, but Cobb came up with a huge steal to give the Wildcats another chance. Marcotullio's triple following a timeout tied the game, but Sullinger had the answer off a feed from Aaron Craft.

#### Ohio State 75 • 24-6, 12-5

#	Player	Total		3-Ptr		Rebounds			PF	TP	A	TO	Blk	Stl	Min
		FG	FGA	FG	FGA	FT	FTA	Off							
0	Sullinger, Jared	f	8-15	0-0	6-8	11	7	18	3	22	3	4	2	0	37
1	Thomas, Deshaun	f	8-15	2-5	1-1	4	6	10	2	19	2	1	0	1	40
32	Smith Jr., Lenzelle	g	4-8	0-3	4-6	1	2	3	12	7	2	0	0	33	
41	Craft, Aaron	g	5-7	4-5	0-0	0	2	2	14	2	4	2	4	40	
44	Burford, William	g	3-10	0-4	0-0	2	4	6	3	6	4	1	0	27	
12	Thompson, Sam	g	1-2	0-1	0-1	0	2	2	2	2	1	2	0	16	
3	Scott, Shannon	g	0-1	0-1	0-0	0	1	1	2	0	1	1	0	4	
30	Ravenel, Evan	g	0-0	0-0	0-0	0	0	0	0	0	1	1	0	3	
	Team					2	2	2							
<b>Totals</b>			29-58	6-19	11-16	20	24	44	17	75	20	16	4	5	

FG % 1st Half:	16-27 59.3%	2nd half:	13-31 41.9%	Game:	29-58 50.0%	Deadball	
3FG % 1st Half:	2-7 28.6%	2nd half:	4-12 33.3%	Game:	6-19 31.6%	Rebounds	2
FT % 1st Half:	5-7 71.4%	2nd half:	6-9 66.7%	Game:	11-16 68.8%		

#### Northwestern 73 • 17-12, 7-10

#	Player	Total		3-Ptr		Rebounds			PF	TP	A	TO	Blk	Stl	Min
		FG	FGA	FG	FGA	FT	FTA	Off							
1	Crawford, Drew	f	9-11	4-5	1-5	5	6	11	2	23	3	0	0	1	27
24	Shurna, John	f	7-19	4-10	4-4	2	1	3	2	22	3	0	0	39	
11	Hearn, Reggie	g	4-8	1-3	0-0	1	0	1	4	9	5	1	0	31	
23	Cobb, JerShon	g	1-3	1-2	3-4	0	3	3	0	6	1	2	1	21	
03	Sobolewski, Dave	g	2-3	1-2	0-0	0	1	1	5	3	0	3	0	34	
15	Fruendt, Nick	g	0-0	0-0	0-0	0	0	0	0	0	0	3	0	2	
30	Curietti, Davide	g	1-3	0-0	0-0	1	3	4	3	2	3	0	0	21	
4	Marcotullio, Alex	g	2-5	2-4	0-0	0	0	0	3	6	3	1	1	21	
	Team					2	2	2							
<b>Totals</b>			26-52	13-27	8-13	6	12	18	15	73	21	7	2	7	

FG % 1st Half:	11-26 42.3%	2nd half:	15-26 57.7%	Game:	26-52 50.0%	Deadball	
3FG % 1st Half:	7-16 43.8%	2nd half:	6-11 54.5%	Game:	13-27 48.1%	Rebounds	1
FT % 1st Half:	0-1 0.0%	2nd half:	8-12 66.7%	Game:	8-13 61.5%		

Officials: Mike Sanzone, Ed Hightower, Ray Perrone  
 Technical fouls: Ohio State-None, Northwestern-None.  
 Attendance: 8117

Score by periods	1st	2nd	Total	In	Off	2nd	Fast	Bench
Ohio State	39	36	75	Points	Point	Y/O	Chance	Break
Northwestern	29	44	73	OSU	38	8	7	0
				NU	24	21	7	2

### Game 30

#### NU 70, Iowa 66

**March 3, 2012 • Iowa City, Iowa**

A 27-5 first-half run helped turn a 15-point deficit into a seven-point lead as Northwestern held off Iowa for a 70-66 win at Carver-Hawkeye Arena. Drew Crawford led the way, posting 18 points, seven rebounds and five steals. Northwestern led 7-5 early on, but the Wildcats' shooting struggles caught up to them. NU connected on just two of its first 15 field goal attempts as Iowa went on a 15-0 run to surge in front 20-7. Trailing 28-13 with 9:27 left, Crawford started the comeback with a 3-pointer. A steal by Crawford led to a layup by Cobb that get the Wildcats within 10. The teams traded baskets before Alex Marcotullio drilled a long triple from the right wing to make it a seven-point game. The deficit was 10 with under five minutes left when a 19-2 run to close the half completely turned the game around. NU took a 42-35 lead at the break, thanks in large part to forcing 13 Iowa turnovers over the opening 20 minutes of play. NU's lead was 10 when Iowa rattled off three straight baskets to make it four-point game with 8:34 left. Baskets by Hearn and Crawford pushed the lead back up to eight, but Iowa continued to hang around. The advantage was five with two minutes remaining when Gatens drilled an open 3-pointer to get the Hawkeyes within two. Sobolewski hit two from the free throw line with 16.9 seconds left to push the advantage to four, but Bryce Cartwright scored on the other end to make it 68-66. John Shurna missed the front end of the bonus and the Hawkeyes rebounded with a chance to tie or take the lead. Josh Oglesby got loose for a 3-point try, but it barely missed and Northwestern got the rebound. Marcotullio converted on a pair from the charity stripe with 2.0 seconds remaining to seal the win.

#### Northwestern 70 • 18-12, 8-10

#	Player	Total		3-Ptr		Rebounds			PF	TP	A	TO	Blk	Stl	Min
		FG	FGA	FG	FGA	FT	FTA	Off							
01	Crawford, Drew	f	5-15	2-7	6-7	6	1	7	2	18	0	3	0	5	38
23	Cobb, JerShon	f	6-11	1-4	0-1	0	0	0	1	13	3	1	0	1	29
24	Shurna, John	f	4-11	1-4	0-2	0	3	3	2	9	3	2	0	1	33
03	Sobolewski, Dave	g	1-5	0-0	7-7	1	1	2	3	9	2	3	0	0	35
11	Hearn, Reggie	g	4-8	0-1	1-2	1	5	6	5	9	1	0	0	25	
04	Marcotullio, Alex	g	1-2	1-1	2-2	1	1	2	3	5	0	1	0	15	
15	Fruendt, Nick	g	0-0	0-0	0-0	0	0	0	0	0	0	0	0	1	
30	Curietti, Davide	g	3-5	0-0	1-2	4	4	4	1	7	2	0	0	0	
	Team					1	2	2							
<b>Totals</b>			24-57	5-17	17-23	14	13	27	17	70	11	10	0	11	

FG % 1st Half:	14-33 42.4%	2nd half:	10-24 41.7%	Game:	24-57 42.1%	Deadball	
3FG % 1st Half:	3-11 27.3%	2nd half:	2-6 33.3%	Game:	5-17 29.4%	Rebounds	1
FT % 1st Half:	11-13 84.6%	2nd half:	2-10 20.0%	Game:	17-23 73.9%		

#### Iowa 66 • 16-15, 8-10

#	Player	Total		3-Ptr		Rebounds			PF	TP	A	TO	Blk	Stl	Min
		FG	FGA	FG	FGA	FT	FTA	Off							
15	McCabe, Zach</														

2011-12 BOX SCORES AND RECAPS

**Game 31**  
**Minnesota 75, NU 68 (OT)**  
**March 8, 2012 • Indianapolis, Ind.**

JerShon Cobb posted 24 points and eight rebounds and John Shurna added 21 points, but Northwestern was out-scored 14-7 in overtime as it was eliminated from the Big Ten tournament with a 75-68 loss to Minnesota. NU led 61-57 with 4:06 remaining in regulation following four straight points by Cobb, but the Wildcats were unable to score again in the second half. Julian Welch scored with 2:29 left before Andre Hollins scored on a layup with 55.2 seconds left to tie the game. In the OT, Welch's triple gave Minnesota a 65-62 lead with 3:41 left. Cobb scored on a put-back to cut the deficit to one, but Austin Hollins hit a trey to make it a four-point game. Two free throws by Davide Curletti preceded one make from Chip Armelin. Reggie Hearn connected on two from the charity stripe with 1:22 to go, but Andre Hollins scored in the lane and NU turned it over on its next possession. A dunk by Rodney Williams extended the Gophers' lead to five with 19.7 seconds to go to seal it. Minnesota rode the hot hand of Andre Hollins early on. He scored 13 of his team's first 15 points as the Gophers jumped out to an early 10-point lead. A pair of 3-pointers by Shurna triggered an 11-0 run that gave NU a 19-17 edge. Northwestern would eventually take a 36-34 lead at the break. Minnesota jumped out to a 45-40 lead with just over 14 minutes remaining, but the game was tied at 50 apiece when Alex Marcotullio put the 'Cats in front with a triple. The Gophers would tie the game at 57 before the Wildcats got four straight from Cobb to go up four with just over four minutes left, but NU was unable to close it out in regulation.

**Minnesota 75 • 19-13**

#	Player	Total		3-Ptr		Rebounds			PF	TP	A	TO	Blk	Stl	Min
		FG	FGA	FG	FGA	FT	FTA	Off							
01	HOLLINS, Andre	* 10-17	5-10	0-0	0	5	5	2	25	0	1	1	0	37	
11	Coleman, Joe	* 2-5	0-0	0-0	0	2	5	7	2	4	2	3	1	23	
20	Hollins, Austin	* 5-9	2-5	0-0	1	6	7	3	12	6	4	0	1	33	
33	Williams, Rodney	* 5-13	1-3	1-2	1	5	6	4	12	2	1	1	3	41	
55	Elison, Elliott	* 2-5	0-0	0-0	6	4	10	4	4	2	0	1	0	29	
60	Welch, Julian	4-7	3-6	0-0	2	1	3	2	11	2	3	0	1	30	
10	Osenieks, Oto	0-0	0-0	0-0	0	0	0	0	0	0	0	0	0	1	
13	Ahanmisi, Maverick	0-0	0-0	0-0	0	0	0	0	0	1	1	0	0	8	
23	Armelin, Chip	1-6	0-2	4-6	1	2	3	1	6	0	1	0	0	15	
30	Ingram, Andre	0-0	0-0	1-2	0	0	0	0	1	0	0	0	0	8	
Team					0	3	3								
Totals		29-62	11-26	6-10	13	31	44	18	75	15	14	4	6	225	

FG % 1st Half: 13-29 44.8% 2nd half: 12-26 46.2% OT: 4-7 57.1% Game: 29-62 46.8% Deadball Rebounds  
 3FG % 1st Half: 7-15 46.7% 2nd half: 2-9 22.2% OT: 2-2 100.0% Game: 11-26 42.3%  
 FT % 1st Half: 1-2 50.0% 2nd half: 1-2 50.0% OT: 4-6 66.7% Game: 6-10 60.0%

**Northwestern 68 • 18-13**

#	Player	Total		3-Ptr		Rebounds			PF	TP	A	TO	Blk	Stl	Min
		FG	FGA	FG	FGA	FT	FTA	Off							
01	CRAWFORD, Drew	* 2-11	0-3	4-4	1	6	7	2	8	3	1	1	5	42	
03	SOBOLEWSKI, Dave	* 0-6	0-4	2-4	0	3	4	2	6	3	0	1	1	42	
11	Hearn, Reggie	* 1-7	1-4	2-2	1	0	1	3	5	0	1	0	3	28	
23	Cobb, JerShon	* 8-12	3-3	5-5	3	5	8	2	24	0	3	0	2	36	
24	Shurna, John	* 7-16	5-8	2-4	0	3	3	0	21	1	0	2	0	45	
04	MARCOTULLIO, Alex	2-4	2-4	0-0	0	1	1	3	6	1	0	0	0	17	
30	Curletti, Davide	0-1	0-0	2-2	0	1	2	0	3	2	0	0	1	15	
Team					3	2	5								
Totals		20-57	11-26	17-21	8	21	29	14	68	11	8	3	12	225	

FG % 1st Half: 9-20 40.0% 2nd half: 7-21 33.3% OT: 1-6 16.7% Game: 20-57 35.1% Deadball Rebounds  
 3FG % 1st Half: 1-2 50.0% 2nd half: 1-2 50.0% OT: 0-1 0.0% Game: 11-26 42.3%  
 FT % 1st Half: 3-3 100.0% 2nd half: 9-10 90.0% OT: 5-8 62.5% Game: 17-21 81.0%

Officials: Terry Wymer, Lamont Simpson & Bill Ek  
 Technical fouls: Minnesota-None. Northwestern-None.  
 Attendance:

Score by periods	1st	2nd	OT	Total
Minnesota	34	27	14	75
Northwestern	36	25	7	68

Points	In	Off	2nd	Fast	Bench
T/O	Chance	Break			
MINN	24	8	11	9	18
NU	12	12	8	4	8

**Game 32**  
**NU 76, Akron 74**  
**March 13, 2012 • Evanston, Ill.**

Drew Crawford scored a game-high 27 points and John Shurna had a double-double with 23 points and 11 rebounds to go along with seven assists as Northwestern held off Akron for a 76-74 win in the opening round of the National Invitation Tournament. With his jumper with 6:25 left in the first half, Shurna became just the 27th Big Ten player to exceed the 2,000 career-point mark. Crawford lit up the court late in the first half, connecting on 8-of-10 field goals, including two from distance, to log 16 of the Wildcats' final 20 points heading into halftime. NU led by as many as 15 points in the opening stanza, but the Zips scored the last seven points to close to within 42-34 at the break. Crawford picked up the second half right where he left off and knocked down another 3-pointer, but things went cold for the Wildcats, who remained scoreless for the next seven minutes. Akron used an early 9-0 run to sneak its way back into the game and eventually took a 51-49 lead with 12:54 left in the game. The two squads battled back-and-forth through much of the second stanza, but a 3-pointer by Shurna gave the Wildcats another three-point advantage with 1:33 left. Akron had the ball down by three in the closing seconds when NU opted to put the Zips on the charity stripe with 3.7 seconds to go. Quincy Diggs made the first free throw before missing the second intentionally. Akron got the ball out of bounds with 3.5 seconds left, but Alex Abreu's potential game-winning 3-pointer at the buzzer was off the mark.

**Akron 74 • 22-12**

#	Player	Total		3-Ptr		Rebounds			PF	TP	A	TO	Blk	Stl	Min
		FG	FGA	FG	FGA	FT	FTA	Off							
13	CVETINOVIC, Nikola	f 5-12	0-1	0-0	4	1	5	1	10	2	1	0	0	30	
23	GILLIAM, Chauncey	f 5-5	2-2	0-1	0	2	2	1	12	1	2	0	0	25	
44	MARSHALL, Zeke	c 8-10	0-0	1-1	1	6	7	2	17	0	0	1	1	26	
11	ABREU, Alex	g 2-8	0-3	0-0	1	4	5	4	10	3	0	0	0	38	
7	WALSH, Brian	g 2-9	1-7	4-5	2	3	5	3	9	1	1	0	0	30	
1	TREADWELL, Demetrius	0-4	0-0	0-0	1	2	3	1	0	1	2	1	0	15	
10	HARNEY, Nick	2-4	0-0	0-0	0	2	2	1	4	2	2	0	2	8	
22	DIGGS, Quincy	6-13	3-5	3-4	4	2	6	0	18	3	1	0	1	26	
5	McCLANAHAN, Brett	0-2	0-1	0-0	0	1	1	0	0	0	0	0	0	2	
Team					6	3	9								
Totals		30-67	6-19	8-11	19	26	45	13	74	20	12	2	4	200	

FG % 1st Half: 15-37 40.5% 2nd half: 15-30 50.0% Game: 30-67 44.8% Deadball Rebounds  
 3FG % 1st Half: 2-8 25.0% 2nd half: 4-11 36.4% Game: 6-19 31.6%  
 FT % 1st Half: 2-3 66.7% 2nd half: 6-8 75.0% Game: 9-11 81.8%

**Northwestern 76 • 19-13**

#	Player	Total		3-Ptr		Rebounds			PF	TP	A	TO	Blk	Stl	Min
		FG	FGA	FG	FGA	FT	FTA	Off							
1	Crawford, Drew	f 10-15	3-7	4-5	2	5	7	2	27	4	1	0	1	36	
11	Hearn, Reggie	f 2-5	0-1	0-0	3	1	4	2	4	3	0	0	0	23	
24	Shurna, John	f 8-22	5-11	2-3	4	7	11	4	23	7	2	2	1	40	
23	Cobb, JerShon	g 8-10	1-2	2-2	0	3	3	0	19	1	2	0	1	29	
1	Sobolewski, Dave	g 0-3	0-2	0-1	0	1	1	2	0	5	1	0	0	32	
15	Fruendt, Nick	0-1	0-1	0-0	0	0	0	0	1	0	0	0	0	3	
30	Curletti, Davide	0-2	0-0	0-0	0	1	1	0	2	0	2	0	0	10	
4	Marcotullio, Alex	1-4	1-3	0-0	0	2	2	1	3	2	0	1	3	27	
Team					1	2									
Totals		29-62	10-27	8-11	10	21	31	12	76	25	6	5	6	200	

FG % 1st Half: 17-30 56.7% 2nd half: 12-32 37.5% Game: 29-62 46.8% Deadball Rebounds  
 3FG % 1st Half: 5-11 45.5% 2nd half: 5-16 31.3% Game: 10-27 37.0%  
 FT % 1st Half: 3-4 75.0% 2nd half: 5-7 71.4% Game: 8-11 72.7%

Officials: Jim Burr, Gene Steratore, Jeff Clark  
 Technical fouls: Akron-None. Northwestern-None.  
 Attendance: 2319

Score by periods	1st	2nd	Total
Akron	34	40	74
Northwestern	42	34	76

Points	In	Off	2nd	Fast	Bench
T/O	Chance	Break			
AKRON	40	9	12	6	22
NU	22	17	14	2	3

## 2011-12 GAME HIGHS AND LOWS

### NORTHWESTERN HIGHS

POINTS	92	vs Miss. Valley St. (12/2/11)
FIELD GOALS MADE	34	vs Miss. Valley St. (12/2/11)
FIELD GOAL ATTEMPTS	67	vs Miss. Valley St. (12/2/11)
FIELD GOAL PERCENTAGE	.604 (29-48)	at Illinois (2/5/12)
3 PT FIELD GOALS MADE	20	vs Miss. Valley St. (12/2/11)
3 PT FG ATTEMPTS	39	vs Miss. Valley St. (12/2/11)
3 PT FG PERCENTAGE	.522 (12-23)	vs Eastern Illinois (12/18/11)
FREE THROWS MADE	24	vs Nebraska (2/2/12)
	24	vs LSU (11/17/11)
FREE THROW ATTEMPTS	29	vs Nebraska (2/2/12)
	29	vs Michigan State (1/14/12)
FREE THROW PERCENTAGE	1.000 (12-12)	at Creighton (12/22/11)
REBOUNDS	41	vs Miss. Valley St. (12/2/11)
ASSISTS	30	vs Miss. Valley St. (12/2/11)
STEALS	12	vs Minnesota (3/8/12)
BLOCKED SHOTS	8	vs Eastern Illinois (12/18/11)
TURNOVERS	16	vs Purdue (1/28/12)
	16	at Michigan (1/11/12)
FOULS	24	at Purdue (2/12/12)

### NORTHWESTERN LOWS

POINTS	41	vs Baylor (12/4/11)
FIELD GOALS MADE	14	vs Baylor (12/4/11)
FIELD GOAL ATTEMPTS	40	vs Penn State (1/1/12)
FIELD GOAL PERCENTAGE	.241 (14-58)	vs Baylor (12/4/11)
3 PT FIELD GOALS MADE	3	vs Michigan (2/21/12)
3 PT FG ATTEMPTS	13	at Michigan (1/11/12)
3 PT FG PERCENTAGE	.154 (4-26)	vs Baylor (12/4/11)
FREE THROWS MADE	4	vs Miss. Valley St. (12/2/11)
FREE THROW ATTEMPTS	7	vs Miss. Valley St. (12/2/11)
FREE THROW PERCENTAGE	.400 (8-20)	at Minnesota (1/22/12)
REBOUNDS	18	vs Ohio State (2/29/12)
ASSISTS	8	at Wisconsin (1/18/12)
STEALS	0	vs Purdue (1/28/12)
BLOCKED SHOTS	0	three times
TURNOVERS	6	four times
FOULS	11	vs Eastern Illinois (12/18/11)
	11	vs Stony Brook (11/15/11)

### NORTHWESTERN PLAYER HIGHS

POINTS	37	John Shurna vs LSU (11/17/11)
FIELD GOALS MADE	13	Drew Crawford at Creighton (12/22/11)
FIELD GOAL ATT.	22	John Shurna vs Akron (3/13/12)
FG PCT (min 5 made)	1.000 (5-5)	L. Mirkovic vs Miss. Valley St. (12/2/11)
3 PT FG MADE	9	John Shurna vs E. Illinois (12/18/11)
3 PT FG ATTEMPTS	12	John Shurna vs E. Illinois (12/18/11)
3-PT FG PCT	1.000 (4-4)	R. Hearn vs Cent. Conn. St. (12/17/11)
FREE THROWS MADE	13	John Shurna vs LSU (11/17/11)
FREE THROW ATT.	14	John Shurna vs LSU (11/17/11)
FT PCT (min 3 made)	1.000 (7-7)	Dave Sobolewski at Iowa (3/3/12)
REBOUNDS	11	three times
ASSISTS	8	Davide Curletti vs Nebraska (2/2/12)
	8	D. Sobolewski at Creighton (12/22/11)
STEALS	5	three times
BLOCKED SHOTS	5	John Shurna at Penn State (2/25/12)
	5	John Shurna vs Minnesota (2/18/12)

### OPPONENT HIGHS

POINTS	87	three times
FIELD GOALS MADE	30	three times
FIELD GOAL ATTEMPTS	67	vs Akron (3/13/12)
FIELD GOAL PERCENTAGE	.604 (29-48)	vs Baylor (12/4/11)
3 PT FIELD GOALS MADE	14	vs Michigan (2/21/12)
3 PT FG ATTEMPTS	38	vs Michigan (2/21/12)
3 PT FG PERCENTAGE	.571 (12-21)	at Creighton (12/22/11)
FREE THROWS MADE	24	at Purdue (2/12/12)
FREE THROW ATTEMPTS	33	at Purdue (2/12/12)
FREE THROW PERCENTAGE	.938 (15-16)	at Michigan (1/11/12)
REBOUNDS	49	at Ohio State (12/28/11)
ASSISTS	26	at Creighton (12/22/11)
STEALS	11	at Iowa (3/3/12)
BLOCKED SHOTS	9	vs Texas Southern (12/15/11)
	9	vs Baylor (12/4/11)
TURNOVERS	21	vs Texas Southern (12/15/11)
FOULS	25	vs Michigan State (1/14/12)

### OPPONENT LOWS

POINTS	36	vs UTPA (11/13/11)
FIELD GOALS MADE	14	vs UTPA (11/13/11)
FIELD GOAL ATTEMPTS	40	at Iowa (3/3/12)
FIELD GOAL PERCENTAGE	.298 (14-47)	vs UTPA (11/13/11)
3 PT FIELD GOALS MADE	2	at Indiana (2/15/12)
	2	at Georgia Tech (11/29/11)
3 PT FG ATTEMPTS	10	vs Illinois (1/4/12)
	10	vs Texas Southern (12/15/11)
3 PT FG PERCENTAGE	.130 (3-23)	vs UTPA (11/13/11)
FREE THROWS MADE	3	vs Stony Brook (11/25/11)
FREE THROW ATTEMPTS	5	vs Stony Brook (11/25/11)
FREE THROW PERCENTAGE	.462 (6-13)	vs Minnesota (2/18/12)
REBOUNDS	22	at Illinois (2/5/12)
ASSISTS	7	vs Texas Southern (12/15/11)
STEALS	2	four times
BLOCKED SHOTS	0	four times
TURNOVERS	5	at Purdue (2/12/12)
	5	vs Purdue (1/28/12)
FOULS	13	three times

### OPPONENT PLAYER HIGHS

POINTS	32	Herb Pope vs Seton Hall (11/20/11)
FIELD GOALS MADE	14	Herb Pope vs Seton Hall (11/20/11)
FIELD GOAL ATT.	22	Kyle Vinales vs Cent. Conn. St. (12/17/11)
FG PCT (min 5 made)	1.000 (5-5)	Chauncey Gilliam vs Akron (3/13/12)
3 PT FG MADE	6	Brandon Paul at Illinois (2/5/12)
3 PT FG ATTEMPTS	12	Trey Burke vs Michigan (2/21/12)
	12	Kyle Vinales vs Cent. Conn. St. (12/17/11)
3-PT FG PCT	1.000 (2-2)	five times
FREE THROWS MADE	12	Robbie Hummel at Purdue (2/12/12)
FREE THROW ATT.	14	Robbie Hummel at Purdue (2/12/12)
FT PCT (min 3 made)	1.000 (8-8)	Trey Burke at Michigan (1/11/12)
REBOUNDS	18	Jared Sullinger vs Ohio State (2/29/12)
ASSISTS	12	Grant Gibbs at Creighton (12/22/11)
STEALS	5	Ken Horton vs. Cent. Conn. St. (12/17/11)
BLOCKED SHOTS	6	Quincy Acy vs Baylor (12/4/11)

## NORTHWESTERN & OPPONENT HIGHS & LOWS IN THE CARMODY ERA

CATEGORY		Northwestern	Opponents
<b>Total Points</b>	High	98 vs. SIU Edwardsville (1/20/11)	94 by Illinois (3/14/03) and by Virginia (11/27/07)
	Low	37, (three times) most recent at Illinois (1/27/08)	33 by Maryland-Eastern Shore (11/22/00)
<b>1st-Half Points</b>	High	59 vs. Mississippi Valley State (12/2/11)	54 by Virginia (11/27/07)
	Low	13 vs. Illinois (2/23/02)	10 by Delaware State (12/27/04)
<b>2nd-Half Points</b>	High	56 vs. LSU (11/17/11)	56 by Purdue (2/12/12)
	Low	15 at Illinois (2/18/07)	14 (three times) most recent vs. Utah (12/21/06)
<b>FGM</b>	High	36 vs. SIU Edwardsville (1/20/11)	35 by UIC (12/20/03)
	Low	36 vs. Benedictine (11/20/07) 11 at Wisconsin (2/18/01)	11 vs. Central Arkansas (11/16/08)
<b>FGA</b>	High	84 at Illinois (12/30/09)	72 by Penn State (3/1/03)
	Low	35 vs. Wisconsin (1/31/09) 35 vs. Charlotte (11/14/05) 35 at Penn State (2/16/02)	35 by Wisconsin (1/19/08) 35 by Arkansas-Little Rock (11/18/00)
<b>FG Pct.</b>	High	.690 (29-42) vs. Utah (12/21/06)	.705 (31-44) by Illinois (1/6/11)
	Low	.208 (11-53) at Wisconsin (2/18/01)	.241 (14-58) by DePaul (12/6/08)
<b>3-FGM</b>	High	20 vs. Mississippi Valley State (12/2/11)	17 by East Carolina (11/15/01)
	Low	20 vs. North Carolina A&T (12/13/09) 0 vs. Illinois (2/23/02)	0 by Ohio State (1/12/02)
<b>3-FGA</b>	High	47 at Illinois (12/30/09)	36 by East Carolina (11/15/01)
	Low	47 vs. North Carolina A&T (12/13/09) 10 at Arizona State (12/20/04)	7 by Fordham (12/22/01)
<b>3-FG Pct.</b>	High	.733 (11-15) vs. Utah (12/21/06)	.650 (13-20) by Arizona State (12/20/04)
	Low	.000 (0-17) vs. Illinois (2/23/02)	.000 (0-12) by Ohio State (1/12/02)
<b>FTM</b>	High	34 vs. Northern Illinois (11/13/09)	31 by Minnesota (1/26/11)
	Low	0, (two times) most recent at Purdue (2/11/04)	0 by Indiana (1/2/02)
<b>FTA</b>	High	48 vs. Northern Illinois (11/13/09)	46 by Minnesota (1/26/11)
	Low	2, (five times) most recent at Wisconsin (2/3/07)	2 by Indiana (1/2/02)
<b>FT Pct.</b>	High	1.000 (12-12) at Creighton (12/22/11)	1.000 (9-9) by Bucknell (12/3/03)
	Low	.957 (22-23) vs. Illinois (3/14/03) .000 (0-6) at Purdue (2/11/04) .000 (0-7) at Wisconsin (2/9/02) .000 (0-3) at Penn State (2/25/06)	1.000 (8-8) by Buffalo (12/30/02) 1.000 (5-5) by Elon (12/18/02) .000 (0-2) by Indiana (1/2/02)
<b>Rebounds</b>	High	48 vs. Maryland-Eastern Shore (11/22/02)	50 by Fordham (12/22/01)
	Low	12 at Western Michigan (12/8/07)	20 (three times) most recent vs. Ohio State (1/29/11)
<b>Assists</b>	High	32 vs. Benedictine (11/20/07)	26 by UIC (12/20/03) and by Michigan St. (1/24/01)
	Low	5 at Wisconsin (2/18/01)	3 by Ohio State (3/11/11)
<b>Turnovers</b>	High	25 at Arizona State (12/29/01)	32 by Savannah State (12/1/07)
	Low	3 (three times) most recent at Illinois (12/30/09)	3 by Wisconsin (1/23/11)
<b>Blocked Shots</b>	High	10 vs. Indiana (1/9/11) and vs. UMKC (12/15/08)	14 by Purdue (1/15/09)
	Low	0 (numerous times)	0 (numerous times)
<b>Steals</b>	High	22 vs. Penn State (3/11/04)	14 by N.C. State (12/4/02)
	Low	0 vs. Purdue (1/28/12)	0 by Kansas State (11/30/02)

## 2011-12 PLAYER BIOS



# DREW CRAWFORD

# 1

6-5 • 210 • Jr.  
Guard/Forward  
Naperville, Ill.  
Naperville Central



### 2011-12 SEASON NOTES

- Consensus third-team All-Big Ten selection
- Ranks fourth in the Big Ten in scoring with an average of 16.5 points per game, ninth with 1.9 3-point field goals per game, 11th with a .486 field goal percentage and 13th with a .411 3-point field goal percentage
- Capital One Academic All-America Second Team selection, the eighth NU player in school history to earn the honor
- Came off the bench to score 11 points and grab a team-high six rebounds in a season-opening win over UTPA (11/13)
- Scored 17 points, all in the second half, and grabbed game-high eight rebounds in a comeback win over LSU (11/17)
- Tallied 20 of his game-high 28 points in the first half while hitting five 3-pointers in a win over Tulsa (11/18)
- Made 11-of-15 field goals and scored 27 points in a win over Seton Hall (11/20) in the championship game of the Charleston Classic
- Named tournament MVP of the Charleston Classic as well as Big Ten Player of the Week (11/21) after averaging 24.0 points and 6.0 rebounds per game in three victories
- Scored 14 points to go along with four assists and three steals in a Big Ten/ACC Challenge win at Georgia Tech (11/29)
- Handed out five assists to go along with 17 points in a win over Texas Southern (12/15)
- Posted stellar all-around game with 14 points, seven rebounds, season-high six assists, three blocked shots and three steals vs. Eastern Illinois (12/18)
- Made 13-of-17 field goal attempts and scored a season-high 34 points at No. 23/21 Creighton (12/22)
- Shot 7-of-9 from the field and scored a game-high 21 points in a victory over Penn State (1/1)
- Recorded 20 points and six rebounds in a season-high 44 minutes of action at No. 13 Michigan (1/11)
- Overcame a bout with the flu to score 20 points in a victory over No. 6 Michigan State (1/14)
- Posted a game-high 23 points and a season-high eight rebounds vs. Purdue (1/28)
- Tallied 21 points and tied a career high with four steals in a win over Nebraska (2/2)
- Scored 18 points and grabbed five rebounds at No. 18 Indiana (2/15)
- Knocked down four of five 3-point attempts and scored 13 points to go along with a season-high nine rebounds in a win at Penn State (2/25)
- Hit 9 of 11 field goal attempts, including making four 3-pointers, in scoring 23 points vs. No. 10 Ohio State (2/29)
- Posted 18 points, seven rebounds (six offensive) and a career-high five steals in a victory at Iowa (3/3)
- Scored a game-high 27 points to go along with seven rebounds and four assists in a victory over Akron in the opening round of the NIT (3/13)

### 2011-12 GAME-BY-GAME

Opponent	GS	FG	3FG	FT	Reb	Pts	A	TO	B	S	Min
Texas-Pan American		3-7	1-3	4-4	6	11	1	2	1	0	23
vs. LSU	*	5-13	2-5	5-6	8	17	1	0	2	2	35
vs. Tulsa	*	11-19	5-8	1-1	4	28	1	2	1	1	35
vs. Seton Hall	*	11-15	4-8	1-3	6	27	2	2	1	0	40
Stony Brook	*	4-10	1-4	3-4	7	12	2	2	1	0	36
at Georgia Tech	*	6-9	0-2	2-4	3	14	4	4	0	3	36
Miss. Valley State	*	5-6	4-5	0-0	5	14	4	0	1	2	17
Baylor	*	5-16	3-8	2-2	5	15	3	1	1	0	38
Texas Southern	*	7-12	1-5	2-3	2	17	5	0	1	2	32
Central Conn. State	*	6-13	1-5	1-2	6	14	1	0	1	0	37
Eastern Illinois	*	5-14	1-5	3-5	7	14	6	0	3	3	35
at Creighton	*	13-17	3-4	5-5	1	34	0	2	0	1	31
at Ohio State	*	4-12	1-2	4-6	6	13	0	0	0	1	34
Penn State	*	7-9	2-2	5-6	3	21	3	2	1	0	40
Illinois	*	3-12	0-1	2-4	6	8	0	1	0	1	38
at Michigan	*	7-15	1-2	5-7	6	20	2	3	0	1	44
Michigan State	*	8-14	3-5	1-2	1	20	1	1	1	1	29
at Wisconsin	*	7-15	1-3	2-2	2	17	0	3	0	0	37
at Minnesota	*	2-10	0-3	1-4	3	5	0	2	2	2	30
Purdue	*	9-16	4-7	1-2	8	23	3	4	0	0	39
Nebraska	*	7-15	4-7	3-4	4	21	0	2	0	4	38
at Illinois	*	5-13	0-4	3-4	4	13	4	2	0	1	40
Iowa	*	5-13	1-5	0-0	5	11	4	1	0	1	37
at Purdue	*	6-16	0-2	2-3	3	14	3	1	0	0	37
at Indiana	*	6-12	2-5	4-4	5	18	1	4	1	1	38
Minnesota	*	4-8	2-6	1-2	0	11	3	2	0	1	33
Michigan	*	2-5	0-2	2-3	1	6	2	2	0	0	27
at Penn State	*	4-9	4-5	1-2	9	13	1	2	0	0	34
Ohio State	*	9-11	4-6	1-5	4	23	3	0	0	1	27
at Iowa	*	5-15	2-7	6-7	7	18	0	3	0	5	38
vs. Minnesota	*	2-11	0-3	4-4	7	8	3	1	1	5	42
Akron	*	10-15	3-7	4-5	7	27	4	1	0	1	36

### CAREER HIGHS

Points .....	35 vs. North Carolina A&T (12/13/09)
Rebounds.....	12 at Rhode Island (3/17/10)
FG.....	13 at Creighton (12/22/11)
3-pt FG.....	8 vs. North Carolina A&T (12/13/09)
FT.....	7 (twice) last vs. Purdue (1/16/10)
Assists.....	8 vs. St. Francis (N.Y.) (12/20/10)
Steals.....	4 (twice) last vs. Nebraska (2/2)
Minutes.....	44 at Michigan (1/11/12)

## 2011-12 PLAYER BIOS



**DAVE  
SOBOLEWSKI**

3

6-1 • 185 • Fr.  
Guard  
Naperville, Ill.  
Benet Academy



### 2011-12 SEASON NOTES

- Big Ten All-Freshman Team selection
- Ranks second in the Big Ten and leads all nation's freshmen with a 2.60 assist-to-turnover ratio (117 assists, 45 turnovers)
- Total of 117 assists are the second most by freshman in Northwestern history (128 - Michael Thompson, 2008)
- Fifth in the Big Ten with an average of 35.6 minutes played per game
- Has not committed a turnover in a game 11 times this season
- Prep teammate of Wisconsin freshman forward Frank Kaminsky
- Started the season-opener vs. UTPA (11/13) as a true freshman, posting six points, five rebounds, three assists and no turnovers in 32 minutes of action
- Posted 10 points, six assists and four rebounds, including hitting a clutch 3-pointer in the final minute of play in a win over LSU (11/17)
- Scored nine points with three assists, no turnovers and a key steal in the final minute of a win over Tulsa (11/18)
- Tallied 16 points to go along with four assists and four rebounds in a victory over Stony Brook (11/25)
- Handed out six assists with just one turnover to go along with eight points in a victory at Georgia Tech (11/29)
- Posted season highs of five 3-pointers, scoring 15 points, and three steals vs. Texas Southern (12/15)
- Made 5-of-6 field goal attempts and scored 12 points in a win over Eastern Illinois (12/18)
- Dished out a season-high eight assists with no turnovers at No. 23/21 Creighton (12/22)
- Scored 20 points in a win over Penn State (1/1) in the team's conference home-opener
- Handed out seven assists with just one turnover while playing all 40 minutes in a victory over No. 6 Michigan State (1/14)
- Tallied eight points and didn't commit a turnover in 39 minutes of action vs. Purdue (1/28)
- Posted 15 points, a team-high six rebounds and five assists in a win over Nebraska (2/2)
- Recorded 14 points and didn't commit a turnover while playing all 40 minutes in a win at Illinois (2/5)
- Named Big Ten Co-Freshman of the Week Feb. 6 for his efforts in the wins over Nebraska and Illinois
- Scored a season-high 23 points on 7-of-8 shooting from the field to go along with seven assists and a season-high four steals in a victory over Iowa (2/9)
- Tallied a game-high 22 points, including making four of five 3-point attempts, in a win over Minnesota (2/18)

### 2011-12 GAME-BY-GAME

Opponent	GS	FG	3FG	FT	Reb	Pts	A	TO	B	S	Min
Texas-Pan American	*	2-7	1-6	1-1	5	6	3	0	0	0	32
vs. LSU	*	2-5	2-5	4-6	4	10	6	2	1	1	35
vs. Tulsa	*	2-5	1-1	4-5	2	9	3	0	1	1	35
vs. Seton Hall	*	2-5	1-4	0-0	3	5	2	1	0	0	31
Stony Brook	*	5-9	3-7	3-4	4	16	4	3	1	0	35
at Georgia Tech	*	3-5	0-1	2-2	1	8	6	1	1	1	35
Miss. Valley State	*	1-4	1-4	0-0	2	3	4	0	0	0	14
Baylor	*	0-4	0-3	1-2	4	1	4	0	0	0	37
Texas Southern	*	5-8	5-8	0-0	3	15	2	0	0	3	32
Central Conn. State	*	2-8	2-7	0-0	4	6	3	2	0	2	40
Eastern Illinois	*	5-6	2-2	0-0	1	12	3	1	0	1	34
at Creighton	*	0-3	0-1	2-2	4	2	8	0	0	1	35
at Ohio State	*	2-4	1-3	5-7	2	10	5	2	0	1	38
Penn State	*	7-11	3-6	3-5	2	20	2	0	1	2	40
Illinois	*	0-5	0-4	2-2	4	2	2	2	1	3	39
at Michigan	*	3-9	1-3	2-2	3	9	3	1	1	1	43
Michigan State	*	1-6	0-3	4-6	3	6	7	1	0	1	40
at Wisconsin	*	3-8	0-2	1-1	2	7	6	4	0	2	38
at Minnesota	*	0-5	0-3	0-0	1	0	1	3	0	1	22
Purdue	*	1-4	1-1	5-6	3	8	3	0	1	0	39
Nebraska	*	3-8	3-7	6-7	6	15	5	2	0	0	38
at Illinois	*	5-9	2-5	2-4	2	14	2	0	0	0	40
Iowa	*	7-8	3-3	6-8	1	23	7	3	0	4	40
at Purdue	*	4-6	2-3	2-2	2	12	3	0	0	0	39
at Indiana	*	1-5	2-6	0-1	1	3	2	3	0	1	36
Minnesota	*	6-10	4-5	6-8	1	22	1	0	0	0	35
Michigan	*	3-8	0-1	0-1	5	6	2	2	0	0	38
at Penn State	*	3-8	1-3	1-1	1	8	2	2	0	0	36
Ohio State	*	2-3	1-2	0-0	1	5	3	3	0	2	34
at Iowa	*	1-5	0-0	7-7	2	9	2	3	0	0	35
vs. Minnesota	*	0-6	0-4	2-4	3	2	6	3	0	1	42
Akron	*	0-3	0-2	0-1	1	0	5	1	0	0	32

### CAREER HIGHS

Points .....	23 vs. Iowa (2/9/12)
Rebounds.....	5 vs. UTPA (11/13/11)
FG.....	7 vs. Penn State (1/1/12)
3-pt FG.....	5 vs. Texas Southern (12/15/11)
FT.....	6 (twice) last vs. Iowa (2/9/12)
Assists.....	8 at Creighton (12/22/11)
Steals.....	4 vs. Iowa (2/9/12)
Minutes.....	43 at Michigan (1/11/12)

## 2011-12 PLAYER BIOS



**ALEX  
MARCOTULLIO**

4

6-3 • 180 • Jr.  
Guard  
Warren, Mich.  
De La Salle



### 2011-12 SEASON NOTES

- Missed four games due to injury
- Came off the bench in season-opener vs. UTPA (11/13), contributing five points, three assists and two rebounds
- Hit a pair of 3-pointers in as many attempts in a win over LSU (11/17)
- Posted seven points, three rebounds and three assists in a win over Seton Hall (11/20) in the championship game of the Charleston Classic
- Scored seven points with three rebounds and two steals in a victory at Georgia Tech (11/29)
- Dished out a season-high seven assists with eight points in just 20 minutes of action vs. Mississippi Valley State (12/2)
- Knocked down a pair of first-half 3-pointers to fuel a comeback victory over No. 6 Michigan State (1/14)
- Grabbed a career-high seven rebounds in a victory at Illinois (2/5)
- Posted a season-high 13 points, knocking down a trio of 3-pointers, to go along with six assists in a victory over Iowa (2/9)
- Hit a season-high four 3-pointers and scored 12 points in a victory at Penn State (2/25)
- Connected on a game-tying 3-pointer with 7.7 seconds remaining against No. 10 Ohio State (3/3)
- Notched a season-high three steals in a victory over Akron in the opening round of the NIT (3/13)

### 2011-12 GAME-BY-GAME

Opponent	GS	FG	3FG	FT	Reb	Pts	A	TO	B	S	Min
Texas-Pan American		2-4	1-3	0-0	2	5	3	1	0	0	16
vs. LSU		2-2	2-2	0-0	1	6	1	3	0	2	10
vs. Tulsa		0-2	0-2	0-0	0	0	1	0	0	0	10
vs. Seton Hall		1-3	1-2	4-4	3	7	3	0	0	1	29
Stony Brook											DNP
at Georgia Tech		3-6	1-2	0-0	3	7	1	0	0	2	24
Miss. Valley State		3-6	2-5	0-0	3	8	7	1	0	0	20
Baylor		1-3	1-3	0-0	3	3	3	2	0	1	20
Texas Southern											DNP
Central Conn. State		0-0	0-0	0-0	0	0	0	0	0	0	3
Eastern Illinois											DNP
at Creighton		0-3	0-3	0-0	1	0	4	0	0	0	17
at Ohio State		1-2	1-2	0-0	2	3	0	1	0	0	7
Penn State		2-4	2-4	0-0	1	6	2	0	0	0	20
Illinois		1-2	1-2	1-2	3	4	1	1	1	0	17
at Michigan	*	0-0	0-0	1-3	3	1	1	2	0	1	22
Michigan State		2-4	2-2	0-0	1	6	0	0	0	1	15
at Wisconsin											DNP
at Minnesota		4-8	3-6	0-0	4	11	4	0	0	1	28
Purdue		1-6	1-6	0-0	2	3	4	2	1	0	27
Nebraska	*	2-7	2-7	1-2	2	7	2	1	1	1	28
at Illinois	*	1-3	0-2	0-0	7	2	1	3	0	1	30
Iowa	*	4-8	3-7	2-2	1	13	6	0	0	1	26
at Purdue	*	1-1	1-1	0-0	0	3	1	3	0	1	30
at Indiana	*	3-5	0-1	1-2	3	7	1	1	0	2	35
Minnesota		1-4	1-4	0-0	2	3	1	1	0	0	18
Michigan		1-5	0-4	0-0	5	2	3	1	1	1	22
at Penn State		4-7	4-6	0-0	1	12	0	1	1	0	24
Ohio State		2-5	2-4	0-0	0	6	3	1	1	1	21
at Iowa		1-2	1-1	2-2	2	5	0	1	0	1	15
vs. Minnesota		2-4	2-4	0-0	1	6	1	0	0	0	17
Akron		1-4	1-3	0-0	2	3	2	0	1	3	27

### CAREER HIGHS

Points .....	18 vs. Minnesota (3/2/11)
Rebounds.....	7 at Illinois (2/5/12)
FG.....	5 (4 times) last at Washington State (3/23/11)
3-pt FG.....	5 vs. Chicago State (3/3/10)
FT.....	5 vs. Minnesota (3/2/11)
Assists.....	8 vs. Mount St. Mary's (12/23/10)
Steals.....	5 vs. North Florida (12/16/09)
Minutes.....	44 vs. Ohio State (3/11/11)



**REGGIE  
HEARN**

11

6-4 • 210 • Jr.  
Guard/Forward  
Fort Wayne, Ind.  
Snider



**2011-12 SEASON NOTES**

- Former walk-on who has started all 32 games for the Wildcats this season
- Ranked sixth in the league in Big Ten play with a .440 3-point field goal percentage and seventh with a .534 field goal percentage
- Ranks 15th in the conference in all games played with a .396 3-point field goal percentage
- Made first collegiate start in season-opener vs. UTPA (11/13) and had a solid all-around performance with seven points, five rebounds, four assists, three steals and a blocked shot
- Scored eight points in a win over Stony Brook (11/25)
- Posted 15 points and seven rebounds with three 3-pointers vs. Mississippi Valley State (12/2)
- Hit six of seven field goal attempts, including all four from 3-point range, and scored 17 points in a win over Central Connecticut State (12/17)
- Posted eight points vs. Illinois (1/4)
- Recorded seven points, six rebounds and three assists in a season-high 42 minutes of action at No. 13 Michigan (1/11)
- Made five of six field goal attempts, scoring 10 points to go along with five rebounds in a win over No. 6 Michigan State (1/14)
- Scored 11 points, including going 6-for-6 from the free throw line at Wisconsin (1/18)
- Posted nine points and grabbed five rebounds in a win over Nebraska (2/2)
- Connected on seven of eight field goal attempts, including all six in the first half when he scored 16 of his career-high 20 points in a road win at Illinois (2/5)
- Tallied 16 points, including hitting a trio of 3-pointers, in a victory over Iowa (2/9)
- Scored 16 points and grabbed a team-high eight rebounds at Purdue (2/12)
- Grabbed a career-high 11 rebounds to go along with 11 points to record first collegiate double-double vs. No. 11 Michigan (2/21)
- Tied a season high with three steals in a victory at Penn State (2/25)
- Posted nine points and a season-high five assists vs. No. 10 Ohio State (2/29)
- Tallied nine points, six rebounds and two steals in a victory at Iowa (3/3)

**2011-12 GAME-BY-GAME**

Opponent	GS	FG	3FG	FT	Reb	Pts	A	TO	B	S	Min
Texas-Pan American	*	3-5	1-3	0-0	5	7	4	0	1	3	28
vs. LSU	*	2-5	2-5	0-0	2	6	1	1	0	1	22
vs. Tulsa	*	1-2	1-2	1-2	3	4	0	0	0	0	23
vs. Seton Hall	*	1-1	0-0	2-2	0	4	0	1	0	0	11
Stony Brook	*	3-6	2-5	0-0	3	8	0	0	0	1	24
at Georgia Tech	*	1-3	0-2	0-0	5	2	1	2	0	0	20
Miss. Valley State	*	5-8	3-5	2-2	7	15	1	4	0	0	26
Baylor	*	0-2	0-2	0-0	2	0	0	0	0	0	17
Texas Southern	*	2-7	0-4	0-0	6	4	2	0	0	2	24
Central Conn. State	*	6-7	4-4	1-1	0	17	1	2	2	0	23
Eastern Illinois	*	0-1	0-1	0-0	4	0	3	3	0	1	24
at Creighton	*	1-4	0-3	0-0	1	2	0	1	0	2	22
at Ohio State	*	1-2	0-1	0-0	3	2	1	0	0	0	17
Penn State	*	0-1	0-0	0-0	0	0	1	2	0	0	12
Illinois	*	3-5	1-2	1-1	2	8	0	1	0	0	11
at Michigan	*	2-5	2-3	1-2	6	7	3	2	0	0	42
Michigan State	*	5-6	0-0	0-0	5	10	2	4	0	0	29
at Wisconsin	*	2-6	1-3	6-6	1	11	0	1	0	0	34
at Minnesota	*	1-3	1-3	5-6	4	8	2	2	0	1	32
Purdue	*	2-3	0-1	1-2	8	5	1	5	1	0	29
Nebraska	*	2-6	2-4	3-4	5	9	1	2	0	0	28
at Illinois	*	7-8	4-5	2-2	2	20	1	2	0	0	32
Iowa	*	5-8	3-5	3-4	3	16	1	1	2	1	30
at Purdue	*	6-12	3-7	1-2	8	16	0	3	0	0	33
at Indiana	*	3-6	1-4	1-2	3	8	1	0	0	0	23
Minnesota	*	2-7	0-3	2-2	3	6	2	2	0	0	32
Michigan	*	4-4	1-1	2-2	11	11	2	4	0	0	40
at Penn State	*	2-5	2-4	0-1	3	6	1	2	0	3	35
Ohio State	*	4-8	1-3	0-0	1	9	5	1	0	1	31
at Iowa	*	4-8	0-1	1-2	6	9	1	0	0	2	25
vs. Minnesota	*	1-7	1-4	2-2	1	5	0	1	0	3	28
Akron	*	2-5	0-1	0-0	4	4	3	0	0	0	23

**CAREER HIGHS**

Points .....	20 at Illinois (2/5/12)
Rebounds.....	11 vs. Michigan (2/21/12)
FG.....	7 at Illinois (2/5/12)
3-pt FG.....	4 (twice) last at Illinois (2/5/12)
FT.....	6 at Wisconsin (1/18/12)
Assists.....	5 vs. Ohio State (2/29/12)
Steals.....	3 (twice) last at Penn State (2/25/12)
Minutes.....	42 at Michigan (1/11/12)



**JOHN SHURNA**

6-9 • 220 • Sr.  
Forward  
Glen Ellyn, Ill.  
Glenbard West

24



**2011-12 SEASON NOTES**

- Consensus first-team All-Big Ten selection, Northwestern's first since 2004 (Jitim Young)
- All-District selection of both the NABC and USBWA
- Leads the Big Ten with averages of 19.9 points and 2.8 3-point field goals per game, ranks second with 1.7 blocked shots per game, sixth with a .431 3-point field goal percentage, 12th with 5.4 rebounds per game and 14th with a .752 free throw percentage
- Averaged 20.0 points per game in conference play to become Northwestern's first Big Ten scoring champion since 1951 (Ray Ragelis)
- Named to watch list for Naismith Award and Wooden Award for second consecutive season
- Second-team preseason All-America choice of *Sporting News*
- Third-team preseason All-America pick of *Athlon Sports*
- Active Big Ten leader with 43 career games of scoring 20 points or more (six of 30 or more)
- Scored a game-high 15 points in a season-opening win over UTPA (11/13) with five rebounds, two assists, two steals and a blocked shot
- Named to the Charleston Classic all-tournament team
- Matched a Carmody-era record with a career-best 37 points, including hitting 13 of 14 free throw attempts, to go along with seven rebounds and four assists in a comeback win over LSU (11/17)
- Posted 19 points and a team-high seven rebounds in a victory over Seton Hall (11/20) in the championship game of the Charleston Classic
- Scored a game-high 20 points to go along with six rebounds in a victory over Stony Brook (11/25)
- Tallied a game-high 25 points along with eight rebounds, three blocked shots and three steals in a win over Georgia Tech in the Big Ten/ACC Challenge
- Recorded a solid all-around game with 20 points, six rebounds, five assists, three blocked shots and two steals vs. Texas Southern (12/15)
- Tied a school record and finished one shy of a Big Ten record with nine 3-pointers while scoring 32 points and dishing out five assists in a victory over Eastern Illinois (12/18)
- Posted an all-around performance with 18 points and season highs of nine rebounds and six assists at No. 23/21 Creighton (12/22)
- Scored 17 points and grabbed eight rebounds in a home win over Penn State (1/1)
- Tallied 17 first-half points and a game-high 20 overall to go along with seven rebounds and four blocked shots vs. Illinois (1/4)
- Recorded a game-high 21 points to go along with six rebounds rebounds while tying a career high with 45 minutes played at No. 13 Michigan (1/11)
- Posted a game-high 22 points, making 10 of 11 free throws, to go along with five rebounds and five assists in a victory over No. 6 Michigan State (1/14)
- Made 9 of 13 field goal attempts in scoring a game-high 28 points in a win over Nebraska (2/2)
- Shot 11 of 15 from the field and scored 24 points, including 17 in the second half, in a road win at Illinois (2/5)
- Named Big Ten Co-Player of the Week Feb. 6 for the fifth time in has career based on his efforts in the wins over Nebraska and Illinois
- Scored 17 points, grabbed four rebounds and tied a career high with four steals in a win over Iowa (2/9)
- Tallied 30 points, including 21 over last eight minutes of play, to go along with seven rebounds and four assists at Purdue (2/12)
- Posted a game-high 29 points at No. 18 Indiana (2/15)
- Became Northwestern's all-time leading scorer by posting 18 points in a victory over Minnesota to go along with five assists, three steals and a

**2011-12 GAME-BY-GAME**

Opponent	GS	FG	3FG	FT	Reb	Pts	A	TO	B	S	Min
Texas-Pan American	*	6-10	1-1	2-3	5	15	2	3	1	2	31
vs. LSU	*	10-21	4-9	13-14	7	37	4	3	1	1	40-
vs. Tulsa	*	5-16	2-5	3-4	6	15	1	1	2	1	38
vs. Seton Hall	*	6-12	1-4	6-6	7	19	2	1	4	1	40
Stony Brook	*	7-13	2-8	4-6	6	20	3	1	0	0	35
at Georgia Tech	*	10-18	3-6	2-3	8	25	2	4	3	3	37
Miss. Valley State	*	3-5	3-4	0-0	3	9	2	0	1	0	11
Baylor	*	4-19	0-7	3-5	3	11	2	0	0	1	38
Texas Southern	*	6-10	5-7	3-4	6	20	5	3	3	2	31
Central Conn. State	*	3-14	1-9	5-5	8	12	1	2	1	0	36
Eastern Illinois	*	11-16	9-12	1-2	4	32	5	1	2	0	38
at Creighton	*	6-14	4-6	2-2	9	18	6	2	1	3	40-
at Ohio State	*	5-18	1-6	0-0	5	11	3	3	1	0	37
Penn State	*	5-10	2-7	5-5	8	17	2	3	0	1	38
Illinois	*	8-17	3-6	1-1	7	20	2	2	4	1	40
at Michigan	*	9-15	2-4	1-1	6	21	0	4	2	0	45
Michigan State	*	5-14	2-6	10-11	5	22	5	0	2	1	40
at Wisconsin	*	6-12	3-4	4-4	6	19	1	0	0	3	37
at Minnesota	*	8-21	3-9	2-8	2	21	1	2	0	0	37
Purdue	*	6-11	2-5	1-2	7	15	4	1	3	0	40-
Nebraska	*	9-13	3-6	7-8	5	28	1	1	2	2	40
at Illinois	*	11-15	2-4	0-1	3	24	2	3	0	2	38
Iowa	*	5-9	3-5	4-7	4	17	1	0	1	4	37
at Purdue	*	11-20	4-9	4-6	7	30	4	0	2	0	39
at Indiana	*	11-21	2-6	5-6	3	29	2	2	2	2	40-
Minnesota	*	7-15	3-7	1-2	6	18	5	0	5	3	37
Michigan	*	6-16	2-5	0-0	4	14	2	2	1	0	40
at Penn State	*	7-17	3-9	6-8	2	23	6	0	5	2	39
Ohio State	*	7-19	4-10	4-4	3	22	3	0	0	0	39
at Iowa	*	4-11	1-4	0-2	3	9	3	2	0	1	33
vs. Minnesota	*	7-16	5-8	2-4	3	21	1	0	2	0	45
Akron	*	8-22	5-11	2-3	11	23	7	2	2	1	40

**WHAT THEY'RE SAYING ABOUT SHURNA**

**"John Shurna is my favorite player. You can have anyone else in the nation. I want Shurna. Good luck to your team."**

**—Tom Dienhart**  
*BigTenNetwork.com senior writer*

**"He's one of those guys you see and you say there's no way he plays basketball, but he's one of the best players in the country. He's an unbelievable player. It's fun and honor to play against him."**

**—Jordan Taylor**  
*University of Wisconsin guard*

**CAREER HIGHS**

Points .....	37 vs. LSU (11/17/11)
Rebounds.....	13 vs. Texas-Pan American (1/7/10)
FG .....	12 (twice) last at Indiana (3/6/10)
3-pt FG .....	9 vs. Eastern Illinois (12/18/11)
FT .....	13 vs. LSU (11/17/11)
Assists .....	8 vs. Mount St. Mary's (12/23/10)
Steals .....	4 (3 times) last vs. Iowa 2/9/12)
Minutes.....	45 (5 times) last at Michigan (1/11/12)

career-high five blocked shots

- Swatted five shots, handed out six assists and scored a game-high 23 points, including two free throws with 2.6 seconds remaining, to give the Wildcats a one-point win at Penn State (2/25)
- Became the 27th player in Big Ten history to score 2,000 career points, posting 23 points, 11 rebounds and seven assists while becoming the school's all-time leader in blocked shots in an NIT win over Akron (3/13)



**JERSHON  
COBB**

23

6-5 • 200 • So.  
Guard  
Decatur, Ga.  
Columbia



**2011-12 SEASON NOTES**

- Missed 12 contests due to injury
- Came off the bench to post eight points and three steals in first appearance of the season, a win over LSU (11/17)
- Matched a career high with three steals in a victory over Tulsa (11/18)
- Scored 10 points in a win over Texas Southern (12/15)
- Posted nine points against Central Connecticut State (12/17)
- Made first start of the season in a win over Minnesota (2/18), posting five rebounds and a career-high five steals
- Tallied five points and collected three steals in a win at Penn State (2/25)
- Recorded six points, three rebounds, two steals and a blocked shot vs. No. 10 Ohio State (2/29)
- Scored 13 points with three assists and a steal in a win at Iowa (3/3)
- Posted a career-high 24 points—connecting on eight of 12 field goal attempts, including all three from 3-point range—while tying another with eight rebounds vs. Minnesota in the Big Ten tournament (3/8)
- Connected on eight of 10 field goal attempts and scored 19 points in a victory over Akron in the opening round of the NIT (3/13)
- Averaging 18.7 points per game while shooting 66.7 percent from the field (22-33) over the last three contests

**2011-12 GAME-BY-GAME**

Opponent	GS	FG	3FG	FT	Reb	Pts	A	TO	B	S	Min
Texas-Pan American					DNP						
vs. LSU		4-8	0-3	0-0	0	8	2	1	0	3	17
vs. Tulsa		0-3	0-1	3-4	3	3	2	1	0	3	16
vs. Seton Hall		0-2	0-0	0-0	0	0	0	1	0	0	9
Stony Brook		2-6	1-3	2-2	3	7	1	1	0	1	25
at Georgia Tech					DNP						
Miss. Valley State					DNP						
Baylor					DNP						
Texas Southern		4-10	2-4	0-2	2	10	2	2	0	0	23
Central Conn. State		3-5	1-2	2-3	0	9	1	3	0	0	16
Eastern Illinois		4-10	0-2	0-0	0	8	2	1	1	2	25
at Creighton		3-8	1-3	2-2	1	9	2	3	0	0	15
at Ohio State		2-9	2-4	0-0	1	6	0	2	0	1	27
Penn State		0-2	0-1	0-0	0	0	0	3	1	1	10
Illinois		2-5	0-2	2-4	0	6	1	1	0	3	17
at Michigan					DNP						
Michigan State					DNP						
at Wisconsin					DNP						
at Minnesota					DNP						
Purdue					DNP						
Nebraska					DNP						
at Illinois					DNP						
Iowa					DNP						
at Purdue		0-0	0-0	1-2	0	1	0	0	0	0	0+
at Indiana		0-0	0-0	1-2	3	1	0	1	0	0	6
Minnesota	*	0-3	0-3	2-2	5	2	0	2	0	5	24
Michigan	*	1-8	0-3	2-2	1	4	0	0	0	0	28
at Penn State	*	2-4	1-2	0-0	1	5	2	1	0	3	23
Ohio State	*	1-3	1-2	3-4	3	6	1	2	1	2	25
at Iowa	*	6-11	1-4	0-1	0	13	3	1	0	1	29
vs. Minnesota	*	8-12	3-3	5-5	8	24	0	3	0	2	36
Akron	*	8-10	1-2	2-2	3	19	1	2	0	1	29

**CAREER HIGHS**

Points .....	24 vs. Minnesota (3/8/12)
Rebounds.....	8 (3 times) last vs. Akron (3/13/12)
FG.....	8 (twice) last vs. Minnesota (3/8/12)
3-pt FG.....	3 (3 times) vs. Minnesota (3/8/12)
FT.....	5 (twice) last vs. Minnesota (3/8/12)
Assists.....	3 (8 times) last at Iowa (3/3/12)
Steals.....	5 vs. Minnesota (2/18/12)
Minutes.....	38 at Penn State (2/13/11)

## 2011-12 PLAYER BIOS



### DAVIDE CURLETTI

6-9 • 230 • Sr.  
Forward/Center  
Farmington Hills, Mich.  
Orchard Lake St. Mary's

# 30



#### 2011-12 SEASON NOTES

- Hit four free throws with two assists, a blocked shot and two steals in a win over Tulsa (11/18)
- Scored six points and dished out three assists in a win over Seton Hall (11/20) in the Charleston Classic championship game
- Contributed five points and four rebounds in a Big Ten/ACC Challenge win at Georgia Tech (11/29)
- Matched a career high with six rebounds to go along with two assists in a win over Mississippi Valley State (12/2)
- Grabbed a team-high five rebounds, including three offensive, vs. No. 7 Baylor (12/4)
- Tallied 10 points, including seven in the first half, at No. 23/21 Creighton (12/22)
- Made second career start vs. No. 6 Michigan State (1/14), tallying 17 points on 5-of-7 shooting to go along with six rebounds, four assists and two steals in the upset victory
- Established a season high with seven rebounds at Minnesota (1/22)
- Posted career bests of eight assists and three steals off the bench in a victory over Nebraska (2/2)
- Scored 12 points and posted six rebounds, two blocked shots and two steals vs. No. 11 Michigan (2/21)
- Tallied seven points to go along with four offensive rebounds and two assists in a victory at Iowa (3/3)

#### 2011-12 GAME-BY-GAME

Opponent	GS	FG	3FG	FT	Reb	Pts	A	TO	B	S	Min
Texas-Pan American		0-1	0-0	1-2	0	1	1	0	0	0	12
vs. LSU		1-2	0-1	2-2	2	4	0	2	0	0	12
vs. Tulsa		0-5	0-3	4-6	1	4	2	1	1	2	20
vs. Seton Hall		1-3	0-1	4-4	1	6	3	0	1	0	15
Stony Brook		0-1	0-0	0-0	3	0	3	1	1	0	23
at Georgia Tech		2-4	1-1	0-0	4	5	1	1	0	1	15
Miss. Valley State		0-3	0-0	0-0	6	0	2	1	0	0	23
Baylor		2-4	0-1	1-2	5	5	1	2	1	1	23
Texas Southern		2-5	0-0	1-2	4	5	1	2	2	1	18
Central Conn. State		1-2	0-1	0-0	2	3	0	0	0	1	13
Eastern Illinois		0-0	0-0	3-4	4	3	0	2	0	0	12
at Creighton		4-6	1-2	1-1	3	10	1	0	0	0	21
at Ohio State		1-4	1-2	3-4	4	6	1	2	0	0	16
Penn State		0-1	0-1	0-2	0	0	2	1	1	1	18
Illinois		1-3	0-1	2-4	3	4	1	0	0	0	16
at Michigan		2-2	0-0	0-0	4	4	0	2	0	0	11
Michigan State	*	5-7	1-1	6-10	6	17	4	0	1	2	36
at Wisconsin	*	1-3	0-1	0-2	6	2	1	2	0	0	26
at Minnesota	*	3-8	1-2	0-0	7	7	3	1	1	0	30
Purdue	*	1-5	0-1	0-2	5	2	1	4	1	0	26
Nebraska		0-2	0-0	4-4	4	4	8	0	0	3	28
at Illinois		0-0	0-0	1-4	4	1	2	0	0	1	20
Iowa		1-1	0-0	1-2	3	3	2	2	0	0	18
at Purdue		0-0	0-0	1-2	4	1	3	1	1	0	13
at Indiana		0-0	0-0	0-0	3	0	2	1	0	0	21
Minnesota		1-1	0-0	0-2	3	2	2	1	0	0	20
Michigan		4-5	0-0	4-6	6	12	0	3	2	2	29
at Penn State		0-0	0-0	0-0	1	0	3	1	0	0	9
Ohio State		1-3	0-0	0-0	4	2	3	0	0	0	21
at Iowa		3-5	0-0	1-2	4	7	2	0	0	0	22
vs. Minnesota		0-1	0-0	2-2	1	2	0	0	0	1	15
Akron		0-2	0-0	0-0	1	0	2	0	2	0	10

#### CAREER HIGHS

Points .....	18 at Wisconsin (2/27/11)
Rebounds.....	7 at Minnesota (1/22/12)
FG.....	6 at Wisconsin (2/27/11)
3-pt FG .....	2 vs. Michigan State (1/3/11)
FT.....	6 (3 times) last vs. Michigan State (1/14/12)
Assists.....	8 vs. Nebraska (2/2/12)
Steals.....	3 vs. Nebraska (2/2/12)
Minutes.....	36 vs. Michigan State (1/14/12)

2011-12 PLAYER BIOS



**MIKE  
TURNER**

0

6-8 • 205 • Fr.  
Forward  
Chicago, Ill.  
U. of Chicago Laboratory High



**2011-12 SEASON NOTES**

- Has not appeared in first 32 games of the season

**2011-12 GAME-BY-GAME**

Opponent	GS	FG	3FG	FT	Reb	Pts	A	TO	B	S	Min
Texas-Pan American					DNP						
vs. LSU					DNP						
vs. Tulsa					DNP						
vs. Seton Hall					DNP						
Stony Brook					DNP						
at Georgia Tech					DNP						
Miss. Valley State					DNP						
Baylor					DNP						
Texas Southern					DNP						
Central Conn. State					DNP						
Eastern Illinois					DNP						
at Creighton					DNP						
at Ohio State					DNP						
Penn State					DNP						
Illinois					DNP						
at Michigan					DNP						
Michigan State					DNP						
at Wisconsin					DNP						
at Minnesota					DNP						
Purdue					DNP						
Nebraska					DNP						
at Illinois					DNP						
Iowa					DNP						
at Purdue					DNP						
at Indiana					DNP						
Minnesota					DNP						
Michigan					DNP						
at Penn State					DNP						
Ohio State					DNP						
at Iowa					DNP						
vs. Minnesota					DNP						
Akron					DNP						

**CAREER HIGHS**

Points	none
Rebounds	none
FG	none
3-pt FG	none
FT	none
Assists	none
Steals	none
Minutes	none



**OMAR  
JIMENEZ**

2

6-1 • 185 • Fr.  
Guard  
Kennesaw, Ga.  
Kennesaw Mountain



**2011-12 SEASON NOTES**

- Walk-on who joined the team the week prior to the first game of the season
- Scored first career basket in front of family and friends in a win at Georgia Tech (11/29)
- Played 13 minutes and hit first career 3-pointer in a win over Mississippi Valley State (12/2)

**2011-12 GAME-BY-GAME**

Opponent	GS	FG	3FG	FT	Reb	Pts	A	TO	B	S	Min
Texas-Pan American					DNP						
vs. LSU					DNP						
vs. Tulsa					DNP						
vs. Seton Hall					DNP						
Stony Brook					DNP						
at Georgia Tech		1-1	0-0	0-0	1	2	0	0	0	0	2
Miss. Valley State		1-5	1-5	0-0	0	3	1	1	0	0	13
Baylor					DNP						
Texas Southern		0-0	0-0	0-0	0	0	0	0	0	0	1
Central Conn. State					DNP						
Eastern Illinois		0-0	0-0	0-0	0	0	0	0	0	0	1
at Creighton					DNP						
at Ohio State					DNP						
Penn State					DNP						
Illinois					DNP						
at Michigan					DNP						
Michigan State					DNP						
at Wisconsin		0-0	0-0	0-0	0	0	0	0	0	0	2
at Minnesota		0-0	0-0	0-0	0	0	0	0	0	0	1
Purdue					DNP						
Nebraska					DNP						
at Illinois					DNP						
Iowa		0-0	0-0	0-0	0	0	0	0	0	0	1
at Purdue					DNP						
at Indiana					DNP						
Minnesota					DNP						
Michigan					DNP						
at Penn State					DNP						
Ohio State					DNP						
at Iowa					DNP						
vs. Minnesota					DNP						
Akron					DNP						

**CAREER HIGHS**

Points	3 vs. Mississippi Valley State (12/2/11)
Rebounds	1 at Georgia Tech (11/29/11)
FG	1 (twice) last vs. Mississippi Valley State (12/2/11)
3-pt FG	1 vs. Mississippi Valley State (12/2/11)
FT	2 at Georgia Tech (11/29/11)
Assists	1 vs. Mississippi Valley State (12/2/11)
Steals	none
Minutes	13 vs. Mississippi Valley State (12/2/11)

2011-12 PLAYER BIOS



**LUKA MIRKOVIC**

6-11 • 245 • Sr.  
Center  
Belgrade, Serbia  
La Lumiere (LaPorte, Ind.)

12



**2011-12 SEASON NOTES**

- Has missed the last 13 games due to an ankle injury
- Scored 10 of his 12 points in the first half of a season-opening win over UTPA (11/13)
- Tallied 12 points in a win over Seton Hall (11/20) in the championship game of the Charleston Classic
- Posted a season-best 13 points in a victory over Georgia Tech (11/29) in the Big Ten/ACC Challenge
- Connected on all five field goal attempts in a victory over Mississippi Valley State (12/2)
- Recorded a solid all-around game with 10 points, eight rebounds and five assists in a win over Central Connecticut State (12/17)
- Followed up the performance with 18 points, 10 rebounds, seven assists, two blocks and two steals vs. Eastern Illinois (12/18)
- Grabbed a season-high 11 rebounds in a victory over Penn State (1/1)

**2011-12 GAME-BY-GAME**

Opponent	GS	FG	3FG	FT	Reb	Pts	A	TO	B	S	Min
Texas-Pan American	*	5-10	0-3	2-6	5	12	1	0	0	0	29
vs. LSU	*	0-3	0-1	0-0	1	0	0	0	1	0	28
vs. Tulsa	*	3-7	0-1	0-0	1	6	2	1	0	1	21
vs. Seton Hall	*	6-9	0-2	0-0	2	12	2	0	0	1	25
Stony Brook	*	0-2	0-1	0-0	3	0	2	1	0	0	17
at Georgia Tech	*	5-9	0-0	3-3	3	13	0	1	0	1	24
Miss. Valley State	*	5-5	0-0	1-3	2	11	3	0	0	0	12
Baylor	*	2-8	0-0	2-2	3	6	0	4	0	0	18
Texas Southern	*	2-5	0-0	4-6	4	8	5	2	0	1	22
Central Conn. State	*	4-7	0-0	2-3	8	10	5	2	1	0	27
Eastern Illinois	*	7-12	0-1	4-7	10	18	7	3	2	2	29
at Creighton	*	2-3	0-0	0-0	3	4	1	2	0	0	19
at Ohio State	*	1-2	0-0	1-2	4	3	0	1	0	0	22
Penn State	*	1-2	0-0	2-7	11	4	1	1	1	1	22
Illinois	*	2-6	0-0	0-0	4	4	3	0	0	3	22
at Michigan		1-2	0-1	0-0	2	2	1	1	0	0	18
Michigan State		0-1	0-0	0-0	3	0	0	1	0	0	4
at Wisconsin		0-0	0-0	0-2	1	0	0	0	0	0	9
at Minnesota		0-0	0-0	0-0	3	0	0	0	0	0	10
Purdue					DNP						
Nebraska					DNP						
at Illinois					DNP						
Iowa					DNP						
at Purdue					DNP						
at Indiana					DNP						
Minnesota					DNP						
Michigan					DNP						
at Penn State					DNP						
Ohio State					DNP						
at Iowa					DNP						
vs. Minnesota					DNP						
Akron					DNP						

**CAREER HIGHS**

Points	20 vs. Indiana (1/9/11)
Rebounds	14 at Minnesota (1/26/10)
FG	7 vs. Indiana (1/9/11)
3-pt FG	3 vs. North Florida (12/16/09)
FT	7 vs. Northern Illinois (11/13/09)
Assists	8 vs. North Florida (12/16/09)
Steals	4 vs. Minnesota (2/14/10)
Minutes	43 at Indiana (3/6/10)



**JAMES MONTGOMERY III**

6-4 • 185 • So.  
Guard  
Los Angeles, Calif.  
Santa Monica

13



**2011-12 SEASON NOTES**

- Joined the team as a walk-on after serving as a practice player for the Northwestern women's team last season
- Appeared in first collegiate game vs. UTPA (11/13)
- Played 13 minutes of action with a rebound and an assist in a win over Mississippi Valley State (12/2)
- Tallied first collegiate point on a free throw at Wisconsin (1/18)

**2011-12 GAME-BY-GAME**

Opponent	GS	FG	3FG	FT	Reb	Pts	A	TO	B	S	Min
Texas-Pan American		0-0	0-0	0-0	0	0	0	0	0	0	2
vs. LSU					DNP						
vs. Tulsa					DNP						
vs. Seton Hall					DNP						
Stony Brook					DNP						
at Georgia Tech		0-0	0-0	0-2	0	0	0	0	0	0	2
Miss. Valley State		0-3	0-2	0-0	1	0	1	0	0	0	13
Baylor					DNP						
Texas Southern		0-0	0-0	0-0	0	0	0	1	0	0	3
Central Conn. State					DNP						
Eastern Illinois		0-0	0-0	0-0	0	0	0	0	0	0	1
at Creighton					DNP						
at Ohio State					DNP						
Penn State					DNP						
Illinois					DNP						
at Michigan					DNP						
Michigan State					DNP						
at Wisconsin		0-1	0-1	1-2	0	1	0	0	0	0	3
at Minnesota		0-0	0-0	0-2	0	0	0	0	0	0	1
Purdue					DNP						
Nebraska					DNP						
at Illinois		0-0	0-0	0-0	0	0	0	0	0	0	0+
Iowa		0-0	0-0	0-0	0	0	0	0	0	0	1
at Purdue					DNP						
at Indiana					DNP						
Minnesota					DNP						
Michigan					DNP						
at Penn State					DNP						
Ohio State					DNP						
at Iowa					DNP						
vs. Minnesota					DNP						
Akron					DNP						

**CAREER HIGHS**

Points	1 at Wisconsin (1/18/12)
Rebounds	1 vs. Mississippi Valley State (12/2/11)
FG	none
3-pt FG	none
FT	1 at Wisconsin (1/18/12)
Assists	1 vs. Mississippi Valley State (12/2/11)
Steals	none
Minutes	13 vs. Mississippi Valley State (12/2/11)

## 2011-12 PLAYER BIOS



### TRE DEMPS

6-2 • 195 • Fr.  
Guard  
San Antonio, Texas  
Ronald Reagan

# 14



#### 2011-12 SEASON NOTES

- Will miss remainder of season after undergoing left shoulder surgery Dec. 13
- Started the season-opener vs. UTPA (11/13) as a true freshman
- Scored eight points and handed out four assists in a victory over Mississippi Valley State (12/2)

#### 2011-12 GAME-BY-GAME

Opponent	GS	FG	3FG	FT	Reb	Pts	A	TO	B	S	Min
Texas-Pan American	*	0-4	0-3	1-2	3	1	1	1	0	0	24
vs. LSU					DNP						
vs. Tulsa					DNP						
vs. Seton Hall					DNP						
Stony Brook		0-1	0-1	0-2	0	0	0	0	0	1	5
at Georgia Tech		0-1	0-0	0-0	1	0	0	0	0	0	2
Miss. Valley State		3-11	2-4	0-1	1	8	4	1	0	0	26
Baylor					DNP						
Texas Southern					DNP						
Central Conn. State					DNP						
Eastern Illinois					DNP						
at Creighton					DNP						
at Ohio State					DNP						
Penn State					DNP						
Illinois					DNP						
at Michigan					DNP						
Michigan State					DNP						
at Wisconsin					DNP						
at Minnesota					DNP						
Purdue					DNP						
Nebraska					DNP						
at Illinois					DNP						
Iowa					DNP						
at Purdue					DNP						
at Indiana					DNP						
Minnesota					DNP						
Michigan					DNP						
at Penn State					DNP						
Ohio State					DNP						
at Iowa					DNP						
vs. Minnesota					DNP						
Akron					DNP						

#### CAREER HIGHS

Points	8 vs. Mississippi Valley State (12/2/11)
Rebounds	3 vs. Texas-Pan American (11/13/11)
FG	3 vs. Mississippi Valley State (12/2/11)
3-pt FG	2 vs. Mississippi Valley State (12/2/11)
FT	1 vs. Texas-Pan American (11/13/11)
Assists	4 vs. Mississippi Valley State (12/2/11)
Steals	1 vs. Stony Brook (11/25/11)
Minutes	26 vs. Mississippi Valley State (12/2/11)



### NICK FRUENDT

6-5 • 200 • Sr.  
Guard/Forward  
Batavia, Ill.  
Batavia

# 15



#### 2011-12 SEASON NOTES

- Connected on a pair of free throw attempts with an assist and a steal in season-opening win vs. UTPA (11/13)
- Scored a career-best 21 points, connecting on 8-of-11 field goal attempts, including 4-of-5 from 3-point range, to go along with six rebounds in a win over Mississippi Valley State (12/2)
- Grabbed three rebounds and handed out an assist in a win over Iowa (2/9)

#### 2011-12 GAME-BY-GAME

Opponent	GS	FG	3FG	FT	Reb	Pts	A	TO	B	S	Min
Texas-Pan American		0-0	0-0	2-2	0	2	1	0	0	1	3
vs. LSU		0-0	0-0	0-0	0	0	0	0	0	0	1
vs. Tulsa		0-0	0-0	0-0	0	0	0	0	0	0	2
vs. Seton Hall					DNP						
Stony Brook					DNP						
at Georgia Tech		0-0	0-0	0-0	0	0	0	0	0	0	3
Miss. Valley State		8-11	4-5	1-1	6	21	1	0	0	0	25
Baylor		0-1	0-1	0-1	1	0	0	2	0	0	7
Texas Southern		1-4	0-1	0-0	3	2	2	2	0	0	14
Central. Conn. State		0-1	0-1	0-0	0	0	0	1	0	0	5
Eastern Illinois		0-0	0-0	0-0	0	0	0	0	0	0	1
at Creighton					DNP						
at Ohio State		0-0	0-0	0-0	1	0	0	0	0	0	2
Penn State					DNP						
Illinois					DNP						
at Michigan					DNP						
Michigan State		0-0	0-0	0-0	0	0	1	0	0	0	7
at Wisconsin		0-0	0-0	0-0	4	0	0	0	0	1	14
at Minnesota		0-0	0-0	0-0	0	0	1	0	0	0	9
Purdue		0-0	0-0	0-0	0	0	0	0	0	0	0+
Nebraska					DNP						
at Illinois		0-0	0-0	0-0	0	0	0	0	0	0	0+
Iowa		0-1	0-0	0-0	3	0	1	0	0	0	10
at Purdue		0-2	0-1	0-0	1	0	1	0	1	1	9
at Indiana		0-0	0-0	0-0	0	0	0	0	0	0	1
Minnesota		0-0	0-0	0-0	0	0	0	0	0	0	1
Michigan		0-0	0-0	0-0	0	0	0	0	0	0	1
at Penn State					DNP						
Ohio State		0-0	0-0	0-0	0	0	0	0	0	0	2
at Iowa		0-0	0-0	0-0	0	0	0	0	0	1	3
vs. Minnesota					DNP						
Akron					DNP						

#### CAREER HIGHS

Points	21 vs. Mississippi Valley State (12/2/11)
Rebounds	6 vs. Mississippi Valley State (12/2/11)
FG	8 vs. Mississippi Valley State (12/2/11)
3-pt FG	4 vs. Mississippi Valley State (12/2/11)
FT	3 at Illinois (1/6/11)
Assists	2 vs. Texas Southern (12/15/11)
Steals	4 vs. SIU Edwardsville (1/20/11)
Minutes	25 vs. Mississippi Valley State (12/2/11)

## Individual Career History

### Cobb, JerShon

Season	gp-gs	min/avg	Total		3-Point		F-Throws		Rebounds				Scoring							
			fg-fga	pct	fg-fga	pct	ft-fta	pct	off	def	tot	avg	pf	fo	ast	to	blk	stl	pts	avg
2010-11	27-25	654/24.2	72-185	.389	23-76	.303	32-44	.727	17	65	82	3.0	46	0	41	22	2	19	199	7.4
2011-12	20-7	400/20.0	50-119	.420	14-44	.318	27-37	.730	7	27	34	1.7	25	0	20	31	3	28	141	7.1
<b>TOTAL</b>	<b>47-32</b>	<b>1054/22.4</b>	<b>122-304</b>	<b>.401</b>	<b>37-120</b>	<b>.308</b>	<b>59-81</b>	<b>.728</b>	<b>24</b>	<b>92</b>	<b>116</b>	<b>2.5</b>	<b>71</b>	<b>0</b>	<b>61</b>	<b>53</b>	<b>5</b>	<b>47</b>	<b>340</b>	<b>7.2</b>

### Crawford, Drew

Season	gp-gs	min/avg	Total		3-Point		F-Throws		Rebounds				Scoring							
			fg-fga	pct	fg-fga	pct	ft-fta	pct	off	def	tot	avg	pf	fo	ast	to	blk	stl	pts	avg
2009-10	34-34	927/27.3	119-266	.447	51-149	.342	52-81	.642	59	88	147	4.3	104	5	62	51	25	19	341	10.0
2010-11	34-34	1069/31.4	156-369	.423	53-162	.327	45-63	.714	46	114	160	4.7	86	1	68	45	22	31	410	12.1
2011-12	32-31	1113/34.8	193-397	.486	60-146	.411	81-115	.704	40	111	151	4.7	65	2	67	52	19	40	527	16.5
<b>TOTAL</b>	<b>100-99</b>	<b>3109/31.1</b>	<b>468-1032</b>	<b>.453</b>	<b>164-457</b>	<b>.359</b>	<b>178-259</b>	<b>.687</b>	<b>145</b>	<b>313</b>	<b>458</b>	<b>4.6</b>	<b>255</b>	<b>8</b>	<b>197</b>	<b>148</b>	<b>66</b>	<b>90</b>	<b>1278</b>	<b>12.8</b>

### Curletti, Davide

Season	gp-gs	min/avg	Total		3-Point		F-Throws		Rebounds				Scoring							
			fg-fga	pct	fg-fga	pct	ft-fta	pct	off	def	tot	avg	pf	fo	ast	to	blk	stl	pts	avg
2008-09	17-1	102/6.0	8-15	.533	2-2	1.000	0-1	.000	3	11	14	0.8	19	0	7	10	1	1	18	1.1
2009-10	24-0	215/9.0	13-28	.464	3-6	.500	19-30	.633	10	20	30	1.3	39	1	15	9	3	5	48	2.0
2010-11	34-0	502/14.8	45-98	.459	9-27	.333	37-48	.771	19	47	66	1.9	90	3	35	15	13	7	136	4.0
2011-12	32-4	612/19.1	37-89	.416	5-19	.263	42-71	.592	36	72	108	3.4	71	0	60	33	15	16	121	3.8
<b>TOTAL</b>	<b>107-5</b>	<b>1431/13.4</b>	<b>103-230</b>	<b>.448</b>	<b>19-54</b>	<b>.352</b>	<b>98-150</b>	<b>.653</b>	<b>68</b>	<b>150</b>	<b>218</b>	<b>2.0</b>	<b>219</b>	<b>4</b>	<b>117</b>	<b>67</b>	<b>32</b>	<b>29</b>	<b>323</b>	<b>3.0</b>

### Demps, Tre

Season	gp-gs	min/avg	Total		3-Point		F-Throws		Rebounds				Scoring							
			fg-fga	pct	fg-fga	pct	ft-fta	pct	off	def	tot	avg	pf	fo	ast	to	blk	stl	pts	avg
2011-12	4-1	57/14.3	3-17	.176	2-8	.250	1-5	.200	0	5	5	1.3	0	0	5	2	0	1	9	2.3
<b>TOTAL</b>	<b>4-1</b>	<b>57/14.3</b>	<b>3-17</b>	<b>.176</b>	<b>2-8</b>	<b>.250</b>	<b>1-5</b>	<b>.200</b>	<b>0</b>	<b>5</b>	<b>5</b>	<b>1.3</b>	<b>0</b>	<b>0</b>	<b>5</b>	<b>2</b>	<b>0</b>	<b>1</b>	<b>9</b>	<b>2.3</b>

### Fruendt, Nick

Season	gp-gs	min/avg	Total		3-Point		F-Throws		Rebounds				Scoring							
			fg-fga	pct	fg-fga	pct	ft-fta	pct	off	def	tot	avg	pf	fo	ast	to	blk	stl	pts	avg
2008-09	9-0	17/1.9	1-8	.125	0-1	.000	2-2	1.000	1	1	2	0.2	2	0	1	1	0	0	4	0.4
2009-10	20-0	56/2.8	5-12	.417	2-7	.286	4-4	1.000	3	3	6	0.3	4	0	2	4	1	2	16	0.8
2010-11	20-0	91/4.6	14-28	.500	3-11	.273	9-13	.692	6	10	16	0.8	13	0	6	4	2	6	40	2.0
2011-12	23-0	123/5.3	9-21	.429	4-10	.400	3-4	.750	10	9	19	0.8	14	0	9	5	1	4	25	1.1
<b>TOTAL</b>	<b>72-0</b>	<b>287/4.0</b>	<b>29-69</b>	<b>.420</b>	<b>9-29</b>	<b>.310</b>	<b>18-23</b>	<b>.783</b>	<b>20</b>	<b>23</b>	<b>43</b>	<b>0.6</b>	<b>33</b>	<b>0</b>	<b>18</b>	<b>14</b>	<b>4</b>	<b>12</b>	<b>85</b>	<b>1.2</b>

### Hearn, Reggie

Season	gp-gs	min/avg	Total		3-Point		F-Throws		Rebounds				Scoring							
			fg-fga	pct	fg-fga	pct	ft-fta	pct	off	def	tot	avg	pf	fo	ast	to	blk	stl	pts	avg
2009-10	13-0	25/1.9	2-4	.500	1-2	.500	0-0	.000	1	1	2	0.2	2	0	3	1	0	0	5	0.4
2010-11	19-0	47/2.5	5-13	.385	2-6	.333	7-8	.875	2	2	4	0.2	5	0	3	3	1	2	19	1.0
2011-12	32-32	830/25.9	83-166	.500	36-91	.396	37-47	.787	33	84	117	3.7	94	4	41	48	6	22	239	7.5
<b>TOTAL</b>	<b>64-32</b>	<b>902/14.1</b>	<b>90-183</b>	<b>.492</b>	<b>39-99</b>	<b>.394</b>	<b>44-55</b>	<b>.800</b>	<b>36</b>	<b>87</b>	<b>123</b>	<b>1.9</b>	<b>101</b>	<b>4</b>	<b>47</b>	<b>52</b>	<b>7</b>	<b>24</b>	<b>263</b>	<b>4.1</b>

### Jimenez, Omar

Season	gp-gs	min/avg	Total		3-Point		F-Throws		Rebounds				Scoring							
			fg-fga	pct	fg-fga	pct	ft-fta	pct	off	def	tot	avg	pf	fo	ast	to	blk	stl	pts	avg
2011-12	7-0	21/3.0	2-6	.333	1-5	.200	0-0	.000	1	0	1	0.1	2	0	1	1	0	0	5	0.7
<b>TOTAL</b>	<b>7-0</b>	<b>21/3.0</b>	<b>2-6</b>	<b>.333</b>	<b>1-5</b>	<b>.200</b>	<b>0-0</b>	<b>.000</b>	<b>1</b>	<b>0</b>	<b>1</b>	<b>0.1</b>	<b>2</b>	<b>0</b>	<b>1</b>	<b>1</b>	<b>0</b>	<b>0</b>	<b>5</b>	<b>0.7</b>

## Individual Career History

### Marcotullio, Alex

Season	gp-gs	min/avg	Total		3-Point		F-Throws		Rebounds				Scoring							
			fg-fga	pct	fg-fga	pct	ft-fta	pct	off	def	tot	avg	pf	fo	ast	to	blk	stl	pts	avg
2009-10	34-0	477/14.0	52-134	.388	41-111	.369	17-24	.708	8	31	39	1.1	57	1	34	21	0	31	162	4.8
2010-11	34-7	788/23.2	69-167	.413	45-126	.357	29-41	.707	20	64	84	2.5	70	2	73	36	4	34	212	6.2
2011-12	28-6	578/20.6	46-110	.418	35-88	.398	12-17	.706	11	47	58	2.1	68	4	56	26	7	21	139	5.0
<b>TOTAL</b>	<b>96-13</b>	<b>1843/19.2</b>	<b>167-411</b>	<b>.406</b>	<b>121-325</b>	<b>.372</b>	<b>58-82</b>	<b>.707</b>	<b>39</b>	<b>142</b>	<b>181</b>	<b>1.9</b>	<b>195</b>	<b>7</b>	<b>163</b>	<b>83</b>	<b>11</b>	<b>86</b>	<b>513</b>	<b>5.3</b>

### Mirkovic, Luka

Season	gp-gs	min/avg	Total		3-Point		F-Throws		Rebounds				Scoring							
			fg-fga	pct	fg-fga	pct	ft-fta	pct	off	def	tot	avg	pf	fo	ast	to	blk	stl	pts	avg
2008-09	26-2	480/18.5	36-81	.444	4-10	.400	26-39	.667	30	54	84	3.2	59	1	40	26	14	11	102	3.9
2009-10	33-29	846/25.6	91-189	.481	9-26	.346	49-88	.557	62	125	187	5.7	76	5	78	45	29	26	240	7.3
2010-11	34-34	828/24.4	95-185	.514	9-21	.429	54-81	.667	68	109	177	5.2	89	5	77	47	23	19	253	7.4
2011-12	19-15	378/19.9	46-93	.495	0-10	.000	21-41	.512	16	57	73	3.8	32	0	33	20	5	10	113	5.9
<b>TOTAL</b>	<b>112-80</b>	<b>2532/22.6</b>	<b>268-548</b>	<b>.489</b>	<b>22-67</b>	<b>.328</b>	<b>150-249</b>	<b>.602</b>	<b>176</b>	<b>345</b>	<b>521</b>	<b>4.7</b>	<b>256</b>	<b>11</b>	<b>228</b>	<b>138</b>	<b>71</b>	<b>66</b>	<b>708</b>	<b>6.3</b>

### Montgomery, James

Season	gp-gs	min/avg	Total		3-Point		F-Throws		Rebounds				Scoring							
			fg-fga	pct	fg-fga	pct	ft-fta	pct	off	def	tot	avg	pf	fo	ast	to	blk	stl	pts	avg
2011-12	10-0	28/2.8	0-5	.000	0-4	.000	1-6	.167	0	1	1	0.1	4	0	1	0	1	1	1	0.1
<b>TOTAL</b>	<b>10-0</b>	<b>28/2.8</b>	<b>0-5</b>	<b>.000</b>	<b>0-4</b>	<b>.000</b>	<b>1-6</b>	<b>.167</b>	<b>0</b>	<b>1</b>	<b>1</b>	<b>0.1</b>	<b>4</b>	<b>0</b>	<b>1</b>	<b>0</b>	<b>1</b>	<b>1</b>	<b>1</b>	<b>0.1</b>

### Shurna, John


Season	gp-gs	min/avg	Total		3-Point		F-Throws		Rebounds				Scoring							
			fg-fga	pct	fg-fga	pct	ft-fta	pct	off	def	tot	avg	pf	fo	ast	to	blk	stl	pts	avg
2008-09	31-31	574/18.5	83-178	.466	26-75	.347	35-47	.745	33	60	93	3.0	37	2	32	38	18	14	227	7.3
2009-10	34-34	1238/36.4	217-473	.459	78-220	.355	107-138	.775	58	158	216	6.4	74	0	88	67	32	28	619	18.2
2010-11	32-30	1088/34.0	176-366	.481	75-173	.434	104-147	.707	31	126	157	4.9	57	0	83	58	31	36	531	16.6
2011-12	32-32	1196/37.4	222-480	.463	90-209	.431	103-137	.752	45	127	172	5.4	55	0	90	48	54	37	637	19.9
<b>TOTAL</b>	<b>129-127</b>	<b>4096/31.8</b>	<b>698-1497</b>	<b>.466</b>	<b>269-677</b>	<b>.397</b>	<b>349-469</b>	<b>.744</b>	<b>167</b>	<b>471</b>	<b>638</b>	<b>4.9</b>	<b>223</b>	<b>2</b>	<b>293</b>	<b>211</b>	<b>135</b>	<b>115</b>	<b>2014</b>	<b>15.6</b>

### Sobolewski, Dave


Season	gp-gs	min/avg	Total		3-Point		F-Throws		Rebounds				Scoring							
			fg-fga	pct	fg-fga	pct	ft-fta	pct	off	def	tot	avg	pf	fo	ast	to	blk	stl	pts	avg
2011-12	32-32	1139/35.6	81-200	.405	41-113	.363	71-95	.747	15	68	83	2.6	81	0	117	45	8	29	274	8.6
<b>TOTAL</b>	<b>32-32</b>	<b>1139/35.6</b>	<b>81-200</b>	<b>.405</b>	<b>41-113</b>	<b>.363</b>	<b>71-95</b>	<b>.747</b>	<b>15</b>	<b>68</b>	<b>83</b>	<b>2.6</b>	<b>81</b>	<b>0</b>	<b>117</b>	<b>45</b>	<b>8</b>	<b>29</b>	<b>274</b>	<b>8.6</b>

### Turner, Mike

# 2011-12 NORTHWESTERN TV/RADIO ROSTER



**MIKE TURNER**  
Fr. • F • 6-8 • 205  
Chicago, Ill.  
U. of Chicago Lab High



**DREW CRAWFORD**  
Jr. • G/F • 6-5 • 210  
Naperville, Ill.  
Naperville Central




**OMAR JIMENEZ**  
Fr. • G • 6-1 • 185  
Kennesaw, Ga.  
Kennesaw Mountain




**DAVE SOBOLEWSKI**  
Fr. • G • 6-1 • 185  
Naperville, Ill.  
Benet Academy



**ALEX MARCOTULLIO**  
So. • G • 6-3 • 180  
Warren, Mich.  
De La Salle




**REGGIE HEARN**  
Jr. • G/F • 6-4 • 210  
Fort Wayne, Ind.  
Snider



**LUKA MIRKOVIC**  
Sr. • C • 6-11 • 245  
Belgrade, Serbia  
La Lumiere (LaPorte, Ind.)




**JAMES MONTGOMERY III**  
So. • G • 6-4 • 185  
Los Angeles, Calif.  
Santa Monica



**TRE DEMPS**  
Fr. • G • 6-2 • 195  
San Antonio, Texas  
Ronald Reagan



**NICK FRUENDT**  
Sr. • G/F • 6-5 • 205  
Batavia, Ill.  
Batavia




**JERSHON COBB**  
So. • G • 6-5 • 200  
Decatur, Ga.  
Columbia



**JOHN SHURNA**  
Sr. • F • 6-9 • 215  
Glen Ellyn, Ill.  
Glenbard West



**DAVIDE CURLETTI**  
Sr. • F • 6-9 • 230  
Farmington Hills, Mich.  
Orchard Lake St. Mary's



**NIKOLA CERINA**  
Jr. • F • 6-9 • 245  
Topola Oplenac, Serbia  
Nikola Tesla S.S.



**BILL CARMODY**  
12th Season  
Union College, '75