

# VILLANOVA FOOTBALL

## PAGE 96 • WILDCAT RUSHING RECORDS

### SINGLE-SEASON BEST RUSHING TOTALS

1,603 (249), Brian Westbrook, 2001  
 1,220 (179), Brian Westbrook, 2000  
 1,046 (200), Brian Westbrook, 1998  
 1,001 (194), Curtis Sifford, 1996  
 977 (233), Vince Thompson, 1977  
 889 (138), Gene Filipiski, 1952  
 877 (192), Curtis Sifford, 1997  
 868 (159), Jeff Dingle, 1988  
 837 (138), Pat Kennedy, 1991  
 833 (145), Pete D'Alonzo, 1950  
 832 (197), Vince Thompson, 1976  
 814 (184), Pat Kennedy, 1990  
 771 (132), Ralph Pasquariello, 1949  
 740 (121), John Heim, 1971  
 705 (136), Gene Filipiski, 1953  
 680 (136), Ducarmel Augustin, 1999  
 679 (137), Jeff Johnson, 1992  
 677 (142), Don Ziesel, 1980  
 664 (135), Peter Lombardi, 1988  
 640 (147), Dick Bedesem, Jr., 1976  
 639 (173), Vince Thompson, 1978  
 635 (130), Anthony Cowsette, 1994  
 630 (97), Brian Westbrook, 1997  
 625 (110), Ron Sency, 1986  
 624 (130), Todd Golemi, 1995  
 611 (158), Jeff Johnson, 1989  
 605 (128), Vernon Smith, 1991  
 587 (152), Joseph Belasco, 1970  
 585 (181), John Sodaski, 1968

### CAREER BEST RUSHING TOTALS

4,499 (725), Brian Westbrook, 1997-2001  
 2,533 (628), Vince Thompson, 1975-78  
 2,219 (513), Jeff Johnson, 1989-1992  
 2,161 (461), Curtis Sifford, 1994-97  
 1,950 (375), Pat Kennedy, 1988-1991  
 1,815 (380), Ralph Pasquariello, 1946-49  
 1,792 (538), Pat O'Brien, 1977-80  
 1,666 (366), Anthony Cowsette, 1993-96  
 1,594 (274), Gene Filipiski, 1952-53  
 1,591 (369), Kevin Mosley, 1990-93  
 1,568 (322), Peter Lombardi 1985-88  
 1,560 (283), Pete D'Alonzo, 1948-50  
 1,491 (259), Ron Sency, 1985-88  
 1,428 (251), Billy Walik, 1967-69  
 1,337 (278), Don Ziesel, 1977-80  
 1,211 (224), Joe Rogers, 1946-49  
 1,122 (229), John Heim, 1970-71  
 1,111 (261), Robert Haner, 1950-52  
 1,068 (251), Ed Farmer, 1971-73  
 1,005 (300), Frank Boal, 1966-68  
 1,001 (240), Richard Richman, 1960-62



*Peter Lombardi ranks 11th on the Villanova career rushing yards list.*



*Brian Westbrook established 17 Villanova rushing records during his Wildcat career.*

### MOST ATTEMPTS

Game — 41, Brian Westbrook vs. URI, 11/21/98  
 Season — 249, Brian Westbrook, 2001 (11 games)  
 Career — 725, Brian Westbrook, 1997-2001

### MOST NET YARDS

Game — 287, Brian Westbrook vs. Hofstra, 11/10/01  
 Season — 1,603, Brian Westbrook, 2001 (11 games)  
 Career — 4,499, Brian Westbrook, 1997-2001

### HIGHEST AVERAGE PER-PLAY

Game — 28.8 (4-115), Charlie Gross vs. William & Mary, 10/1/77 (4 minimum)  
 Season — 8.9 (64-569), Billy Walik, 1969  
 Career — 5.8 (274-1,594), Gene Filipiski, 1952-53

### HIGHEST AVERAGE PER-GAME

Season — 145.7 (1,603 in 11 games), Brian Westbrook, 2001  
 Career — 83.9 (1,594 yds. in 19 games), Gene Filipiski, 1952-53  
 (less than 20 games)  
 Career — 97.8 (4,499 yds. in 46 games), Brian Westbrook, 1997-2001 (over 20 games)

### TOUCHDOWNS

Game — 5, Brian Westbrook vs. James Madison, 10/6/01  
 Season — 22, Brian Westbrook, 2001 (11 games)  
 Career — 54, Brian Westbrook, 1997-2001

### YARDS BY CLASS IN A SEASON

Freshman — 630, Brian Westbrook, 1997  
 Sophomore — 1,046, Brian Westbrook, 1998  
 Junior — 1,220, Brian Westbrook, 1997  
 Senior — 1,603, Brian Westbrook, 2001

### MOST GAMES GAINING 100 YARDS OR MORE

Season — 8, Brian Westbrook, 2001  
 Career — 20, Brian Westbrook, 1997-2001

# VILLANOVA FOOTBALL

## WILDCAT PASSING RECORDS • PAGE 97

### MOST ATTEMPTS

Game — 69, Chris Boden vs. UConn 10/16/99  
 Season — 474, Chris Boden, 1999  
 Career — 1,412, Chris Boden, 1996-99

### MOST COMPLETED

Consecutive: 21, Kirk Schulz vs. Central Connecticut State, 10/10/87 (One game)  
 Game — 43, Chris Boden vs. UConn, 10/16/99  
 Season — 294, Chris Boden, 1999  
 Career — 868, Chris Boden, 1996-99

### MOST YARDS GAINED

Game — 444, Chris Boden vs. UConn, 10/16/99  
 Season — 3,707, Chris Boden, 1999  
 Career — 9,676, Kirk Schulz, 1986-89

### MOST TOUCHDOWN PASSES THROWN

Game — 6, Chris Boden vs. Delaware, 11/20/99  
 Season — 42, Chris Boden, 1997  
 Career — 99, Chris Boden, 1996-99

### MOST INTERCEPTIONS THROWN

Game — 6, Bill Bruno vs. LSU, 11/24/51  
 6, Bill Hatty vs. Temple, 11/24/73  
 Season — 22, Kirk Schulz, 1989  
 Career — 73, Kirk Schulz, 1986-89

### COMPLETIONS PER GAME

Season — 21.6 (281 in 13 games), Chris Boden, 1997  
 Career — 21.2 (868 in 41 games), Chris Boden, 1996-99

### HIGHEST COMPLETION PERCENTAGE

Game — 88.8% (16-18), Chris Boden vs. UMass, 10/11/97  
 Season — 67.1% (281-419), Chris Boden, 1997  
 Career — 61.5% (868-1412), Chris Boden, 1996-99



During his three-year Villanova career, Tom Marchese threw for 2,983 yards.



Kirk Schulz ranks second on Villanova's career passing yards list.

### SINGLE-GAME TOP PASSING PERFORMANCES (OVER 300 YARDS)

444 yds. (43-69-0, 4 TDs)	Chris Boden vs. UConn, 10/16/99
424 yds. (33-43-3, 2 TDs)	Chris Boden vs. Pennsylvania 9/25/99
<b>424 yds. (36-48-4, 4 TDs)</b>	<b>Brett Gordon vs. Delaware, 11/18/00</b>
422 yds. (40-61-2, 2 TDs)	Chris Boden vs. Delaware, 9/12/98
409 yds. (26-41-1, 5 TDs)	Chris Boden vs. Richmond, 10/18/97
<b>406 yds. (26-35-0, 3 TDs)</b>	<b>Brett Gordon vs. Maine, 10/20/01</b>
395 yds. (24-42-0, 3 TDs)	Drew Gordon vs. Temple, 11/26/70
389 yds. (35-61-3, 4 TDs)	Tom Colombo vs. Delaware, 10/19/91
382 yds. (28-42-0, 4 TDs)	Chris Boden vs. Northeastern, 11/22/97
<b>376 yds. (27-43-0, 4 TDs)</b>	<b>Brett Gordon vs. Richmond, 9/29/01</b>
<b>375 yds. (24-39-0, 3 TDs)</b>	<b>Brett Gordon vs. William &amp; Mary, 11/11/00</b>
373 yds. (18-29-0, 2 TDs)	Chris Boden vs. JMU, 9/19/98
371 yds. (19-33-3, 4 TDs)	Kirk Schulz vs. Georgia South., 11/25/89
362 yds. (31-39-0, 4 TDs)	Tom Colombo vs. Maine, 11/21/92
359 yds. (28-38-0, 4 TDs)	Kirk Schulz vs. Central Conn. St. 10/10/87
356 yds. (25-41-3, 4 TDs)	Kirk Schulz vs. Northeastern, 10/24/87
355 yds. (26-44-0, 3 TDs)	Bill Hatty vs. West Chester, 11/10/73
350 yds. (24-56-5, 3 TDs)	Clint Park vs. Rutgers, 8/31/96
348 yds. (24-38-0, 3 TDs)	Chris Boden vs. Delaware, 9/13/97
344 yds. (23-27-0, 5 TDs)	Chris Boden vs. Buffalo, 11/14/98
344 yds. (18-23-2, 5 TDs)	Drew Gordon vs. Xavier, 10/30/71
337 yds. (19-28-1, 2 TDs)	Clint Park vs. Rhode Island, 11/2/96
334 yds. (27-56-5, 0 TDs)	Erik Pearson vs. Richmond, 9/25/93
333 yds. (33-41-1, 3 TDs)	Clint Park vs. Connecticut, 10/5/96
333 yds. (21-34-2, 2 TDs)	Kirk Schulz vs. Massachusetts, 11/11/89
331 yds. (22-44-3, 1 TD)	Kirk Schulz vs. Massachusetts, 11/12/88
<b>330 yds. (31-40-1, 2 TDs)</b>	<b>Brett Gordon vs. New Hampshire, 11/3/01</b>
323 yds. (29-43-1, 4 TDs)	Chris Boden vs. Youngstown State, 12/6/97
323 yds. (25-35-0, 2 TDs)	Chris Boden vs. Maine, 9/20/97
321 yds. (19-43-4, 2 TDs)	Daryl Woodring vs. Delaware, 10/2/71
317 yds. (27-39-1, 3 TDs)	Kirk Schulz vs. Connecticut, 10/7/89
315 yds. (28-43-2, 2 TDs)	Kirk Schulz vs. Richmond, 9/1/89
315 yds. (25-53-3, 3 TDs)	Daryl Woodring vs. Boston Coll., 9/19/70
312 yds. (18-27-0, 3 TDs)	Tom Colombo vs. Richmond, 9/21/91
<b>311 yds. (32-44-1, 1 TD)</b>	<b>Brett Gordon vs. Delaware, 11/17/01</b>
311 yds. (20-29-1, 1 TD)	Kirk Schulz vs. Widener, 11/15/86
309 yds. (24-42-0, 3 TDs)	Kirk Schulz vs. Mercyhurst, 9/27/86
305 yds. (21-31-0, 2 TDs)	Chris Boden vs. Colgate, 11/29/97
304 yds. (27-45-1, 2 TDs)	Chris Boden vs. Air Force 9/4/99
301 yds. (22-33-2, 5 TDs)	Chris Boden vs. Fordham, 10/31/98
301 yds. (21-26-1, 4 TDs)	Kirk Schulz vs. Richmond, 10/29/88

### SINGLE-SEASON BEST PASSING PERFORMANCES (OVER 1000 YARDS)

3,707 yds. (281-419-5, 67.1%, 42 TDs)	Chris Boden, 1997
3,058 yrs. (294-474-14, 62.0%, 24 TDs)	Chris Boden, 1999
3,050 yds. (262-453-11, 57.8%, 31 TDs)	Chris Boden, 1998
<b>3,017 yds. (262-382-13, 68.6%, 25 TDs)</b>	<b>Brett Gordon, 2001</b>
2,844 yds. (230-390-22, 59.0%, 20 TDs)	Kirk Schulz, 1989
2,649 yds. (204-366-16, 55.7%, 24 TDs)	Clint Park, 1996
2,530 yds. (214-367-21, 58.3%, 15 TDs)	Kirk Schulz, 1988
2,338 yds. (196-326-17, 60.9%, 23 TDs)	Kirk Schulz, 1987
<b>2,293 yds. (184-281-9, 65.5%, 22 TDs)</b>	<b>Brett Gordon, 2000</b>
2,018 yds. (172-297-15, 57.9%, 16 TDs)	Tom Colombo, 1992
1,964 yds. (153-247-13, 61.9%, 16 TDs)	Kirk Schulz, 1986
1,947 yds. (172-341-19, 50.4%, 10 TDs)	Bill Hatty, 1973
1,826 yds. (127-263-15, 48.3%, 16 TDs)	Daryl Woodring, 1970
1,583 yds. (126-226-7, 55.8%, 9 TDs)	Tom Marchese, 1994
1,405 yds. (114-187-6, 61.0%, 13 TDs)	Bill Andrejko, 1967
1,399 yds. (115-239-18, 48.1%, 7 TDs)	John Sodaski, 1968
1,299 yds. (108-246-18, 43.9%, 5 TDs)	Brian Sikorski, 1974
1,249 yds. (110-223-7, 49.3%, 5 TDs)	Tom Marchese, 1995
1,237 yds. (84-186-15, 45.2%, 11 TDs)	Daryl Woodring, 1971
1,225 yds. (106-200-11, 53.0%, 4 TDs)	Erik Pearson, 1993
1,128 yds. (92-168-5, 54.8%, 5 TDs)	Tom Colombo, 1990
1,126 yds. (61-141-0, 43.3%, 9 TDs)	Stephen Romanik, 1949

### CAREER BEST PASSING PERFORMANCES

10,146 yds. (868-1412-31, 61.5%, 99 TDs)	Chris Boden, 1996-99
9,676 yds. (793-1330-73, 59.6%, 74 TDs)	Kirk Schulz, 1986-89
5,825 yds. (489-830-42, 59.8%, 41 TDs)	Tom Colombo, 1989-92
<b>5,349 yds. (450-664-23, 67.7%, 47 TDs)</b>	<b>Brett Gordon, 2000-present</b>
3,372 yds. (268-486-23, 55.1%, 29 TDs)	Clint Park, 1995-96
3,171 yds. (219-468-30, 46.8%, 28 TDs)	Daryl Woodring, 1969-71
2,983 yds. (249-478-15, 52.1%, 14 TDs)	Tom Marchese, 1993-95
2,647 yds. (230-449-26, 51.2%, 15 TDs)	Bill Hatty, 1972-73
2,444 yds. (188-448-28, 42.0%, 13 TDs)	Pat O'Brien, 1977-80
2,370 yds. (181-333-9, 54.4%, 21 TDs)	Drew Gordon, 1969-71
2,327 yds. (216-408-20, 45.3%, 12 TDs)	Brad Parpan, 1990-93
2,099 yds. (166-374-27, 44.3%, 9 TDs)	Brian Sikorski, 1973-76
1,912 yds. (145-251-9, 57.8%, 16 TDs)	Bill Andrejko, 1964-65, 67
1,688 yds. (156-286-12, 54.5%, 6 TDs)	Erik Pearson, 1993-94
1,674 yds. (118-305-*, 38.7%, 12 TDs)	William Brannau, 1950-52
1,619 yds. (87-217-*, 40.1%, 13 TDs)	Stephen Romanik, 1946-49
1,420 yds. (118-245-18, 48.1%, 8 TDs)	John Sodaski, 1966-68
1,357 yds. (105-225-*, 46.7%, 5 TDs)	Bill Magee, 1955-57
1,332 yds. (111-223-15, 49.7%, 6 TDs)	Gerry Bellotti, 1964-66
1,173 yds. (72-207-*, 34.8%, 5 TDs)	Jim Grazione, 1956-58

*Bold italics indicates returning 2002 player.*

# VILLANOVA FOOTBALL

## PAGE 98 • WILDCAT TOTAL OFFENSE RECORDS



*Tom Colombo recorded a career-high 396 yards of total offense versus Delaware on Oct. 19, 1991.*

### MOST PLAYS

Game — 70, Clint Park vs. Rutgers, 8/31/96  
 Season — 516, Chris Boden, 1998  
 Career — 1,571, Kirk Schulz, 1986-89

### MOST YARDS GAINED

Game — 444, Chris Boden vs. UConn 10/16/99  
 Season — 3,704, Chris Boden, 1997  
 Career — 10,146, Chris Boden, 1996-1999

### AVERAGE PER GAME

Season — 284.9 (3,704 yds. in 13 games), Chris Boden, 1997  
 Career — 231.9 (6,956 yds. in 30 games), Chris Boden, 1996-1999

### YARDS BY CLASS IN A SEASON

Freshmen — 1,945, Kirk Schulz, 1986  
 Sophomore— 3,704, Chris Boden, 1997  
 Junior— 3,017, Brett Gordon, 2001  
 Senior— 3,058 Chris Boden, 1999

### HIGHEST AVERAGE PER PLAY

Game — 13.7 (19 plays/260 yds.), Billy Andrejko vs. Buffalo, 11/11/67  
 Season — 6.7 (292 plays/1,945 yds.), Kirk Schulz, 1986  
 Career — 7.4 (1,368 plays/10,146 yds.), Chris Boden, 1996-99

### MOST TOUCHDOWNS

Game — 6 (6 passing), Chris Boden vs. Delaware 11/20/99  
 6 (6 passing), Billy Andrejko vs. Buffalo, 11/11/67  
 Season — 44 (42 passing/2 rushing), Chris Boden, 1997  
 Career — 99 (passing/rushing), Chris Boden 1996-99

### SINGLE-GAME TOTAL OFFENSE YARDAGE BESTS

444, Chris Boden vs. UConn, 10/16/99  
 424, Chris Boden vs. Pennsylvania, 9/25/99  
**424, Brett Gordon vs. Delaware, 11/18/00**  
 413, Chris Boden vs. Delaware, 9/12/98  
**397, Brett Gordon vs. Maine, 10/20/01**  
 396, Tom Colombo vs. Delaware, 10/19/91  
 395, Chris Boden vs. Richmond, 10/18/97  
 382, Drew Gordon vs. Temple, 11/26/70  
**378, Brett Gordon vs. Richmond, 9/29/01**  
**375, Brett Gordon vs. William & Mary, 11/11/00**  
 364, Bill Hatty vs. West Chester, 11/10/73  
 361, Kirk Schulz vs. Georgia Southern, 11/25/89  
 358, Chris Boden vs. JMU, 9/19/98  
 357, Clint Park vs. Rutgers, 8/31/96  
 352, Chris Boden vs. Northeastern, 11/22/97  
 352, Tom Colombo vs. Maine, 11/21/92  
 349, Kirk Schulz vs. Massachusetts, 11/12/88  
 338, Drew Gordon vs. Xavier, 10/30/71  
 337, Clint Park vs. Rhode Island, 11/2/96  
 336, Clint Park vs. Connecticut 10/5/96  
 334, Kirk Schulz vs. Northeastern, 10/24/87  
 331, Chris Boden vs. Buffalo, 11/14/98  
 331, Chris Boden vs. Delaware, 9/13/97  
 326, Daryl Woodring vs. Boston College, 9/19/70  
**323, Brett Gordon vs. New Hampshire, 11/3/01**  
 318, Chris Boden vs. Maine, 9/20/97  
 318, Kirk Schulz vs. Richmond, 9/1/89  
 313, Kirk Schulz vs. Massachusetts, 11/11/89  
 313, Daryl Woodring vs. Buffalo, 10/10/70  
 312, Tom Colombo vs. Richmond, 9/21/91  
 310, Chris Boden vs. Youngstown State, 12/6/97

### SINGLE-SEASON TOTAL OFFENSE BESTS

3,704, Chris Boden, 1997  
 3,058, Chris Boden, 1999  
**3,017, Brett Gordon, 2001**  
 2,925, Chris Boden, 1998  
 2,698, Kirk Schulz, 1989  
 2,642, Tom Colombo, 1991  
 2,641, Clint Park, 1996

### Single-Season Total Offense Bests Continued

2,416, Kirk Schulz, 1988  
**2,227, Brett Gordon, 2000**  
 2,202, Kirk Schulz, 1987  
 1,984, John Sodaski, 1968  
 1,983, Tom Colombo, 1992  
 1,945, Kirk Schulz, 1986  
 1,915, Daryl Woodring, 1970  
 1,859, Bill Hatty, 1973  
 1,603, Brian Westbrook, 2001  
 1,421, Bill Andrejko, 1967  
 1,349, Pat O'Brien, 1979  
 1,220, Brian Westbrook, 2000  
 1,204, Erik Pearson, 1993  
 1,177, Pat O'Brien, 1978  
 1,138, Daryl Woodring, 1971  
 1,102, Brian Sikorski, 1974  
 1,046, Brian Westbrook, 1998  
 1,032, Tom Colombo, 1990  
 1,027, Dick Bedesem Jr., 1976  
 1,001, Drew Gordon, 1970

### CAREER-TOTAL OFFENSE BESTS

9,261 (1,571 plays), Kirk Schulz, 1986-89  
 6,956 (1,074), Chris Boden, 1996-99  
 5,657 (972), Tom Colombo, 1990-92  
**5,243 (732), Brett Gordon, 2000-present**  
 4,499 (725), Brian Westbrook, 1997-2001  
 4,236 (986), Pat O'Brien, 1977-80  
 3,653 (535), Clint Park, 1995-96  
 3,157 (600), Daryl Woodring, 1969-71  
 2,835 (465), Pat Kennedy, 1988-91  
 2,571 (499), Curtis Sifford, 1994-97  
 2,522 (628), Vince Thompson, 1975-78  
 2,483 (576), Bill Hatty, 1972-73  
 2,387 (585), Drew Gordon, 1969-71  
 2,220 (510), Richie Richman, 1960-62  
 2,092 (455), John Sodaski, 1967-68  
 1,935 (364), Bill Andrejko, 1964-65 & 1967  
 1,815 (380), Ralph Pasquariello, 1946-49

*Bold italics indicates returning 2002 player*



2001 CO-CHAMPIONS

# VILLANOVA FOOTBALL

## WILDCAT RECEIVING RECORDS • PAGE 99

### MOST RECEPTIONS

Game —	16, Brian Finneran vs. Connecticut, 10/5/96
	16, Brian Finneran vs. Youngstown State, 12/6/97
Season —	98, Murle Sango, 1999
Career —	265, Brian Finneran, 1994-97

### MOST RECEPTIONS PER GAME

Season —	8.9 (98 in 11 games), Murle Sango, 1999
Career —	6.0 (265 in 44 games), Brian Finneran, 1994-97

### MOST RECEPTIONS BY CLASS IN A GAME

Freshmen —	10, <b>Brian White vs. UConn 10/16/99</b>
Sophomore —	15, Brian Westbrook vs. Northeastern 10/10/98
Junior —	16, Brian Finneran vs. Connecticut, 10/5/96
Senior —	16, Brian Finneran vs. Youngstown State, 12/6/97

### MOST RECEPTIONS BY CLASS IN A SEASON

Freshmen —	56, Brian Finneran, 1994
Sophomore —	89, Brian Westbrook, 1998
Junior —	98, Murle Sango, 1999
Senior —	96, Brian Finneran, 1997

### MOST YARDS GAINED

Game —	288, Mike Siani vs. Xavier, 10/30/71
Season —	1,389, Brian Finneran, 1997
Career —	3,872, Brian Finneran, 1994-97

### MOST YARDS PER GAME

Season —	123.5 (1358 in 11 games), Mike Siani, 1970
Career —	89.5 (2776 in 31 games), Mike Siani, 1969-71

### AVERAGE GAIN PER RECEPTION

Game —	36.7 (6 for 202), Mike Siani vs. Holy Cross, 10/24/70 (5 minimum)
Season —	19.6 (49 for 960), Mike Siani, 1971
Career —	18.8 (148 for 2,776), Mike Siani, 1969-71

### MOST YARDAGE GAINED BY CLASS IN A GAME

Freshmen —	153, John Mastronardo vs. West Chester, 11/10/73
Sophomore —	181, Brian Westbrook vs. JMU 9/19/98
Junior —	229, Brian Finneran, vs. Rhode Island, 11/2/96
Senior —	288, Mike Siani, vs. Xavier, 10/30/71

### MOST YARDAGE GAINED BY CLASS IN A SEASON

Freshmen —	805, Brian Finneran, 1994
Sophomore —	1,144, Brian Westbrook, 1998
Junior —	1,358, Mike Siani, 1970
Senior —	1,389, Brian Finneran, 1997

### MOST TOUCHDOWN PASSES CAUGHT

Game —	5, Mike Siani vs. Xavier, 10/30/71
Season —	19, Brian Finneran, 1997
Career —	34, Brian Finneran, 1994-97

### SINGLE-GAME MOST RECEPTIONS

16, Brian Finneran vs. Youngstown St. 12/6/97
16, Brian Finneran vs. Connecticut, 10/5/96
15, Brian Westbrook vs. Northeastern 10/10/98
14, Brian Finneran vs. Northeastern, 11/22/97
14, Murle Sango vs. New Hampshire, 11/3/01
13, Murle Sango vs. Connecticut, 10/16/99
12, Murle Sango vs. Youngstown St., 11/13/99
12, Brian Westbrook vs. Delaware 9/25/98
12, Mike Siani vs. Xavier, 10/30/71
12, Mike Siani vs. Boston College, 9/19/70
12, Tom Boyd vs. Toledo, 9/21/68
11, Murle Sango vs. New Hampshire, 10/30/99
11, Brian Westbrook vs. Richmond 11/7/98
11, Brad Finneran vs. UMass, 10/11/97
11, Tom Boyd vs. West Virginia, 9/21/68
10, Joe Kavanaugh vs. James Madison, 10/1/99
10, Brian Westbrook vs. Delaware, 11/18/00
10, Steve Ward vs. Delaware, 11/18/00
10, Murle Sango vs. Delaware, 11/20/99
10, Murle Sango vs. Pennsylvania, 9/25/99
<b>10, Brian White vs. UConn, 10/16/99</b>
10, Brian Westbrook vs. Pittsburgh 9/5/98
10, Brian Finneran vs. Rutgers, 8/31/96
10, John Mastronardo vs. Toledo, 9/20/75
10, Mike Siani vs. Buffalo, 10/10/70
10, Paul Sodaski vs. West Chester, 10/22/66

### SINGLE-GAME MOST YDS RECEIVING

288, Mike Siani vs. Xavier, 10/30/71
229, Brian Finneran vs. Rhode Island, 11/2/96
202, Mike Siani vs. Holy Cross, 10/24/70
194, Mike Siani vs. Temple, 11/26/70
192, Mike Siani vs. Boston College, 11/6/71
186, Mike Siani vs. Boston College, 9/19/70
181, Brian Westbrook vs. Maine, 10/20/01
181, Brian Westbrook vs. JMU 9/19/98
180, Brian Finneran vs. Youngstown St., 12/6/97
178, Brian Westbrook vs. Northeastern 10/10/98
176, Mike Siani vs. Delaware, 9/27/69
171, Brad Finneran vs. UMass, 10/11/97
166, Brian Finneran vs. Northeastern, 11/22/97
166, Brian Finneran vs. Rutgers, 8/31/96
159, Brian Finneran vs. Massachusetts, 9/7/96
155, Brian Finneran vs. Richmond, 10/18/97
153, John Mastronardo vs. W.Chester, 11/10/73
152, Murle Sango vs. New Hampshire, 11/3/01
151, Brian Finneran vs. Connecticut, 10/5/96
151, Mike Siani vs. Buffalo, 10/10/70
149, Robert Brady vs. Mercyhurst, 9/27/86
149, John Mastronardo vs. Richmond, 9/7/74

### SINGLE-SEASON MOST RECEPTIONS

98, Murle Sango, 1999
96, Brian Finneran, 1997
89, Brian Westbrook, 1998
81, Brian Finneran, 1996
74, Mike Siani, 1970
67, Murle Sango, 2001
63, Josh Dolbin, 1997
60, Steve Ward, 1998
59, Brian Westbrook, 2000
59, Brian Westbrook, 2001
56, Brian Finneran, 1994
53, Bob Brady, 1989
53, Tom Boyd, 1968
50, Scott Donald, 1991
49, Harold Hart, 1992
49, Mike Siani, 1971
47, Brad Finneran, 1997
47, Josh Dolbin, 1996
46, John Mastronardo, 1974
45, Bob Brady, 1988
45, Bob Brady, 1986
45, John Mastronardo, 1975
44, Bob Brady, 1987
43, Jeff Johnson, 1989
41, Peter Lombardi, 1988
40, Pat Kennedy, 1990
39, Joe Kavanaugh, 1999
39, Murle Sango, 2000
<b>39, Brian White, 1999</b>
37, Scott Donald, 1992
37, Shaz Brown, 2001
35, Jeff Dingle, 1988
35, Thomas Boyd, 1967

### SINGLE-SEASON MOST YARDS

1,389, Brian Finneran, 1997
1,358, Mike Siani, 1970
1,207, Brian Finneran, 1996
1,144, Brian Westbrook, 1998
1,064, Murle Sango, 1999
978, Mike Siani, 1971
938, Josh Dolbin, 1997
883, Robert Brady, 1989
818, Steve Ward, 1998
741, Josh Dolbin, 1996
739, John Mastronardo, 1974
728, Murle Sango, 2001
727, Brad Finneran, 1997
724, Brian Westbrook, 2000
699, Harold Hart, 1992
695, Robert Brady, 1986
687, Robert Brady, 1987
658, Brian Westbrook, 2001
636, Robert Brady, 1988
572, Tom Boyd, 1968

### CAREER-MOST RECEPTIONS

265, Brian Finneran, 1994-97
236, Murle Sango, 1998-2001
219, Brian Westbrook, 1997-2001
187, Bob Brady, 1986-89
175, Josh Dolbin, 1994-97
148, Mike Siani, 1969-71
140, John Mastronardo, 1973-76
127, Scott Donald, 1989-92
122, Steve Ward, 1997-00
119, Jeff Johnson, 1989-92
115, Tom Boyd, 1967-69
107, Harold Hart, 1989-93
<b>106, Brian White, 1999-present</b>
96, Brad Finneran, 1994-97
94, Jim Cashman, 1985-88
93, Steve Ward, 1997-
93, Greg Downs, 1986-90
81, Ron Sency, 1985-88
77, Peter Lombardi, 1985-88
73, Charles Driesbach, 1972-74

### CAREER-MOST YARDS

3,872, Brian Finneran, 1994-97
2,901, Bob Brady, 1986-89
2,776, Mike Siani, 1969-71
2,685, Murle Sango, 1998-2001
2,660, Josh Dolbin, 1994-97
2,639, Brian Westbrook, 1997-2001
2,162, J. Mastronardo, 1973-76
1,575, Steve Ward, 1997-00
1,462, Scott Donald, 1989-92
1,445, Harold Hart, 1989-93
1,425, Greg Downs, 1986-90
<b>1,317, Brian White, 1999-present</b>
1,252, Brad Finneran, 1994-97
1,239, Tom Boyd, 1967-69
1,206, Duc Augustin, 1997-00
1,099, Jim Cashman, 1985-88
1,025, Ron Sency, 1985-88
1,010, Scott Donald, 1989-92
978, Charles Driesbach, 1967-69
939, Straughn Lumpkin, 1989-93
923, Jeff Johnson, 1989-92
824, William Walik, 1967-69
725, Willie Sydnor, 1979-80
710, Joseph Rilo, 1949-51
703, Dan Brown, 1946-49
678, Joe Rogers, 1946-49
672, Edward Farmer, 1970-73
667, Chuck D'Agostini, 1968-69
658, Peter Lombardi, 1985-88

*Bold italics indicates returning 2002 player*



2001 CO-CHAMPIONS

# VILLANOVA FOOTBALL

## PAGE 100 • WILDCAT SCORING RECORDS

### SCORING

#### MOST POINTS SCORED

Game —	30, Mike Siani vs. Xavier, 10/30/71
	30, Brian Westbrook vs. James Madison, 10/6/01
Season —	176, Brian Westbrook, 2001 (11 games)
Career —	544, Brian Westbrook, 1997-2001

#### TOUCHDOWNS SCORED

Game —	5, Mike Siani vs. Xavier, 10/30/71
	5, Brian Westbrook vs. James Madison, 10/6/01
Season —	29, Brian Westbrook, 2001
Career —	89, Brian Westbrook, 1997-2001

#### MOST FIELD GOALS ATTEMPTED

Game —	6, Charles McGuckin vs. Swarthmore, 11/13/15
Season —	21, Bill Hoffmann, 1992
Career —	55, Casey Hannon, 1998-2001

#### MOST FIELD GOALS MADE

Game —	5, Mark Kiefer vs. Richmond, 11/18/95
Season —	13, Bill Hoffmann, 1992
	13, Mark Kiefer, 1997
Career —	38, Casey Hannon, 1998-2001

#### BEST FIELD GOAL PERCENTAGE

Game —	1.000 (5 of 5), Mark Kiefer vs. Richmond, 11/18/95
Season —	.900 (9 of 10), Tom Withka, 1988 (5 minimum)
Career —	.789 (31 of 39), Tom Withka, 1987-90 (20 minimum)

#### MOST EXTRA POINTS ATTEMPTED-KICKING

Game —	9, John Siano vs. Kings Point, 9/20/47
	9, Dennis Kelley vs. West Chester, 11/23/68
Season —	58, Mark Kiefer, 1997 (13 games)
Career —	156, Casey Hannon, 1998-2001

#### MOST EXTRA POINTS MADE-KICKING

Game —	8, Casey Hannon vs. Buffalo, 11/14/98
	8, Gus Fernandez vs. Holy Cross, 11/13/76
	8, Mark Kiefer vs. West Chester, 8/28/97
Season —	54, Mark Kiefer, 1997 (13 games)
Career —	148, Casey Hannon, 1998-2001

#### BEST EXTRA POINT MADE PERCENTAGE

Game —	1.000 (8 of 8), Casey Hannon vs. Buffalo, 11/14/98
	1.000 (8 of 8), Gus Fernandez vs. Holy Cross, 11/23/76
	1.000 (8 for 8), Bill Hoffmann vs Boston U., 10/5/91
Season —	1.000 (18 for 18), Dennis Griggs, 1973
Career —	.966 (116 of 120), Tom Withka, 1987-90

#### MOST TWO-POINT CONVERSIONS MADE

Game —	2, Brian Finneran vs. Northeastern (11/22/97)
Season —	5, Brian Finneran, 1997
Career —	6, Brian Finneran, 1994-97

#### MOST POINTS IN A SEASON - BY CLASS

Freshman —	72, Brian Westbrook, 1997
Sophomore —	160, Brian Westbrook, 1998
Junior —	136, Brian Westbrook, 2000
Senior —	176, Brian Westbrook, 2001

#### MOST POINTS - SEASON

176, Brian Westbrook, 2001
160, Brian Westbrook, 1998
136, Brian Westbrook, 2000
124, Brian Finneran, 1997
99, Robert Haner, 1952
96, Pat Kennedy, 1991
93, Mark Kiefer, 1997
92, Mike Siani, 1971
84, Jeff Johnson, 1989
78, Anthony Cowsette, 1996
77, Casey Hannon, 2001
75, Mark Kiefer, 1996
74, Anthony Cowsette, 1994
74, Bill Hoffmann, 1992
72, Brian Westbrook, 1997
72, Curtis Sifford, 1997
72, Mike Siani, 1970
72, Billy Walik, 1968
71, Bill Hoffmann, 1991
70, Casey Hannon, 1998
62, Tom Withka, 1989
62, Robert Brady, 1987
60, Curtis Sifford, 1996
60, Ron Sency, 1986
60, Billy Walik, 1969
60, John Sodaski, 1968
60, Pete D'Alonzo, 1950
60, Scott Donald, 1991
60, Kevin Mosley, 1992
57, Gus Fernandez, 1977
56, Gus Fernandez, 1976

#### MOST TOUCHDOWNS BY CLASS IN A SEASON

Freshman —	14, Jeff Johnson, 1989
Sophomore —	26, Brian Westbrook, 1998
Junior —	22, Brian Westbrook, 2000
Senior —	29, Brian Westbrook, 2001

#### MOST POINTS - CAREER

544, Brian Westbrook, 1997-2001
265, Casey Hannon, 1998-2001
241, Mark Kiefer, 1994-97
216, Brian Finneran, 1994-97
208, Mike Siani, 1969-71
204, Tom Withka, 1987-90
194, Anthony Cowsette, 1993-96
184, Robert Haner, 1950-52
180, Bill Hoffmann, 1990-93
170, Bob Brady, 1986-89
164, Ron Sency, 1985-88
164, Billy Walik, 1967-69
148, Gus Fernandez, 1975-77
143, Chuck Bushbeck, 1978-80
138, Curtis Sifford, 1994-97

#### MOST TOUCHDOWNS-SEASON

29, Brian Westbrook, 2001
26, Brian Westbrook, 1998
22, Brian Westbrook, 2000
19, Brian Finneran, 1997
16, Pat Kennedy, 1991
15, Mike Siani, 1971
14, Jeff Johnson, 1989
13, Ducarmel Augustin, 1999
13, Anthony Cowsette, 1996
13, Robert Haner, 1952
12, Brian Westbrook, 1997
12, Curtis Sifford, 1997
12, Anthony Cowsette, 1994
12, Mike Siani, 1970
12, Billy Walik, 1968
10, Murle Sango, 1999
10, Curtis Sifford, 1996
10, Bob Brady, 1987
10, Ron Sency, 1986
10, Billy Walik, 1969
10, John Sodaski, 1968
10, Pete D'Alonzo, 1950
10, Scott Donald, 1991
10, Kevin Mosley, 1992

#### MOST TOUCHDOWNS-CAREER

89, Brian Westbrook, 1997-p2001
34, Brian Finneran, 1994-97
34, Mike Siani, 1969-71
31, Anthony Cowsette, 1993-96
28, Bob Brady, 1986-89
27, Ron Sency, 1985-88
27, Billy Walik, 1967-69
26, Ducarmel Augustin, 1997-00
26, Pat Kennedy, 1988-91
23, Curtis Sifford, 1994-97
23, Robert Haner, 1950-52
23, Jeff Johnson, 1989-92
21, Ralph Pasquariello, 1946-49
21, Vince Thompson, 1975-78
20, Josh Dolbin, 1994-97
20, Murle Sango, 1998-2001
19, Joe Rogers, 1946-49
19, Scott Donald, 1989-92
17, Shawn Passman, 1978-80
17, Kevin Mosley, 1990-93



*Brian Finneran tallied 34 touchdowns during his illustrious Main Line career.*

# VILLANOVA FOOTBALL

## WILDCAT MISCELLANEOUS RECORDS • PAGE 101

### PUNT RETURNS

#### **MOST RETURNS**

Game — 8, Romeo Capriotti vs. Georgetown, 10/20/46  
Season — 29, Josh Dolbin, 1997  
Career — 58, Frank Polito, 1971-73

#### **MOST RETURN YARDS**

Game — 122, Frank Polito vs. Delaware, 11/3/73  
Season — 365, Bill Doherty, 1948  
Career — 649, Frank Boal, 1966-68

#### **BEST PUNT RETURN AVERAGE**

Game — 47.0 (2 for 94), David Martin vs. VMI, 10/25/80  
Season — 15.3 (8 for 122), 2001  
Career — 12.5 (31 for 387), David Martin, 1977-80

#### **MOST PUNT RETURNS FOR TOUCHDOWNS**

Game — 2, Frank Polito vs. Delaware, 11/3/73  
Season — 2, Robert Polidor, 1947  
Career — 3, Frank Polito, 1971-73

#### **LONGEST PUNT RETURNS**

88, Ralph Cecere vs. Syracuse, 11/21/53  
85, Edward McGrady vs. St. Joseph's, 11/16/18  
85, Thomas Morgan vs. Loyola (MD), 10/6/28  
83, Frank Boal vs. Holy Cross, 11/4/67  
81, David Parr vs. Wichita, 11/23/57  
75, David Martin vs. VMI, 10/25/80

### KICK-OFF RETURNS

#### **MOST KICKOFF RETURNS**

Game — 9, Brian Westbrook vs. Delaware, 11/18/00  
Season — 38, Brian Westbrook, 2000 (11 games)  
Career — 93, Brian Westbrook, 2000 1997-2001

#### **MOST KICKOFF RETURN YARDS**

Game — 269 (9), Brian Westbrook vs. Delaware, 11/18/00  
Season — 1,048 (38), Brian Westbrook, 2000 (11 games)  
Career — 2,433 (93), Brian Westbrook, 1997-2001

#### **BEST KICKOFF RETURN AVERAGE**

Game — 70.5 (2 for 141), Bob Dunn vs. Holy Cross, 11/2/63  
Season — 27.5 (38 for 1,048), Brian Westbrook, 2000  
Career — 29.7 (14 for 416), Bob Dunn, 1961-63

#### **MOST KICKOFF RETURN TOUCHDOWNS**

Season — Brian Westbrook, 2000  
Career — 5, Brian Westbrook, 1997-2001

### LONGEST KICKOFF RETURNS

109, Robert Polidor vs. Miami (FL), 11/1/46  
100, Joseph Slavin vs. Swarthmore, 11/2/07  
100, John Stopper vs. Santa Clara (Calif.), 10/4/69  
100, Willie Sydnor vs. Massachusetts, 9/20/80  
99, Bob Dunn vs. Holy Cross, 11/2/63  
99, Brian Westbrook vs. Colgate, 8/30/01  
98, Brian Westbrook vs. James Madison, 10/6/01  
96, Ademole Turner vs. Northeastern, 10/12/96  
96, Brian Westbrook vs. UNH, 10/21/00  
93, Brian Westbrook vs. Millersville, 9/9/00  
89, Brian Westbrook vs. Pittsburgh, 9/5/98  
89, Brian Westbrook vs. Colgate, 11/29/97

### ALL-PURPOSE RUNNING

#### **MOST PLAYS**

Game — 49, Brian Westbrook vs. Rhode Island, 11/21/98  
Season — 333, Brian Westbrook, 2001  
Career — 1,065, Brian Westbrook, 1997-2001

#### **MOST TOTAL YARDS**

Game — 428, Brian Westbrook vs. Pittsburgh, 9/5/98  
Season — 3,026, Brian Westbrook, 1998  
Career — 9,952, Brian Westbrook, 1997-2001

#### **HIGHEST AVERAGE PER PLAY**

Game — 16.4 (26-428), Brian Westbrook vs. Pittsburgh, 9/5/98  
Season — 16.4 (49-802), Ron Sency, 1988  
Career — 9.3 (9,952-1,065), Brian Westbrook, 1997-2001

### INTERCEPTIONS

#### **MOST INTERCEPTIONS**

Game — 4, Nick Basca vs. Muhlenberg, 9/30/39  
Season — 12, Frank Polito, 1971 (10 games)  
Career — 18, Frank Polito, 1971-73

#### **MOST INTERCEPTION RETURN YARDS**

Game — 130 (2), Nicholas Russo vs. Detroit, 11/21/59  
Season — 261 (12), Frank Polito, 1971 (10 games)  
Career — 406 (18), Frank Polito, 1971-73

#### **HIGHEST INTERCEPTION RETURN AVERAGE**

Game — 65.5 (2 for 130), Nicholas Russo vs. Detroit, 11/21/59 (2 minimum)  
Season — **34.7 (3 for 104), Gary Johnson, 2000** (3 minimum)  
Season — 28.4 (5 for 142), Joe Greco, 1966 (5 minimum)  
Career — 22.6 (18 for 406), Frank Polito, 1971-73

### MOST INTERCEPTIONS RETURNED FOR TOUCHDOWNS

Game — 1, several games  
Last Occurred — **9/23/00, Gary Johnson vs. Maine, 68 yds.**  
Season — 2, Daryl Stewart, 1989  
Career — 3, Frank Polito, 1971-73

### LONGEST INTERCEPTION RETURNS

96, Chris Yurkow vs. Holy Cross, 11/15/80  
92, Nicholas Russo vs. Detroit, 11/21/59  
88, Michael Basca vs. Boston University, 11/19/38  
85, Philip Barry vs. Navy, 11/7/08  
83, Dominic Marion vs. Loyola (MD), 9/26/31  
79, John Sodaski vs. Holy Cross, 11/4/67  
78, Americo Sapienza vs. Houston, 11/17/56  
72, Brian Barajas, vs. Richmond, 10/26/96

### PUNTING

#### **MOST PUNTS**

Game — 16, John Brice vs Detroit, 11/14/31  
Season — 83, Bob Schaeffer, 1971  
Career — 210, Perry Hodge, 1987-90

#### **MOST YARDS**

Game — 524, Bob Schaeffer vs. Maryland, 10/14/72  
Season — 3,252, Bob Schaeffer, 1971  
Career — 7,968, Perry Hodge, 1987-90


#### **HIGHEST AVERAGE PER-PUNT**

Game — 48.4 (5 for 242), Joe Borajkiewicz vs. Holy Cross, 11/15/80  
Season — 42.2 (29 for 1,221), George Winslow 1985  
Career — 39.6 (193-7649), Chris Birch 1998-2001

#### **LONGEST PUNTS**

95, Paul Longua vs. Duquesne, 11/25/22  
90, Walter Korchinski vs. Temple, 11/24/34  
86, Dino Folino vs. Delaware, 9/28/68  
85, Daniel Buckley vs. Pennsylvania, 11/24/06  
80, Ronald Meyers vs. Xavier, 9/27/59  
79, Alfonso Kasulin vs. Temple, 11/20/43  
77, George Winslow vs. Iona, 9/21/85  
77, George Piper vs. Xavier, 10/29/66  
76, Joe Borajkiewicz vs. Navy, 10/18/80

*Bold italics indicates returning 2002 player*



*Dino Folino's 86-yard punt return versus Delaware in 1968 ranks third best all-time in school history.*



# VILLANOVA FOOTBALL

## PAGE 102 • WILDCAT RECORDS

### RUSHING LEADERS

Year	Player	Carries	Yards	TD
2001	Brian Westbrook	249	1,603	22
2000	Brian Westbrook	179	1,220	15
1999	Ducarmel Augustin	136	680	12
1998	Brian Westbrook	200	1,046	10
1997	Curtis Sifford	192	877	9
1996	Curtis Sifford	194	1,001	7
1995	Todd Golemi	130	624	1
1994	Anthony Cowsette	130	635	12
1993	Kevin Mosley	99	398	3
1992	Kevin Mosley	184	814	10
1991	Pat Kennedy	138	837	15
1990	Pat Kennedy	171	791	6
1989	Jeff Johnson	158	611	10
1988	Jeff Dingle	159	868	6
1987	Ron Sency	91	542	5
1986	Ron Sency	110	625	9
1985	Ron Sency	57	332	5
1980	Don Ziesel	142	667	3
1979	Don Ziesel	106	587	7
1978	Vince Thompson	173	639	6
1977	Vince Thompson	233	977	8
1976	Vince Thompson	197	832	7
1975	Anthony Serge	64	275	1
1974	William Margetich	97	291	0
1973	Edward Farmer	105	410	2
1972	Edward Farmer	118	573	1
1971	John Heim	121	740	1
1970	Joseph Belasco	152	587	6
1969	William Walik	64	569	7
1968	John Sodaski	181	585	10
1967	Brendan Murray	100	347	1
1966	Francis Boal	122	410	5
1965	John Kolmer	81	269	4
1964	Thomas Brown	80	515	3
1963	John Boyle	91	412	1
1962	Larry Glueck	57	340	5
1961	Larry Glueck	60	400	6
1960	Richard Richman	89	371	3
1959	Leon Horin	80	317	4
1958	David Intrabartolo	140	582	1
1957	David Parr	64	346	5
1956	John Devereaux	90	398	1
1955	John Bauer	59	304	1
1954	John Giordano	65	241	1
1953	Gene Filipiski	135	705	6
1952	Gene Filipiski	138	889	7
1951	Ben Addiego	112	497	5
1950	Pete D'Alonzo	145	833	10
1949	Ralph Pasquariello	132	771	9
1948	Ralph Pasquariello	112	480	12
1947	Ralph Pasquariello	80	330	2
1946	Joseph Rogers	90	620	7



Villanova was led in rushing in 1972 and 1973 by Edward Farmer.

### PASSING LEADERS

Year	Player	Comp-Att	Yds.	TD	Int
2001	<b>Brett Gordon</b>	<b>262-382</b>	<b>3,017</b>	<b>25</b>	<b>13</b>
2000	<b>Brett Gordon</b>	<b>184-281</b>	<b>2,293</b>	<b>22</b>	<b>9</b>
1999	Chris Boden	294-474	3058	24	14
1998	Chris Boden	262-453	3,050	31	11
1997	Chris Boden	281-419	3,707	42	5
1996	Clint Park	204-366	2,649	24	16
1995	Tom Marchese	110-223	1,249	5	7
1994	Tom Marchese	126-226	1,583	9	7
1993	Erik Pearson	106-200	1,225	4	11
1992	Tom Colombo	172-297	2,018	16	15
1991	Tom Colombo	225-362	2,679	21	19
1990	Tom Colombo	92-168	1,128	5	8
1989	Kirk Schulz	230-390	2,844	20	22
1988	Kirk Schulz	244-367	2,530	15	21
1987	Kirk Schulz	196-326	2,338	23	17
1986	Kirk Schulz	153-247	1,964	16	13
1985	Kevin McNicholas	59-121	716	7	8
1980	Pat O'Brien	42-82	469	2	6
1979	Pat O'Brien	71-165	887	6	11
1978	Pat O'Brien	55-139	776	1	9
1977	Pat O'Brien	20-58	312	4	2
1976	Richard Bedesem Jr	25-59	387	4	7
1975	Brian Sikorski	54-115	735	4	8
1974	Brian Sikorski	108-246	1,299	5	18
1973	Bill Hatty	172-341	1,947	10	19
1972	Michael Sunday	58-146	719	5	9
1971	Daryl Woodring	84-186	1,237	11	15
1970	Daryl Woodring	127-263	1,826	16	15
1969	Joseph Belasco	51-107	748	14	8
1968	John Sodaski	115-239	1,399	7	18
1967	William Andrejko	114-187	1,405	13	6
1966	Gerry Bellotti	75-132	824	3	8
1965	William Andrejko	21-43	359	1	2
1964	David Connell	18-46	337	5	1
1963	David Connell	31-66	313	2	8
1962	Richard Richman	32-73	508	5	7
1961	Richard Richman	27-72	438	5	6
1960	Richard Richman	24-75	273	2	3
1959	George Roehre	50-132	671	4	11
1958	James Grazione	28-90	426	5	7
1957	James Grazione	30-76	493	4	6
1956	William Magee	47-86	648	3	3
1955	William Magee	32-79	367	2	9
1954	Richard Scott	53-113	654	5	11
1953	Joe McNicholas	27-61	503	4	n/a
1952	William Brannau	51-144	776	5	13
1951	William Brannau	65-146	870	6	21
1950	Neil O'Boyle	50-118	535	4	11
1949	Steve Romanik	61-141	1126	9	10
1948	Andy Gordon	39-87	578	5	8
1947	Steve Romanik	13-37	232	2	7
1946	Andrew J. Gordon	28-55	329	6	n/a

### RECEIVING LEADERS


Year	Player	Rec.	Yds.	TD
2001	Murle Sango	67	728	4
2000	Brian Westbrook	59	724	5
1999	Murle Sango	98	1,064	10
1998	Brian Westbrook	89	1,144	15
1997	Brian Finneran	96	1,389	19
1996	Brian Finneran	81	1,207	8
1995	Josh Dolbin	34	618	8
1994	Brian Finneran	56	805	7
1993	Eric Hunt	32	319	0
1992	Harold Hart	49	699	7
1991	Scott Donald	50	535	10
1990	Pat Kennedy	40	415	2
1989	Robert Brady	53	883	6
1988	Robert Brady	45	636	6
1987	Robert Brady	44	687	10
1986	Robert Brady	45	695	6
1985	Ken Burgese	12	230	2
1980	Willie Sydnor	19	340	1
1979	Willie Sydnor	24	385	2
1978	Paul Columbia	15	211	0
1977	Dennis McCauley	11	168	2
1976	John Mastronardo	20	323	3

1975	John Mastronardo	45	567	3
1974	John Mastronardo	46	739	3
1973	James Trolice	31	263	4
1972	Charles Driesbach	29	389	1
1971	Mike Siani	49	960	14
1970	Mike Siani	74	1328	12
1969	Charles D'Agostini	32	430	5
1968	Thomas Boyd	53	572	5
1967	Thomas Boyd	35	404	4
1966	Paul Sodaski	31	343	1
1965	John Schunke	20	400	1
1964	John Kelleher	10	247	3
1963	John Kelleher	13	224	2
1962	Larry Glueck	17	235	1
1961	Larry Glueck	19	318	2
1960	Larry Glueck	11	125	0
1959	Frank Ficca	16	331	1
1958	Eugene O'Pella	13	185	2
1957	Antonio Varrecchione	13	204	2
1956	Americo Sapienza	10	195	2
1955	John Bauer	12	130	2
1954	Michael Mayock	20	245	1
1954	John Giordano	20	167	0
1953	Ralph Cecere	12	310	2
1952	Ray Rigney	23	253	1
1951	Joe Rilo	18	319	3
1950	Joe Rilo	23	245	4
1949	Joe Rogers	21	471	3
1948	Dan Brown	14	231	0
1947	John Sheahan	6	113	2
1946	Dan Brown	16	264	2

*Bold italics indicates returning 2002 player*



Kevin McNicholas was the Wildcat quarterback in 1985 when the school brought back football after dropping it following the 1981 campaign.



During the 1972 season, Charles Driesbach made a team-high 29 catches for 389 yards.

# VILLANOVA FOOTBALL

## WILDCAT RECORDS • PAGE 103

### SCORING LEADERS

Year	Player	<u>TD</u>	<u>PAT</u>	<u>2PT</u>	<u>FG</u>	<u>TP</u>
2001	Brian Westbrook	29	0	1	0	176
2000	Brian Westbrook	22	0	2	0	136
1999	Ducarmel Augustin	13	0	1	0	80
1998	Brian Westbrook	26	0	2	0	160
1997	Brian Finneran	19	0	5	0	124
1996	Anthony Cowsette	13	0	0	0	78
1995	Josh Dolbin	8	0	0	0	48
1994	Anthony Cowsette	12	0	1	0	74
1993	Bill Hoffmann	0	14	0	5	29
1992	Bill Hoffmann	0	35	0	13	74
1991	Pat Kennedy	16	0	0	0	96
1990	Pat Kennedy	8	0	0	0	48
1989	Jeff Johnson	14	0	0	0	84
1988	Tom Withka	0	24	0	9	51
1987	Robert Brady	10	0	1	0	62
1986	Ron Sency	10	0	0	0	60
1985	Ron Sency	6	0	0	0	36
1980	Chuck Bushbeck	0	21	0	9	48
1979	Chuck Bushbeck	0	23	0	10	53
1978	Shawn Passman	7	0	1	0	44
1977	Gus Fernandez	0	24	0	11	57
1976	Gus Fernandez	0	29	0	9	56
1975	Gus Fernandez	0	11	0	8	35
1974	Dennis Griggs	0	8	0	5	23
1973	Dennis Griggs	0	18	0	7	39
1972	Richard Reiprish	2	6	0	1	21
1971	Mike Siani	15	0	1	0	92
1970	Mike Siani	12	0	0	0	72
1969	Billy Walik	10	0	0	0	60
1968	Billy Walik	12	0	0	0	72
1967	Frank Boal	5	0	2	0	34
1966	Frank Boal	5	0	0	0	30
1965	David Connell	4	0	0	0	24
	John Kolmer	4	0	0	0	24
1964	David Connell	5	0	2	0	34
1963	James Thomas	4	0	0	0	24
1962	Lawrence Glueck	6	0	4	0	44
1961	Lawrence Glueck	8	0	1	0	50
1960	Richard Richman	3	0	0	0	18
	Louis Rettino	3	0	0	0	18
1959	Leon Horin	4	0	1	0	26
1958	James Grazione	3	0	2	0	22
1957	David Parr	5	0	0	0	30
1956	John Bauer	5	9	0	0	39
1955	John Bauer	3	7	0	0	25
1954	Don McComb	4	0	0	0	24
1953	Gene Filipski	7	0	0	0	42
1952	Bob Haner	13	21	0	0	99
1951	Bob Haner	8	14	0	0	62
1950	Pete D'Alonzo	10	0	0	0	60
1949	Ralph Pasquariello	9	0	0	0	54
1948	Ralph Pasquariello	12	0	0	0	72
1947	Bob Polidor	5	0	0	0	30
1946	Joseph Rogers	7	0	0	0	42


### TACKLE LEADERS (SINCE 1976)

Year	Player	<u>UT</u>	<u>AT</u>	<u>TT</u>
2001	<i>Jamison Young</i>	65	24	89
2000	Braheem Powell	50	33	83
1999	Shaun Lyons	73	50	123
1998	Shaun Lyons	64	40	104
1997	Shaun Lyons	79	34	113
1996	Deon Jackson	73	38	111
1995	Curtis Dunaway	86	47	133
1994	Tyrone Frazier	88	62	150
1993	Chris Adler	78	38	116
1992	Curtis Eller	96	50	146
1991	Curtis Eller	62	39	101
1990	Curtis Eller	49	38	87
1989	Mickey Watson	59	63	122
1988	Mickey Watson	49	58	107
1987	Bill Buckley	30	48	78
1986	Bill Buckley	26	41	67
1985	Peter Giombetti	23	26	49
1980	Anthony Griggs	79	89	168
1979	Dan Burke	17	119	137
1978	Dan Burke	18	153	171
1977	Dan Driscoll	12	173	185
1976	Phillip DiGiacomo	7	128	135

*Bold italics indicates returning 2002 player*



*Bill Buckley (No. 58) was the team's leading tackler in 1986 and 1987.*



*Dan Driscoll*



*Tyrone Frazier*



*Anthony Griggs*



*Deon Jackson*



*Richard Richman*



# VILLANOVA FOOTBALL

## PAGE 104 • WILDCAT RECORDS

### INTERCEPTION LEADERS

Year	Player	Int.	Yds.	TDs
2001	Jason McMillion	2	76	0
	<i>Clarence Curry</i>	2	14	0
	<i>Gary Johnson</i>	2	0	0
2000	<i>Gary Johnson</i>	3	104	1
	Braheem Powell	3	43	0
1999	Braheem Powell	4	68	0
1998	Hezekiah Lewis	5	46	0
1997	Ademole Turner	5	59	0
1996	Shannon Riley	5	115	0
1995	Kyle Helton	4	85	0
	Brian Barajas	3	80	1
1994	Kyle Helton	3	13	0
	Curtis Dunaway	3	66	0
1993	Matt Smith	3	25	0
	Devian Logan	3	39	0
1992	Orin Solomon	3	0	0
	Kevin Long	4	39	1
1991	Barry Alvis	4	17	0
	Kevin Long	5	3	0
1990	Orin Solomon	5	0	0
	Chris Hunt	6	0	0
1989	Chris Hunt	5	15	0
1988	Chris Hunt	3	3	0
1987	Chris Hunt	4	14	0
1986	Brian Reed	3	37	0
1985	John McGowan	4	26	0
1980	Thomas Anthony	6	117	0
1979	Bernie Hober	4	40	0
1978	David Martin	4	20	0
	Dan Driscoll	4	69	0
1977	Joseph Clark	4	27	0
	Sean Collins	6	75	0
1976	Dave Bauer	4	67	0
	Steve Ebbecke	4	42	0
1974	Mark Ulrich	4	54	0
	Eugene Fasulo	4	10	0
1973	Stephen Ramsey	5	41	0
	Steve Ebbecke	5	37	0
1972	Frank Polito	4	92	1
1971	Frank Polito	12	261	2
1970	Robert Milanese	5	53	0
1969	Eugene Arthur	4	24	0
1968	Eugene Arthur	4	14	0
1967	Joseph Greco	5	73	0
1966	Joseph Greco	5	142	0
1965	Joseph Greco	3	27	0
1964	Michael Strofolino	3	106	0
1963	Robert Dunn	3	66	1
1962	Jack Clifford	2	2	0
1961	Lawrence Glueck	3	42	1
1960	Thomas O'Rourke	6	91	0
1959	Frank Ficca	3	59	0
1958	James Grazione	7	76	0
1957	Michael DeLucia	4	11	0
1956	John Ferruolo	3	28	0
1955	David Parr	3	29	0
1954	John Bauer	3	89	0
1953	Charles McGuckin	3	N/A	0
1952	Joseph McNicholas	8	102	0
1951	Joseph McNicholas	3	64	0
1950	Dominic Frinzi	3	64	0
1949	Alfred Schmid	4	74	0
1948	Stephen Romanik	5	81	0
1947	William Doherty	3	46	0
1946	Romeo Capriotti	4	79	0

*Bold italics indicates returning 2002 player*

### VILLANOVA'S TOP TEN TOTAL OFFENSE PERFORMANCES (SINCE 1946)

GAME	DATE	RUSH	PASS	TOTAL OFFENSE	
1.	North Carolina St.	11/19/49	627	79	706
2.	William & Mary	10/26/91	406	180	586
3.	Delaware	11/18/00	158	424	582
	Hofstra	11/10/01	312	270	582
5.	Holy Cross	11/13/76	494	77	571
6.	Fordham	10/31/98	261	303	564
7.	Xavier	10/30/71	145	417	562
8.	Connecticut	10/7/89	151	402	553
9.	Boston University	11/22/52	408	143	551
	Holy Cross	10/24/70	216	335	551
10.	New Hampshire	11/3/01	220	330	550

### VILLANOVA'S TOP TEN DEFENSIVE PERFORMANCES (SINCE 1946)

GAME	DATE	RUSHING	PASSING	T.O. ALLOWED	
1	Kings Point	9/20/47	-22	24	2
2.	West Chester	8/28/97	-17	43	26
3.	Fordham	11/27/54	7	50	57
4.	Dayton	11/08/58	28	30	58
5.	V.M.I.	9/22/62	23	38	61
6.	Boston College	11/12/66	73	4	77
7.	Miami (FL)	10/08/48	25	60	85
8.	Dayton	10/13/56	65	21	86
9.	George Washington	11/24/66	9	79	88
10.	Cincinnati	9/30/72	56	33	89



*Frank Polito, who still owns the Villanova school record for interceptions in a season, is seen here returning an interception versus the University of Mississippi in 1973.*



2001 CO-CHAMPIONS

# VILLANOVA FOOTBALL

## WILDCAT RECORDS • PAGE 105

### VILLANOVA 100 YARD OR BETTER RUSHING PERFORMANCES

RANK	NAME	No-Yds	GAME	DATE
1.	Brian Westbrook	26-287	Hofstra	11/10/01
2.	Pat Kennedy	21-249	William & Mary	10/26/91
3.	Brian Westbrook	27-233	William & Mary	11/24/01
4.	Brian Westbrook	33-228	James Madison	10/6/01
5.	Brian Westbrook	24-202	Maine	9/23/00
6.	Pete D'Alonzo	23-201	Duquesne	9/23/50
7.	Pat Kennedy	23-193	Boston University	11/17/91
8.	Gene Filipski	21-191	Detroit	10/4/52
9.	Brian Westbrook	23-188	Northeastern	10/14/00
10.	Brian Westbrook	36-184	New Hampshire	11/3/01
11.	Ralph Pasquariello	22-182	North Carolina St.	11/19/49
	Brian Westbrook	41-182	Rhode Island	11/21/98
13.	Ralph Pasquariello	21-180	Georgetown	11/12/48
14.	Brian Westbrook	27-179	Richmond	11/7/98
15.	Pat O'Brien	19-173	Delaware	10/15/77
16.	Brian Westbrook	36-172	Buffalo	10/14/98
17.	Gene Filipski	25-170	Fordham	11/28/53
18.	Joe Rogers	12-169	Georgetown	10/20/46
	Vince Thompson	36-169	Holy Cross	11/12/77
20.	Pete D'Alonzo	21-167	Tulsa	10/14/50
21.	Jeff Dingle	19-166	Bucknell	9/10/88
	Billy Walik	10-166	Dayton	11/8/69
23.	Vince Thompson	36-162	West Virginia	10/29/77
24.	Joe Belasco	31-158	Santa Clara	9/26/70
25.	Don Ziesel	24-155	Rutgers	11/17/79
26.	Duc Augustin	19-152	Northeastern	10/23/99
27.	Pat Kennedy	26-148	Maine	9/7/90
	Ron Sency	22-148	Catholic	10/17/87
29.	Joseph Pezelski	8-147	Temple	11/28/42
30.	Curis Sifford	27-146	James Madison	11/16/96
	Jeff Dingle	23-146	William & Mary	10/22/88
	Pat O'Brien	22-146	West Virginia	10/29/77
	Brian Westbrook	13-146	Colgate	8/30/01
34.	Ed Farmer	29-145	Quantico Marines	10/21/72
35.	Ben Addiego	19-144	Alabama	10/12/51
	Joe Belasco	28-144	Buffalo	10/10/70
	Ron Sency	14-144	Navy JV	11/4/85
38.	Robert Polidor	6-143	Marquette	11/8/47
39.	Todd Golemi	24-142	Buffalo	9/30/95
40.	Robert Haner	18-141	Boston University	11/22/52
41.	Rich Richman	20-140	Xavier	11/19/60
42.	Vince Thompson	23-139	Youngstown State	10/23/76
43.	John Geppi	8-138	North Carolina St.	11/19/49
	Pete D'Alonzo	16-138	St. Mary's	12/3/50
	Todd Golemi	18-137	Delaware	9/16/95
45.	Brian Westbrook	28-137	Delaware	11/17/01
47.	Ed Farmer	13-136	Massachusetts	9/15/73
48.	Vernon Smith	28-135	New Hampshire	11/9/91
	John Karoly	13-135	Boston University	11/18/89
50.	John Puleo	20-134	Army	10/8/77
	Don Ziesel	15-134	Youngstown State	10/6/79
52.	Curtis Sifford	15-133	Connecticut	10/5/96
	Kevin Mosley	33-133	Youngstown State	11/28/93
54.	Brian Westbrook	13-132	Millersville	9/9/00
55.	Curtis Sifford	20-131	Richmond	10/26/96
56.	Ron Sency	23-129	Columbia	11/1/86
57.	Curtis Sifford	20-128	Rhode Island	11/2/96
	Ralph Pasquariello	21-128	Boston College	10/28/49
	Robert Haner	17-128	Detroit	11/10/51
	Gary Pascoe	18-128	Ursinus	10/25/86
	Peter Lombardi	16-128	Massachusetts	11/7/87
62.	Duc Augustin	29-127	New Hampshire	10/30/99
63.	Vince Thompson	26-127	Dayton	9/18/76
	Vince Thompson	20-127	Temple	11/24/78
65.	Anthony Cowsette	19-126	James Madison	10/15/94
	Brian Westbrook	16-126	William & Mary	11/11/00
67.	Mike Jones	7-125	Columbia	9/23/89
	Jeff Dingle	14-125	Connecticut	10/8/88
69.	Vince Thompson	28-124	Boston College	10/30/76
70.	Duc Augustin	13-122	Massachusetts	9/17/99
	John Geppi	9-122	Georgetown	11/4/49
	Brian Westbrook	21-122	Northeastern	9/8/01
73.	John Heim	27-121	Maryland	9/12/70
	Ed Farmer	20-121	Holy Cross	10/28/72
	Kevin Mosley	26-121	Rhode Island	10/31/92
76.	Ed Farmer	17-120	Xavier	11/11/72
	Vince Thompson	20-120	Holy Cross	11/13/76
	Vince Thompson	34-120	Army	10/8/77
80.	Don Ziesel	16-120	Temple	11/22/80
	Jeff Dingle	20-119	Massachusetts	11/12/88
	Vince Thompson	29-119	Marshall	11/6/76
82.	John Karoly	12-118	Connecticut	10/31/87
	Anthony Cowsette	19-118	James Madison	9/23/95
84.	Gene Filipski	17-117	Boston College	10/17/52
	Billy Walik	11-117	West Chester	9/14/69
86.	Brian Westbrook	10-116	Pittsburgh	9/5/98
	Pat Kennedy	10-116	Massachusetts	11/11/89
	Art Bryant	16-116	Northeastern	10/14/95
89.	Lionel Shaw	26-115	Cincinnati	9/30/72
	Billy Walik	19-115	Xavier	10/26/68
	Charlie Gross	4-115	William & Mary	10/1/77
92.	Brian Westbrook	13-114	Fordham	10/31/98
	Robert Haner	18-114	Alabama	10/12/51
	Curtis Sifford	21-114	William & Mary	10/25/97
	Curtis Sifford	20-114	Buffalo	11/15/97
96.	Curtis Sifford	24-113	East Tennessee St.	11/30/96
	Pat Kennedy	16-113	Maine	9/7/91
	Jeff Johnson	21-113	Columbia	9/23/89
	Peter Lombardi	21-113	Rhode Island	10/1/88
100.	Pat Kennedy	20-112	Boston University	10/5/91
	Dominic Frinzi	9-112	North Carolina St.	11/19/49
	Gene Filipski	14-112	Kentucky	9/20/52
	Jeff Johnson	12-112	Rhode Island	10/31/92
104.	Pat Kennedy	18-111	Connecticut	9/28/91
	Lionel Shaw	24-111	William & Mary	9/23/72
	John Puleo	17-111	Ball State	9/17/77
	Don Ziesel	20-111	Navy	10/18/80
	Ron Sency	18-111	Mercyhurst	9/26/87
	Brian Westbrook	25-111	New Hampshire	10/21/00
110.	Peter Lombardi	25-110	Boston University	9/24/88
	Pat Kennedy	24-110	Youngstown State	11/30/91
	Kevin Mosley	17-110	Rhode Island	11/2/91
	Kevin Mosley	17-110	West Chester	9/4/92
	Ralph Pasquariello	19-110	Duquesne	10/22/49
	Pat O'Brien	15-110	Maryland	11/5/77
116.	Peter Lombardi	21-109	Connecticut	10/8/88
117.	Vernon Smith	21-108	Richmond	10/19/90
	Anthony Cowsette	23-108	Northeastern	10/14/95
119.	Roger Harriott	14-107	Fordham	10/31/68
	Billy Walik	10-107	Quantico Marines	10/14/97
	Robert Haner	17-107	Army	9/29/51
122.	Dominic Frinzi	13-106	Duquesne	9/23/50
123.	Pat O'Brien	26-105	Bowling Green	9/9/78
	Eric Hunt	9-105	Richmond	9/19/92
125.	Brian Westbrook	17-104	Colgate	11/29/97
	John Puleo	18-104	Dayton	9/24/77
	Gary Pascoe	11-104	Iona	9/19/86
	Anthony Cowsette	18-104	West Chester	11/5/94
129.	Vince Thompson	26-103	Maryland	11/5/77
	Brian Westbrook	14-103	Richmond	10/28/00
	Brian Westbrook	23-103	Massachusetts	10/27/01
132.	Brian Westbrook	18-102	William & Mary	9/26/98
	Jeff Johnson	28-102	Connecticut	10/7/89
	Pete D'Alonzo	21-102	Kentucky	10/21/50
	Ralph Pasquariello	19-102	Georgetown	11/4/49
	Jeff Johnson	14-102	Connecticut	10/10/92
137.	Brian Westbrook	11-101	Norfolk State	9/16/00
138.	Charles McGeehan	-100	Susquehanna	10/25/19
	Billy Walik	9-100	Buffalo	11/22/67
	Vince Thompson	23-100	Youngstown State	9/10/77



Lionel Shaw gained 111 yards on 24 carries versus William & Mary on Sept. 23, 1972.

# VILLANOVA FOOTBALL

## PAGE 106 • WILDCAT RECORDS

### VILLANOVA'S LONGEST RUSHES

YARDS	NAME	OPPONENT	DATE
110	John Powers	Fordham	10/15/02
90	Mike Jones	Columbia	9/23/89
89	(lateral) Darryl Woodring to Mike Siani	Maryland	9/11/71
85	John Finn	P.M.C.	10/8/21
84	George Randour	Loyola (MD)	10/22/32
84	Billy Walik	West Chester	9/13/69
81	Joseph Behot	Arkansas	10/28/39
81	Charlie Gross	William & Mary	10/1/77
80	Patrick Greene	Bucknell	11/1/02
80	Joseph Curely	Jefferson Med.	10/22/08
80	John Slane	St. John's	10/30/26
80	Nicholas Kotys	P.M.C.	9/21/35
80	John Geppi	Nevada	1/1/49
80	John Geppi	North Carolina St.	11/19/49
80	Billy Walik	Buffalo	11/22/69
80	Eric Hunt	Richmond	9/19/92
79	Pat Kennedy	William & Mary	10/26/91
79	Billy Walik	Quantico Marines	10/14/67
79	Ed Farmer	Massachusetts	9/15/73
78	Francis McAteer	Pitt Lyceum	10/21/05
78	Albert Postus	Manhattan	11/1/42
77	George Randour	Bucknell	10/14/33
75	Jeff Dingle	Connecticut	10/8/88
75	Michael Sabrinsky	Boston University	11/19/38
75	George Guida	Duquesne	10/2/48
75	Dominic Frinzi	North Carolina St.	11/19/49
73	Tom McCarthy	Iowa State	11/6/42
73	Vince Thompson	Youngstown State	10/23/76
73	Don Ziesel	Youngstown State	10/6/79
71	Curtis Sifford	Connecticut	10/5/96

### VILLANOVA'S LONGEST PASS PLAYS

YARDS	NAME	OPPONENT	DATE
83	Romanik to Rogers	Detroit	9/30/49
81	Connell to Sernyak	VMI	10/3/64
80	Woodring to Siani	Holy Cross	10/10/70
79	Gordon to Siani	Boston College	11/6/71
77	Park to Sifford	William & Mary	10/19/96
*77	Schulz to Sency	Northeastern	10/24/87
77	Gorton to Bauer	Indiana	10/15/55
76	Hodge to Johnson	Connecticut	10/7/89
75	Morgan to Gillespie	Davis-Elkins	11/24/28
74	Schulz to Donald	Massachusetts	11/11/89
72	Boden to Westbrook	James Madison	9/19/98
72	Stoviak to Nowak to Mellus	Loyola (CA)	11/28/37
71	Boden to Finneran	Delaware	9/13/97
71	Schulz to Downs	Central Connecticut	10/10/87
71	O'Brien to Sydnor	Marshall	10/27/79
*70	Gillespie to Melanson	Temple	11/10/28
70	Woodring to Siani	Holy Cross	9/26/70
70	Sunday to Belmont	William & Mary	9/23/72
69	Gordon to Westbrook	Maine	10/20/01
69	Boden to Westbrook	James Madison	9/19/98
*69	Schulz to Kingsbury	Connecticut	10/7/89
68	Richman to Glueck	West Chester	9/15/62
68	Gordon to Siani	Xavier	10/30/71
*67	Schulz to Karoly	Rhode Island	10/28/89
67	Richman to Clifford	VMI	9/22/62
65	Sunday to Bilko	William & Mary	9/23/72
65	Ingram to Sydnor	Pennsylvania	11/8/80
64	Gordon to Sango	New Haven	10/12/01
*61	Park to Finneran	Rhode Island	11/2/96

\*did not score

### VILLANOVA'S LONGEST KICKOFF RETURNS

YARDS	NAME	OPPONENT	DATE
109	Robert Polidor	Miami (FL)	11/1/46
100	Joseph Slavin	Swarthmore	11/2/07
100	John Stopper	Santa Clara (CA)	10/4/69
100	Willie Sydnor	Massachusetts	9/20/80
99	Bob Dunn	Holy Cross	11/2/63
*99	Brian Westbrook	James Madison	10/6/01
98	Brian Westbrook	Colgate	8/30/01
96	Brian Westbrook	New Hampshire	10/21/00
96	Ademole Turner	Northeastern	10/12/96
93	Brian Westbrook	Millersville	9/9/00
*92	<b>Gary Johnson</b>	<b>Youngstown St.</b>	<b>10/23/99</b>
*90	Charlie McGuckin	Army	10/30/15
89	Brian Westbrook	Pittsburgh	9/5/98
89	Brian Westbrook	Colgate	11/29/97

\*Did not score

### VILLANOVA'S LONGEST PUNT RETURNS

YARDS	NAME	OPPONENT	DATE
88	Ralph Cecere	Syracuse	11/21/53
85	Edward McGrady	St. Joseph's	11/16/18
85	Thomas Morgan	Loyola (MD)	10/6/28
83	Frank Boal	Holy Cross	11/4/67
81	David Parr	Wichita	11/23/57
75	David Martin	VMI	10/25/80

### VILLANOVA'S LONGEST PASS INTERCEPTION RETURNS

YARDS	NAME	OPPONENT	DATE
96	Chris Yurkow	Holy Cross	11/15/80
*92	Nicholas Russo	Detroit	11/21/59
88	Michael Basca	Boston University	11/19/38
85	Philip Barry	Navy	11/7/08
83	Dominic Marion	Loyola (MD)	9/26/31
79	John Sodaski	Holy Cross	11/4/67
78	Americo Sapienza	Houston	11/17/56
72	Brian Barajas	Richmond	10/26/96

\*Did not score

### VILLANOVA'S LONGEST FIELD GOALS

YARDS	NAME	OPPONENT	DATE
53	Frank Venezia	Connecticut	10/7/95
51	Frank Venezia	Richmond	10/1/94
50	Casey Hannon	James Madison	10/1/99
*50	Joseph Broderick	Muhlenberg	11/26/25
*49	Charles McGuckin	Swarthmore	11/13/15
48	Chuck Bushbeck	Holy Cross	11/15/80
47	Tom Withka	Liberty	9/19/87
47	Bill Hoffmann	Connecticut	10/6/90
46	Mark Kiefer	Massachusetts	9/7/96
46	Mark Kiefer	Rhode Island	11/2/96
46	Frank Venezia	Connecticut	10/8/94
46	Gus Fernandez	Dayton	9/18/76
46	Chuck Bushbeck	Temple	11/22/80
46	Todd Schaeffer	Navy JV	11/4/85
46	Casey Hannon	Massachusetts	9/17/99
*45	Charles McGuckin	Ursinus	10/9/15
*45	James Sirdevan	Duquesne	11/25/22
45	Gus Fernandez	Boston University	11/22/75
45	Chuck Bushbeck	Maryland	9/8/79
45	Chuck Bushbeck	Delaware	10/13/79
44	Casey Hannon	Connecticut	10/16/99
43	Casey Hannon	William & Mary	10/9/99

\*Dropkick

*Bold italics indicated returning 2002 player*



2001 CO-CHAMPIONS

# VILLANOVA FOOTBALL

## WILDCAT OPPONENT RECORDS VS. VILLANOVA • PAGE 107

### INDIVIDUAL OPPONENT RECORDS

### TEAM OPPONENT RECORDS

#### RUSHING

Rushing Attempts — 42, George Scott, Maryland, 11/5/77  
 Rushing Yards — 265, Jerry Azumah, New Hampshire, 11/11/95  
 Rushing Touchdowns — 4, Norm Ford, New Hampshire, 11/5/88  
 4, Bill Vergantino, Delaware, 10/19/91  
 4, Taber Small, Connecticut, 10/16/99  
 4, Jake Eaton, Maine, 10/20/01  
 4, Ryan Day, New Hampshire, 10/20/01  
 99, Terry Baker, Oregon State, 12/15/62

Longest Rushing Play —

#### PASSING

Pass Attempts — 56, Kevin Foley, Boston University, 9/8/95  
 Pass Completions — 34, Matt LeZotte, JMU, 10/6/01  
 Passing Yards — 486, Bob Jean, New Hampshire, 11/5/88  
 Passing Touchdowns — 4, Matt Lytle, Pittsburgh, 9/15/98  
 4, Matt DeGennaro, Connecticut, 10/7/89  
 4, D. Corley, William & Mary, 10/9/99  
 90, Alex Juralewicz to Andy Tomasic, Temple, 11/18/39

Longest Pass Play —

#### RECEPTIONS

Pass Receptions — 15, Gordon Lockbaum, Holy Cross, 11/18/87  
 Pass Yards — 231, Scott Olds, New Hampshire, 11/5/88  
 TD Receptions — 3, Dave Klemic, Northeastern, 10/10/98  
 3, Latif Grim, Pittsburgh, 9/5/98  
 3, Gerald Lucear, Temple, 11/24/79  
 3, Cedric Thomas, West Virginia, 10/29/77

#### TOTAL OFFENSE

Total Offense Plays — 71, Matt LeZotte, JMU, 10/6/01  
 Total Offense Yards — 476 yds., Bob Jean, New Hampshire, 11/5/88

#### SCORING

Points — 24, Nick Borrell, Muhlenberg, 1924  
 24, Norm Ford, New Hampshire, 11/5/88  
 24, Bill Vergantino, Delaware, 10/19/91  
 24, Tabor Small, Connecticut, 10/16/99  
 Touchdowns — 4, Nick Borrell, Muhlenberg, 1924  
 4, Norm Ford, New Hampshire, 11/5/88  
 4, Bill Vergantino, Delaware, 10/19/91  
 4, Tabor Small, Connecticut, 10/16/99  
 PATs Made — 11, Dick Waterhouse, Army, 11/4/44  
 11, George Farabaugh, Lehigh, 10/24/03  
 PATs Attempted — 12, Dick Waterhouse, Army, 11/4/44  
 12, George Farabaugh, Lehigh, 10/24/03  
 FGs Made — 6, Frank Nester, West Virginia, 9/9/72  
 FGs Attempted — 7, Frank Nester, West Virginia, 9/9/72  
 Longest Field Goal — 54, Steve Mike-Mayer, Maryland, 9/29/71

#### PUNT RETURNS

Returns — 8, Pat Orchin, Houston, 10/15/71  
 8, Marshall, Maryland, 9/11/71  
 Yards — 141 (8), Marshall, Maryland, 9/11/71  
 Longest Punt Return — 93, Charlie Royalty, Texas A & M, 9/18/48

#### KICKOFF RETURNS

Returns — 8, Rich Hallowell, Fordham, 10/11/86  
 Yards — 197 (8), Rick Hallowell, Fordham, 10/11/86  
 Longest KO Return — 100, Jesse Williams, Richmond, 10/3/78

#### INTERCEPTIONS

Interceptions — 3, R. Pollard, Penn State, 10/6/51  
 3, Bartalo, Detroit, 11/10/51  
 3, Ned Guillet, Boston College, 10/27/73  
 3, Tim Byrne, New Hampshire, 11/5/88

#### MISCELLANEOUS

Longest INT Ret. — 100, Ricardo Walker, Delaware, 11/18/00  
 Longest Fumble Ret. — 80, Hill, Steelton YMCA, 10/20/06  
 Longest Punt — 99, Francis Dover, Boston College, 11/5/27

#### FIRST DOWNS

Total First Downs — 31, Boston College, 10/26/74  
 Rushing First Downs — 22, Northeastern, 10/10/87  
 22, Clemson, 9/30/78  
 22, Boston College, 10/26/74  
 18, Holy Cross, 11/18/87

Passing First Downs —

#### RUSHING

Rushing Attempts — 78, Northeastern, 10/24/87  
 Rushing Yards — 430, Richmond, 10/28/00  
 Rushing Touchdowns — 5, Air Force, 9/4/99

#### PASSING

Pass Attempts — 56, Boston Univ., 9/8/95  
 Pass Completions — 32, Holy Cross, 11/18/87  
 Passing Yards — 486, New Hampshire, 11/5/88  
 Pass Interceptions — 7, Manhattan, 11/16/40  
 Touchdown Passes — 4, Pittsburgh, 9/5/98  
 4, Temple, 11/24/79  
 4, Connecticut, 10/7/89  
 4, William & Mary, 10/9/99

#### TOTAL OFFENSE

Total Offense Plays — 95, Hofstra, 11/10/01  
 Total Offense Yards — 708, New Hampshire, 11/5/88

#### PUNT RETURNS

Punt Returns — 10, Maryland, 9/11/71  
 Punt Yards — 239 (8), Detroit, 10/15/54

#### KICKOFF RETURNS

Kickoff Returns — 9, Hofstra, 11/10/01  
 9, Buffalo, 11/14/98  
 9, Boston University, 11/6/71  
 9, Fordham, 10/11/86  
 Kickoff Return Yards — 210 (9), Fordham, 10/11/86

#### INTERCEPTIONS

Interceptions — 8, LSU, 11/24/51  
 Yards — 128 (5) Rutgers, 8/31/96

#### FUMBLES

Total — 10, Boston College, 11/10/46

#### SCORING

Points Quarter — 31, Rutgers, 10/6/23  
 Points Half — 62, Army, 11/4/44  
 Game — 83, Army, 11/4/44  
 Touchdowns — 12, Navy, 11/17/17  
 PATs Made — 11, Army, 11/4/44  
 PATs-Attempted — 12, Army, 11/4/44  
 FG Made — 6, West Virginia, 9/9/72  
 FG Attempted — 7, West Virginia, 9/9/72



2001 CO-CHAMPIONS

# VILLANOVA FOOTBALL

## PAGE 108 • WILDCAT RECORDS

### TOTAL OFFENSE

#### **MOST PLAYS**

Game — 113 vs. Connecticut, 10/7/89  
Season — 937, 1991 (12 games)

#### **MOST YARDS GAINED**

Game — 706 vs. NC State, 11/19/49  
Season — 5,304, 1991 (12 games)

#### **HIGHEST AVERAGE PER-PLAY**

Game — 8.0 (88 for 706) vs. NC State,  
11/17/49  
Season — 5.8 (694 plays, 4010 yds.), 1986

#### **MOST YARDS GAINED BY BOTH TEAMS COMBINED**

Game — 1,165 (Villanova 582,  
Delaware 583), 11/18/00  
Season — 9,670 (Villanova 4758,  
Opponent 4912), 1989

#### **MOST YARDS GAINED IN A LOSING GAME**

Game — 582 (158 rushing, 424 passing) vs.  
Delaware, 11/18/00

#### **FEWEST YARDS GAINED**

Game — -74 vs. Army, 11/4/44  
Season — 1850, 1950

#### **HIGHEST AVERAGE PER-GAME**

Season — 451.8 (11 games), 2001

### FIRST DOWNS

#### **MOST FIRST DOWNS**

Game — 32 vs. Connecticut, 9/28/91;  
Fordham, 11/14/92  
Season — 280, 1991 (12 games)

#### **MOST FIRST DOWNS-RUSHING**

Game — 25 vs. Boston College, 11/4/78  
Season — 152, 1976 (11 games)

#### **MOST FIRST DOWNS-PASSING**

Game — 23 vs. Connecticut, 10/16/99  
Season — 135, 1998 (11 games)

#### **MOST FIRST DOWNS-PENALTY**

Game — 6 vs. Iona, 9/19/86  
6 vs. Virginia Tech, 11/7/70  
Season — 20, 1998 (11 games)  
20, 1971 (11 games)

### RUSHING

#### **MOST RUSHES**

Game — 74 vs. NC State, 11/19/49  
Season — 695, 1976 (11 games)

#### **MOST YARDS GAINED**

Game — 627 vs. NC State, 11/19/49  
Season — 3015, 1976 (11 games)

#### **BEST AVERAGE PER-GAME**

Season — 432.9, 1949 (9 games)

#### **BEST AVERAGE PER-RUSH**

Game — 8.5 (74 for 627 yds.)  
vs. NC State, 11/19/49  
Season — 5.8 (461 for 2654 yds.), 1949

#### **MOST TOUCHDOWNS**

Game — 8 vs. Holy Cross, 11/13/76  
Season — 32, 1991 (12 games)

### PASSING

#### **MOST PASS ATTEMPTS**

Game — 69 vs. Connecticut, 10/16/99  
Season — 480, 1999 (11 Games)

#### **FEWEST PASS ATTEMPTS**

Game — 3, Toledo, 9/19/64  
Season — 76, 1976

#### **MOST PASS COMPLETIONS**

Game — 43, vs. Connecticut, 10/16/99  
Season — 303, 1997 (13 games)

#### **FEWEST PASS COMPLETIONS**

Game — 0, Toledo, 9/19/64  
Season — 30, 1976

#### **MOST PASSING YARDS**

Game — 444 (43 of 69) vs. Connecticut,  
10/16/99  
Season — 4,001, 1997 (13 games)

#### **HIGHEST PASS COMPLETION PERCENTAGE**

Game — 78.6% (11 for 14) vs.  
West Chester, 9/13/69  
Season — 67.2% (303 for 451), 1997 (13  
games)

#### **MOST PASSES HAD INTERCEPTED**

Game — 8 vs. LSU, 11/24/51  
Season — 24, 1959 (10 games)  
24, 1989 (12 games)

#### **FEWEST PASSES HAD INTERCEPTED**

Season — 3, 1964

#### **MOST TOUCHDOWN PASSES**

Game — 7 vs. UMass, 10/11/97  
Season — 45, 1997 (13 games)

#### **HIGHEST PASSING YARDAGE AVERAGE PER GAME**

Season — 307.8 (4,001 in 13 games), 1997

### SCORING

#### **MOST POINTS SCORED**

Quarter — 36 (2nd quarter) vs.  
West Chester, 8/28/97  
1st Half — 64 vs. West Chester, 8/28/97  
2nd Half — 45 vs. Central Conn. State,  
10/10/87  
Game — 65 vs. Buffalo, 11/14/98  
Season — 525, 1997 (13 games)

#### **MOST POINTS SCORED IN A LOSING GAME**

42 vs. Delaware (59), 11/18/01

#### **MOST TOUCHDOWNS SCORED**

Game — 9 vs. Buffalo, 11/14/98  
9 vs. Kings Point, 9/20/47  
9 vs. West Chester, 11/23/68  
Season — 69 (13 games), 1997

#### **MOST EXTRA POINTS-KICKING MADE**

Game — 8 vs. Buffalo, 11/14/98  
8 vs. Holy Cross, 11/13/76  
8 vs. West Chester, 8/28/97  
Season — 54 (13 games), 1997

#### **MOST EXTRA POINTS-KICKING ATTEMPTED**

Game — 9 vs. West Chester, 11/23/68  
9 vs. Kings Point, 9/20/47  
Season — 58 (13 games), 1997

#### **MOST FIELD GOALS MADE**

Game — 5 vs. Richmond, 11/18/95  
Season — 13 (13 games), 1997

#### **MOST FIELD GOALS ATTEMPTED**

Game — 7 vs. Swarthmore, 11/13/15  
Season — 18 (11 games), 1977  
18 (11 games), 2001

#### **HIGHEST SCORING AVERAGE**

Season — 40.2 (525 in 13 games), 1997



*In the opening game of the 1997 season, Villanova scored a school-record 64 points in the first half versus West Chester.*

# VILLANOVA FOOTBALL

## WILDCAT RECORDS • PAGE 109

### PUNT RETURNS

#### **MOST PUNT RETURNS**

Game — 10 vs. Georgetown, 10/20/46  
10 vs. VMI, 9/22/62  
Season — 46 (9 games), 1949

#### **MOST PUNT RETURN YARDS**

Game — 122, Delaware, 11/3/73  
Season — 394 (35), 1967

#### **HIGHEST PUNT RETURN AVERAGE**

Game — 22.9 (9 for 206 yds.) vs. Kings  
Point, 9/14/46  
Season — 13.2 (10 games), 1948

#### **MOST TOUCHDOWNS**

Game — 2 vs. Delaware, 11/3/73  
Season — 3 (11 games), 1973

### KICKOFF RETURNS

#### **MOST KICKOFF RETURNS**

Game — 12 vs. Lehigh, 10/24/1903  
12 vs. Army, 11/4/44  
Season — 56 (11 games), 2000

#### **MOST KICKOFF RETURN YARDS**

Game — 269 (9) vs. Delaware, 11/18/00  
Season — 1,294 (56) (11 games), 2000

#### **HIGHEST KICKOFF RETURN AVERAGE**

Game — 45.0 (4-180 yds.) vs. Holy Cross,  
11/2/63  
Season — 24.2 (11 games), 1998

#### **MOST TOUCHDOWNS**

Game — 1, many games  
Season — 2, 2000

### TURNOVERS

#### **MOST TOTAL TURNOVERS BY VU**

Game — 11 vs. LSU, 11/24/51  
Season — 44 (10 games), 1946

#### **FEWEST TOTAL TURNOVERS BY VU**

Game — 0, many games  
Season — 16 (8 games), 1964  
16, (13 games), 1997

#### **MOST INTERCEPTIONS BY VU**

Game — 7 vs. Manhattan, 11/16/40  
7 vs. Georgetown, 10/20/46  
Season — 25 (11 games), 1971  
25 (12 games), 1989

#### **FEWEST INTERCEPTIONS BY VU**

Game — 0, many games  
Season — 3 (8 games), 1964

#### **MOST INT. RETURN YARDS BY VU**

Game — 142 (5) vs. Holy Cross, 11/15/80  
Season — 328 (25) (11 games), 1971

### **MOST INTS RETURNED FOR TDS BY VU**

Game — 1, many games  
Season — 2, several seasons, last occurred  
2000

### **MOST FUMBLES BY VU**

Game — 9 vs. Temple, 11/27/75  
Season — 48 (11 games), 1975

### **MOST FUMBLES BY VU-LOST**

Game — 7 vs. Temple, 11/27/75  
Season — 30 (11 games), 1975

### **FEWEST FUMBLES BY VU-LOST**

Game — 0, many games  
Season — 7 (11 games), 1998  
7 (9 games), 1965 and 1966

### PUNTING

#### **MOST PUNTS**

Game — 14 vs. Detroit, 10/15/54  
Season — 92, 1974 (11 games)

#### **MOST YARDS PUNTING**

Game — 534 vs. Maryland, 10/14/72  
Season — 3,279 (92 punts), 1974

#### **HIGHEST AVERAGE PER-PUNT**

Game — 48.4 (242 yds.) vs. Holy Cross,  
10/20/79 (5 minimum)  
Season — 42.2 (29 for 1221 yds.), 1985  
41.6 (76 for 3120 yds.), 1972

### **MOST KICKOFFS**

Game — 19 vs. West Chester, 11/23/68  
19 vs. Kings Point, 9/20/47

### PENALTIES

#### **MOST PENALTIES**

Game — 19 vs. Holy Cross, 10/24/70  
Season — 96 (10 games), 1952

#### **MOST YARDS PENALIZED**

Game — 224 (19), vs. Holy Cross, 10/24/70  
Season — 956 (10 games), 1952

#### **FEWEST PENALTIES**

Game — 0, several games, last occurred vs.  
Boston College, 10/12/68  
Season — 35 (8 games), 1964  
31 (5 games), 1985

#### **FEWEST YARDS PENALIZED**

Game — 0, several games, last occurred vs.  
Boston College, 10/12/68  
Season — 311 (8 games), 1964  
285 (5 games), 1985



*Despite committing a school-record 19 penalties versus Holy Cross, the 1970 Wildcat squad managed to defeat the Crusaders, 34-14, in a game played at Villanova Stadium.*

### KICKOFFS



**2001 CO-CHAMPIONS**



# VILLANOVA FOOTBALL

## PAGE 110 • WILDCAT RECORDS

### TOTAL DEFENSE

#### FEWEST PLAYS ALLOWED

Game — 33, Kings Point, 9/20/47  
Season — 500 (9 games), 1947

#### MOST PLAYS ALLOWED

Game — 95, Hofstra, 11/10/01  
Season — 926 (12 games), 1989

#### FEWEST RUSHES ALLOWED

Game — 12, Rhode Island, 10/31/92  
Season — 318 (9 games), 1986

#### MOST RUSHES ALLOWED

Game — 78, Northeastern, 10/24/87  
Season — 642 (11 games), 1974

#### FEWEST PASSING ATTEMPTS ALLOWED

Game — 3, Miami (FL), 11/1/57  
Season — 89 (8 games), 1941  
106 (9 games), 1957

#### MOST PASSING ATTEMPTS ALLOWED

Game — 56, Boston University, 9/8/95  
Season — 418 (12 games), 1989

#### FEWEST COMPLETIONS ALLOWED

Game — 0, Detroit, 11/8/46  
0, Richmond, 10/25/58  
0, William & Mary, 11/5/69  
Season — 30 (8 games), 1941  
35 (9 games), 1956

#### MOST COMPLETIONS ALLOWED

Game — 32, Holy Cross, 11/18/87  
Season — 232 (12 games), 1989

#### FEWEST TOTAL YARDS ALLOWED

Game — 2 (33 plays), Kings Point, 9/20/47  
Season — 1,815 (9 games), 1949  
893 (5 games), 1985

#### MOST TOTAL YARDS ALLOWED

Game — 708, New Hampshire, 11/5/88  
Season — 4,912 (12 games), 1989

#### FEWEST RUSHING YARDS ALLOWED

Game — -22, Kings Point, 9/20/47  
Season — 842 (9 games), 1986  
260 (5 games), 1985

### MOST RUSHING YARDS ALLOWED

Game — 454, Richmond, 11/28/00  
Season — 2851 (11 games), 1974

### FEWEST PASSING YARDS ALLOWED

Game — 0, Duquesne, 11/22/42  
0, Detroit, 11/8/46  
0, Richmond, 10/25/58  
0, William & Mary, 11/15/69  
Season — 343 (8 games), 1941  
394 (9 games), 1956

### FEWEST POINTS ALLOWED

Game — 0 done 175 games, last done vs.  
Delaware, 9/14/96  
Season — 6 in 9 games, 1900  
7 in 9 games, 1937  
39 in 10 games, 1936  
95 in 11 games, 1962

### MOST POINTS ALLOWED

Game — 83, Army, 11/4/44  
Season — 361 (11 games), 2000

### FEWEST FIRST DOWNS ALLOWED

Game — 0, Kings Point, 9/20/47  
Season — 46 in 5 games, 1985  
84 in 10 games, 1948  
87 in 11 games, 1962

### MOST FIRST DOWNS ALLOWED

Game — 31, Boston College, 10/26/74  
Season — 279 (11 games), 2000

### MOST PASSES INTERCEPTED BY OPPONENT

Game — 8, LSU, 11/24/51  
Season — 24, 1959 (10 games)  
24, 1989 (12 games)

### MOST FUMBLES BY OPPONENT

Game — 9, Navy, 9/28/46  
9, Marquette, 10/4/46

### MOST FUMBLES BY OPPONENT - LOST

Game — 8, Marquette, 10/4/46

### MISCELLANEOUS

#### HIGHEST SCORING GAME-COMBINED SCORE

105 - Villanova 65, Buffalo 40, 11/14/98

#### HIGHEST SCORING TIED GAME

24-24, Villanova at Delaware, 10/16/76

#### MOST CONSECUTIVE VICTORIES

12, West Chester (8/28/97) to Colgate (11/29/97)

#### MOST CONSECUTIVE GAMES WITHOUT A LOSS AT HOME

25, Detroit (10/20/34) to Florida (10/11/40)

#### MOST CONSECUTIVE GAMES WITHOUT A LOSS

23, Manhattan (11/21/36) to S. Carolina (10/6/39)

#### MOST CONSECUTIVE GAMES WITHOUT A TIE

185, Tulsa (11/8/52) to Dayton (11/13/71)

#### MOST CONSECUTIVE LOSSES

9, Syracuse (9/25/54) to Vanderbilt (11/20/54)  
9, Army (11/7/59) to Army (11/22/60)

#### MOST CONSECUTIVE SHUTOUTS

11, Rutgers (10/6/23) to Dickinson (10/4/24)  
6, Manhattan (11/21/36) to Detroit (10/30/37)

#### MOST CONSECUTIVE TIMES SHUT OUT

3, Detroit (10/20/34) to Boston College (11/3/34)

#### MOST CONSECUTIVE GAMES WITHOUT BEING SHUT OUT

116, UMass (11/10/90) to Current

*Scott Rushton (No. 7) was a member of the 1986 Wildcat squad that allowed just 842 yards rushing which is still a school record today.*

