



2008-09 MEN'S BASKETBALL GAME NOTES

Villanova (8-0) vs. Texas (6-1)

Tuesday, December 9, 2008 • 9:30 PM

Jimmy V Classic ~ Madison Square Garden

TV: ESPN Radio: ESPN 950



VILLANOVA PROBABLE STARTERS

Pos.	Name	Height/Class/Hometown	PPG	RPG
G	Corey Stokes	6-5 / So. / Bayonne, N.J.	12.9	3.8
F	Antonio Pena	6-8 / So. / Brooklyn, N.Y.	9.3	5.6
F	Dante Cunningham	6-8 / Sr. / Silver Spring, Md.	17.3	8.0
G	Scottie Reynolds	6-2 / Jr. / Herndon, Va.	14.0	3.3
G	Corey Fisher	6-1 / So. / Bronx, N.Y.	11.3	2.6

OFF THE BENCH

Pos.	Name	Height/Class/Hometown	PPG	RPG
G	Reggie Redding	6-5 / Jr. / Philadelphia, Pa.	7.6	5.6
F	Shane Clark	6-7 / Sr. / Philadelphia, Pa.	5.7	2.4
F	Dwayne Anderson	6-6 / Sr. / Silver Spring, Md.	3.0	1.0
F	Frank Tchuisi	6-8 / Sr. / Douala, Cameroon	1.5	1.6
G	Jason Colenda	6-0 / Jr. / Fairfax, Va.	0.0	0.1
F	Russell Wooten	6-4 / Jr. / Chula Vista, Calif.	0.0	0.3
F/C	Maurice Sutton	6-11 / Fr. / Upper Marlboro, Md.		

Head Coach: Jay Wright (278-168 lifetime, 155-83 at Villanova)

TOP STORIES

- Through eight games, Dante Cunningham's emergence as an offensive weapon has been a major Villanova story line. The native of Silver Spring, Md., has scored in double figures in every one of the Wildcats eight games, the longest such stretch of his career. He already has posted three double-doubles, including a 31-point, 11-rebound effort on Nov. 17 against Fordham and twice been named to the BIG EAST Honor Roll.

- Balance has been a key for VU thus far this season. Four different players average double figures in points for the Wildcats, including Cunningham, Scottie Reynolds, Corey Stokes and Corey Fisher. Four or more Wildcats reached double figures in the scoring column in six of VU's eight games thus far in 2008-09.

- This is the second time in four seasons that Villanova has started a season with eight consecutive victories. In 2005-06, the 'Cats reeled off 10 straight wins before being upended by West Virginia. Villanova's best start to a season was a 13-game winning streak at the outset of the 1937-38 campaign.

- The Wildcats led from wire-to-wire in its wins last week over Penn and Houston Baptist. Thus far in 2008-09, Villanova has trailed in a game for a total of 3:10 of a possible 320 minutes. It has not trailed at any point later than the first media timeout in a game yet this season.

2008-09 SCHEDULE AND RESULTS

Date	Opponent	Result	Score	Record	Big East
Nov. 14	ALBANY	W	78-60	1-0	0-0
Nov. 17	FORDHAM	W	107-68	2-0	0-0
Nov. 19	NIAGARA (#)	W	77-62	3-0	0-0
Nov. 25	MONMOUTH (#)	W	71-48	4-0	0-0
Nov. 28	vs. Towson (#)	W	64-47	5-0	0-0
Nov. 29	vs. Rhode Island (#)	W	78-65	6-0	0-0
Dec. 2	@ Penn (B5)	W	69-47	7-0	0-0
Dec. 4	HOUSTON BAPTIST	W	93-57	8-0	0-0
Dec. 9	vs. Texas (%)	9:30 PM	ESPN		
Dec. 11	SAINT JOSEPH'S (B5)	8:00 PM	ESPN2		
Dec. 14	@ La Salle (B5)	7:00 PM	ESPNU		
Dec. 22	NAVY	7:30 PM	Nova Nation All-Access		
Dec. 29	TEMPLE (B5)	7:00 PM	ESPNU		
Jan. 1	@ Marquette (*)	2:30 PM	ESPN		
Jan. 6	@ Seton Hall (*)	8:00 PM	WPHL		
Jan. 10	LOUISVILLE (*) (WC)	Noon	ESPN		
Jan. 18	ST. JOHN'S (*)	Noon	WPHL		
Jan. 21	@ Connecticut (*)	7:00 PM	ESPN		
Jan. 24	@ USF (*)	Noon	WPHL		
Jan. 28	PITTSBURGH (*) (WS)	7:00 PM	ESPN		
Feb. 1	CINCINNATI (*)	Noon	WPHL		
Feb. 4	@ Providence (*)	8:00 PM	WPHL		
Feb. 7	SYRACUSE (*) (WC)	Noon	ESPN		
Feb. 10	MARQUETTE (*)	7:30 PM	ESPN2		
Feb. 13	@ West Virginia (*)	9:00 PM	ESPN		
Feb. 19	RUTGERS (*)	9:00 PM	ESPN or ESPN2		
Feb. 22	@ Syracuse (*)	1:00 PM	CBS		
Feb. 25	@ DePaul (*)	8:00 PM	WPHL		
Feb. 28	GEORGETOWN (*) (WC)	Noon	ESPN		
Mar. 2	@ Notre Dame (*)	7:00 PM	ESPN		
Mar. 5	PROVIDENCE (*)	7:00 PM	ESPN or ESPN2		
Mar. 10-14	BIG EAST Championship (^)		ESPN/ESPN2		

All times listed are Eastern time and subject to change without notice
 Home games, unless noted, denoted in **bold** and played at The Pavilion
 WC: denotes games played at the Wachovia Center
 WS: denotes game played at the Wachovia Spectrum
 B5: denotes a Philadelphia Big Five contest
 #: denotes Philly Hoop Group Classic (11/28 and 11/29 at The Palestra)
 %: denotes Jimmy V Classic (at Madison Square Garden)
 ^: denotes the BIG EAST Championship (at Madison Square Garden)

MEDIA INFORMATION

Interview Requests:

All interview requests should be addressed to Mike Sheridan, Director of Media Relations at (610) 519-4145.

Follow Villanova Basketball on the Web:

Follow the Villanova men's basketball team on the web at: www.villanova.com

Villanova Media Relations Information:

Phone- (610) 519-4120; Fax- (610) 519-7323
 Email- michael.sheridan@villanova.edu



VILLANOVA WILDCATS 2008-09 MEN'S BASKETBALL GAME NOTES

Eyes Turn to Texas

Through sheer coincidence, Villanova hosted a team from Texas that favors the color orange in its last outing at the Pavilion. But Wildcat coach Jay Wright and those in his program well know that all similarities between Houston Baptist, in just its second year as a Division I school, and the top 10 rated Texas Longhorns pretty much end there.

"This is going to be a great test for us," stated Wright of the encounter with the Longhorns, fresh from a nationally televised win over UCLA, in the second half of the Jimmy V doubleheader at Madison Square Garden.

"It was our job as a coaching staff to make sure our guys didn't look past (Houston Baptist). I thought we acted like a mature team in how we responded. And now we get to see where we are at against a great program."

As has been its pattern thus far in 2008-09, a number of Wildcats made important contributions in the 93-57 victory over the Huskies from Houston. All five starters scored in double figures.

The Wildcats have thrived in their first eight games but this marks their first encounter with a ranked team in 2008-09. These two programs played a pair of contests in 2006 and 2007, each winning on its home floor.

"Texas was a young team when we played them at the Wachovia Center (in 2007)," said Wright. "I'm sure their older guys all remember that game and this is going to be a great challenge for us. But we're excited about this opportunity to see where we are at."

Reynolds Wrap

Offensive fireworks have been a Scottie Reynolds trademark since he came to Villanova in 2007. But in the first seven games of the new season, his contributions came in other areas.

"I like how he's playing not making shots," stated Wright after VU downed Penn on Dec. 2. "He's distributing the ball, he's playing defense, he's rebounding and he's keeping his composure. I like that."

On Thursday night, though, Reynolds found his offensive groove. He drained 8-of-13 from the field, including a season-best 4-of-7 from outside the 3-point arc for 23 points.

"It was good to see Scottie get going," stated Wright. "He's been doing a lot of good things but we are going to need his scoring."

In the victory, the 6-2 native of Herndon, Va., dished out six assists against only one turnover. One year after averaging slightly more than one assist to one turnover (113 assists to 107 turnovers), the junior has a better than 2:1 ratio in that department with 38 assists and 18 turnovers.

One of Reynolds' great offensive strengths is his ability to get to the free throw line. He is 35-of-40 (.875) at the line.

In 73 career games, Reynolds has attempted four or more free throws 53 times. In those games, Villanova is 39-14 (.736).

Reynolds was named a pre-season All BIG EAST selection. On Nov. 7, it was announced that he is one of 50 players nationally included on the Wooden Award Preseason watch list.

In addition to his points, Reynolds averages 3.3 rebounds and 1.8 steals per outing.

Dante's Inferno

Over the course of his career, Dante Cunningham has been one of Villanova's most dependable defenders, rebounders and leaders. His offense, though, has typically taken a back-seat to that of such gifted scorers as Reynolds, Randy Foye, Kyle Lowry, and Curtis Sumpter.

But in 2008-09 Cunningham has moved to the forefront as a major offensive weapon.

"It's pretty much me understanding where shots are coming from and understanding where my teammates have to be to deliver the ball to me," says Cunningham of his offensive gains. "Our guards are getting it done on their end and I'm trying to get it done on my end."

Already this season the 6-8 product of Silver Spring, Md., has twice been named to the BIG EAST Honor Roll and was most valuable player of the Philly Hoop Group Classic. Dating back to last season, he has now scored in double figures in 10 straight games. The last Wildcat to do that was Reynolds last season.

Cunningham is now 53-of-93 (.570) from the floor this season. Those 93 field goal attempts are tops on the Wildcats and eclipse the 62 he took as a freshman on VU's Elite Eight squad in 2005-06. He is presently averaging 11.6 shots per game, up from a 7.5 attempt per game average last year.

"You always need a low-post presence," says Wright, "and Dante has really responded."

Cunningham also leads VU in rebounding at 8.1 rpg. He now has 597 career caroms, which places him 31st among the all-time top rebounders on the Main Line. His four steals against HBU were also a season-high.

Villanova 2008-09 Roster

No.	Name	Pos.	Ht.	Wt.	Year	Hometown/High School/Previous School
0	Antonio Pena	F	6-8	235	So.	Brooklyn, N.Y./St. Thomas More
1	Scottie Reynolds	G	6-2	195	Jr.	Herndon, Va./Herndon
4	Jason Colenda	G	6-0	205	Jr.	Fairfax, Va./Bishop O'Connell
10	Corey Fisher	G	6-1	185	So.	Bronx, N.Y./St. Patrick's (N.J.)
15	Reggie Redding	G	6-5	205	Jr.	Philadelphia, Pa./St. Joseph's Prep
20	Shane Clark	F	6-7	205	Sr.	Philadelphia, Pa./Hargrave Military Academy
21	Maurice Sutton	F/C	6-11	215	Fr.	Upper Marlboro, Md./Largo
22	Dwayne Anderson	G/F	6-6	215	Sr.	Silver Spring, Md./St. Thomas More
23	Russell Wooten	F	6-4	210	Jr.	Chula Vista, Calif./St. Augustine
24	Corey Stokes	G	6-5	195	So.	Bayonne, N.J./St. Benedict's
31	Taylor King	F	6-6	230	R-Fr.	Huntington Beach, Calif./Santa Ana Mater Dei/Duke
33	Dante Cunningham	F	6-8	230	Sr.	Silver Spring, Md./Potomac
42	Frank Tchuisi	F	6-8	215	Sr.	Douala, Cameroon/St. Benedict's

Head Coach: Jay Wright (Bucknell '83)

Associate Head Coach: Patrick Chambers

Assistant Coaches: Jason Donnelly, Doug West

Manager of Basketball Operations: Keith Urgo

Athletic Trainer: Jeff Pierce



2008-09 MEN'S BASKETBALL GAME NOTES

Anderson Update

Senior swingman Dwayne Anderson, who helped spark Villanova in its push to the Sweet 16 of the 2008 NCAA Tournament by averaging 9.7 points and 7.0 rebounds per contest over the final 14 games, was cleared to return to the lineup on Dec. 1 and played seven minutes - scoring three points - in the win over Penn. But there was discomfort in the same foot during the game and he did not appear in the victory over Houston Baptist.

"He's coming along but we're being very conservative with his recovery," stated Wright.

Anderson is listed as day-to-day.

Stokes Strokes

After sinking just 2-of-12 3-point field goal attempts in the Palestra over Thanksgiving weekend, sophomore Corey Stokes was back on line in the Wildcats two wins last week. He sank 10-of-15 (.667) from deep against Penn and Houston Baptist and is now 25-of-49 (.510) from outside the arc on the season.

The 6-5 native of Bayonne, N.J., notched a career-best 22 points against the HBU Huskies and was 6-of-9 from deep. He averages 12.9 points and 3.8 rebounds per game this season. That's a marked contrast to his freshman season of 2007-08. Through eight games last season the product of St. Benedict's Prep (N.J.) had scored a total of 18 points and was 7-of-28 (.250) from the field.

It's also worth noting that Stokes was very comfortable inside Madison Square Garden last season. In three games, including a regular season win over St. John's and two BIG EAST Tournament contests, he averaged 14.0 ppg.

Drummond to Transfer

Junior center Casiem Drummond (East Orange, N.J./Bloomfield Tech) informed the coaching staff in early December of his desire to locate a program to which he can transfer. He plans to complete the fall semester and then transfer to another program later in December.

AP Top 25 (Dec. 1)	ESPN/USA Today Poll (Dec. 1)
1. North Carolina	1. North Carolina
2. Connecticut	2. Connecticut
3. Pittsburgh	3. Pittsburgh
4. Duke	4. Duke
5. Gonzaga	5. Gonzaga
6. Oklahoma	6. Oklahoma
7. Notre Dame	7. Notre Dame
8. Texas	8. Texas
9. Purdue	9. UCLA
10. Tennessee	10. Purdue
11. Louisville	11. Louisville
12. UCLA	12. Michigan State
13. Michigan State	13. Tennessee
14. Xavier	14. Xavier
15. Wake Forest	15. Memphis
16. Syracuse	16. Villanova
17. Villanova	17. Wake Forest
18. Memphis	18. Georgetown
19. Arizona State	19. Arizona State
20. Georgetown	20. Syracuse
21. Miami (FL)	21. Florida
22. Davidson	22. Miami (FL)
23. Florida	22. Wisconsin
24. Baylor	24. Davidson
25. Marquette	25. Kansas

Series Stuff

Villanova vs. Texas
Tuesday, December 9, 2008
9:30 p.m. (Madison Square Garden)
ESPN

ESPN 950 Radio
Jimmy V Classic

All-Time vs. UT: Series tied 1-1

Last Meeting with UT: VU 76, Texas 69 (Jan. 20, 2007)

Last UT win: Texas 58, VU 55 (Jan. 20, 2006)

Jay Wright vs. UT: 1-1

Notes: The 'Cats and Longhorns each won on their home floor in the two previous meetings between the schools ... Seniors Shane Clark, Dwayne Anderson and Dante Cunningham appeared in both of those prior meetings ... Clark tallied 11 points and 12 rebounds in 2007 while Cunningham added 16 points and six rebounds ... Scottie Reynolds contributed 26 points and six rebounds in the 2007 victory over Texas.

Saint Joseph's at Villanova
Thursday, December 11, 2008
8:00 PM (The Pavilion)
ESPN2 TV

ESPN 950 Radio

All-Time: Villanova leads 41-24

Last Meeting: SJU 77, VU 55 (Feb. 4, 2008)

Last VU Victory: VU 56, SJU 39 (Feb. 6, 2007)

Jay Wright vs. SJU: 4-3

Notes: The Hawks snapped Villanova's Philadelphia Big Five record winning streak of 14 straight games at the Palestra last February ... It was VU's fifth straight loss at that point of the season .. The Wildcats then rallied to win nine of 14 en route to an appearance in the NCAA Tournament Sweet 16 ... Dante Cunningham and Scottie Reynolds led the 'Cats with 12 points apiece.

Villanova at La Salle
Sunday, December 14, 2008
7:00 PM (Tom Gola Arena)
ESPNU TV

ESPN 950 Radio

Last Meeting: VU 71, La Salle 58 (Dec. 29, 2007)

Jay Wright vs. La Salle: 6-1

Notes: The Wildcats make their second visit to Tom Gola Arena after posting a 64-51 win there on Dec. 23, 2006.

Defensive Doings

When Villanova jumped out to a 7-1 start a season ago, much of the success could be attributed to an offense that averaged 80.0 ppg.

This year's quick getaway, though, has been as much a product of stout defense as it has superior scoring. While the 'Cats are averaging 79.6 ppg, they have been just as effective at the other end of the court.

Villanova has limited its opponents to 154-of-413 (.373) shooting from the field thus far in 2008-09 and 56.8 ppg. The 'Cats have not surrendered more than 68 points this season and have a +22.8 ppg average over their foes.

In addition, teams are converting just .294 (50-of-147) of their 3-point field goal attempts against VU. Through early February in 2007-08, VU ranked last in 3-point field goal defense in the BIG EAST.



2008-09 MEN'S BASKETBALL GAME NOTES

'Cats Sign Trio of Standouts

A trio of nationally prominent seniors have inked national letters of intent to attend Villanova University in the fall of 2009, it was announced today. The group includes forward Isaiah Armwood from Montrose Christian Academy (Rockville, Md.); guard Maalik Wayns of Philadelphia's Roman Catholic High School and power forward Mouphtaou Yarou, a native of Benin in the republic of West Africa who also attends Montrose Christian Academy.

ESPN.com ranks the class as No. 2 in the nation.

"We are as excited about this class as any we have brought to Villanova," stated head coach Jay Wright. "This group offers us a unique combination of frontcourt and backcourt talent with exceptional skill and incredible character. The loyalty each of these young men has shown to our program through this process is heartwarming to all of us in the Villanova Basketball Family."

Armwood, 6-8, is a versatile forward who has been a fixture for national prep powerhouse Montrose Christian Academy. He averaged 12 points and eight rebounds as a junior before being sidelined by a left knee injury. It is expected that he will be a key performer in his final prep season for Montrose. He is listed as the No. 35 ranked prospect on ESPNU's Top 100 list.

"Isaiah is an athletically gifted wing player who has played four years for coach Stu Vetter at Montrose Christian Academy," stated Wright. "He has been well-schooled in the fundamentals. We expect him to make an immediate impact at Villanova with his quickness and athleticism."

Wayns is a 6-1 guard who averaged 22.4 points, 5.1 assists and 4.8 rebounds per game as a junior at Roman Catholic High School. Last summer, he represented the United States as a member of USA Basketball's 18-and-under team that competed in Argentina. He is ranked by espn.com as the No. 22 senior in the country.

"Maalik Wayns is the leader of this class," said Wright. "He was the first one of this group to commit to us and he encouraged his friends Isaiah and Mough (Yarou) to join him at Villanova. Maalik will be the next in the line of great Villanova guards. We're so proud to have another Roman Catholic Cahillite with us on the Villanova campus."

Rounding out the group of fall signees is Yarou, a 6-9 power forward

who in a short period of time in the United States has emerged as one of the nation's most coveted big men - the No. 27 rated senior prospect in the nation according to espn.com. He enjoyed a breakthrough summer on the AAU circuit and will play this season for Vetter at Montrose Christian Academy.

"Mough' is as skilled a power forward as any frontcourt recruit we have had at Villanova," Wright stated. "He is very intelligent, extremely hard working and will be playing for a legendary coach this season in Stu Vetter at Montrose Christian Academy. Mough will make an immediate impact on our team with his rebounding and shot blocking ability."

Philadelphia Big Five

The Big Five has been part of the Philadelphia basketball scene since 1955 and the City Series will again be a part of Villanova's schedule. The Wildcats, who have won or shared the city crown in each of the past four seasons, picked up a win at Penn on Dec. 2 to jump out to a 1-0 start in Big Five play. The complete series for VU looks like this:

Tuesday, Dec. 2: VU 69, Penn 47 (CN8)

Thursday, Dec. 11 vs. Saint Joseph's (ESPN2)

Sunday, Dec. 14 at La Salle (ESPNU)

Monday, Dec. 29 vs. Temple (ESPNU)

Happy at Home

Villanova will play home games at three sites in 2008-09: the Pavilion, Wachovia Center and Wachovia Spectrum.

The Wildcats have played before a sellout crowd of 6,500 at the Pavilion for 87 consecutive regular season games. The last time they failed to do so came during a snow storm in December of 2000.

Villanova is 43-4 (.915) in the building on Ithan Avenue since 2005. It is now 204-54 (.791) all-time in the Pavilion. Since the start of the 1994-95 season, VU is 142-22 (.866) in the Pavilion. The 'Cats are 72-12 (.857) in Pavilion home games under Jay Wright.

The Wildcats will host three BIG EAST games at the Wachovia Center in Philadelphia this season, beginning on Jan. 10 (Louisville). VU then returns to the Center on Feb. 7 against Syracuse and Feb. 28 when it welcomes Georgetown to the building. Villanova has averaged better than 19,000 in attendance in its Center games since 2005.

VU hosts Villanova hosts Pitt at the Spectrum Jan. 28.

The Last Time it Happened...

	<u>By Villanova</u>	<u>By Opponent</u>
Team Scored 100 points	107, vs. Fordham (Nov. 17, 2008)	Providence, 100 (Feb. 11, 2004)
Team Scored 90 points	99, vs. Penn (Dec. 2, 2006)	Notre Dame, 90 (Jan. 26, 2008)
Team Scored 80 points	84, vs. Siena (Mar. 23, 2008)	Georgetown, 82 (Mar. 13, 2008)
30-point win	93-57, vs. Houston Baptist (Dec. 4, 2008)	Kentucky, 93-56 (Feb. 9, 1997)
20-point win	71-48, vs. Monmouth (Nov. 25, 2008)	Saint Joseph's, 77-55 (Feb. 4, 2008)
50 percent shooting	.564, vs. Houston Baptist (Dec. 4, 2008)	Kansas, .533 (March 28, 2008)
5 players in double figures	vs. Houston Baptist (Dec. 4, 2008)	DePaul, (Jan. 3, 2008)
4 players in double figures	vs. Towson (Nov. 26, 2008)	Marquette, (Feb. 25, 2008)
Overtime victory	60-59, vs. Boston College (Mar. 24, 2006)	Connecticut, 75-74 (Feb. 28, 2004)
30 points by a player	Dante Cunningham, 31, vs. Fordham (Nov. 17, 2008)	Kyle McAlarney, Notre Dame, 30 (Mar. 3, 2007)
15 rebounds by a player	Casiem Drummond, 17, vs. N.C. St. (Nov. 25, 2007)	DeJuan Blair, Pitt, 15 (Jan. 6, 2008)
10 assists by a player	Scottie Reynolds, 10, vs. Louisville (Feb. 3, 2007)	Cliff Clinksclaus, DePaul, 11 (Jan. 16, 2007)
Five steals by a player	Dante Cunningham, 5, vs. UConn (Feb. 23, 2008)	Weyinmi Efejuku, Providence, 5 (Mar. 8, 2008)
Five blocks by a player	Jason Fraser, 5, vs. Providence (Jan. 11, 2005)	Darryl Watkins, Syracuse, 5 (Mar. 3, 2007)
Eight turnovers by a player	Scottie Reynolds, 9, vs. Providence (Jan. 23, 2007)	Scoop Jardine, 8, Syracuse (Jan. 19, 2008)
40 minutes by a player	Dwayne Anderson, 40, vs. Providence (Mar. 8, 2008)	Bilal Benn, 40, Niagara (Nov. 19, 2008)
50 minutes by a player	Kerry Kittles, 55, vs. Old Dominion (March 17, 1995)	Vonteego Cummings, Pitt, 50 (Mar. 4, 1998)
25 turnovers as a team	25 vs. Rutgers (Jan. 18, 2003)	Penn, 27 (Dec. 1, 2007)



2008-09 MEN'S BASKETBALL GAME NOTES

HEAD COACH JAY WRIGHT

The Wright Numbers

Lifetime: 278-168 (.623)
Villanova (2001-present): 155-83 (.651)
Hofstra (1994-2001): 122-85 (.589)
Big East Regular Season: 64-50 (.561)
America East Regular Season: 76-48 (.613)
NCAA Record: 7-6 (.538); six appearances
NIT Record: 4-4 (.500); four appearances
Big East Tournament: 7-7 (.500)

Jay Wright vs. All Opponents

Albany	2-0	Michigan State	1-0
American (PR)	1-0	Middle Tennessee	1-0
Arizona	1-0	Monmouth	3-0
Army	2-0	UMKC	0-1
Belmont	2-0	Navy	1-0
Binghamton	1-0	New Hampshire	10-4
Boston College	4-4	New Mexico	1-0
Boston University	7-7	New Mexico St.	0-1
Bucknell	5-0	Niagara	1-0
California	0-1	North Carolina	0-1
Chaminade	0-1	North Carolina State	0-1
Cincinnati	2-1	Northeastern	11-5
Clemson	1-0	Northern Ill.	1-0
Colgate	2-1	Northwood	1-0
Coll. of Charleston	1-1	Notre Dame	4-5
Colorado	0-1	Ohio State	0-1
Colgate	2-0	Oklahoma	2-0
Columbia	2-0	Oklahoma State	0-1
Connecticut	4-7	Penn	7-3
Cornell	1-0	Penn State	0-1
Dartmouth	1-0	Pittsburgh	3-6
Dayton	1-1	Providence	7-4
Delaware	8-10	Redlands	1-0
Delaware State	1-0	Rhode Island	1-0
DePaul	3-2	Rider	2-0
Drexel	10-10	Rutgers	7-4
Eastern Washington	1-0	St. John's	6-6
Fairfield	0-1	Saint Joseph's	4-3
Florida	1-0	Santa Clara	1-0
Florida Atlantic	3-0	Seton Hall	6-2
Florida Int.	2-0	Siena	1-1
Fordham	5-1	Southern Miss	0-1
George Mason	1-0	SW Texas St.	0-1
Georgetown	5-6	Stony Brook	10-0
Georgia Tech	1-1	Syracuse	7-4
Grambling	1-0	Temple	6-2
Hartford	11-4	Texas	1-1
Hawaii-Pacific	1-0	Towson	12-1
Houston Baptist	1-0	UCLA	1-1
Iona	2-2	UMBC	2-0
Iowa	1-0	UNCG	1-0
Kansas	1-2	UCF	1-0
Kentucky	0-1	USF	2-0
Lafayette	1-0	Vanderbilt	0-1
La Salle	6-1	Vermont	8-8
Lehigh	1-1	Villanova	0-2
Longwood	1-0	Virginia	1-0
Louisiana Tech	1-0	Virginia Tech	4-1
Louisville	3-2	West Virginia	3-5
Loyola Mary.	1-0	Wichita State	1-0
LSU	1-0	Xavier	0-2
Maine	10-4	Yale	0-1
Manhattan	2-3	Youngstown St.	2-0
Marquette	1-3		
Maryland	0-1		
Memphis	0-2		
Miami	3-3		

Jay Wright Year-by-Year

<u>Year</u>	<u>Institution</u>	<u>Record</u>	<u>Postseason</u>
1994-95	Hofstra University	10-18	None
1995-96	Hofstra University	9-18	None
1996-97	Hofstra University	12-15	None
1997-98	Hofstra University	19-12	None
1998-99	Hofstra University	22-10	NIT
1999-00	Hofstra University	24-7	NCAA
2000-01	Hofstra University	26-5	NCAA
2001-02	Villanova University	19-13	NIT
2002-03	Villanova University	15-16	NIT
2003-04	Villanova University	18-17	NIT
2004-05	Villanova University	24-8	NCAA
2005-06	Villanova University	28-5	NCAA
2006-07	Villanova University	22-11	NCAA
2007-08	Villanova University	22-13	NCAA
2008-09	Villanova University	8-0	
Totals		278-168	

Biographical Information

Date of Birth: Dec. 24, 1961

Education: Council Rock High School (1979); Bucknell University (1983)

Assistant Coaching Experience: University of Rochester (1984-86); Drexel University (1986-87); Villanova University (1987-92); UNLV (1992-94)

Head Coaching Experience: Hofstra (1994-2001); Villanova (2001-present)

Wright Stuff

Six men who have served on Jay Wright's staff have moved on to either college head coaching or NBA staff positions in recent years.

- **Tom Pecora** (Hofstra): Pecora served on Wright's staff for seven years in Hempstead, N.Y., and assumed command when Wright came to Villanova in 2001.

- **Joe Jones** (Columbia): Jones worked for Wright at Hofstra and again at Villanova. He is now in his sixth season in the Ivy League.

- **Billy Lange** (Navy): Lange served three seasons on Wright's staff at Villanova and was hired in Annapolis in March, 2004.

- **Fred Hill** (Rutgers): The former VU Associate Head Coach is in his third season as the head coach of the Scarlet Knights.

- **Ed Pinckney** (Minnesota Timberwolves): Pinckney spent four seasons on Jay Wright's staff at Villanova and is now in his second season as an assistant coach with the Minnesota Timberwolves.

- **Brett Gunning** (Houston Rockets): An assistant and associate head coach to Jay Wright at both Hofstra and Villanova, Brett Gunning is in his first season as the director of player development for the Rockets.



2008-09 MEN'S BASKETBALL GAME NOTES

Villanova Individual Season Highs

Team High & Lows

--Villanova--

POINTS:	Cunningham	31	(vs. Fordham, Nov. 14)	POINTS	High	56	(vs. Fordham, Nov. 14)
	Reynolds	23	(vs. HBU, Dec. 4)	(First Half)	Low	33	(vs. Towson, Nov. 28)
	Cunningham	20	(vs. Penn, Dec. 2)	POINTS	High	51	(vs. Fordham, Nov. 14)
	Reynolds	19	(vs. Niagara, Nov. 19)	(Second Half)	Low	26	(vs. Monmouth, Nov. 25)
	Cunningham	19	(vs. Monmouth, Nov. 25)	TOTAL POINTS	High	107	(vs. Fordham, Nov. 14)
	Cunningham	19	(vs. URI, Nov. 25)		Low	64	(vs. Towson, Nov. 28)
FIELD GOALS	Cunningham	11	(vs. Fordham, Nov. 14)	FIELD GOALS	High	35	(vs. Fordham, Nov. 14)
	Cunningham	9	(vs. Monmouth, Nov. 25)		Low	21	(vs. Niagara, Nov. 19)
	Cunningham	8	(vs. Penn, Dec. 2)	FG ATTEMPTS	High	62	(vs. URI, Nov. 25)
	Reynolds	8	(vs. HBU, Dec. 4)		Low	48	(vs. Niagara, Nov. 19)
FG ATTEMPTS	Cunningham	17	(vs. Fordham, Nov. 14)	FG PCT.	High	.583	(vs. Fordham, Nov. 14)
	Cunningham	17	(vs. Monmouth, Nov. 25)		Low	.403	(vs. URI, Nov. 25)
	Cunningham	15	(vs. URI, Penn)	3-PT. FG	High	12	(vs. HBU, Dec. 4)
FG PCT.	Pena	.714 (5-7)	(vs. Albany, Nov. 14)		Low	2	(vs. URI, Nov. 25)
	Cunningham	.667 (6-9)	(vs. Albany, Nov. 14)	3-PT. ATT	High	25	(vs. HBU, Dec. 4)
	Cunningham	.667 (6-9)	(vs. HBU, Dec. 4)		Low	14	(vs. Fordham, Nov. 14)
3-PT. FG	Stokes	6	(vs. HBU, Dec. 4)	3-PT. FG PCT.	High	.500	(vs. Fordham, Nov. 14)
	Stokes	5	(vs. Monmouth, Nov. 25)		Low	.133	(vs. URI, Nov. 25)
	Stokes	4	(vs. Penn, Dec. 2)	FREE THROWS	High	30	(vs. Fordham, Nov. 17)
3-PT. FG ATT.	Stokes	11	(vs. Monmouth, Nov. 25)		Low	11	(twice, last vs. Towson)
	Stokes	10	(vs. Towson, Nov. 28)	FT ATTEMPTS	High	38	(vs. Niagara, Nov. 19)
	Stokes	9	(vs. HBU, Dec. 4)		Low	13	(vs. Monmouth, Nov. 25)
3-PT. PCT	Stokes	1.000 (3-3)	(vs. Fordham, Nov. 14)	FT PCT.	High	.864	(vs. HBU, Dec. 4)
	Stokes	.667 (4-6)	(vs. Penn, Dec. 2)		Low	.579	(vs. Towson, Nov. 28)
	Stokes	.667 (6-9)	(vs. HBU, Dec. 4)	REBOUNDS	High	47	(vs. Penn, Dec. 2)
FREE THROWS	Cunningham	9	(vs. Fordham, Nov. 14)		Low	31	(vs. HBU, Dec. 4)
	Reynolds	9	(vs. Niagara, Nov. 19)	ASSISTS	High	23	(vs. Fordham, Nov. 14)
	Reynolds	8	(vs. Monmouth, Nov. 25)		Low	11	(vs. Niagara, URI)
FT ATTEMPTS	Cunningham	12	(vs. Fordham, Nov. 14)	TURNOVERS	High	15	(vs. Niagara, Penn)
	Fisher	10	(vs. Niagara, Nov. 19)		Low	9	(vs. Fordham, URI)
	Reynolds	10	(vs. Niagara, Nov. 19)	BLOCKS	High	5	(vs. Penn, Dec. 2)
FT PCT. (Min. 3)	Stokes	1.000 (6-6)	(vs. Fordham, Nov. 14)		Low	0	(vs. Niagara, Nov. 19)
	Fisher	1.000 (6-6)	(vs. HBU, Dec. 4)	STEALS	High	10	(vs. Niagara, HBU)
	Fisher	1.000 (4-4)	(vs. Albany, Nov. 14)		Low	6	(vs. Fordham, URI)
	Cunningham	1.000 (4-4)	(vs. Penn, Dec. 2)				
REBOUNDS	Cunningham	12	(vs. URI, Nov. 25)				
	Redding	12	(vs. URI, Nov. 25)				
	Cunningham	11	(vs. Fordham, Penn)				
ASSISTS	Reynolds	7	(vs. Fordham, Nov. 14)				
	Reynolds	6	(vs. Fordham, Nov. 14)				
	Reynolds	6	(vs. Towson, Nov. 28)				
	Reynolds	6	(vs. HBU, Dec. 4)				
TURNOVERS	Reynolds	5	(vs. Niagara, Nov. 19)				
	Redding	5	(vs. Towson, Nov. 28)				
BLOCKS	Cunningham	3	(vs. URI, Nov. 25)				
	Cunningham	3	(vs. Penn, Dec. 2)				
STEALS	Fisher	4	(vs. Albany, Nov. 14)				
	Reynolds	4	(vs. Niagara, Nov. 19)				
	Cunningham	4	(vs. HBU, Dec. 4)				



2008-09 MEN'S BASKETBALL GAME NOTES

Wildcats' Record When ...

RECORDS

Overall: 8-0
 Home: 5-0
 Away: 1-0
 Neutral: 2-0
 Big East: 0-0
 Non-Conference: 8-0
 Big Five: 1-0
 In Overtime: 0-0
 At the Pavilion: 5-0
 At the Wachovia Center: 0-0
 At the Wachovia Spectrum: 0-0

MONTH BY MONTH

November: 6-0
 December: 2-0
 January: 0-0
 February: 0-0
 March: 0-0

AGAINST THE CONFERENCES

America East: 1-0
 Atlantic 10: 2-0
 Big 12: 0-0
 Big East: 0-0
 Big Ten: 0-0
 Colonial Athletic: 1-0
 Great West: 1-0
 Ivy League: 1-0
 Metro Atlantic Athletic: 1-0
 Northeast: 1-0
 Patriot League: 0-0

Streaks

Current StreakW8
Longest StreakW8
Highest FG Percentage in a Game583
Lowest FG Percentage in a Game403
When Leading at Halftime8-0
When Tied at Halftime0-0
When Trailing at Halftime0-0
In Overtime0-0

Leads and Deficits

Biggest Halftime Lead32
Biggest Halftime Lead Blown
Biggest Halftime Deficit
Biggest Halftime Deficit Overcome
Biggest Overall Lead42
Biggest Overall Lead Blown
Highest Margin of Victory39
Biggest Overall Deficit2
Biggest Overall Deficit Overcome2
Biggest Margin of Defeat

Point Margins of Victory

1	2	3	4	5	6	7	8	9	10	11	12	13	14	15	16	17	18	19	20+
												1		1		1	1		4

Point Margins of Defeat

1	2	3	4	5	6	7	8	9	10	11	12	13	14	15	16	17	18	19	20+

Individual Highlights

Games Leading Villanova in Scoring: Cunningham 5, Reynolds 4, Stokes 1

Games Leading Villanova in Rebounding: Cunningham 7, Pena 2, Redding 1, Stokes 1

Games Leading Villanova in Assists: Reynolds 7, Fisher 3, Redding 1

Games Leading Villanova in Steals: Fisher 4, Reynolds 3, Cunningham 2, Stokes 1, Clark 1

Games Leading Villanova in Blocks: Cunningham 5, Pena 4, Reynolds 1, Drummond 1,

20+ point games: Cunningham 2, Reynolds 1

Double figure scoring games: Cunningham 8, Reynolds 7, Fisher 6, Pena 5, Stokes 5, Redding 3, Clark 1

Double figure rebounding games: Cunningham 3, Redding 1

Record When Scoring

Villanova scores 59 or less:0-0
Villanova scores 60-69 points:2-0
Villanova scores 70-79 points:4-0
Villanova scores 80-89 points:0-0
Villanova scores 90 points or more:2-0


Opponent scores less than 50 points:3-0
Opponent scores 50-59 points:1-0
Opponent scores 60-69 points:4-0
Opponent scores 70-79 points:0-0
Opponent scores 80-89 points:0-0
Opponent scores more than 90 points:0-0

Games decided by five points or less:0-0
Games decided by 6-10 points:0-0
Games decided by 11 points or more:4-0
Games decided by 20 points or more:4-0



Dwayne Anderson (#22)
6-6 • 215
Senior • Guard/Forward
Silver Spring, Md.
St. Thomas More

2008-09 Highlights: Is listed as day-to-day as he continues to recover from a stress reaction in his left foot suffered on Nov. 7 ... Missed six games after being diagnosed, played seven minutes against Penn and then did not appear on Dec. 4 against Houston Baptist ... Scored three points against Penn but did not appear in the second half after experiencing discomfort in the same foot he had injured earlier.



Shane Clark (#20)
6-7 • 205
Senior • Forward
Philadelphia, Pa.
Hargrave Military Academy

2008-09 Highlights: Underwent arthroscopic surgery on his right knee on Nov. 6 at Bryn Mawr Hospital ... Returned to the lineup in 11 days to play 16 minutes off the bench in a 107-68 victory over Fordham at the Pavilion on Nov. 17 ... Contributed eight points in that outing ... Reached double figures for the first time this season with 10 points on 4-of-4 shooting from the field in a 71-48 win over Monmouth on Nov. 25 ... Contributed eight points and four rebounds in a 78-65 win over Rhode Island on Nov. 29 in the finals of the Philly Hoop Group Classic.

	<u>Career Highs</u>	<u>2008-09</u>
Points	18, vs. Iowa (11/20/06)	3 vs. Penn (12/2/08)
Rebounds	11, vs. Providence (3/8/08)	1 vs. Penn (12/2/08)
Assists	4, vs. Providence (3/8/08)	
Steals	4, six times (last on 3/28/08)	
Blocks	2, twice (last on 3/28/08)	
Minutes:	40, vs. Providence (3/8/08)	7 vs. Penn (12/2/08)
Field Goals	6, vs. Iowa (11/20/06)	1 vs. Penn (12/2/08)
3-PT Goals	5, vs. West Virginia (2/20/08)	1 vs. Penn (12/2/08)
Free Throws	8, vs. Providence (3/8/08)	

	<u>Career Highs</u>	<u>2008-09</u>
Points	25, vs. Stony Brook (11/9/07)	10 vs. Monmouth (11/25/08)
Rebounds	12, three times (last on 11/18/07)	4 vs. URI, Penn
Assists	4, vs. George Mason (11/23/07)	2 twice, last vs. URI
Steals	3, vs. La Salle (12/29/07)	4 vs. URI (11/29/08)
Blocks	2, five times (last on 3/8/08)	
Minutes:	36, two times (last on 12/9/08)	25 vs. URI (11/29/08)
Field Goals	8, vs. Stony Brook (11/9/07)	4 vs. Monmouth, URI
3-PT Goals	4, two times (last on 11/9/07)	2 vs. Monmouth (11/25/08)
Free Throws	8, vs. Providence (3/8/08)	2 vs. Fordham (11/17/08)



Jason Colenda (#4)
6-0 • 205
Junior • Guard
Fairfax, Va.
Bishop O'Connell

2008-09 Highlights: Collected a career-high two rebounds against Houston Baptist on Dec. 4 ... Picked up two minutes in a 69-47 win over Penn at the Palestra on Dec. 2 ... Played a career-high six minutes, including his first ever time in the first half, in a 107-68 win over Fordham on Nov. 17 ... Added one rebound and one assist ... Did not score in one minute of action against Albany on Nov. 14 ... Came up with one steal in two minutes of action in the exhibition win over Northwood on Nov. 6.

Dante Cunningham (#33)
6-8 • 230
Senior • Forward
Silver Spring, Md.
Potomac



2008-09 Highlights: Named to the BIG EAST Conference honor roll for the second consecutive week on Dec. 1 ... Followed that up with a 20 point, 11 rebound effort in a 69-47 win over Penn on Dec. 2 ... Selected as most valuable player of the Philly Hoop Group Classic Independence bracket after scoring 19 points and collecting 12 rebounds in a 78-65 win over Rhode Island on Nov. 29 ... Named co-Philadelphia Big Five player of the week on Nov. 25 with Temple's Dionte Christmas ... Dropped in 12 points and seven rebounds in a Philly Hoop Group Classic victory over Towson at the Palestra on Nov. 28 ... Scored 19 points and added seven rebounds in a 71-48 victory over Monmouth on Nov. 25 at the Pavilion ... Established a new career high with 31 points in a 107-68 win over Fordham on Nov. 17 ... Also added 11 rebounds for his sixth career double-double ... Provided 13 points on 6-of-9 shooting from the field in a 78-60 victory over Albany on Nov. 14 ... Also added six rebounds and two steals.


	<u>Career Highs</u>	<u>2008-09</u>
Points	N/A	
Rebounds	2 vs. HBU (12/4/08)	2 vs. HBU (12/4/08)
Assists	1 twice, last vs. Fordham	1 vs. Fordham (11/17/08)
Steals	N/A	
Blocks	N/A	
Minutes:	6 vs. Fordham (11/17/08)	6 vs. Fordham (11/17/08)
Field Goals	N/A	
3-PT Goals	N/A	
Free Throws	N/A	

	<u>Career Highs</u>	<u>2008-09</u>
Points	31 vs. Fordham (11/17/08)	31 vs. Fordham (11/17/08)
Rebounds	13, two times (last on 1/16/08)	12 vs. URI (11/29/08)
Assists	4, vs. Providence (3/8/08)	3 (vs. Albany 11/14/08)
Steals	5, two times (last on 2/23/08)	4 vs. HBU (12/4/08)
Blocks	4, vs. La Salle (12/22/05)	3 vs. URI, Penn
Minutes:	39, vs. Connecticut (2/23/08)	37 vs. URI (11/29/08)
Field Goals	11 vs. Fordham (11/17/08)	11 vs. Fordham (11/17/08)
3-PT Goals	1, vs. La Salle (12/23/06)	
Free Throws	13, vs. Seton Hall (2/9/08)	9 vs. Fordham (11/17/08)



Corey Fisher (#10)
6-1 • 185
Sophomore • Guard
Bronx, N.Y.
St. Patrick's (N.J.)

2008-09 Highlights: Earned a spot on the Philly Hoop Group Classic Independence bracket first team on Nov. 29 ... Scored 14 points in 24 minutes of VU's 78-65 win over Rhode Island at the Palestra ... Contributed 11 points, including a key y3-point field goal to end the first half as Villanova defeated Towson 64-47 on Nov. 28 ... Added 15 points, six rebounds and five assists in a 77-62 win over Niagara on Nov. 19 ... Dropped in 17 points and added four assists in a 107-68 win over Fordham on Nov. 17 at the Pavilion ... Added 10 points and five assists in 30 minutes of a 78-60 win over Albany on opening night (Nov. 14).



Antonio Pena (#0)
6-8 • 235
Sophomore • Forward
Brooklyn, N.Y.
St. Thomas More

2008-09 Highlights: Chipped in with 10 points and six rebounds in a 78-65 win over Rhode Island on Nov. 29 at the Palestra ... Tied for team-high rebounds with seven to go with 12 points in a 64-47 win over Towson on Nov. 28 at the Palestra ... Delivered 10 points, six rebounds and three assists in a 107-68 win over Fordham on Nov. 17 ... Contributed 12 points and five rebounds in Villanova's 78-60 win over Albany at the Pavilion on Nov. 14.

Career Highs

2008-09

Points	23, vs. DePaul (1/3)/08	17 vs. Fordham (11/17/08)
Rebounds	6 twice, last vs. Penn (12/2/08)	6 vs. Niagara, Penn
Assists	8, vs. Marquette (2/25/08)	5 twice, last vs. Niagara
Steals	4, vs. Penn (12/1/08)	4 (vs. Albany 11/14/08)
Blocks		
Minutes:	37, vs. Seton Hall (2/9/08)	36 vs. Niagara (11/19/08)
Field Goals	9, vs. N.C. State (11/25/08)	5 vs. URI (11/29/08)
3-PT Goals	5, vs. Syracuse (2/2/08)	2 twice, last vs. Towson
Free Throws	9, two times (last on 3/21/08)	7 vs. Fordham (11/17/08)

Career Highs

2008-09

Points	17, three times (last on 1/26/08)	12 (vs. Albany 11/14/08)
Rebounds	10, vs. Pittsburgh (1/30/08)	7 vs. Towson (11/28/08)
Assists	3, six times (last vs. Fordham)	3 vs. Fordham (11/17/08)
Steals	3, vs. Pittsburgh (1/6/08)	2 vs. HBU (12/4/08)
Blocks	2, vs. St. John's (2/16/08)	1 four times, last vs. URI
Minutes:	34, vs. Pittsburgh (1/30/08)	28 four times, last vs. HBU
Field Goals	8, vs. Notre Dame (1/26/08)	5 (vs. Albany 11/14/08)
3-PT Goals	1, two times (last on 12/9/08)	
Free Throws	7, vs. DePaul (1/16/08)	4 vs. Towson, URI,, Penn



Reggie Redding (#15)
6-5 • 205
Junior • Guard
Philadelphia, Pa.
St. Joseph's Prep

2008-09 Highlights: Established a new career high with 12 rebounds in a 78-65 win over Rhode Island on Nov. 29 ... Also did stellar work shadowing Rhodey sniper Jimmy Baron ... Collected a season-high six rebounds to go with five points in a 71-48 win over Monmouth on Nov. 25 ... Tied a career high with 14 points to go with four rebounds and stout defense against Niagara standout Tyrone Lewis in a 77-62 win over the Purple Eagles on Nov. 19 ... Scored nine points on 4-of-5 shooting from the field to go with four rebounds in a 107-68 triumph over Fordham on Nov. 17 ... Added 11 points and four rebounds in a 78-60 win over Albany on Nov. 14.



Scottie Reynolds (#1)
6-2 • 195
Junior • Guard
Herndon, Va.
Herndon

2008-09 Highlights: Named a pre-season All-BIG EAST choice ... Also listed on the pre-season Wooden Award list, which includes 50 of the nation's top players ... Added six rebounds and six assists to go with 14 points in a 64-47 victory over Towson on Nov. 28 ... Led the 'Cats with 19 points in a 77-62 win over Niagara on Nov. 19 ... Delivered all 13 of his points in the second half against Albany on Nov. 14 in the season opener.

Career Highs

2008-09

Points	14 twice, last vs. Niagara	14 vs. Niagara (11/19/08)
Rebounds	12 vs. URI (11/29/08)	12 vs. URI (11/29/08)
Assists	6, vs. Syracuse (2/2/08)	4 vs. Fordham, HBU
Steals	4, two times (last on 1/6/08)	1 vs. Albany, URI, Penn
Blocks	3, vs. Syracuse (1/19/08)	
Minutes:	38, vs. Bucknell (11/18/07)	34 vs. Niagara (11/19/08)
Field Goals	5, three times, last vs. Niagara	5 vs. Niagara (11/19/08)
3-PT Goals	2, four times, last vs. Niagara	2 vs. Niagara (11/19/08)
Free Throws	5, vs. DePaul (1/3/08)	4 vs. URI, HBU

Career Highs

2008-09

Points	40, vs. Connecticut (2/28/07)	23 vs. HBU (12/4/08)
Assists	10, vs. Louisville (2/3/07)	6 (vs. Albany 11/14/08)
Steals	4, six times, last vs. Niagara	4 vs. Niagara (11/19/08)
Blocks	1, six times (last on 12/4/08)	1 vs. HBU (12/4/08)
Minutes:	40, three times (last on 3/8/07)	36 vs. Niagara (11/19/08)
Field Goals	12, vs. Connecticut (2/28/07)	8 vs. HBU (12/4/08)
3-PT Goals	7, vs. DePaul (1/6/07)	4 vs. HBU (12/4/08)
Free Throws	13, vs. DePaul (3/7/07)	9 vs. Niagara (11/19/08)



Corey Stokes (#24)


6-5 • 195

Sophomore • Guard

Bayonne, N.J.

St. Benedict's

2008-09 Highlights: Recorded a career-high 22 points and dropped in 6-of-9 from 3-point territory in a 93-57 victory over Houston Baptist on Dec. 4 ... Connected on 4-of-6 from beyond the 3-point arc and finished with 14 points and five rebounds in a 69-47 win over Penn on Dec. 2 ... Dropped in a season-high 18 points against Monmouth on Nov. 25 and also established a new career high in rebounds with seven ... Was hampered by a sprained left thumb injury sustained on Nov. 17 in the 77-62 win over Niagara ... Still contributed eight points in 27 minutes ... Was 3-of-3 from beyond the arc en route to 17 points in a 107-68 win over Fordham on Nov. 17 ... Also collected a career-high eight rebounds ... Chipped in with 13 points, including 3-of-4 from beyond the 3-point arc, in a 78-60 victory over Albany on Nov. 14 at the Pavilion.



Frank Tchuisi (#42)

6-8 • 215

Junior • Forward

Douala, Cameroon

St. Benedict's

2008-09 Highlights: Scored one point and added a rebound in a 93-57 win over Houston Baptist on Dec. 4 ... Collected two rebounds in four minutes of 69-47 win over Penn on Dec. 2 ... Set a new career high with five rebounds in a 64-47 win over Towson on Nov. 28 at the Palestra ... Scored two points on a pair of free throws in eight minutes in a 71-48 victory over Monmouth on Nov. 25 ... Played five minutes and corraled one rebound in a 77-62 victory over Niagara on Nov. 19 ... Posted new career highs in points (4) and minutes (14) in a 107-68 win over Fordham on Nov. 17 ... Came off the bench to play a career-high 11 minutes in the Nov. 14 season opening victory over Albany ... Added two points and three rebounds.

Career Highs

2008-09

Points	22 vs. HBU (12/4/08)	22 vs. HBU (12/4/08)
Rebounds	6 vs. Fordham (11/17/08)	7 vs. Monmouth (11/25/08)
Assists	3 three times, last vs. Towson	3 twice, last vs. Towson
Steals	2, two times (last on 3/12/08)	1 twice, last vs. Niagara
Blocks	1, four times (last on 12/2/08)	1 vs. Penn (12/2/08)
Minutes:	34, vs. Siena (3/23/08)	31 vs. Fordham (11/17/08)
Field Goals	8, vs. Siena (3/23/08)	7 vs. HBU (12/4/08)
3-PT Goals	6 vs. HBU (12/4/08)	6 vs. HBU (12/4/08)
Free Throws	6 vs. Fordham (11/17/08)	6 vs. Fordham (11/17/08)

Career Highs

2008-09

Points	4 vs. Fordham (11/17/08)	4 vs. Fordham (11/17/08)
Rebounds	5 vs. URI (11/29/08)	5 vs. URI (11/29/08)
Assists	1, vs. La Salle (12/22/05)	
Steals	1, vs. La Salle (12/22/05)	
Blocks	2, vs. Penn (12/2/06)	
Minutes:	14 vs. Fordham (11/17/08)	14 vs. Fordham (11/17/08)
Field Goals	2 vs. Fordham (11/17/08)	2 vs. Fordham (11/17/08)
3-PT Goals		
Free Throws	2 twice, last vs. Monmouth	2 vs. Monmouth (11/25/08)



Russell Wooten (#23)
6-4 • 210
Junior • Forward
Chula Vista, Calif.
St. Augustine

2008-09 Highlights: Appeared for three minutes in a 71-48 win over Monmouth on Nov. 25 ... Saw five minutes of action with one rebound in a 107-68 win over Fordham on Nov. 17 ... Appeared as a Wildcat for the first time and picked up his first career rebound in a 78-60 win over Albany.



Taylor King (#31)
6-6 • 230
Redshirt Freshman • Forward
Huntington Beach, Calif.
Santa Ana Mater Dei

2008-09 Highlights: Will sit out the season as a redshirt after transferring from Duke.

Career Highs (Duke)

Points 27, vs. E. Kentucky (11/25/07)
 Rebounds 6, twice (last on 2/23/08)
 Assists 3, vs. N.C. Central (11/9/07)
 Steals 3, vs. E. Kentucky (11/25/07)
 Blocks 2, three times (last on 1/16/08)
 Minutes: 21, vs. E. Kentucky (11.25/07)
 Field Goals 9, vs. E. Kentucky (11/25/07)
 3-PT Goals 6, vs. E. Kentucky (11/25/07)
 Free Throws 4, vs. Temple (1/9/08)



Maurice Sutton (#21)
6-11 • 215
Freshman • Forward/Center
Upper Marlboro, Md.
Largo

2008-09 Highlights:

2008-09/Career Highs

Points
 Rebounds 1 twice, last vs. Fordham (11/17/08)
 Assists
 Steals
 Blocks
 Minutes: 5 vs. Fordham (11/17/08)
 Field Goals
 3-PT Goals
 Free Throws



2008-09 MEN'S BASKETBALL GAME NOTES

Villanova 78, Albany 60

November 14, 2008 ~ The Pavilion ~ Villanova, Pa.

VISITORS: Albany 0-1

##	Player Name	TOT-FG		3-PT		REBOUNDS					TP	A	TO	BLK	S	MIN
		FG-FGA	FG-FGA	FT-FTA	OF	DE	TOT	PF								
03	HARRIS, Will.....	f	5-12	2-6	1-1	1	2	3	2	13	5	3	0	1	34	
33	CONNELLY, Brian.....	f	2-4	0-0	0-0	1	1	2	4	4	1	2	0	2	26	
54	GIFFORD, Brett.....	c	2-2	0-0	0-0	3	4	7	3	4	0	2	1	0	24	
11	RAFFA, Anthony.....	g	5-9	2-3	1-2	2	3	5	1	13	0	4	0	1	24	
23	AMBROSE, Tim.....	g	4-9	0-3	0-3	2	3	5	2	8	2	4	0	1	20	
01	ALLEN, Billy.....	g	1-1	1-1	0-0	0	0	0	1	3	0	0	0	1	4	
05	HASTINGS, Jerrel.....	g	0-0	0-0	4-6	1	0	1	1	4	0	0	0	0	13	
12	McRAE, Scotty.....	g	2-4	1-2	1-1	0	2	2	0	6	0	2	2	1	9	
21	JOHNSON, Mike.....	g	0-5	0-2	1-3	0	1	1	3	1	3	2	0	1	22	
32	BARRAZA, Louis.....	g	1-5	1-3	0-0	0	0	0	2	3	1	0	0	0	11	
42	COVINGTON, Jimmie.....	g	0-0	0-0	1-2	0	0	0	1	1	0	1	0	0	13	
TEAM						2	2	4								
Totals			22-51	7-20	9-18	12	18	30	20	60	12	20	3	8	200	

TOTAL FG% 1st Half: 8-24 33.3% 2nd Half: 14-27 51.9% Game: 43.1% DEADB
 3-Pt. FG% 1st Half: 3-11 27.3% 2nd Half: 4-9 44.4% Game: 35.0% REBS
 F Throw % 1st Half: 5-7 71.4% 2nd Half: 4-11 36.4% Game: 50.0% 1

HOME TEAM: Villanova 1-0

##	Player Name	TOT-FG		3-PT		REBOUNDS					TP	A	TO	BLK	S	MIN
		FG-FGA	FG-FGA	FT-FTA	OF	DE	TOT	PF								
00	PENA, Antonio.....	f	5-7	0-0	2-4	2	3	5	0	12	2	2	1	0	28	
33	CUNNINGHAM, Dante.....	f	6-9	0-0	1-3	3	3	6	2	13	3	2	0	1	30	
01	REYNOLDS, Scottie.....	g	4-11	2-6	3-3	0	1	1	3	13	6	1	0	2	30	
10	FISHER, Corey.....	g	3-6	0-2	4-4	0	2	2	3	10	5	3	0	0	30	
24	STOKES, Corey.....	g	4-6	3-4	2-2	0	0	0	3	13	0	1	0	0	26	
04	COLEMDA, Jason.....	g	0-0	0-0	0-0	0	0	0	0	0	0	1	0	0	1	
05	DRUMMOND, Casiem.....	g	1-1	0-0	2-2	1	4	5	4	4	0	1	1	0	17	
15	REDDING, Reggie.....	g	4-7	1-3	2-2	0	4	4	1	11	2	1	0	1	26	
23	WOOTEN, Russell.....	g	0-0	0-0	0-0	1	0	1	1	0	0	0	0	0	1	
42	TCHUISI, Frank.....	g	1-4	0-0	0-1	0	3	3	2	2	0	2	0	0	11	
TEAM						1	5	6								
Totals			28-51	6-15	16-21	8	25	33	19	78	18	14	2	8	200	

TOTAL FG% 1st Half: 17-29 58.6% 2nd Half: 11-22 50.0% Game: 54.9% DEADB
 3-Pt. FG% 1st Half: 2-6 33.3% 2nd Half: 4-9 44.4% Game: 35.0% REBS
 F Throw % 1st Half: 4-7 57.1% 2nd Half: 12-14 85.7% Game: 76.2% 2

Officials: Reggie Greenwood, Tim Clougherty, John Gaffney

Technical fouls: Albany-None. Villanova-None.

Attendance: 6500

Score by Periods

	1st	2nd	Total
Albany.....	24	36	60
Villanova.....	40	38	78

Villanova 107, Fordham 68

November 17, 2008 ~ The Pavilion ~ Villanova, Pa.

VISITORS: Fordham 0-2

##	Player Name	TOT-FG		3-PT		REBOUNDS					TP	A	TO	BLK	S	MIN
		FG-FGA	FG-FGA	FT-FTA	OF	DE	TOT	PF								
50	BETHEL, Chris.....	f	4-13	0-3	1-2	4	7	11	5	9	0	0	1	0	27	
01	FONTAN, Jio.....	g	5-10	1-3	2-3	3	0	3	4	13	5	4	0	0	29	
03	BLUE, Trey.....	g	3-5	2-3	3-3	0	0	0	5	11	1	2	0	0	18	
04	TANNER, Herb.....	g	2-6	1-2	2-2	1	2	3	3	7	2	1	0	1	33	
24	BUTLER, Brenton.....	g	6-19	3-11	2-2	2	2	4	2	17	4	2	0	0	35	
14	HAGE, Ryan.....	g	0-0	0-0	0-0	0	0	0	0	0	0	0	0	0	1	
15	THOMAS, Lamar.....	g	0-0	0-0	0-0	0	0	0	0	0	0	0	0	0	2	
20	BECK, Matt.....	g	0-0	0-0	0-0	0	0	0	0	0	0	0	0	0	1	
21	ESTWICK, Alberto.....	g	2-5	1-2	2-2	1	0	1	0	7	0	2	0	0	22	
23	MOORE, Mike.....	g	1-6	0-2	0-0	0	0	0	3	2	0	0	0	0	8	
25	WING, Zach.....	g	0-0	0-0	0-2	0	2	2	2	0	0	0	0	0	17	
44	DEVINE, Luke.....	g	0-1	0-0	2-2	0	1	1	1	2	0	0	1	0	7	
TEAM						1	2	3								
Totals			23-65	8-26	14-18	12	16	28	25	68	12	11	2	1	200	

TOTAL FG% 1st Half: 12-36 33.3% 2nd Half: 11-29 37.9% Game: 35.4% DEADB
 3-Pt. FG% 1st Half: 5-19 26.3% 2nd Half: 3-7 42.9% Game: 30.8% REBS
 F Throw % 1st Half: 9-12 75.0% 2nd Half: 5-6 83.3% Game: 77.8% 1

HOME TEAM: Villanova 2-0

##	Player Name	TOT-FG		3-PT		REBOUNDS					TP	A	TO	BLK	S	MIN
		FG-FGA	FG-FGA	FT-FTA	OF	DE	TOT	PF								
00	PENA, Antonio.....	f	4-5	0-0	2-2	3	3	6	3	10	3	2	1	0	24	
33	CUNNINGHAM, Dante.....	f	11-17	0-0	9-12	6	5	11	2	31	1	1	1	1	29	
01	REYNOLDS, Scottie.....	g	3-9	1-4	4-4	1	3	4	3	11	7	1	0	2	22	
10	FISHER, Corey.....	g	4-10	2-4	7-8	0	2	2	3	17	4	1	0	2	30	
24	STOKES, Corey.....	g	4-6	3-3	6-6	1	7	8	2	17	2	1	0	1	31	
04	COLEMDA, Jason.....	g	0-0	0-0	0-0	0	1	1	0	0	1	0	0	0	6	
15	REDDING, Reggie.....	g	4-5	1-2	0-0	0	4	4	4	9	4	1	0	0	23	
20	CLARK, Shane.....	g	3-5	0-1	2-2	0	1	1	3	8	1	1	0	0	16	
23	WOOTEN, Russell.....	g	0-0	0-0	0-0	1	0	1	0	0	0	0	0	0	5	
42	TCHUISI, Frank.....	g	2-3	0-0	0-2	0	1	1	2	4	0	0	0	0	14	
TEAM						6	6									
Totals			35-60	7-14	30-36	12	33	45	23	107	23	9	2	6	200	

TOTAL FG% 1st Half: 18-32 56.3% 2nd Half: 17-28 60.7% Game: 58.3% DEADB
 3-Pt. FG% 1st Half: 4-8 50.0% 2nd Half: 3-6 50.0% Game: 50.0% REBS
 F Throw % 1st Half: 16-19 84.2% 2nd Half: 14-17 82.4% Game: 83.3% 3

Officials: Pat Driscoll, Jeff Clark, James Breeding

Technical fouls: Fordham-FONTAN, Jio. Villanova-REDDING, Reggie.

Attendance: 6500

Score by Periods

	1st	2nd	Total
Fordham.....	38	30	68
Villanova.....	56	51	107

CUNNINGHAM --> CAREER HIGH POINTS

Villanova 77, Niagara 62

November 19, 2008 ~ The Pavilion ~ Villanova, Pa.

Philly Hoop Group Classic

VISITORS: Niagara 1-1

##	Player Name	TOT-FG		3-PT		REBOUNDS					TP	A	TO	BLK	S	MIN
		FG-FGA	FG-FGA	FT-FTA	OF	DE	TOT	PF								
22	Benn, Bilal.....	f	3-10	0-3	5-8	2	6	8	4	11	3	3	0	2	40	
25	Egemonye, Benson.....	c	1-7	0-0	4-5	4	4	8	5	6	0	3	0	0	22	
01	Garrison, Rob.....	g	6-11	2-6	1-2	0	4	4	3	15	2	3	0	2	31	
02	Lewis, Tyrone.....	g	5-11	4-9	2-2	0	1	1	2	16	1	1	0	4	37	
31	Nelson, Anthony.....	g	2-8	0-2	2-4	1	1	2	5	6	2	4	0	3	35	
05	Cooley, Austin.....	g	0-1	0-1	0-0	0	0	0	0	0	0	1	0	0	3	
30	Williamson, Demetrius.....	g	0-1	0-0	0-0	1	0	1	0	0	0	1	0	0	8	
32	Gordon, Kamau.....	g	1-1	0-0	2-3	0	2	2	5	4	2	2	0	0	12	
35	Edwards, Kashief.....	g	2-2	0-0	0-1	0	1	1	2	4	0	1	1	0	12	
TEAM						3	2	5	1							
Totals			20-52	6-21	16-25	11	21	32	27	62	10	19	1	11	200	

TOTAL FG% 1st Half: 11-28 39.3% 2nd Half: 9-24 37.5% Game: 38.5% DEADB
 3-Pt. FG% 1st Half: 3-10 30.0% 2nd Half: 3-11 27.3% Game: 28.6% REBS
 F Throw % 1st Half: 5-6 83.3% 2nd Half: 11-19 57.9% Game: 64.0% 6

HOME TEAM: Villanova 3-0

##	Player Name	TOT-FG		3-PT		REBOUNDS					TP	A	TO	BLK	S	MIN
		FG-FGA	FG-FGA	FT-FTA	OF	DE	TOT	PF								
00	PENA, Antonio.....	f	2-2	0-0	4-6	2	5	7	5	8	0	2	0	1	21	
33	CUNNINGHAM, Dante.....	f	3-3	0-0	5-6	2	1	3	5	11	1	2	0	1	23	
01	REYNOLDS, Scottie.....	g	4-14	2-5	9-10	0	4	4	1	19	2	5	0	4	36	
10	FISHER, Corey.....	g	4-12	1-5	6-10	0	6	6	2	15	5	2	0	3	36	
15	REDDING, Reggie.....	g	5-10	2-4	2-2	1	3	4	1	14	3	2	0	0	34	
04	COLEMDA, Jason.....	g	0-0	0-0	0-0	0	0	0	0	0	0	0	0	0	1	
05	DRUMMOND, Casiem.....	g	0-0	0-0	0-0	0	0	0	1	0	0	0	0	0	2	
20	CLARK, Shane.....	g	1-2	0-0	0-0	1	0	1	5	2	0	1	0	0	14	
23	WOOTEN, Russell.....	g	0-0	0-0	0-0	0	0	0	0	0	0	0	0	0	1	
24	STOKES, Corey.....	g	2-4	2-4	2-4	0	3	3	2	8	0	0	0	1	27	
42	TCHUISI, Frank.....	g	0-1	0-0	0-0	0	1	1	1	0	0	1	0	0	5	
TEAM						4	1	5								
Totals			21-48	7-18	28-38	10	24	34	23	77	11	15	0	10	200	

TOTAL FG% 1st Half: 10-24 41.7% 2nd Half: 11-24 45.8% Game: 43.8% DEADB
 3-Pt. FG% 1st Half: 4-12 33.3% 2nd Half: 3-6 50.0% Game: 38.9% REBS
 F Throw % 1st Half: 12-14 85.7% 2nd Half: 16-24 66.7% Game: 73



2008-09 MEN'S BASKETBALL GAME NOTES

Villanova 64, Towson 47 November 28, 2008 ~ The Palestra ~ Philadelphia, Pa. Philly Hoop Group Classic

VISITORS: Towson 3-2

##	Player Name	TOT-FG			3-PT			REBOUNDS			TP	A	TO	BLK	S	MIN
		FG-FGA	FG-FGA	FT-FTA	OF	DE	TOT	PF								
22	SMITH, Jarrel.....	f	1-5	0-1	0-0	1	3	4	1	2	0	1	0	0	26	
24	HAIRSTON, Junior....	f	4-12	2-5	1-3	3	3	6	0	11	1	1	1	0	33	
25	NWANKWO, Robert.....	f	2-5	0-0	3-9	2	5	7	2	7	0	0	3	1	28	
20	MORRIS, Brian.....	g	2-7	1-5	2-2	0	4	4	2	7	5	3	0	2	32	
32	FRANKLIN, Troy.....	g	1-6	0-5	0-0	0	2	2	5	2	4	4	0	1	23	
03	CROSSIN, Tim.....	g	1-1	1-1	0-0	0	0	0	0	3	0	0	0	0	2	
04	COLEMAN, Rocky.....	g	0-0	0-0	0-0	0	0	0	0	0	0	0	0	0	2	
23	THORNTON, Josh.....	g	2-12	1-10	0-0	0	0	0	0	3	5	1	3	0	25	
33	LEE, Calvin.....	g	4-6	0-0	0-0	2	0	2	3	8	1	0	0	1	28	
35	DURANT, Tony.....	g	1-1	0-0	0-0	1	1	2	1	2	0	1	0	0	3	
TEAM.....						5 3 8										
Totals.....			18-55	5-27	6-14	14	21	35	17	47	12	13	4	6	202	

TOTAL FG% 1st Half: 11-30 36.7% 2nd Half: 7-25 28.0% Game: 32.7% DEADB
 3-Pt. FG% 1st Half: 3-16 18.8% 2nd Half: 2-11 18.2% Game: 18.5% REBS
 F Throw % 1st Half: 3-5 60.0% 2nd Half: 3-9 33.3% Game: 42.9% 2

HOME TEAM: Villanova 5-0

##	Player Name	TOT-FG			3-PT			REBOUNDS			TP	A	TO	BLK	S	MIN
		FG-FGA	FG-FGA	FT-FTA	OF	DE	TOT	PF								
00	PENA, Antonio.....	f	4-5	0-0	4-4	3	4	7	2	12	2	0	1	1	28	
33	CUNNINGHAM, Dante...	f	4-8	0-0	4-4	1	6	7	2	12	0	1	1	2	30	
01	REYNOLDS, Scottie...	g	5-9	3-7	1-2	2	4	6	1	14	6	4	1	1	31	
10	FISHER, Corey.....	g	4-8	2-4	1-3	1	1	2	1	11	1	1	0	2	28	
24	STOKES, Corey.....	g	3-12	2-10	0-0	1	3	4	3	8	3	0	0	2	30	
04	COLEMAN, Jason.....	g	0-0	0-0	0-0	0	0	0	0	0	0	0	0	0	1	
15	REDDING, Reggie.....	g	1-6	0-2	0-2	3	3	6	2	2	3	5	0	0	28	
20	CLARK, Shane.....	g	1-3	0-1	0-2	0	2	2	1	2	2	2	0	0	15	
23	WOOTEN, Russell.....	g	0-0	0-0	0-0	0	0	0	0	0	0	0	0	0	1	
42	TCHUISI, Frank.....	g	1-2	0-0	1-2	3	2	5	1	3	0	0	0	0	8	
TEAM.....						1 3 4				1						
Totals.....			23-53	7-24	11-19	15	28	43	13	64	17	14	3	8	200	

TOTAL FG% 1st Half: 11-23 47.8% 2nd Half: 12-30 40.0% Game: 43.4% DEADB
 3-Pt. FG% 1st Half: 5-12 41.7% 2nd Half: 2-12 16.7% Game: 29.2% REBS
 F Throw % 1st Half: 6-11 54.5% 2nd Half: 5-8 62.5% Game: 57.9% 2,1

Officials: Pat Driscoll, Jeff Clark, Tim Clougherty

Technical fouls: Towson-None. Villanova-None.

Attendance: 4713

Score by Periods

	1st	2nd	Total
Towson.....	28	19	- 47
Villanova.....	33	31	- 64

Villanova 78, Rhode Island 65 November 29, 2008 ~ The Palestra ~ Philadelphia, Pa. Philly Hoop Group Classic

VISITORS: Rhode Island 5-2

##	Player Name	TOT-FG			3-PT			REBOUNDS			TP	A	TO	BLK	S	MIN
		FG-FGA	FG-FGA	FT-FTA	OF	DE	TOT	PF								
21	JAMES, Delroy.....	f	1-3	0-0	0-2	2	2	4	5	2	1	1	1	1	13	
33	SEAWRIGHT, Kahiem...	f	3-9	0-0	1-4	5	3	8	4	7	2	1	0	0	31	
05	JONES, Marquis.....	g	2-5	1-3	0-0	2	0	2	3	5	2	3	0	0	30	
20	BARON, Jimmy.....	g	8-15	2-5	5-6	1	0	1	2	23	1	4	0	0	34	
22	COTHRAN, Keith.....	g	5-15	0-4	2-2	0	4	4	4	12	4	2	0	0	33	
01	MEJIA, Stevie.....	g	0-0	0-0	2-2	0	2	2	1	2	0	1	0	0	7	
02	EAVES, Ben.....	g	2-3	0-1	2-3	1	2	3	0	6	0	0	0	0	10	
15	ULMER, Lamonte.....	g	0-1	0-0	2-4	0	2	2	1	2	0	2	1	1	19	
32	MARTELL, Will.....	g	1-2	0-0	4-4	0	2	2	3	6	0	0	1	0	19	
54	FRANCIS, Jason.....	g	0-0	0-0	0-0	0	0	0	0	0	0	0	0	0	4	
TEAM.....						2 1 3 1										
Totals.....			22-53	3-13	18-27	13	21	34	25	65	10	14	3	2	200	

TOTAL FG% 1st Half: 11-22 50.0% 2nd Half: 11-31 35.5% Game: 41.5% DEADB
 3-Pt. FG% 1st Half: 3-6 50.0% 2nd Half: 0-7 0.0% Game: 23.1% REBS
 F Throw % 1st Half: 8-13 61.5% 2nd Half: 10-14 71.4% Game: 66.7% 5

HOME TEAM: Villanova 6-0

##	Player Name	TOT-FG			3-PT			REBOUNDS			TP	A	TO	BLK	S	MIN
		FG-FGA	FG-FGA	FT-FTA	OF	DE	TOT	PF								
00	PENA, Antonio.....	f	3-9	0-1	4-4	4	2	6	4	10	1	0	1	0	27	
33	CUNNINGHAM, Dante...	f	6-15	0-0	7-8	2	10	12	2	19	1	0	3	1	37	
01	REYNOLDS, Scottie...	g	3-9	1-4	6-8	0	1	1	3	13	3	2	0	1	30	
10	FISHER, Corey.....	g	5-8	0-1	4-5	0	0	0	3	14	1	0	1	2	24	
24	STOKES, Corey.....	g	1-5	0-2	1-1	0	0	0	0	4	2	0	0	0	23	
04	COLEMAN, Jason.....	g	0-0	0-0	0-0	0	0	0	0	0	0	0	0	0	1	
15	REDDING, Reggie.....	g	3-8	1-4	4-5	7	5	12	3	11	3	1	0	1	31	
20	CLARK, Shane.....	g	4-8	0-3	0-0	2	2	4	2	8	2	2	0	2	25	
42	TCHUISI, Frank.....	g	0-0	0-0	0-0	0	0	0	0	0	0	0	0	0	2	
TEAM.....						3 2 5				1						
Totals.....			25-62	2-15	26-31	18	22	40	21	78	11	9	4	6	200	

TOTAL FG% 1st Half: 14-35 40.0% 2nd Half: 11-27 40.7% Game: 40.3% DEADB
 3-Pt. FG% 1st Half: 1-9 11.1% 2nd Half: 1-6 16.7% Game: 13.3% REBS
 F Throw % 1st Half: 11-14 78.6% 2nd Half: 1-6 16.7% Game: 83.9% 3

Officials: Bob Donato, Bill McCarthy, Brian O'Connell

Technical fouls: Rhode Island-TEAM. Villanova-None.

Attendance: 6101

Score by Periods

	1st	2nd	Total
Rhode Island.....	33	32	- 65
Villanova.....	40	38	- 78

Villanova 69, Penn 47 December 2, 2008 ~ The Palestra ~ Philadelphia, Pa.

VISITORS: Villanova 7-0

##	Player Name	TOT-FG			3-PT			REBOUNDS			TP	A	TO	BLK	S	MIN
		FG-FGA	FG-FGA	FT-FTA	OF	DE	TOT	PF								
00	PENA, Antonio.....	f	2-6	0-0	4-6	2	2	4	5	8	2	3	0	0	24	
33	CUNNINGHAM, Dante...	f	8-15	0-1	4-4	4	7	11	1	20	2	2	1	0	33	
01	REYNOLDS, Scottie...	g	3-9	2-6	2-2	1	2	3	0	10	4	3	0	0	35	
10	FISHER, Corey.....	g	3-9	0-2	1-2	1	5	6	3	7	4	2	0	3	28	
24	STOKES, Corey.....	g	5-8	4-6	0-0	2	3	5	1	14	1	1	1	1	25	
04	COLEMAN, Jason.....	g	0-0	0-0	0-0	0	0	0	0	0	0	0	0	0	2	
15	REDDING, Reggie.....	g	1-6	0-1	0-0	2	4	6	3	2	2	0	1	1	26	
20	CLARK, Shane.....	g	1-4	0-1	3-3	3	1	4	2	5	0	2	0	0	15	
22	ANDERSON, Dwayne...	g	1-1	1-1	0-0	0	1	1	0	3	0	1	0	0	7	
23	WOOTEN, Russell.....	g	0-0	0-0	0-0	0	0	0	0	0	0	0	0	0	1	
42	TCHUISI, Frank.....	g	0-1	0-0	0-0	1	1	2	1	0	0	1	0	0	4	
TEAM.....						3 2 5										
Totals.....			24-59	7-18	14-17	19	28	47	16	69	15	15	5	6	200	

TOTAL FG% 1st Half: 12-24 50.0% 2nd Half: 12-35 34.3% Game: 40.7% DEADB
 3-Pt. FG% 1st Half: 4-11 36.4% 2nd Half: 3-7 42.9% Game: 38.9% REBS
 F Throw % 1st Half: 8-8 100% 2nd Half: 6-9 66.7% Game: 82.4% 1,1

HOME TEAM: Penn 1-5

##	Player Name	TOT-FG			3-PT			REBOUNDS			TP	A	TO	BLK	S	MIN
		FG-FGA	FG-FGA	FT-FTA	OF	DE	TOT	PF								
24	Eggleston, Jack.....	f	4-6	0-0	0-0	1	2	3	3	8	2	2	1	3	32	
42	Votel, Brennan.....	f	2-3	0-0	0-0	0	3	3	3	4	2	1	0	0	13	
01	Rosen, Zack.....	g	0-3	0-3	0-0	0	1	1	4	0	2	3	0	0	21	
03	Bernardini, Tyler...	g	4-11	1-5	3-4	1	1	2	0	12	1	1	0	0	29	
32	Cofield, Remy.....	g	0-4	0-2	3-4	0	1	1	1	3	3	2	0	2	18	
13	Schreiber, Andreas...	g	0-4	0-1	2-2	0	1	1	3	2	1	1	0	1	14	
14	Loughery, Larry.....	g	0-1	0-0	0-3	0	1	1	0	0	1	1	0	1	17	
15	Egee, Kevin.....	g	1-6	0-2	1-1	0	0	0	1	3	0	0	0	0	23	
22	Gaines, Harrison.....	g	5-11	2-3	2-2	0	2	2	0	14	0	1	0	0		



INDIVIDUAL GAME-BY-GAME STATISTICS

#0 Antonio Pena

Opponent	Date	GS	Min	FG-FGA	PCT	3FG-FGA	PCT	FT-FTA	PCT	OFF	DEF	TOT	AVG	PF	FO	A	TO	BLK	STLS	PTS	AVG
Albany	11/14	*	28	5-7	.714	0-0	---	2-4	.500	2	3	5	5.0	0	0	2	2	1	0	12	12.0
Fordham	11/17	*	24	4-5	.800	0-0	---	2-2	1.000	3	3	6	5.5	3	0	3	2	1	0	10	11.0
Niagara	11/19	*	21	2-2	1.000	0-0	---	4-6	.667	2	5	7	6.0	5	1	0	2	0	1	8	10.0
Monmouth	11/25	*	26	2-3	.667	0-0	---	0-0	---	2	4	6	6.0	5	1	2	1	1	1	4	8.5
vs. Towson	11/28	*	28	4-5	.800	0-0	---	4-4	1.000	3	4	7	6.2	2	0	2	0	1	1	12	9.2
vs. Rhode Island	11/29	*	27	3-9	.333	0-1	.000	4-4	1.000	4	2	6	6.2	4	0	1	0	1	0	10	9.3
at Penn	12/2	*	24	2-6	.333	0-0	---	4-6	.667	2	2	4	5.9	5	1	2	3	0	0	8	9.1
Houston Baptist	12/4	*	28	4-6	.667	0-0	---	2-2	1.000	2	2	4	5.6	2	0	0	0	0	2	10	9.3
TOTALS		8	206	26-43	.605	0-1	.000	22-28	.786	20	25	45	5.6	26	3	12	10	5	5	74	9.3

Games Played: 8
Minutes/Game: 25.8
Points/Game: 9.3
FG Pct: 60.5
3FG Pct: 0.0
FT Pct: 78.6

Rebounds/Game: 5.6
Assists/Game: 1.5
Turnovers/Game: 1.3
Assist/Turnover Ratio: 1.2
Blocks/Game: 0.6
Steals/Game: 0.6

#1 Scottie Reynolds

Opponent	Date	GS	Min	FG-FGA	PCT	3FG-FGA	PCT	FT-FTA	PCT	OFF	DEF	TOT	AVG	PF	FO	A	TO	BLK	STLS	PTS	AVG
Albany	11/14	*	30	4-11	.364	2-6	.333	3-3	1.000	0	1	1	1.0	3	0	6	1	0	2	13	13.0
Fordham	11/17	*	22	3-9	.333	1-4	.250	4-4	1.000	1	3	4	2.5	3	0	7	1	0	2	11	12.0
Niagara	11/19	*	36	4-14	.286	2-5	.400	9-10	.900	0	4	4	3.0	1	0	2	5	0	4	19	14.3
Monmouth	11/25	*	28	1-6	.167	0-3	.000	7-8	.875	0	6	6	3.8	2	0	4	1	0	3	9	13.0
vs. Towson	11/28	*	31	5-9	.556	3-7	.429	1-2	.500	2	4	6	4.2	1	0	6	4	1	1	14	13.2
vs. Rhode Island	11/29	*	30	3-9	.333	1-4	.250	6-8	.750	0	1	1	3.7	3	0	3	2	0	1	13	13.2
at Penn	12/2	*	35	3-9	.333	2-6	.333	2-2	1.000	1	2	3	3.6	0	0	4	3	0	0	10	12.7
Houston Baptist	12/4	*	30	8-13	.615	4-7	.571	3-3	1.000	0	1	1	3.3	2	0	6	1	1	2	23	14.0
TOTALS		8	242	31-80	.388	15-42	.357	35-40	.875	4	22	26	3.3	15	0	38	18	2	15	112	14.0

Games Played: 8
Minutes/Game: 30.3
Points/Game: 14.0
FG Pct: 38.8
3FG Pct: 35.7
FT Pct: 87.5

Rebounds/Game: 3.3
Assists/Game: 4.8
Turnovers/Game: 2.3
Assist/Turnover Ratio: 2.1
Blocks/Game: 0.3
Steals/Game: 1.9

#4 Jason Colenda

Opponent	Date	GS	Min	FG-FGA	PCT	3FG-FGA	PCT	FT-FTA	PCT	OFF	DEF	TOT	AVG	PF	FO	A	TO	BLK	STLS	PTS	AVG
Albany	11/14	1	0-0	---	0-0	---	0-0	---	0	0	0	0.0	0	0	0	1	0	0	0	0	0.0
Fordham	11/17	6	0-0	---	0-0	---	0-0	---	0	1	1	0.5	0	0	1	0	0	0	0	0	0.0
Niagara	11/19	1	0-0	---	0-0	---	0-0	---	0	0	0	0.3	0	0	0	0	0	0	0	0	0.0
Monmouth	11/25	3	0-1	.000	0-0	---	0-0	---	0	0	0	0.3	0	0	0	0	0	0	0	0	0.0
vs. Towson	11/28	1	0-0	---	0-0	---	0-0	---	0	0	0	0.2	0	0	0	0	0	0	0	0	0.0
vs. Rhode Island	11/29	1	0-0	---	0-0	---	0-0	---	0	0	0	0.2	0	0	0	0	0	0	0	0	0.0
at Penn	12/2	2	0-0	---	0-0	---	0-0	---	0	0	0	0.1	0	0	0	0	0	0	0	0	0.0
Houston Baptist	12/4	3	0-0	---	0-0	---	0-0	---	0	2	2	0.4	0	0	0	0	0	0	0	0	0.0
TOTALS		0	18	0-1	.000	0-0	---	0-0	---	0	3	3	0.4	0	0	1	1	0	0	0	0.0

Games Played: 8
Minutes/Game: 2.3
Points/Game: 0.0
FG Pct: 0.0
3FG Pct: ---
FT Pct: ---

Rebounds/Game: 0.4
Assists/Game: 0.1
Turnovers/Game: 0.1
Assist/Turnover Ratio: 1.0
Blocks/Game: 0.0
Steals/Game: 0.0

#5 Casiem Drummond

Opponent	Date	GS	Min	FG-FGA	PCT	3FG-FGA	PCT	FT-FTA	PCT	OFF	DEF	TOT	AVG	PF	FO	A	TO	BLK	STLS	PTS	AVG
Albany	11/14	17	1-1	1.000	0-0	---	2-2	1.000	1	4	5	5.0	4	0	0	1	1	0	0	4	4.0
Niagara	11/19	2	0-0	---	0-0	---	0-0	---	0	0	0	2.5	1	0	0	0	0	0	0	0	2.0
TOTALS		0	19	1-1	1.000	0-0	---	2-2	1.000	1	4	5	2.5	5	0	0	1	1	0	4	2.0

Games Played: 2
Minutes/Game: 9.5
Points/Game: 2.0
FG Pct: 100.0
3FG Pct: ---
FT Pct: 100.0

Rebounds/Game: 2.5
Assists/Game: 0.0
Turnovers/Game: 0.5
Assist/Turnover Ratio: 0.00
Blocks/Game: 0.5
Steals/Game: 0.0



2008-09 MEN'S BASKETBALL GAME NOTES

INDIVIDUAL GAME-BY-GAME STATISTICS

#10 Corey Fisher

Opponent	Date	GS	Min	FG-FGA	PCT	3FG-FGA	PCT	FT-FTA	PCT	OFF	DEF	TOT	AVG	PF	FO	A	TO	BLK	STLS	PTS	AVG	
Albany	11/14	*	30	3-6	.500	0-2	.000	4-4	1.000	0	2	2	2.0	3	0	5	3	0	4	10	10.0	
Fordham	11/17	*	30	4-10	.400	2-4	.500	7-8	.875	0	2	2	2.0	3	0	4	1	0	2	17	13.5	
Niagara	11/19	*	36	4-12	.333	1-5	.200	6-10	.600	0	6	6	3.3	2	0	5	2	0	3	15	14.0	
Monmouth	11/25	*	22	2-8	.250	0-2	.000	0-0	---	0	0	0	2.5	2	0	4	3	0	1	4	11.5	
vs. Towson	11/28	*	28	4-8	.500	2-4	.500	1-3	.333	1	1	2	2.4	1	0	1	1	0	2	11	11.4	
vs. Rhode Island	11/29	*	24	5-8	.625	0-1	.000	4-5	.800	0	0	0	2.0	3	0	1	2	0	1	14	11.8	
at Penn	12/2	*	28	3-9	.333	0-2	.000	1-2	.500	1	5	6	2.6	3	0	4	2	0	3	7	11.1	
Houston Baptist	12/4	*	33	3-8	.375	0-3	.000	6-6	1.000	1	2	3	2.6	3	0	3	2	0	1	12	11.2	
TOTALS			8	231	28-69	.406	5-23	.217	29-38	.763	3	18	21	2.6	20	0	27	16	0	17	90	11.2

Games Played: 8
 Minutes/Game: 28.9
 Points/Game: 11.2
 FG Pct: 40.6
 3FG Pct: 21.7
 FT Pct: 76.3

Rebounds/Game: 2.6
 Assists/Game: 3.4
 Turnovers/Game: 2.0
 Assist/Turnover Ratio: 1.7
 Blocks/Game: 0.0
 Steals/Game: 2.1

#15 Reggie Redding

Opponent	Date	GS	Min	FG-FGA	PCT	3FG-FGA	PCT	FT-FTA	PCT	OFF	DEF	TOT	AVG	PF	FO	A	TO	BLK	STLS	PTS	AVG	
Albany	11/14		26	4-7	.571	1-3	.333	2-2	1.000	0	4	4	4.0	1	0	2	1	0	1	11	11.0	
Fordham	11/17		23	4-5	.800	1-2	.500	0-0	---	0	4	4	4.0	4	0	4	1	0	0	9	10.0	
Niagara	11/19	*	34	5-10	.500	2-4	.500	2-2	1.000	1	3	4	4.0	1	0	3	2	0	0	14	11.3	
Monmouth	11/25		30	2-5	.400	1-2	.500	0-0	---	2	4	6	4.5	2	0	2	2	0	1	5	9.8	
vs. Towson	11/28		28	1-6	.167	0-2	.000	0-2	.000	3	3	6	4.8	2	0	3	5	0	0	2	8.2	
vs. Rhode Island	11/29		31	3-8	.375	1-4	.250	4-5	.800	7	5	12	6.0	3	0	3	1	0	1	11	8.7	
at Penn	12/2		26	1-6	.167	0-1	.000	0-0	---	2	4	6	6.0	3	0	2	0	1	1	2	7.7	
Houston Baptist	12/4		27	1-4	.250	1-3	.333	4-4	1.000	0	3	3	5.6	2	0	4	2	0	1	7	7.6	
TOTALS			1	225	21-51	.412	7-21	.333	12-15	.800	15	30	45	5.6	18	0	23	14	1	5	61	7.6

Games Played: 8
 Minutes/Game: 28.1
 Points/Game: 7.6
 FG Pct: 41.2
 3FG Pct: 33.3
 FT Pct: 80.0

Rebounds/Game: 5.6
 Assists/Game: 2.9
 Turnovers/Game: 1.8
 Assist/Turnover Ratio: 1.6
 Blocks/Game: 0.1
 Steals/Game: 0.6

#20 Shane Clark

Opponent	Date	GS	Min	FG-FGA	PCT	3FG-FGA	PCT	FT-FTA	PCT	OFF	DEF	TOT	AVG	PF	FO	A	TO	BLK	STLS	PTS	AVG	
Fordham	11/17		16	3-5	.600	0-1	.000	2-2	1.000	0	1	1	1.0	3	0	1	1	0	0	8	8.0	
Niagara	11/19		14	1-2	.500	0-0	---	0-0	---	1	0	1	1.0	5	1	0	1	0	0	2	5.0	
Monmouth	11/25		22	4-4	1.000	2-2	1.000	0-0	---	2	0	2	1.3	2	0	1	1	0	1	10	6.7	
vs. Towson	11/28		15	1-3	.333	0-1	.000	0-2	.000	0	2	2	1.5	1	0	2	2	0	0	2	5.5	
vs. Rhode Island	11/29		25	4-8	.500	0-3	.000	0-0	---	2	2	4	2.0	2	0	2	2	0	2	8	6.0	
at Penn	12/2		15	1-4	.250	0-1	.000	3-3	1.000	3	1	4	2.3	2	0	0	2	0	0	5	5.8	
Houston Baptist	12/4		13	2-4	.500	1-3	.333	0-0	---	1	2	3	2.4	0	0	1	1	0	0	5	5.7	
TOTALS			0	120	16-30	.533	3-11	.273	5-7	.714	9	8	17	2.4	15	1	7	10	0	3	40	5.7

Games Played: 7
 Minutes/Game: 17.1
 Points/Game: 5.7
 FG Pct: 53.3
 3FG Pct: 27.3
 FT Pct: 71.4

Rebounds/Game: 2.4
 Assists/Game: 1.0
 Turnovers/Game: 1.4
 Assist/Turnover Ratio: 0.7
 Blocks/Game: 0.0
 Steals/Game: 0.4

#23 Russell Wooten

Opponent	Date	GS	Min	FG-FGA	PCT	3FG-FGA	PCT	FT-FTA	PCT	OFF	DEF	TOT	AVG	PF	FO	A	TO	BLK	STLS	PTS	AVG
Albany	11/14		1	0-0	---	0-0	---	0-0	---	1	0	1	1.0	1	0	0	0	0	0	0	0.0
Fordham	11/17		5	0-0	---	0-0	---	0-0	---	1	0	1	1.0	1	0	0	0	0	0	0	0.0
Monmouth	11/25		3	0-0	---	0-0	---	0-0	---	0	0	0	0.7	1	0	0	0	0	0	0	0.0
vs. Towson	11/28		1	0-0	---	0-0	---	0-0	---	0	0	0	0.5	0	0	0	0	0	0	0	0.0
at Penn	12/2		1	0-0	---	0-0	---	0-0	---	0	0	0	0.4	0	0	0	0	0	0	0	0.0
Houston Baptist	12/4		3	0-0	---	0-0	---	0-0	---	0	0	0	0.3	0	0	0	0	0	0	0	0.0
TOTALS			0	14	0-0	---	0-0	---	0-0	---	2	0	2	0.3	3	0	0	0	0	0	0.0

Games Played: 6
 Minutes/Game: 2.7
 Points/Game: 0.0
 FG Pct: ---
 3FG Pct: ---
 FT Pct: ---

Rebounds/Game: 0.3
 Assists/Game: 0.0
 Turnovers/Game: 0.0
 Assist/Turnover Ratio: ---
 Blocks/Game: 0.0
 Steals/Game: 0.0



INDIVIDUAL GAME-BY-GAME STATISTICS

#24 Corey Stokes

Opponent	Date	GS	Min	FG-FGA	PCT	3FG-FGA	PCT	FT-FTA	PCT	OFF	DEF	TOT	AVG	PF	FO	A	TO	BLK	STLS	PTS	AVG
Albany	11/14	*	26	4-6	.667	3-4	.750	2-2	1.000	0	0	0.0	3	0	0	1	0	0	0	13	13.0
Fordham	11/17	*	31	4-6	.667	3-3	1.000	6-6	1.000	1	7	8	4.0	2	0	2	1	0	1	17	15.0
Niagara	11/19	*	27	2-4	.500	2-4	.500	2-4	.500	0	3	3	3.7	2	0	0	0	0	1	8	12.7
Monmouth	11/25	*	28	6-13	.462	5-11	.455	1-2	.500	0	7	7	4.5	0	0	3	2	0	1	18	14.0
vs. Towson	11/28	*	30	3-12	.250	2-10	.200	0-0	---	1	3	4	4.4	3	0	3	0	0	2	8	12.8
vs. Rhode Island	11/29	*	23	1-5	.200	0-2	.000	1-1	1.000	0	0	0	3.7	4	0	0	2	0	0	3	11.2
at Penn	12/2	*	25	5-8	.625	4-6	.667	0-0	---	2	3	5	3.9	1	0	1	1	1	1	14	11.6
Houston Baptist	12/4	*	27	7-11	.636	6-9	.667	2-2	1.000	0	3	3	3.8	2	0	1	2	0	0	22	12.9
TOTALS			7	217	.492	25-49	.510	14-17	.824	4	26	30	3.8	17	0	10	9	1	6	103	12.9

Games Played: 8
Minutes/Game: 27.1
Points/Game: 12.9
FG Pct: 49.2
3FG Pct: 51.0
FT Pct: 82.4

Rebounds/Game: 3.8
Assists/Game: 1.3
Turnovers/Game: 1.1
Assist/Turnover Ratio: 1.1
Blocks/Game: 0.1
Steals/Game: 0.8

#33 Dante Cunningham

Opponent	Date	GS	Min	FG-FGA	PCT	3FG-FGA	PCT	FT-FTA	PCT	OFF	DEF	TOT	AVG	PF	FO	A	TO	BLK	STLS	PTS	AVG	
Albany	11/14	*	30	6-9	.667	0-0	---	1-3	.333	3	3	6	6.0	2	0	3	2	0	1	13	13.0	
Fordham	11/17	*	29	11-17	.647	0-0	---	9-12	.750	6	5	11	8.5	2	0	1	1	1	1	31	22.0	
Niagara	11/19	*	23	3-3	1.000	0-0	---	5-6	.833	2	1	3	6.7	5	1	1	2	0	1	11	18.3	
Monmouth	11/25	*	30	9-17	.529	0-0	---	1-1	1.000	6	1	7	6.8	1	0	0	1	0	1	19	18.5	
vs. Towson	11/28	*	30	4-8	.500	0-0	---	4-4	1.000	1	6	7	6.8	2	0	0	1	1	2	12	17.2	
vs. Rhode Island	11/29	*	37	6-15	.400	0-0	---	7-8	.875	2	10	12	7.7	2	0	1	0	3	0	19	17.5	
at Penn	12/2	*	33	8-15	.533	0-1	.000	4-4	1.000	4	7	11	8.1	1	0	2	2	3	1	20	17.9	
Houston Baptist	12/4	*	30	6-9	.667	0-0	---	1-3	.333	3	4	7	8.0	1	0	1	2	0	4	13	17.3	
TOTALS			8	242	.53-93	.570	0-1	.000	32-41	.780	27	37	64	8.0	16	1	9	11	8	12	138	17.3

Games Played: 8
Minutes/Game: 30.3
Points/Game: 17.3
FG Pct: 57.0
3FG Pct: 0.0
FT Pct: 78.0

Rebounds/Game: 8.0
Assists/Game: 1.1
Turnovers/Game: 1.4
Assist/Turnover Ratio: 0.8
Blocks/Game: 1.0
Steals/Game: 1.5

#42 Frank Tchuisi

Opponent	Date	GS	Min	FG-FGA	PCT	3FG-FGA	PCT	FT-FTA	PCT	OFF	DEF	TOT	AVG	PF	FO	A	TO	BLK	STLS	PTS	AVG
Albany	11/14		11	1-4	.250	0-0	---	0-1	.000	0	3	3	3.0	2	0	0	2	0	0	2	2.0
Fordham	11/17		14	2-3	.667	0-0	---	0-2	.000	0	1	1	2.0	2	0	0	0	0	0	4	3.0
Niagara	11/19		5	0-1	.000	0-0	---	0-0	---	0	1	1	1.7	1	0	0	1	0	0	0	2.0
Monmouth	11/25		8	0-2	.000	0-0	---	2-2	1.000	0	0	0	1.3	1	0	0	0	0	0	2	2.0
vs. Towson	11/28		8	1-2	.500	0-0	---	1-2	.500	3	2	5	2.0	1	0	0	0	0	0	3	2.2
vs. Rhode Island	11/29		2	0-0	---	0-0	---	0-0	---	0	0	0	1.7	0	0	0	0	0	0	0	1.8
at Penn	12/2		4	0-1	.000	0-0	---	0-0	---	1	1	2	1.7	1	0	0	1	0	0	0	1.6
Houston Baptist	12/4		6	0-0	---	0-0	---	1-2	.500	0	1	1	1.6	2	0	1	0	0	0	1	1.5
TOTALS			0	58	4-13	.308	0-0	---	4-9	.444	4	9	13	1.6	8	0	1	4	0	12	1.5

Games Played: 8
Minutes/Game: 7.3
Points/Game: 1.5
FG Pct: 30.8
3FG Pct: ---
FT Pct: 44.4

Rebounds/Game: 1.6
Assists/Game: 0.1
Turnovers/Game: 0.5
Assist/Turnover Ratio: 0.3
Blocks/Game: 0.0
Steals/Game: 0.0

2008-09 Villanova Men's Basketball
Updated Career Stats (Active Players Only)

PLAYER	YEAR	GP	GS	MIN	AVG	FIELD GOALS			3-PTRS			FREE THROWS			REBOUNDS				PF	FO	AST	TO	BLK	STL	PTS	AVG
						MADE	ATT	PCT	MADE	ATT	PCT	MADE	ATT	PCT	OFF	DEF	TOTAL	AVG								
Dwayne Anderson	2005-06	14	0	55	3.9	7	17	0.412	5	11	0.455	2	4	0.500	5	6	11	0.8	3	0	1	3	0	2	21	1.5
	2006-07	23	0	211	9.2	24	67	0.358	13	49	0.265	20	22	0.909	13	31	44	1.9	16	0	10	12	0	11	81	3.5
	2007-08	30	14	631	21.0	73	145	0.503	21	66	0.318	27	43	0.628	54	89	143	4.8	70	3	27	29	12	44	194	6.5
	2008-09	1	0	7	7.0	1	1	1.000	1	1	1.000	0	0	---	0	1	1	1.0	0	0	0	1	0	0	3	3.0
	TOTAL	68	14	904	13.3	105	230	0.457	40	127	0.315	49	69	0.710	72	127	199	2.9	89	3	38	45	12	57	299	4.4
Shane Clark	2005-06	25	0	286	11.4	18	44	0.409	1	2	0.500	17	29	0.586	22	28	50	2.0	42	1	7	8	9	8	54	2.2
	2006-07	33	10	772	23.4	83	193	0.430	38	100	0.380	39	54	0.722	47	85	132	4.0	95	6	31	47	12	27	243	7.4
	2007-08	32	17	713	22.3	79	180	0.439	16	56	0.286	53	63	0.841	56	83	139	4.3	74	3	35	34	15	21	227	7.1
	2008-09	7	0	120	17.1	16	30	0.533	3	11	0.273	5	7	0.714	9	8	17	2.4	15	1	7	10	0	3	40	5.7
	TOTAL	97	27	1891	19.5	196	447	0.438	58	169	0.343	114	153	0.745	134	204	338	3.5	226	11	80	99	36	59	564	5.8
Jason Colenda	2007-08	6	0	7	1.2	0	0	---	0	0	---	0	0	---	0	1	1	0.2	2	0	1	1	0	0	0	0.0
	2008-09	8	0	18	2.3	0	1	0.000	0	0	---	0	0	---	0	3	3	0.4	0	0	1	1	0	0	0	0.0
	TOTAL	14	0	25	1.8	0	1	0.000	0	0	---	0	0	---	0	4	4	0.3	2	0	2	2	0	0	0	0.0
Dante Cunningham	2005-06	33	4	629	19.1	29	62	0.468	0	0	---	13	33	0.394	59	73	132	4.0	78	2	25	26	19	27	71	2.2
	2006-07	33	29	901	27.3	99	193	0.513	1	1	1.000	88	113	0.779	84	95	179	5.4	96	5	24	56	20	46	287	8.7
	2007-08	35	35	1050	30.0	142	261	0.544	0	0	---	80	116	0.690	100	126	226	6.5	107	7	37	80	31	46	364	10.4
	2008-09	8	8	242	30.3	53	93	0.570	0	1	0.000	32	41	0.780	27	37	64	8.0	16	1	9	11	8	12	138	17.3
	TOTAL	109	76	2822	25.9	323	609	0.530	1	2	0.500	213	303	0.703	270	331	601	5.5	297	15	95	173	78	131	860	7.9
Casiem Drummond	2006-07	19	0	141	7.4	14	28	0.500	0	0	---	4	13	0.308	17	20	37	1.9	23	0	3	6	1	5	32	1.7
	2007-08	21	9	278	13.2	43	82	0.524	0	0	---	16	36	0.444	46	48	94	4.5	54	4	9	17	12	10	102	4.9
	2008-09	2	0	19	9.5	1	1	1.000	0	0	---	2	2	1.000	1	4	5	2.5	5	0	0	1	1	0	4	2.0
	TOTAL	42	9	438	10.4	58	111	0.523	0	0	---	22	51	0.431	64	72	136	3.2	82	4	12	24	14	15	138	3.3
Corey Fisher	2007-08	34	21	744	21.9	104	294	0.354	41	124	0.331	59	79	0.747	11	49	60	1.8	61	1	92	68	0	36	308	9.1
	2008-09	8	8	231	28.9	28	69	0.406	5	23	0.217	29	38	0.763	3	18	21	2.6	20	0	27	16	0	17	90	11.3
	TOTAL	42	29	975	23.2	132	363	0.364	46	147	0.313	88	117	0.752	14	67	81	1.9	81	1	119	84	0	53	398	9.5
Antonio Pena	2006-07	0	0	0	---	0	0	---	0	0	---	0	0	---	0	0	0	---	0	0	0	0	0	0	0	---
	2007-08	35	19	678	19.4	86	183	0.470	2	6	0.333	67	96	0.698	52	97	149	4.3	84	2	34	63	11	19	241	6.9
	2008-09	8	8	200	25.0	26	43	0.605	0	1	0.000	22	28	0.786	20	25	45	5.6	26	3	12	10	5	5	74	9.3
	TOTAL	43	27	878	20.4	112	226	0.496	2	7	0.286	89	124	0.718	72	122	194	4.5	110	5	46	73	16	24	315	7.3
Reggie Redding	2006-07	28	3	441	15.8	28	87	0.322	7	42	0.167	16	25	0.640	20	45	65	2.3	43	0	27	25	5	23	79	2.8
	2007-08	35	18	722	20.6	55	140	0.393	9	36	0.250	43	68	0.632	24	66	90	2.6	85	2	59	32	12	39	162	4.6
	2008-09	8	1	225	28.1	21	51	0.412	7	21	0.333	12	15	0.800	15	30	45	5.6	18	0	23	14	1	5	61	7.6
	TOTAL	71	22	1388	19.5	104	278	0.374	23	99	0.232	71	108	0.657	59	141	200	2.8	146	2	109	71	18	67	302	4.3
Scottie Reynolds	2006-07	33	32	980	29.7	139	359	0.387	64	170	0.376	145	176	0.824	12	82	94	2.8	86	3	130	106	3	47	487	14.8
	2007-08	35	34	1139	32.5	164	398	0.412	79	206	0.383	148	190	0.779	17	90	107	3.1	75	2	113	107	1	51	555	15.9
	2008-09	8	8	242	30.3	31	80	0.388	15	42	0.357	35	40	0.875	4	22	26	3.3	15	0	38	18	2	15	112	14.0
	TOTAL	76	74	2361	31.1	334	837	0.399	158	418	0.378	328	406	0.808	33	194	227	3.0	176	5	281	231	6	113	1154	15.2

2008-09 Villanova Men's Basketball
Updated Career Stats (Active Players Only)

PLAYER	YEAR	GP	GS	MIN	AVG	FIELD GOALS			3-PTRS			FREE THROWS			REBOUNDS				PF	FO	AST	TO	BLK	STL	PTS	AVG
						MADE	ATT	PCT	MADE	ATT	PCT	MADE	ATT	PCT	OFF	DEF	TOTAL	AVG								
Corey Stokes	2007-08	35	4	642	18.3	74	202	0.366	40	135	0.296	37	42	0.881	18	66	84	2.4	59	1	19	31	3	14	225	6.4
	2008-09	8	7	217	27.1	32	65	0.492	25	49	0.510	14	17	0.824	4	26	30	3.8	17	0	10	9	1	6	103	12.9
	TOTAL	43	11	859	20.0	106	267	0.397	65	184	0.353	51	59	0.864	22	92	114	2.7	76	1	29	40	4	20	328	7.6
Sutton, Maurice	2008-09	0	0	0	---	0	0	---	0	0	---	0	0	---	0	0	---	0	0	---	0	0	0	---	0	0
Frank Tchuisi	2005-06	8	0	21	2.6	0	0	---	0	0	---	0	0	---	2	2	4	0.5	2	0	1	0	2	1	0	0.0
	2006-07	13	0	35	2.7	1	5	0.200	0	0	---	3	4	0.750	2	1	3	0.2	4	0	0	2	1	0	5	0.4
	2007-08	9	0	13	1.4	1	6	0.167	0	0	---	1	4	0.250	2	4	6	0.7	2	0	0	0	1	0	3	0.3
	2008-09	8	0	58	7.3	4	13	0.308	0	0	---	4	9	0.444	4	9	13	1.6	10	0	1	4	0	0	12	1.5
	TOTAL	38	0	127	3.3	6	24	0.250	0	0	---	8	17	0.471	10	16	26	0.7	18	0	2	6	4	1	20	0.5
Russell Wooten	2008-09	6	0	14	2.3	0	0	---	0	0	---	0	0	---	2	0	2	0.3	3	0	0	0	0	0	0	0.0

Villanova University Men's Basketball
Clutch Free Throw Shooting

NAME	LAST 5 MINUTES			LAST 2 MINUTES AND OT			SEASON			CAREER		
	FT	FTA	FT%	FT	FTA	FT%	FT	FTA	FT%	FT	FTA	FT%
Anderson, Dwayne	0	0	---	0	0	---	0	0	---	49	69	0.710
Colenda, Jason	0	0	---	0	0	---	0	0	---	0	0	---
Clark, Shane	0	0	---	0	0	---	5	7	0.714	113	153	0.739
Cunningham, Dante	3	4	0.750	2	2	1.000	32	41	0.780	213	303	0.703
Drummond, Casiem	2	2	1.000	2	2	1.000	2	2	1.000	22	51	0.431
Fisher, Corey	9	12	0.750	7	10	0.700	29	38	0.763	88	117	0.752
Pena, Antonio	0	0	---	0	0	---	22	28	0.786	89	124	0.718
Redding, Reggie	4	4	1.000	4	4	1.000	12	15	0.800	71	108	0.657
Reynolds, Scottie	10	12	0.833	3	4	0.750	35	40	0.875	328	406	0.808
Stokes, Corey	6	8	0.750	2	4	0.500	14	17	0.824	51	59	0.864
Sutton, Maurice	0	0	---	0	0	---	0	0	---	0	0	---
Tchuisi, Frank	3	6	0.500	1	2	0.500	4	9	0.444	8	17	0.471
Wooten, Russell	0	0	---	0	0	---	0	0	---	0	0	---
TEAM TOTALS	37	48	0.771	21	28	0.750	155	197	0.787			

Villanova University Men's Basketball
Career Three-Point Shooting

OVERALL SEASON GAMES							
3-PTRS MADE	NUMBER	3-PTRS ATTEMPTED	NUMBER	3-POINT PCT.	NUMBER	3-PTRS PER GAME	NUMBER
					<i>Minimum 125 Made</i>		<i>Minimum 125 Made</i>
Gary Buchanan	337	Allan Ray	850	Gary Buchanan	.398 (337-846)	Gary Buchanan	2.76 (337 in 122 G)
Allan Ray	312	Gary Buchanan	846	Doug West	.394 (143-363)	Allan Ray	2.40 (312 in 130 G)
Kerry Kittles	278	Kerry Kittles	706	Kerry Kittles	.394 (278-706)	Kerry Kittles	2.28 (278 in 122 G)
Mike Nardi	251	Mike Nardi	664	Greg Woodard	.384 (188-489)	Scottie Reynolds	2.08 (158 in 76 G)
Eric Eberz	223	Randy Foye	647	Eric Eberz	.381 (223-586)	Mike Nardi	1.95 (251 in 129 G)
Randy Foye	213	Jermaine Medley	591	Mike Nardi	.378 (251-664)	Eric Eberz	1.86 (223 in 120 G)
Jermaine Medley	198	Eric Eberz	586	Scottie Reynolds	.378 (158-418)	Randy Foye	1.63 (213 in 131 G)
Greg Woodard	188	Chris Walker	512	Chris Walker	.367 (188-512)	Jermaine Medley	1.61 (198 in 123 G)
Chris Walker	188	Greg Woodard	489	Allan Ray	.367 (312-850)	Chris Walker	1.53 (188 in 123 G)
Scottie Reynolds	158	Brian Lynch	439	Brian Lynch	.353 (155-439)	Greg Woodard	1.47 (188 in 128 G)
		John Celestand	439				
3-PTRS MADE	NUMBER	3-PTRS ATTEMPTED	NUMBER	3-POINT PCT.	NUMBER	3-PTRS PER GAME	NUMBER
					<i>Minimum 75 Made</i>		<i>Minimum 75 Made</i>
Allan Ray	168	Gary Buchanan	448	Kerry Kittles	.410 (166-405)	Allan Ray	2.67 (168 in 63 G)
Gary Buchanan	167	Allan Ray	440	Greg Woodard	.400 (102-255)	Gary Buchanan	2.65 (167 in 63 G)
Kerry Kittles	166	Kerry Kittles	405	Eric Eberz	.387 (126-326)	Kerry Kittles	2.41 (166 in 69 G)
Mike Nardi	128	Mike Nardi	345	Allan Ray	.382 (168-440)	Scottie Reynolds	2.26 (77 in 34 G)
Eric Eberz	126	Eric Eberz	326	Alvin Williams	.377 (84-223)	Mike Nardi	2.06 (128 in 62 G)
Jermaine Medley	111	Jermaine Medley	317	Scottie Reynolds	.374 (77-206)	Eric Eberz	1.85 (126 in 68 G)
Randy Foye	104	Randy Foye	315	Gary Buchanan	.373 (167-448)	Jermaine Medley	1.68 (111 in 66 G)
Greg Woodard	102	Chris Walker	263	Mike Nardi	.371 (128-345)	Randy Foye	1.63 (104 in 64 G)
Chris Walker	96	John Celestand	256	Brian Lynch	.367 (90-245)	Greg Woodard	1.55 (102 in 66 G)
Brian Lynch	90	Greg Woodard	255	Chris Walker	.365 (96-263)	Chris Walker	1.48 (96 in 65 G)
NOTES							
The NCAA instituted the three-point shot for men's basketball before the start of the 1986-87 season.							
Villanova has made at least one three-pointer in 375 straight games since making none against Kentucky on February 9, 1997 (0-for-3) in a 93-56 loss.							
The Wildcats have made at least one three-pointer in 712 of 719 games (99.0 percent) since the advent of the three-point rule.							
In Big East games, Villanova has at least one three-pointer in 368 of 372 games (98.9 percent) since 1986-87.							
Villanova has made at least one three-pointer in 324 straight Big East games since going 0-for-5 in a 74-60 victory over St. John's on March 4, 1989.							
The Wildcats have an all-time team three-point shooting percentage of .357 (4426-12393).							
In Big East games, Villanova has an all-time team three-point shooting percentage of .354 (2315-6536).							

The Automated ScoreBook
Villanova Combined Team Statistics (as of Jan 07, 2004)
All games

RECORD:	OVERALL	HOME	AWAY	NEUTRAL
ALL GAMES	8-0	5-0	1-0	2-0
CONFERENCE	0-0	0-0	0-0	0-0
NON-CONFERENCE	8-0	5-0	1-0	2-0

#	Player	gp-gs	min	avg	Total		3-Point		F-Throw		Rebounds				pf	dq	a	to	blk	stl	pts	avg
					fg-fga	pct	3fg-fga	pct	ft-fta	pct	off	def	tot	avg								
33	CUNNINGHAM, Dant	8-8	242	30.3	53-93	.570	0-1	.000	32-41	.780	27	37	64	8.0	16	1	9	11	8	12	138	17.3
01	REYNOLDS, Scottie	8-8	242	30.3	31-80	.388	15-42	.357	35-40	.875	4	22	26	3.3	15	0	38	18	2	15	112	14.0
24	STOKES, Corey	8-7	217	27.1	32-65	.492	25-49	.510	14-17	.824	4	26	30	3.8	17	0	10	9	1	6	103	12.9
10	FISHER, Corey	8-8	231	28.9	28-69	.406	5-23	.217	29-38	.763	3	18	21	2.6	20	0	27	16	0	17	90	11.3
00	PENA, Antonio	8-8	206	25.8	26-43	.605	0-1	.000	22-28	.786	20	25	45	5.6	26	3	12	10	5	5	74	9.3
15	REDDING, Reggie	8-1	225	28.1	21-51	.412	7-21	.333	12-15	.800	15	30	45	5.6	18	0	23	14	1	5	61	7.6
20	CLARK, Shane	7-0	120	17.1	16-30	.533	3-11	.273	5-7	.714	9	8	17	2.4	15	1	7	10	0	3	40	5.7
22	ANDERSON, Dwayne	1-0	7	7.0	1-1	1.000	1-1	1.000	0-0	.000	0	1	1	1.0	0	0	0	1	0	0	3	3.0
05	DRUMMOND, Casiem	2-0	19	9.5	1-1	1.000	0-0	.000	2-2	1.000	1	4	5	2.5	5	0	0	1	1	0	4	2.0
42	TCHUISI, Frank	8-0	58	7.3	4-13	.308	0-0	.000	4-9	.444	4	9	13	1.6	10	0	1	4	0	0	12	1.5
04	COLENDIA, Jason	8-0	18	2.3	0-1	.000	0-0	.000	0-0	.000	0	3	3	0.4	0	0	1	1	0	0	0	0.0
23	WOOTEN, Russell	7-0	15	2.1	0-0	.000	0-0	.000	0-0	.000	2	0	2	0.3	3	0	0	0	0	0	0	0.0
Team											15	27	42							3		
Total.....		8	1600		213-447	.477	56-149	.376	155-197	.787	104	210	314	39.2	145	5	128	98	18	63	637	79.6
Opponents.....		8	1602		154-413	.373	50-170	.294	96-151	.636	77	152	229	28.6	164	-	89	126	19	47	454	56.8

TEAM STATISTICS	VU	OPP	Date	Opponent	Score	Att.
SCORING	637	454	11/14/08	ALBANY	w 78-60	6500
Points per game	79.6	56.8	11/17/08	FORDHAM	w 107-68	6500
Scoring margin	+22.9	-	11/19/08	NIAGARA	w 77-62	6500
FIELD GOALS-ATT	213-447	154-413	11/25/08	MONMOUTH	w 71-48	6500
Field goal pct	.477	.373	11/28/08	vs Towson	w 64-47	4713
3 POINT FG-ATT	56-149	50-170	11/29/08	vs Rhode Island	w 78-65	6101
3-point FG pct	.376	.294	12/02/08	at Penn	w 69-47	5328
3-pt FG made per game	7.0	6.3	12/04/08	HOUSTON BAPTIST	w 93-57	6500
FREE THROWS-ATT	155-197	96-151	* - Conference game			
Free throw pct	.787	.636				
F-Throws made per game	19.4	12.0				
REBOUNDS	314	229				
Rebounds per game	39.2	28.6				
Rebounding margin	+10.6	-				
ASSISTS	128	89				
Assists per game	16.0	11.1				
TURNOVERS	98	126				
Turnovers per game	12.3	15.8				
Turnover margin	+3.5	-				
Assist/turnover ratio	1.3	0.7				
STEALS	63	47				
Steals per game	7.9	5.9				
BLOCKS	18	19				
Blocks per game	2.3	2.4				
ATTENDANCE	32500	16142				
Home games-Avg/Game	5-6500	1-5328				
Neutral site-Avg/Game	-	2-5407				

Score by Periods	1st	2nd	Totals
Villanova	334	303	637
Opponents	212	242	454

The Automated ScoreBook
Villanova Season Schedule/Results & Leaders (as of Jan 07, 2004)
All games

RECORD:	OVERALL	HOME	AWAY	NEUTRAL
ALL GAMES	8-0	5-0	1-0	2-0
CONFERENCE	0-0	0-0	0-0	0-0
NON-CONFERENCE	8-0	5-0	1-0	2-0

Date	Opponent	Score	Att.	High Points	High Rebounds
11/14/08	ALBANY	w 78-60	6500	(13)REYNOLDS, Scottie (13)STOKES, Corey (13)CUNNINGHAM, Dante	(6)CUNNINGHAM, Dante
11/17/08	FORDHAM	w 107-68	6500	(31)CUNNINGHAM, Dante	(11)CUNNINGHAM, Dante
11/19/08	NIAGARA	w 77-62	6500	(19)REYNOLDS, Scottie	(7)PENA, Antonio
11/25/08	MONMOUTH	w 71-48	6500	(19)CUNNINGHAM, Dante	(7)CUNNINGHAM, Dante (7)STOKES, Corey
11/28/08	vs Towson	w 64-47	4713	(14)REYNOLDS, Scottie	(7)PENA, Antonio (7)CUNNINGHAM, Dante
11/29/08	vs Rhode Island	w 78-65	6101	(19)CUNNINGHAM, Dante	(12)CUNNINGHAM, Dante (12)REDDING, Reggie
12/02/08	at Penn	w 69-47	5328	(20)CUNNINGHAM, Dante	(11)CUNNINGHAM, Dante
12/04/08	HOUSTON BAPTIST	w 93-57	6500	(23)REYNOLDS, Scottie	(7)CUNNINGHAM, Dante

* - Conference game

Attendance Summary	Games	Attend	Avg/Game
Home	5	32500	6500
Away	1	5328	5328
Neutral	2	10814	5407
Total	8	48642	6080

The Automated ScoreBook
Villanova Season Box Score (as of Jan 07, 2004)
All games

RECORD:	OVERALL	HOME	AWAY	NEUTRAL
ALL GAMES	8-0	5-0	1-0	2-0
CONFERENCE	0-0	0-0	0-0	0-0
NON-CONFERENCE	8-0	5-0	1-0	2-0

#	Player	gp-gs	Total		3-Point		F-Throw		Rebounds				pf	dq	a	to	blk	stl	pts	avg		
			fg-fga	pct	3fg-fga	pct	ft-fa	pct	off	def	tot	avg										
33	CUNNINGHAM, Dant	8-8	242	30.3	53-93	.570	0-1	.000	32-41	.780	27	37	64	8.0	16	1	9	11	8	12	138	17.3
01	REYNOLDS, Scottie	8-8	242	30.3	31-80	.388	15-42	.357	35-40	.875	4	22	26	3.3	15	0	38	18	2	15	112	14.0
24	STOKES, Corey	8-7	217	27.1	32-65	.492	25-49	.510	14-17	.824	4	26	30	3.8	17	0	10	9	1	6	103	12.9
10	FISHER, Corey	8-8	231	28.9	28-69	.406	5-23	.217	29-38	.763	3	18	21	2.6	20	0	27	16	0	17	90	11.3
00	PENA, Antonio	8-8	206	25.8	26-43	.605	0-1	.000	22-28	.786	20	25	45	5.6	26	3	12	10	5	5	74	9.3
15	REDDING, Reggie	8-1	225	28.1	21-51	.412	7-21	.333	12-15	.800	15	30	45	5.6	18	0	23	14	1	5	61	7.6
20	CLARK, Shane	7-0	120	17.1	16-30	.533	3-11	.273	5-7	.714	9	8	17	2.4	15	1	7	10	0	3	40	5.7
22	ANDERSON, Dwayne	1-0	7	7.0	1-1	1.000	1-1	1.000	0-0	.000	0	1	1	1.0	0	0	0	1	0	0	3	3.0
05	DRUMMOND, Casiem	2-0	19	9.5	1-1	1.000	0-0	.000	2-2	1.000	1	4	5	2.5	5	0	0	1	1	0	4	2.0
42	TCHUISI, Frank	8-0	58	7.3	4-13	.308	0-0	.000	4-9	.444	4	9	13	1.6	10	0	1	4	0	0	12	1.5
04	COLENDIA, Jason	8-0	18	2.3	0-1	.000	0-0	.000	0-0	.000	0	3	3	0.4	0	0	1	1	0	0	0	0.0
23	WOOTEN, Russell	7-0	15	2.1	0-0	.000	0-0	.000	0-0	.000	2	0	2	0.3	3	0	0	0	0	0	0	0.0
Team											15	27	42									
Total.....		8	1600		213-447	.477	56-149	.376	155-197	.787	104	210	314	39.2	145	5	128	98	18	63	637	79.6
Opponents.....		8	1602		154-413	.373	50-170	.294	96-151	.636	77	152	229	28.6	164	-	89	126	19	47	454	56.8

Score by Periods	1st	2nd	Totals
Villanova	334	303	637
Opponents	212	242	454

The Automated ScoreBook
Villanova Team Game-by-Game (as of Jan 07, 2004)
All games

TEAM STATISTICS

Opponent	Date	Score	W	Total		3-Pointers		Free throws		Rebounds				pf	a	t/o	blk	stl	pts	avg
				fg-fga	pct	3fg-fga	pct	ft-fta	pct	off	def	tot	avg							
ALBANY	11/14/08	78-60	W	28-51	.549	6-15	.400	16-21	.762	8	25	33	33.0	19	18	14	2	8	78	78.0
FORDHAM	11/17/08	107-68	W	35-60	.583	7-14	.500	30-36	.833	12	33	45	39.0	23	23	9	2	6	107	92.5
NIAGARA	11/19/08	77-62	W	21-48	.438	7-18	.389	28-38	.737	10	24	34	37.3	23	11	15	0	10	77	87.3
MONMOUTH	11/25/08	71-48	W	26-59	.441	8-20	.400	11-13	.846	14	27	41	38.2	16	16	12	1	9	71	83.2
vs Towson	11/28/08	64-47	W	23-53	.434	7-24	.292	11-19	.579	15	28	43	39.2	13	17	14	3	8	64	79.4
vs Rhode Island	11/29/08	78-65	W	25-62	.403	2-15	.133	26-31	.839	18	22	40	39.3	21	11	9	4	6	78	79.2
at Penn	12/02/08	69-47	W	24-59	.407	7-18	.389	14-17	.824	19	28	47	40.4	16	15	15	5	6	69	77.7
HOUSTON BAPTIST	12/04/08	93-57	W	31-55	.564	12-25	.480	19-22	.864	8	23	31	39.2	14	17	10	1	10	93	79.6
Villanova		637		213-447	.477	56-149	.376	155-197	.787	104	210	314	39.2	145	128	98	18	63	637	79.6
Opponents		454		154-413	.373	50-170	.294	96-151	.636	77	152	229	28.6	164	89	126	19	47	454	56.8

Games played: 8
Points/game: 79.6
FG Pct: 47.7
3FG Pct: 37.6
FT Pct: 78.7

Rebounds/game: 39.2
Assists/game: 16.0
Turnovers/game: 12.3
Assist/turnover ratio: 1.3
Steals/game: 7.9
Blocks/game: 2.3

The Automated ScoreBook
Villanova Team Game-by-Game Comparison (as of Jan 07, 2004)
All games

Opponent	1st	2nd	Score	Mar	Total FG	FG Pct	3-Pointers	3FG Pct	Free Throws	FT Pct	Rebounds	Assist	T/Over	Block	Steal	Fouls
ALBANY	40/24	38/36	78-60	+18	28-51/22-51	.549/.431	6-15/7-20	.400/.350	16-21/9-18	.762/.500	33/30 +3	18/12	14/20	2/3	8/8	19/20
FORDHAM	56/38	51/30	107-68	+39	35-60/23-65	.583/.354	7-14/8-26	.500/.308	30-36/14-18	.833/.778	45/28 +17	23/12	9/11	2/2	6/1	23/25
NIAGARA	36/30	41/32	77-62	+15	21-48/20-52	.438/.385	7-18/6-21	.389/.286	28-38/16-25	.737/.640	34/32 +2	11/10	15/19	0/1	10/11	23/27
MONMOUTH	45/13	26/35	71-48	+23	26-59/15-44	.441/.341	8-20/7-23	.400/.304	11-13/11-13	.846/.846	41/23 +18	16/10	12/15	1/3	9/7	16/14
Towson	33/28	31/19	64-47	+17	23-53/18-55	.434/.327	7-24/5-27	.292/.185	11-19/6-14	.579/.429	43/35 +8	17/12	14/13	3/4	8/6	13/17
Rhode Island	40/33	38/32	78-65	+13	25-62/22-53	.403/.415	2-15/3-13	.133/.231	26-31/18-27	.839/.667	40/34 +6	11/10	9/14	4/3	6/2	21/25
Penn	36/24	33/23	69-47	+22	24-59/16-49	.407/.327	7-18/3-16	.389/.188	14-17/12-18	.824/.667	47/24 +23	15/12	15/13	5/1	6/8	16/16
HOUSTON BAPTIST	48/22	45/35	93-57	+36	31-55/18-44	.564/.409	12-25/11-24	.480/.458	19-22/10-18	.864/.556	31/23 +8	17/11	10/21	1/2	10/4	14/20

Note: Game totals are displayed in the format TEAM/OPPONENT for each category

The Automated ScoreBook
Villanova Game-by-Game Points-Rebounds-Assists (as of Jan 07, 2004)
All games

Opponent	Date	Score		00	01	04	05	10	15	20
				PENA,ANTON	REYNOLDS,S	COLEND,JA	DRUMMOND,C	FISHER,COR	REDDING,RE	CLARK,SHAN
ALBANY	11/14/08	78-60	w	12-5-2	13-1-6	0-0-0	4-5-0	10-2-5	11-4-2	DNP
FORDHAM	11/17/08	107-68	w	10-6-3	11-4-7	0-1-1	DNP	17-2-4	9-4-4	8-1-1
NIAGARA	11/19/08	77-62	w	8-7-0	19-4-2	0-0-0	0-0-0	15-6-5	14-4-3	2-1-0
MONMOUTH	11/25/08	71-48	w	4-6-2	9-6-4	0-0-0	DNP	4-0-4	5-6-2	10-2-1
vs Towson	11/28/08	64-47	w	12-7-2	14-6-6	0-0-0	DNP	11-2-1	2-6-3	2-2-2
vs Rhode Island	11/29/08	78-65	w	10-6-1	13-1-3	0-0-0	DNP	14-0-1	11-12-3	8-4-2
at Penn	12/02/08	69-47	w	8-4-2	10-3-4	0-0-0	DNP	7-6-4	2-6-2	5-4-0
HOUSTON BAPTIST	12/04/08	93-57	w	10-4-0	23-1-6	0-2-0	DNP	12-3-3	7-3-4	5-3-1

Opponent	Date	Score		22	23	24	33	42
				ANDERSON,D	WOOTEN,RUS	STOKES,COR	CUNNINGHAM	TCHUISI,FR
ALBANY	11/14/08	78-60	w	DNP	0-1-0	13-0-0	13-6-3	2-3-0
FORDHAM	11/17/08	107-68	w	DNP	0-1-0	17-8-2	31-11-1	4-1-0
NIAGARA	11/19/08	77-62	w	DNP	0-0-0	8-3-0	11-3-1	0-1-0
MONMOUTH	11/25/08	71-48	w	DNP	0-0-0	18-7-3	19-7-0	2-0-0
vs Towson	11/28/08	64-47	w	DNP	0-0-0	8-4-3	12-7-0	3-5-0
vs Rhode Island	11/29/08	78-65	w	DNP	DNP	3-0-0	19-12-1	0-0-0
at Penn	12/02/08	69-47	w	3-1-0	0-0-0	14-5-1	20-11-2	0-2-0
HOUSTON BAPTIST	12/04/08	93-57	w	DNP	0-0-0	22-3-1	13-7-1	1-1-1

The Automated ScoreBook
Villanova Game-by-Game Highs (as of Jan 07, 2004)
All games

Opponent	Date	Score	Points	Rebounds	Assists	Steals	Blocked shots
ALBANY	11/14/08	78-60	13-CUNNINGHAM, D STOKES, Corey REYNOLDS, Scottie	6-CUNNINGHAM, Da	6-REYNOLDS, Scotti	4-FISHER, Corey	1-PENA, Antonio DRUMMOND, Casie
FORDHAM	11/17/08	107-68	31-CUNNINGHAM, D	11-CUNNINGHAM, D	7-REYNOLDS, Scotti	2-REYNOLDS, Scotti FISHER, Corey	1-CUNNINGHAM, Da PENA, Antonio
NIAGARA	11/19/08	77-62	19-REYNOLDS, Scotti	7-PENA, Antonio	5-FISHER, Corey	4-REYNOLDS, Scotti	None
MONMOUTH	11/25/08	71-48	19-CUNNINGHAM, D	7-STOKES, Corey CUNNINGHAM, Dan	4-FISHER, Corey REYNOLDS, Scottie	3-REYNOLDS, Scotti	1-PENA, Antonio
vs Towson	11/28/08	64-47	14-REYNOLDS, Scotti	7-CUNNINGHAM, Da PENA, Antonio	6-REYNOLDS, Scotti	2-STOKES, Corey CUNNINGHAM, Dan FISHER, Corey	1-REYNOLDS, Scotti CUNNINGHAM, Dan PENA, Antonio
vs Rhode Island	11/29/08	78-65	19-CUNNINGHAM, D	12-REDDING, Reggie CUNNINGHAM, Dan	3-REDDING, Reggie REYNOLDS, Scottie	2-CLARK, Shane	3-CUNNINGHAM, Da
at Penn	12/02/08	69-47	20-CUNNINGHAM, D	11-CUNNINGHAM, D	4-FISHER, Corey REYNOLDS, Scottie	3-FISHER, Corey	3-CUNNINGHAM, Da
HOUSTON BAPTIST	12/04/08	93-57	23-REYNOLDS, Scotti	7-CUNNINGHAM, Da	6-REYNOLDS, Scotti	4-CUNNINGHAM, Da	1-REYNOLDS, Scotti