



2008-09 MEN'S BASKETBALL GAME NOTES

Villanova (6-0) vs. Penn (1-4)

Tuesday, December 2, 2008 • 8:05 PM

TV: CN8 Radio: ESPN 950



VILLANOVA PROBABLE STARTERS

Pos.	Name	Height/Class/Hometown	PPG	RPG
G	Corey Stokes	6-5 / So. / Bayonne, N.J.	11.2	3.7
F	Antonio Pena	6-8 / So. / Brooklyn, N.Y.	9.3	6.2
F	Dante Cunningham	6-8 / Sr. / Silver Spring, Md.	17.5	7.7
G	Scottie Reynolds	6-2 / Jr. / Herndon, Va.	13.2	3.7
G	Corey Fisher	6-1 / So. / Bronx, N.Y.	11.8	2.0

OFF THE BENCH

Pos.	Name	Height/Class/Hometown	PPG	RPG
G	Reggie Redding	6-5 / Jr. / Philadelphia, Pa.	8.7	6.0
F	Shane Clark	6-7 / Sr. / Philadelphia, Pa.	6.0	2.0
F	Frank Tchuisi	6-8 / Sr. / Douala, Cameroon	1.8	1.7
G	Jason Colenda	6-0 / Jr. / Fairfax, Va.	0.0	0.2
F	Russell Wooten	6-4 / Jr. / Chula Vista, Calif.	0.0	0.4
F	Dwayne Anderson*	6-6 / Sr. / Silver Spring, Md.		
F/C	Maurice Sutton	6-11 / Fr. / Upper Marlboro, Md.		

* Injured and not expected to play

Head Coach: Jay Wright (276-168 lifetime, 153-83 at Villanova)

TOP STORIES

• Villanova claimed its first in-season tournament title since 1998 when the Wildcats defeated Rhode Island 78-65 to earn the Independence bracket title of the Philly Hoop Group Classic at the Palestra on Saturday night. VU won its four Classic games by an average of 17 points per game.

• Balance has been a key for VU thus far this season. Five 'Cats scored in double figures in the win over URI on Saturday night, led by Dante Cunningham's 19 points. It marked the fifth time in six games thus far in 2008-09 that four or more Wildcats reached double figures in the scoring column.

• The win on Saturday night allowed Villanova to complete a perfect month of November (6-0). Villanova improved to 27-7 (.794) in the month of November in the tenure of head coach Jay Wright. The Wildcats last perfect month came in December of 2007 when they also posted a 6-0 record.

• Tonight marks Villanova's third consecutive appearance at the historic Palestra. It is also the second in a stretch of four games for the 'Cats in eight days.

• Villanova returns to campus on Thursday night to meet Houston Baptist at 7:30 p.m. (ESPN 950/Nova Nation All-Access).

2008-09 SCHEDULE AND RESULTS

Date	Opponent	Result	Score	Record	Big East
Nov. 14	ALBANY	W	78-60	1-0	0-0
Nov. 17	FORDHAM	W	107-68	2-0	0-0
Nov. 19	NIAGARA (#)	W	77-62	3-0	0-0
Nov. 25	MONMOUTH (#)	W	71-48	4-0	0-0
Nov. 28	vs. Towson (#)	W	64-47	5-0	0-0
Nov. 29	vs. Rhode Island (#)	W	78-65	6-0	0-0
Dec. 2	@ Penn (B5)	8:00 PM	CN8		
Dec. 4	HOUSTON BAPTIST	7:30 PM	Nova Nation All-Access		
Dec. 9	vs. Texas (%)	9:00 PM	ESPN		
Dec. 11	SAINT JOSEPH'S (B5)	8:00 PM	ESPN2		
Dec. 14	@ La Salle (B5)	7:00 PM	ESPNU		
Dec. 22	NAVY	7:30 PM	Nova Nation All-Access		
Dec. 29	TEMPLE (B5)	7:00 PM	ESPNU		
Jan. 1	@ Marquette (*)	2:30 PM	ESPN		
Jan. 6	@ Seton Hall (*)	8:00 PM	WPHL		
Jan. 10	LOUISVILLE (*) (WC)	Noon	ESPN		
Jan. 18	ST. JOHN'S (*)	Noon	WPHL		
Jan. 21	@ Connecticut (*)	7:00 PM	ESPN		
Jan. 24	@ USF (*)	Noon	WPHL		
Jan. 28	PITTSBURGH (*) (WS)	7:00 PM	ESPN		
Feb. 1	CINCINNATI (*)	Noon	WPHL		
Feb. 4	@ Providence (*)	8:00 PM	WPHL		
Feb. 7	SYRACUSE (*) (WC)	Noon	ESPN		
Feb. 10	MARQUETTE (*)	7:30 PM	ESPN2		
Feb. 13	@ West Virginia (*)	9:00 PM	ESPN		
Feb. 19	RUTGERS (*)	9:00 PM	ESPN or ESPN2		
Feb. 22	@ Syracuse (*)	1:00 PM	CBS		
Feb. 25	@ DePaul (*)	8:00 PM	WPHL		
Feb. 28	GEORGETOWN (*) (WC)	Noon	ESPN		
Mar. 2	@ Notre Dame (*)	7:00 PM	ESPN		
Mar. 5	PROVIDENCE (*)	7:00 PM	ESPN or ESPN2		
Mar. 10-14	BIG EAST Championship (^)		ESPN/ESPN2		

All times listed are Eastern time and subject to change without notice
Home games, unless noted, denoted in **bold** and played at The Pavilion

WC: denotes games played at the Wachovia Center

WS: denotes game played at the Wachovia Spectrum

B5: denotes a Philadelphia Big Five contest

#: denotes Philly Hoop Group Classic (11/28 and 11/29 at The Palestra)

%: denotes Jimmy V Classic (at Madison Square Garden)

^: denotes the BIG EAST Championship (at Madison Square Garden)

MEDIA INFORMATION

Interview Requests:

All interview requests should be addressed to Mike Sheridan, Director of Media Relations at (610) 519-4145.

Follow Villanova Basketball on the Web:

Follow the Villanova men's basketball team on the web at: www.villanova.com

Villanova Media Relations Information:

Phone- (610) 519-4120; Fax- (610) 519-7323

Email- michael.sheridan@villanova.edu



2008-09 MEN'S BASKETBALL GAME NOTES

Palestra Presence

Fresh from a pair of Palestra victories over the weekend in the Philly Hoop Group Classic, Villanova returns to 33rd Street to meet the host Penn Quakers in its opening Philadelphia Big Five game of 2008-09.

"We didn't plan this obviously," stated Wright of the three straight inside the Palestra. "But I think our guys are comfortable here now and you get your first Big Five game.

"It was also good for us to have a battle like this (against URI)."

Indeed, the Wildcats' final win of the four game Philly Hoop Group Classic was a hard-nosed duel with Rhody's Rams, who had won five of six entering the final and pushed Duke to the wire earlier in the month at Cameron Indoor Stadium.

Villanova methodically built its lead in the first half. It was up 40-33 at intermission and then pushed the edge into double digits with a 6-2 burst to open the second half. The lead was never less than nine the rest of the evening, although it took a lot of hard work to keep it that way.

VU always tried to be cognizant of where Ram senior Jimmy Baron, who dropped in 23 points on the night, was at all times.

"We had the lead but we knew with Baron that he could stick a couple of threes at any time," noted Wright.

Now Villanova lines up against Penn.

"This place," stated senior forward Dante Cunningham, "is unbelievable for a Big Five game. This was only about half as loud as it will be against Penn."

Reynolds Wrap

Scottie Reynolds remains at the center of Villanova's offensive and defensive attacks as he enters his third season as a Wildcat. He picked up 13 points in the win over Rhode Island and now has 1,121 points in his Villanova career. With his next basket he will move past John Olive (1,122) into 47th place on the all-time school scoring list.

Reynolds was named a pre-season All BIG EAST selection last month. On Nov. 7, it was announced that he is one of 50 players nationally included on the Wooden Award Preseason watch list.

One of Reynolds' great offensive strengths is his ability to get to the free throw line. He is 30-of-35 (.857) at the line thus far this season, averaging just under six free throw attempts per contest.

In 73 career games, Reynolds has attempted four or more free throws 53 times. In those games, Villanova is 39-14 (.736).

Last season Reynolds helped nurture young guards Corey Fisher and Corey Stokes after he benefitted from the guidance of former 'Cat guard Mike Nardi in 2006-07. Reynolds became the primary point guard for Villanova late in the season. He scored 92 points in the Wildcats five postseason games last season - an average of 18.4 ppg.

Reynolds also added a steal against URI, giving him 110 for his career. He now sits in 26th place on the Villanova all-time list with his former teammate Will Sheridan.

Reynolds is VU's second leading scorer with 13.2 ppg and its top assist man (28).

Dante's Inferno

Over the course of his career, Dante Cunningham has been one of Villanova's most dependable defenders, rebounders and leaders. His offense, though, has typically taken a back-seat to that of such gifted scorers as Reynolds, Randy Foye, Kyle Lowry, and Curtis Sumpter.

But if Wright has his way, that is in the process of changing.

"We need Dante to be a scorer," he says. "He has been a good scorer in some games (in his first three years) but he hasn't done it consistently because he doesn't ask for it. As a coaching staff we have to demand it too. He can really score in a lot of ways."

Cunningham was at it again on Saturday night, dropping in 19 points along with a season-best 12 rebounds to help VU defeat Rhode Island 78-65. The native of Silver Spring, Md., was named MVP of the Independence bracket for his efforts in the Philly Hoop Group Classic.

He is now 39-of-69 (.565) from the floor this season. His run of six straight double-digit scoring efforts to open the season matches his best stretch as a collegian, supassing a four game double digit run in January 2007.

His 69 field goal attempts are tops on the Wildcats and eclipse the 62 he took as a freshman on VU's Elite Eight squad in 2005-06. He is presently averaging 11.5 shots per game, up from a 7.5 attempt per game average last year.

Cunningham also leads VU in rebounding at 7.7 rpg. He now has 581 career caroms, which places him 31st among the all-time top rebounders on the Main Line.

Villanova 2008-09 Roster

No.	Name	Pos.	Ht.	Wt.	Year	Hometown/High School/Previous School
0	Antonio Pena	F	6-8	235	So.	Brooklyn, N.Y./St. Thomas More
1	Scottie Reynolds	G	6-2	195	Jr.	Herndon, Va./Herndon
4	Jason Colenda	G	6-0	205	Jr.	Fairfax, Va./Bishop O'Connell
5	Casiem Drummond	C	6-10	280	Jr.	East Orange, N.J./Bloomfield Tech
10	Corey Fisher	G	6-1	185	So.	Bronx, N.Y./St. Patrick's (N.J.)
15	Reggie Redding	G	6-5	205	Jr.	Philadelphia, Pa./St. Joseph's Prep
20	Shane Clark	F	6-7	205	Sr.	Philadelphia, Pa./Hargrave Military Academy
21	Maurice Sutton	F/C	6-11	215	Fr.	Upper Marlboro, Md./Largo
22	Dwayne Anderson	G/F	6-6	215	Sr.	Silver Spring, Md./St. Thomas More
23	Russell Wooten	F	6-4	210	Jr.	Chula Vista, Calif./St. Augustine
24	Corey Stokes	G	6-5	195	So.	Bayonne, N.J./St. Benedict's
31	Taylor King	F	6-6	230	R-Fr.	Huntington Beach, Calif./Santa Ana Mater Dei/Duke
33	Dante Cunningham	F	6-8	230	Sr.	Silver Spring, Md./Potomac
42	Frank Tchuisi	F	6-8	215	Sr.	Douala, Cameroon/St. Benedict's

Head Coach: Jay Wright (Bucknell '83)

Associate Head Coach: Patrick Chambers

Assistant Coaches: Jason Donnelly, Doug West

Manager of Basketball Operations: Keith Uργο

Athletic Trainer: Jeff Pierce



2008-09 MEN'S BASKETBALL GAME NOTES

Anderson on the Mend

Senior swingman Dwayne Anderson, who helped spark Villanova in its push to the Sweet 16 of the 2008 NCAA Tournament by averaging 9.7 points and 7.0 rebounds per contest over the final 14 games, continues to rehab his left foot. Anderson was originally diagnosed with a stress fracture that was later revealed to be a stress reaction. He has missed Villanova's first six games as he has undergone treatment.

"It's just going to be a matter of time with Dwayne," stated Wright. Anderson officially remains out of the lineup indefinitely.

Drummond Plans to Transfer

Junior center Casiem Drummond (East Orange, N.J./Bloomfield Tech) has informed the coaching staff of his desire to locate a program to which he can transfer.

"Casiem is interested in finding a place where he can earn significantly more playing time than he has received here," stated Villanova head coach Jay Wright. "Our staff is doing all it can to help him locate that opportunity. Cas' has made strides in his time with us and we appreciate all his efforts on behalf of our basketball family."

This season Drummond appeared in two games for Villanova, averaging 2.0 points and 2.5 rebounds in 19 minutes. His best game as a Wildcat came on Nov. 25, 2007, when he scored nine points and collected 17 rebounds in a 69-68 loss to North Carolina State in the finals of the Old Spice Classic in Lake Buena Vista, Fla. He started nine times over the course of 42 games in a Wildcat uniform. A pair of ankle injuries cost him much of the 2007-08 campaign.

Productive Pena

Sophomore Antonio Pena has provided Cunningham plenty of support inside in the early going. The native of Brooklyn, N.Y., added 10 points and six rebounds in the win over Rhode Island in 28 minutes of action.

In his second season Pena averages 25.7 minutes, 9.3 points and 6.2 rebounds per game. He is 20-of-31 (.645) from the field.

AP Top 25 (Dec. 1)	ESPN/USA Today Poll (Dec. 1)
1. North Carolina	1. North Carolina
2. Connecticut	2. Connecticut
3. Pittsburgh	3. Pittsburgh
4. Duke	4. Duke
5. Gonzaga	5. Gonzaga
6. Oklahoma	6. Oklahoma
7. Notre Dame	7. Notre Dame
8. Texas	8. Texas
9. Purdue	9. UCLA
10. Tennessee	10. Purdue
11. Louisville	11. Louisville
12. UCLA	12. Michigan State
13. Michigan State	13. Tennessee
14. Xavier	14. Xavier
15. Wake Forest	15. Memphis
16. Syracuse	16. Villanova
17. Villanova	17. Wake Forest
18. Memphis	18. Georgetown
19. Arizona State	19. Arizona State
20. Georgetown	20. Syracuse
21. Miami (FL)	21. Florida
22. Davidson	22. Miami (FL)
23. Florida	22. Wisconsin
24. Baylor	24. Davidson
25. Marquette	25. Kansas

Series Stuff

Villanova at Penn
Tuesday, December 2, 2008
8:00 PM (The Palestra)
CN8 TV

ESPN 950 Radio

All-Time: Villanova leads 38-17

Last Meeting: Villanova 87, Penn 61 (Dec. 1, 2007)

Lasat Penn Victory: Penn 72, VU 58 (Dec. 10, 2002)

Jay Wright vs. Penn: 6-3

Notes: Villanova takes a five game winning streak in the series into this meeting ... The 'Cats are 30-13 (.698) all-time against the Quakers at the Palestra ... In last year's meeting at the Pavilion, VU jumped out to a 53-22 halftime advantage against a young Quakers team at the Pavilion .. VU had its 13-game Big Five winning streak snapped in its final City Series outing of 2007-08 by Saint Joseph's.

Houston Baptist at Villanova
Thursday, December 4, 2008

7:30 PM (The Pavilion)

Nova Nation All Access

ESPN 950 Radio

All-Time: First Meeting

Jay Wright vs. Houston Baptist: 6-3

Notes: The Huskies make their first visit to the Philadelphia area to meet the 'Cats at the Pavilion.

Villanova vs. Texas
Tuesday, December 9, 2008
9:30 p.m. (Madison Square Garden)

ESPN

ESPN 950 Radio

Jimmy V Classic

All-Time vs. UT: Series tied 1-1

Last Meeting with UT: VU 76, Texas 69 (Jan. 20, 2007)

Last UT win: Texas 58, VU 55 (Jan. 20, 2006)

Jay Wright vs. UT: 1-1

Notes: The 'Cats and Longhorns each won on their home floor in the two previous meetings between the schools ... Seniors Shane Clark, Dwayne Anderson and Dante Cunningham appeared in both of those prior meetings ... Clark tallied 11 points and 12 rebounds in 2007 while Cunningham added 16 points and six rebounds ... Scottie Reynolds contributed 26 points and six rebounds in the 2007 victory over Texas.

Reggie's Been Ready

On most nights the contributions of junior Reggie Redding aren't found in the headlines. But the 6-5 guard's efforts in the victory over URI were hard to ignore - 11 points to go with a career-best 12 rebounds and quality defense on Ram standout Jimmy Baron.

"I know people talk about the all-tournament team and that's all good and fair," stated Wright. "But in our program what Reggie did (against URI) is what everyone in our program is proudest of tonight. He is the MVP in our family for that game. That was incredible - rebounding like that and playing defense like that."

Redding averages 28.7 minutes, 8.7 points and 6.0 rebounds per outing thus far in 2008-09. He also has 17 assists - an average of 2.8 apg, trailing only Reynolds and Corey Fisher among the Wildcats.



2008-09 MEN'S BASKETBALL GAME NOTES

'Cats Sign Trio of Standouts

A trio of nationally prominent seniors have inked national letters of intent to attend Villanova University in the fall of 2009, it was announced today. The group includes forward Isaiah Armwood from Montrose Christian Academy (Rockville, Md.); guard Maalik Wayns of Philadelphia's Roman Catholic High School and power forward Mouphtaou Yarou, a native of Benin in the republic of West Africa who also attends Montrose Christian Academy.

ESPN.com ranks the class as No. 2 in the nation.

"We are as excited about this class as any we have brought to Villanova," stated head coach Jay Wright. "This group offers us a unique combination of frontcourt and backcourt talent with exceptional skill and incredible character. The loyalty each of these young men has shown to our program through this process is heartwarming to all of us in the Villanova Basketball Family."

Armwood, 6-8, is a versatile forward who has been a fixture for national prep powerhouse Montrose Christian Academy. He averaged 12 points and eight rebounds as a junior before being sidelined by a left knee injury. It is expected that he will be a key performer in his final prep season for Montrose. He is listed as the No. 35 ranked prospect on ESPN's Top 100 list.

"Isaiah is an athletically gifted wing player who has played four years for coach Stu Vetter at Montrose Christian Academy," stated Wright. "He has been well-schooled in the fundamentals. We expect him to make an immediate impact at Villanova with his quickness and athleticism."

Wayns is a 6-1 guard who averaged 22.4 points, 5.1 assists and 4.8 rebounds per game as a junior at Roman Catholic High School. Last summer, he represented the United States as a member of USA Basketball's 18-and-under team that competed in Argentina. He is ranked by espn.com as the No. 22 senior in the country.

"Maalik Wayns is the leader of this class," said Wright. "He was the first one of this group to commit to us and he encouraged his friends Isaiah and Moof' (Yarou) to join him at Villanova. Maalik will be the next in the line of great Villanova guards. We're so proud to have another Roman Catholic Cahillite with us on the Villanova campus."

Rounding out the group of fall signees is Yarou, a 6-9 power forward

who in a short period of time in the United States has emerged as one of the nation's most coveted big men - the No. 27 rated senior prospect in the nation according to espn.com. He enjoyed a breakthrough summer on the AAU circuit and will play this season for Vetter at Montrose Christian Academy.

"Moof' is as skilled a power forward as any frontcourt recruit we have had at Villanova," Wright stated. "He is very intelligent, extremely hard working and will be playing for a legendary coach this season in Stu Vetter at Montrose Christian Academy. Moof' will make an immediate impact on our team with his rebounding and shot blocking ability."

Philadelphia Big Five

The Big Five has been part of the Philadelphia basketball scene since 1955 and the City Series will again be a part of Villanova's schedule. The Wildcats, who have won or shared the city crown in each of the past four seasons, will play four games against their local rivals in December. The list includes:

Tonight: at Penn (CN8)

Thursday, Dec. 11 vs. Saint Joseph's (ESPN2)

Sunday, Dec. 14 at La Salle (ESPNU)

Monday, Dec. 29 vs. Temple (ESPNU)

Happy at Home

Villanova will play home games at three sites in 2008-09: the Pavilion, Wachovia Center and Wachovia Spectrum.

The Wildcats have played before a sellout crowd of 6,500 at the Pavilion for 86 consecutive regular season games. The last time they failed to do so came during a snow storm in December of 2000.

Villanova is 42-4 (.913) in the building on Ithan Avenue since 2005. It is now 203-54 (.790) all-time in the Pavilion. Since the start of the 1994-95 season, VU is 141-22 (.865) in the Pavilion. The 'Cats are 71-12 (.855) in Pavilion home games under Jay Wright.

The Wildcats will host three BIG EAST games at the Wachovia Center in Philadelphia this season, beginning on Jan. 10 (Louisville). VU then returns to the Center on Feb. 7 against Syracuse and Feb. 28 when it welcomes Georgetown to the building. Villanova has averaged better than 19,000 in attendance in its Center games since 2005.

VU hosts Villanova hosts Pitt at the Spectrum Jan. 28.

The Last Time it Happened...

	<u>By Villanova</u>	<u>By Opponent</u>
Team Scored 100 points	107, vs. Fordham (Nov. 17, 2008)	Providence, 100 (Feb. 11, 2004)
Team Scored 90 points	99, vs. Penn (Dec. 2, 2006)	Notre Dame, 90 (Jan. 26, 2008)
Team Scored 80 points	84, vs. Siena (Mar. 23, 2008)	Georgetown, 82 (Mar. 13, 2008)
30-point win	107-68, vs. Fordham (Dec. 20, 2006)	Kentucky, 93-56 (Feb. 9, 1997)
20-point win	71-48, vs. Monmouth (Nov. 25, 2008)	Saint Joseph's, 77-55 (Feb. 4, 2008)
50 percent shooting	.583, vs. Fordham (Nov. 17, 2008)	Kansas, .533 (March 28, 2008)
5 players in double figures	vs. Rhode Island (Nov. 29, 2008)	DePaul, (Jan. 3, 2008)
4 players in double figures	vs. Towson (Nov. 26, 2008)	Marquette, (Feb. 25, 2008)
Overtime victory	60-59, vs. Boston College (Mar. 24, 2006)	Connecticut, 75-74 (Feb. 28, 2004)
30 points by a player	Dante Cunningham, 31, vs. Fordham (Nov. 17, 2008)	Kyle McAlarney, Notre Dame, 30 (Mar. 3, 2007)
15 rebounds by a player	Casiem Drummond, 17, vs. N.C. St. (Nov. 25, 2007)	DeJuan Blair, Pitt, 15 (Jan. 6, 2008)
10 assists by a player	Scottie Reynolds, 10, vs. Louisville (Feb. 3, 2007)	Cliff Clinksclaus, DePaul, 11 (Jan. 16, 2007)
Five steals by a player	Dante Cunningham, 5, vs. UConn (Feb. 23, 2008)	Weyinmi Efejuku, Providence, 5 (Mar. 8, 2008)
Five blocks by a player	Jason Fraser, 5, vs. Providence (Jan. 11, 2005)	Darryl Watkins, Syracuse, 5 (Mar. 3, 2007)
Eight turnovers by a player	Scottie Reynolds, 9, vs. Providence (Jan. 23, 2007)	Scoop Jardine, 8, Syracuse (Jan. 19, 2008)
40 minutes by a player	Dwayne Anderson, 40, vs. Providence (Mar. 8, 2008)	Bilal Benn, 40, Niagara (Nov. 19, 2008)
50 minutes by a player	Kerry Kittles, 55, vs. Old Dominion (March 17, 1995)	Vonteego Cummings, Pitt, 50 (Mar. 4, 1998)
25 turnovers as a team	25 vs. Rutgers (Jan. 18, 2003)	Penn, 27 (Dec. 1, 2007)



2008-09 MEN'S BASKETBALL GAME NOTES

HEAD COACH JAY WRIGHT

The Wright Numbers

Lifetime: 276-168 (.622)
Villanova (2001-present): 153-83 (.648)
Hofstra (1994-2001): 122-85 (.589)
Big East Regular Season: 64-50 (.561)
America East Regular Season: 76-48 (.613)
NCAA Record: 7-6 (.538); six appearances
NIT Record: 4-4 (.500); four appearances
Big East Tournament: 7-7 (.500)

Jay Wright vs. All Opponents

Albany	2-0	Middle Tennessee	1-0
American (PR)	1-0	Monmouth	3-0
Arizona	1-0	UMKC	0-1
Army	2-0	Navy	1-0
Belmont	2-0	New Hampshire	10-4
Binghamton	1-0	New Mexico	1-0
Boston College	4-4	New Mexico St.	0-1
Boston University	7-7	Niagara	1-0
Bucknell	5-0	North Carolina	0-1
California	0-1	North Carolina State	0-1
Chaminade	0-1	Northeastern	11-5
Cincinnati	2-1	Northern Ill.	1-0
Clemson	1-0	Northwood	1-0
Colgate	2-1	Notre Dame	4-5
Coll. of Charleston	1-1	Ohio State	0-1
Colorado	0-1	Oklahoma	2-0
Colgate	2-0	Oklahoma State	0-1
Columbia	2-0	Penn	6-3
Connecticut	4-7	Penn State	0-1
Cornell	1-0	Pittsburgh	3-6
Dartmouth	1-0	Providence	7-4
Dayton	1-1	Redlands	1-0
Delaware	8-10	Rhode Island	1-0
Delaware State	1-0	Rider	2-0
DePaul	3-2	Rutgers	7-4
Drexel	10-10	St. John's	6-6
Eastern Washington	1-0	Saint Joseph's	4-3
Fairfield	0-1	Santa Clara	1-0
Florida	1-0	Seton Hall	6-2
Florida Atlantic	3-0	Siena	1-1
Florida Int.	2-0	Southern Miss	0-1
Fordham	5-1	SW Texas St.	0-1
George Mason	1-0	Stony Brook	10-0
Georgetown	5-6	Syracuse	7-4
Georgia Tech	1-1	Temple	6-2
Grambling	1-0	Texas	1-1
Hartford	11-4	Towson	12-1
Hawaii-Pacific	1-0	UCLA	1-1
Iona	2-2	UMBC	2-0
Iowa	1-0	UNCG	1-0
Kansas	1-2	UCF	1-0
Kentucky	0-1	USF	2-0
Lafayette	1-0	Vanderbilt	0-1
La Salle	6-1	Vermont	8-8
Lehigh	1-1	Villanova	0-2
Longwood	1-0	Virginia	1-0
Louisiana Tech	1-0	VMI	1-0
Louisville	3-2	Virginia Tech	4-1
Loyola Mary.	1-0	West Virginia	3-5
LSU	1-0	Wichita State	1-0
Maine	10-4	Xavier	0-2
Manhattan	2-3	Yale	0-1
Marquette	1-3	Youngstown St.	2-0
Maryland	0-1		
Memphis	0-2		
Miami	3-3		
Michigan State	1-0		

Jay Wright Year-by-Year

<u>Year</u>	<u>Institution</u>	<u>Record</u>	<u>Postseason</u>
1994-95	Hofstra University	10-18	None
1995-96	Hofstra University	9-18	None
1996-97	Hofstra University	12-15	None
1997-98	Hofstra University	19-12	None
1998-99	Hofstra University	22-10	NIT
1999-00	Hofstra University	24-7	NCAA
2000-01	Hofstra University	26-5	NCAA
2001-02	Villanova University	19-13	NIT
2002-03	Villanova University	15-16	NIT
2003-04	Villanova University	18-17	NIT
2004-05	Villanova University	24-8	NCAA
2005-06	Villanova University	28-5	NCAA
2006-07	Villanova University	22-11	NCAA
2007-08	Villanova University	22-13	NCAA
2008-09	Villanova University	6-0	
Totals		276-168	

Biographical Information

Date of Birth: Dec. 24, 1961
Education: Council Rock High School (1979); Bucknell University (1983)
Assistant Coaching Experience: University of Rochester (1984-86); Drexel University (1986-87); Villanova University (1987-92); UNLV (1992-94)
Head Coaching Experience: Hofstra (1994-2001); Villanova (2001-present)

Wright Stuff

Six men who have served on Jay Wright's staff have moved on to either college head coaching or NBA staff positions in recent years.

- **Tom Pecora** (Hofstra): Pecora served on Wright's staff for seven years in Hempstead, N.Y., and assumed command when Wright came to Villanova in 2001.

- **Joe Jones** (Columbia): Jones worked for Wright at Hofstra and again at Villanova. He is now in his sixth season in the Ivy League.

- **Billy Lange** (Navy): Lange served three seasons on Wright's staff at Villanova and was hired in Annapolis in March, 2004.

- **Fred Hill** (Rutgers): The former VU Associate Head Coach is in his third season as the head coach of the Scarlet Knights.

- **Ed Pinckney** (Minnesota Timberwolves): Pinckney spent four seasons on Jay Wright's staff at Villanova and is now in his second season as an assistant coach with the Minnesota Timberwolves.

- **Brett Gunning** (Houston Rockets): An assistant and associate head coach to Jay Wright at both Hofstra and Villanova, Brett Gunning is in his first season as the director of player development for the Rockets.



2008-09 MEN'S BASKETBALL GAME NOTES

Villanova Individual Season Highs

POINTS:	Cunningham	31	(vs. Fordham, Nov. 14)
	Reynolds	19	(vs. Niagara, Nov. 19)
	Cunningham	19	(vs. Monmouth, Nov. 25)
	Cunningham	19	(vs. URI, Nov. 25)
FIELD GOALS	Cunningham	11	(vs. Fordham, Nov. 14)
	Cunningham	9	(vs. Monmouth, Nov. 25)
	Cunningham	6	(vs. Albany, URI)
FG ATTEMPTS	Cunningham	17	(vs. Fordham, Nov. 14)
	Cunningham	17	(vs. Monmouth, Nov. 25)
	Cunningham	15	(vs. URI, Nov. 25)
FG PCT.	Pena	.714 (5-7)	(vs. Albany, Nov. 14)
	Cunningham	.667 (6-9)	(vs. Albany, Nov. 14)
3-PT. FG	Stokes	5	(vs. Monmouth, Nov. 25)
	Stokes	3	(vs. Fordham, Nov. 14)
	Stokes	3	(vs. Albany, Nov. 14)
3-PT. FG ATT.	Stokes	11	(vs. Monmouth, Nov. 25)
	Stokes	10	(vs. Towson, Nov. 28)
	Reynolds	6	(vs. Albany, Nov. 14)
3-PT. PCT	Stokes	1.000 (3-3)	(vs. Fordham, Nov. 14)
	Stokes	.500 (2-4)	(vs. Niagara, Nov. 19)
FREE THROWS	Cunningham	9	(vs. Fordham, Nov. 14)
	Reynolds	9	(vs. Niagara, Nov. 19)
	Reynolds	8	(vs. Monmouth, Nov. 25)
FT ATTEMPTS	Cunningham	12	(vs. Fordham, Nov. 14)
	Fisher	10	(vs. Niagara, Nov. 19)
	Reynolds	10	(vs. Niagara, Nov. 19)
FT PCT. (Min. 3)	Stokes	1.000 (6-6)	(vs. Fordham, Nov. 14)
	Fisher	1.000 (4-4)	(vs. Albany, Nov. 14)
REBOUNDS	Cunningham	12	(vs. URI, Nov. 25)
	Redding	12	(vs. URI, Nov. 25)
	Cunningham	11	(vs. Fordham, Nov. 14)
ASSISTS	Reynolds	7	(vs. Fordham, Nov. 14)
	Reynolds	6	(vs. Fordham, Nov. 14)
	Reynolds	6	(vs. Towson, Nov. 28)
TURNOVERS	Reynolds	5	(vs. Niagara, Nov. 19)
	Redding	5	(vs. Towson, Nov. 28)
BLOCKS	Cunningham	3	(vs. URI, Nov. 25)
	Drummond	1	(vs. Albany, Nov. 14)
	Pena	1	(vs. Albany, Fordham)
	Cunningham	1	(vs. Fordham, Nov. 14)
	Pena	1	(vs. Monmouth, Nov. 25)
STEALS	Fisher	4	(vs. Albany, Nov. 14)
	Reynolds	4	(vs. Niagara, Nov. 19)

Team High & Lows

--Villanova--

POINTS	High	56	(vs. Fordham, Nov. 14)
	Low	33	(vs. Towson, Nov. 28)
POINTS (First Half)	High	51	(vs. Fordham, Nov. 14)
	Low	26	(vs. Monmouth, Nov. 25)
POINTS (Second Half)	High	51	(vs. Fordham, Nov. 14)
	Low	26	(vs. Monmouth, Nov. 25)
TOTAL POINTS	High	107	(vs. Fordham, Nov. 14)
	Low	64	(vs. Towson, Nov. 28)
FIELD GOALS	High	35	(vs. Fordham, Nov. 14)
	Low	21	(vs. Niagara, Nov. 19)
FG ATTEMPTS	High	62	(vs. URI, Nov. 25)
	Low	48	(vs. Niagara, Nov. 19)
FG PCT.	High	.583	(vs. Fordham, Nov. 14)
	Low	.403	(vs. URI, Nov. 25)
3-PT. FG	High	8	(vs. Monmouth, Nov. 25)
	Low	2	(vs. URI, Nov. 25)
3-PT. ATT	High	24	(vs. Towson, Nov. 28)
	Low	14	(vs. Fordham, Nov. 14)
3-PT. FG PCT.	High	.500	(vs. Fordham, Nov. 14)
	Low	.133	(vs. URI, Nov. 25)
FREE THROWS	High	30	(vs. Fordham, Nov. 17)
	Low	11	(twice, last vs. Towson)
FT ATTEMPTS	High	38	(vs. Niagara, Nov. 19)
	Low	13	(vs. Monmouth, Nov. 25)
FT PCT.	High	.846	(vs. Monmouth, Nov. 25)
	Low	.579	(vs. Towson, Nov. 28)
REBOUNDS	High	45	(vs. Fordham, Nov. 14)
	Low	33	(vs. Albany, Nov. 14)
ASSISTS	High	23	(vs. Fordham, Nov. 14)
	Low	11	(vs. Niagara, URI)
TURNOVERS	High	15	(vs. Niagara, Nov. 19)
	Low	9	(vs. Fordham, URI)
BLOCKS	High	4	(vs. URI, Nov. 25)
	Low	0	(vs. Niagara, Nov. 19)
STEALS	High	10	(vs. Niagara, Nov. 19)
	Low	6	(vs. Fordham, URI)



2008-09 MEN'S BASKETBALL GAME NOTES

Wildcats' Record When ...

RECORDS

Overall: 6-0
 Home: 4-0
 Away: 0-0
 Neutral: 2-0
 Big East: 0-0
 Non-Conference: 6-0
 Big Five: 0-0
 In Overtime: 0-0
 At the Pavilion: 4-0
 At the Wachovia Center: 0-0
 At the Wachovia Spectrum: 0-0

MONTH BY MONTH

November: 6-0
 December: 0-0
 January: 0-0
 February: 0-0
 March: 0-0

AGAINST THE CONFERENCES

America East: 1-0
 Atlantic 10: 2-0
 Big 12: 0-0
 Big East: 0-0
 Big Ten: 0-0
 Colonial Athletic: 1-0
 Great West: 0-0
 Ivy League: 0-0
 Metro Atlantic Athletic: 1-0
 Northeast: 1-0
 Patriot League: 0-0

Streaks

Current StreakW6
Longest StreakW6
Highest FG Percentage in a Game583
Lowest FG Percentage in a Game403
When Leading at Halftime6-0
When Tied at Halftime0-0
When Trailing at Halftime0-0
In Overtime0-0

Leads and Deficits

Biggest Halftime Lead32
Biggest Halftime Lead Blown
Biggest Halftime Deficit
Biggest Halftime Deficit Overcome
Biggest Overall Lead42
Biggest Overall Lead Blown
Highest Margin of Victory39
Biggest Overall Deficit2
Biggest Overall Deficit Overcome2
Biggest Margin of Defeat

Point Margins of Victory

1	2	3	4	5	6	7	8	9	10	11	12	13	14	15	16	17	18	19	20+
												1		1		1	1		2

Point Margins of Defeat

1	2	3	4	5	6	7	8	9	10	11	12	13	14	15	16	17	18	19	20+

Individual Highlights

Games Leading Villanova in Scoring: Cunningham 4, Reynolds 3, Stokes 1

Games Leading Villanova in Rebounding: Cunningham 5, Pena 2, Redding 1, Stokes 1

Games Leading Villanova in Assists: Reynolds 5, Fisher 2, Redding 1

Games Leading Villanova in Steals: Reynolds 3, Fisher 3, Cunningham 1, Stokes 1, Clark 1

Games Leading Villanova in Blocks: Pena 4, Cunningham 3, Reynolds 1, Drummond 1,

20+ point games: Cunningham 1

Double figure scoring games: Cunningham 6, Reynolds 5, Fisher 5, Pena 4, Stokes 3, Redding 3, Clark 1

Double figure rebounding games: Cunningham 2, Redding 1

Record When Scoring

Villanova scores 59 or less:0-0
Villanova scores 60-69 points:1-0
Villanova scores 70-79 points:4-0
Villanova scores 80-89 points:0-0
Villanova scores 90 points or more:1-0

Opponent scores less than 50 points:2-0
Opponent scores 50-59 points:0-0
Opponent scores 60-69 points:4-0
Opponent scores 70-79 points:0-0
Opponent scores 80-89 points:0-0
Opponent scores more than 90 points:0-0

Games decided by five points or less:0-0
Games decided by 6-10 points:0-0
Games decided by 11 points or more:4-0
Games decided by 20 points or more:2-0



Dwayne Anderson (#22)
6-6 • 215
Senior • Guard/Forward
Silver Spring, Md.
St. Thomas More

2008-09 Highlights: Sidelined indefinitely by a stress reaction in his left foot that was diagnosed by an MRI on Nov. 13 ... Scored six points and collected two rebounds in 26 minutes of VU's 75-37 exhibition victory over Northwood.



Shane Clark (#20)
6-7 • 205
Senior • Forward
Philadelphia, Pa.
Hargrave Military Academy

2008-09 Highlights: Underwent arthroscopic surgery on his right knee on Nov. 6 at Bryn Mawr Hospital ... Returned to the lineup in 11 days to play 16 minutes off the bench in a 107-68 victory over Fordham at the Pavilion on Nov. 17 ... Contributed eight points in that outing ... Reached double figures for the first time this season with 10 points on 4-of-4 shooting from the field in a 71-48 win over Monmouth on Nov. 25 ... Contributed eight points and four rebounds in a 78-65 win over Rhode Island on Nov. 29 in the finals of the Philly Hoop Group Classic.

Career Highs

2008-09

Points	18, vs. Iowa (11/20/06)
Rebounds	11, vs. Providence (3/8/08)
Assists	4, vs. Providence (3/8/08)
Steals	4, six times (last on 3/28/08)
Blocks	2, twice (last on 3/28/08)
Minutes:	40, vs. Providence (3/8/08)
Field Goals	6, vs. Iowa (11/20/06)
3-PT Goals	5, vs. West Virginia (2/20/08)
Free Throws	8, vs. Providence (3/8/08)

Career Highs

2008-09

Points	25, vs. Stony Brook (11/9/07)	10 vs. Monmouth (11/25/08)
Rebounds	12, three times (last on 11/18/07)	4 vs. URI (11/29/08)
Assists	4, vs. George Mason (11/23/07)	2 twice, last vs. URI
Steals	3, vs. La Salle (12/29/07)	4 vs. URI (11/29/08)
Blocks	2, five times (last on 3/8/08)	
Minutes:	36, two times (last on 12/9/08)	25 vs. URI (11/29/08)
Field Goals	8, vs. Stony Brook (11/9/07)	4 vs. Monmouth, URI
3-PT Goals	4, two times (last on 11/9/07)	2 vs. Monmouth (11/25/08)
Free Throws	8, vs. Providence (3/8/08)	2 vs. Fordham (11/17/08)



Jason Colenda (#4)
6-0 • 205
Junior • Guard
Fairfax, Va.
Bishop O'Connell

2008-09 Highlights: Played a career-high six minutes, including his first ever time in the first half, in a 107-68 win over Fordham on Nov. 17 ... Added one rebound and one assist ... Did not score in one minute of action against Albany on Nov. 14 ... Came up with one steal in two minutes of action in the exhibition win over Northwood on Nov. 6.




Dante Cunningham (#33)
6-8 • 230
Senior • Forward
Silver Spring, Md.
Potomac

2008-09 Highlights: Selected as most valuable player of the Philly Hoop Group Classic Independence bracket after scoring 19 points and collecting 12 rebounds in a 78-65 win over Rhode Island on Nov. 29 ... Named co-Philadelphia Big Five player of the week on Nov. 25 with Temple's Dionte Christmas ... Dropped in 12 points and seven rebounds in a Philly Hoop Group Classic victory over Towson at the Palestra on Nov. 28 ... Scored 19 points and added seven rebounds in a 71-48 victory over Monmouth on Nov. 25 at the Pavilion ... Established a new career high with 31 points in a 107-68 win over Fordham on Nov. 17 ... Also added 11 rebounds for his sixth career double-double ... Provided 13 points on 6-of-9 shooting from the field in a 78-60 victory over Albany on Nov. 14 ... Also added six rebounds and two steals.


	<u>Career Highs</u>	<u>2008-09</u>
Points	N/A	
Rebounds	1 twice, last vs. Fordham	1 vs. Fordham (11/17/08)
Assists	1 twice, last vs. Fordham	1 vs. Fordham (11/17/08)
Steals	N/A	
Blocks	N/A	
Minutes:	6 vs. Fordham (11/17/08)	6 vs. Fordham (11/17/08)
Field Goals	N/A	
3-PT Goals	N/A	
Free Throws	N/A	

	<u>Career Highs</u>	<u>2008-09</u>
Points	31 vs. Fordham (11/17/08)	31 vs. Fordham (11/17/08)
Rebounds	13, two times (last on 1/16/08)	12 vs. URI (11/29/08)
Assists	4, vs. Providence (3/8/08)	3 (vs. Albany 11/14/08)
Steals	5, two times (last on 2/23/08)	2 twice, last vs. Towson
Blocks	4, vs. La Salle (12/22/05)	3 vs. URI (11/29/08)
Minutes:	39, vs. Connecticut (2/23/08)	37 vs. URI (11/29/08)
Field Goals	11 vs. Fordham (11/17/08)	11 vs. Fordham (11/17/08)
3-PT Goals	1, vs. La Salle (12/23/06)	
Free Throws	13, vs. Seton Hall (2/9/08)	9 vs. Fordham (11/17/08)



Casim Drummond (#5)
6-10 • 280
Junior • Center
East Orange, N.J.
Bloomfield Tech

2008-09 Highlights: Announced he will pursue a transfer on Dec. 1 and will not be in uniform for this game ... Was not in uniform against Monmouth on Nov. 25 due to a one game suspension owed to a minor disciplinary issue ... Sidelined by a soreness in his left foot against Fordham ... Is considered day-to-day ... Supplied four points, five rebounds and one blocked shot in 17 minutes of a 78-60 win over Albany on Nov. 14.



Corey Fisher (#10)
6-1 • 185
Sophomore • Guard
Bronx, N.Y.
St. Patrick's (N.J.)

2008-09 Highlights: Earned a spot on the Philly Hoop Group Classic Independence bracket first team on Nov. 29 ... Scored 14 points in 24 minutes of VU's 78-65 win over Rhode Island at the Palestra ... Contributed 11 points, including a key y3-point field goal to end the first half as Villanova defeated Towson 64-47 on Nov. 28 ... Added 15 points, six rebounds and five assists in a 77-62 win over Niagara on Nov. 19 ... Dropped in 17 points and added four assists in a 107-68 win over Fordham on Nov. 17 at the Pavilion ... Added 10 points and five assists in 30 minutes of a 78-60 win over Albany on opening night (Nov. 14).

Career Highs


2008-09

Points	11, vs. Syracuse (2/2/08)	4 (vs. Albany 11/14/08)
Rebounds	17, vs. N.C. State (11/25/07)	5 (vs. Albany 11/14/08)
Assists	3, vs. N.C. State (11/25/07)	
Steals	2, two times (last on 12/1/07)	
Blocks	2, three times (last on 2/2/08)	1 (vs. Albany 11/14/08)
Minutes:	26, two times (last on 11/25/07)	17 (vs. Albany 11/14/08)
Field Goals	5, two times (last on 2/2/08)	1 (vs. Albany 11/14/08)
3-PT Goals	N/A	
Free Throws	4, vs. South Florida (3/5/08)	2 (vs. Albany 11/14/08)

Career Highs

2008-09


Points	23, vs. DePaul (1/3/08)	17 vs. Fordham (11/17/08)
Rebounds	6 vs. Niagara (11/19/08)	6 vs. Niagara (11/19/08)
Assists	8, vs. Marquette (2/25/08)	5 twice, last vs. Niagara
Steals	4, vs. Penn (12/1/08)	4 (vs. Albany 11/14/08)
Blocks		
Minutes:	37, vs. Seton Hall (2/9/08)	36 vs. Niagara (11/19/08)
Field Goals	9, vs. N.C. State (11/25/08)	5 vs. URI (11/29/08)
3-PT Goals	5, vs. Syracuse (2/2/08)	2 twice, last vs. Towson
Free Throws	9, two times (last on 3/21/08)	7 vs. Fordham (11/17/08)



Antonio Pena (#0)
6-8 • 235
Sophomore • Forward
Brooklyn, N.Y.
St. Thomas More

2008-09 Highlights: Chipped in with 10 points and six rebounds in a 78-65 win over Rhode Island on Nov. 29 at the Palestra ... Tied for team-high rebounds with seven to go with 12 points in a 64-47 win over Towson on Nov. 28 at the Palestra ... Delivered 10 points, six rebounds and three assists in a 107-68 win over Fordham on Nov. 17 ... Contributed 12 points and five rebounds in Villanova's 78-60 win over Albany at the Pavilion on Nov. 14.

Reggie Redding (#15)
6-5 • 205
Junior • Guard
Philadelphia, Pa.
St. Joseph's Prep



2008-09 Highlights: Established a new career high with 12 rebounds in a 78-65 win over Rhode Island on Nov. 29 ... Also did stellar work shadowing Rhodey sniper Jimmy Baron ... Collected a season-high six rebounds to go with five points in a 71-48 win over Monmouth on Nov. 25 ... Tied a career high with 14 points to go with four rebounds and stout defense against Niagara standout Tyrone Lewis in a 77-62 win over the Purple Eagles on Nov. 19 ... Scored nine points on 4-of-5 shooting from the field to go with four rebounds in a 107-68 triumph over Fordham on Nov. 17 ... Added 11 points and four rebounds in a 78-60 win over Albany on Nov. 14.

Career Highs

2008-09

Points	17, three times (last on 1/26/08)	12 (vs. Albany 11/14/08)
Rebounds	10, vs. Pittsburgh (1/30/08)	7 vs. Towson (11/28/08)
Assists	3, six times (last vs. Fordham)	3 vs. Fordham (11/17/08)
Steals	3, vs. Pittsburgh (1/6/08)	
Blocks	2, vs. St. John's (2/16/08)	1 four times, last vs. URI
Minutes:	34, vs. Pittsburgh (1/30/08)	28 three times, last vs. URI
Field Goals	8, vs. Notre Dame (1/26/08)	5 (vs. Albany 11/14/08)
3-PT Goals	1, two times (last on 12/9/08)	
Free Throws	7, vs. DePaul (1/16/08)	4 vs. Towson, URI

Career Highs

2008-09

Points	14 twice, last vs. Niagara	14 vs. Niagara (11/19/08)
Rebounds	12 vs. URI (11/29/08)	12 vs. URI (11/29/08)
Assists	6, vs. Syracuse (2/2/08)	4 vs. Fordham (11/17/08)
Steals	4, two times (last on 1/6/08)	1 (vs. Albany, URI)
Blocks	3, vs. Syracuse (1/19/08)	
Minutes:	38, vs. Bucknell (11/18/07)	34 vs. Niagara (11/19/08)
Field Goals	5, three times, last vs. Niagara	5 vs. Niagara (11/19/08)
3-PT Goals	2, four times, last vs. Niagara	2 vs. Niagara (11/19/08)
Free Throws	5, vs. DePaul (1/3/08)	4 vs. URI (11/29/08)



Scottie Reynolds (#1)
6-2 • 195
Junior • Guard
Herndon, Va.
Herndon

2008-09 Highlights: Named a pre-season All-BIG EAST choice ... Also listed on the pre-season Wooden Award list, which includes 50 of the nation's top players ... Added six rebounds and six assists to go with 14 points in a 64-47 victory over Towson on Nov. 28 ... Led the 'Cats with 19 points in a 77-62 win over Niagara on Nov. 19 ... Delivered all 13 of his points in the second half against Albany on Nov. 14 in the season opener.



Corey Stokes (#24)
6-5 • 195
Sophomore • Guard
Bayonne, N.J.
St. Benedict's

2008-09 Highlights: Dropped in a season-high 18 points against Monmouth on Nov. 25 and also established a new career high in rebounds with seven ... Was hampered by a sprained left thumb injury sustained on Nov. 17 in the 77-62 win over Niagara ... Still contributed eight points in 27 minutes ... Was 3-of-3 from beyond the arc en route to 17 points in a 107-68 win over Fordham on Nov. 17 ... Also collected a career-high eight rebounds ... Chipped in with 13 points, including 3-of-4 from beyond the 3-point arc, in a 78-60 victory over Albany on Nov. 14 at the Pavilion.

Career Highs

2008-09

Points	40, vs. Connecticut (2/28/07)	19 vs. Niagara (11/19/08)
Assists	10, vs. Louisville (2/3/07)	6 (vs. Albany 11/14/08)
Steals	4, six times, last vs. Niagara	4 vs. Niagara (11/19/08)
Blocks	1, five times (last on 1/23/08)	
Minutes:	40, three times (last on 3/8/07)	36 vs. Niagara (11/19/08)
Field Goals	12, vs. Connecticut (2/28/07)	5 vs. Towson (11/28/08)
3-PT Goals	7, vs. DePaul (1/6/07)	3 vs. Towson (11/28/08)
Free Throws	13, vs. DePaul (3/7/07)	9 vs. Niagara (11/19/08)

Career Highs

2008-09

Points	20, vs. Siena (3/23/08)	18 vs. Monmouth (11/25/08)
Rebounds	6 vs. Fordham (11/17/08)	7 vs. Monmouth (11/25/08)
Assists	3 three times, last vs. Towson	3 twice, last vs. Towson
Steals	2, two times (last on 3/12/08)	1 twice, last vs. Niagara
Blocks	1, three times (last on 2/23/08)	
Minutes:	34, vs. Siena (3/23/08)	31 vs. Fordham (11/17/08)
Field Goals	8, vs. Siena (3/23/08)	6 vs. Monmouth (11/25/08)
3-PT Goals	5 vs. Monmouth (11/25/08)	5 vs. Monmouth (11/25/08)
Free Throws	6 vs. Fordham (11/17/08)	6 vs. Fordham (11/17/08)



Frank Tchuisi (#42)
6-8 • 215
Junior • Forward
Douala, Cameroon
St. Benedict's

2008-09 Highlights: Set a new career high with five rebounds in a 64-47 win over Towson on Nov. 28 at the Palestra ... Scored two points on a pair of free throws in eight minutes in a 71-48 victory over Monmouth on Nov. 25 ... Played five minutes and corraled one rebound in a 77-62 victory over Niagara on Nov. 19 ... Posted new career highs in points (4) and minutes (14) in a 107-68 win over Fordham on Nov. 17 ... Came off the bench to play a career-high 11 minutes in the Nov. 14 season opening victory over Albany ... Added two points and three rebounds.



Russell Wooten (#23)
6-4 • 210
Junior • Forward
Chula Vista, Calif.
St. Augustine

2008-09 Highlights: Appeared for three minutes in a 71-48 win over Monmouth on Nov. 25 ... Saw five minutes of action with one rebound in a 107-68 win over Fordham on Nov. 17 ... Appeared as a Wildcat for the first time and picked up his first career rebound in a 78-60 win over Albany.


Career Highs

2008-09

Points	4 vs. Fordham (11/17/08)	4 vs. Fordham (11/17/08)
Rebounds	5 vs. URI (11/29/08)	5 vs. URI (11/29/08)
Assists	1, vs. La Salle (12/22/05)	
Steals	1, vs. La Salle (12/22/05)	
Blocks	2, vs. Penn (12/2/06)	
Minutes:	14 vs. Fordham (11/17/08)	14 vs. Fordham (11/17/08)
Field Goals	2 vs. Fordham (11/17/08)	2 vs. Fordham (11/17/08)
3-PT Goals		
Free Throws	2 twice, last vs. Monmouth	2 vs. Monmouth (11/25/08)

2008-09/Career Highs

Points	
Rebounds	1 twice, last vs. Fordham (11/17/08)
Assists	
Steals	
Blocks	
Minutes:	5 vs. Fordham (11/17/08)
Field Goals	
3-PT Goals	
Free Throws	




Taylor King (#31)

6-6 • 230

Redshirt Freshman • Forward
Huntington Beach, Calif.
Santa Ana Mater Dei

2008-09 Highlights: Will sit out the season as a redshirt after transferring from Duke.



Maurice Sutton (#21)

6-11 • 215

Freshman • Forward/Center
Upper Marlboro, Md.
Largo

2008-09 Highlights:

Career Highs (Duke)

Points 27, vs. E. Kentucky (11/25/07)
Rebounds 6, twice (last on 2/23/08)
Assists 3, vs. N.C. Central (11/9/07)
Steals 3, vs. E. Kentucky (11/25/07)
Blocks 2, three times (last on 1/16/08)
Minutes: 21, vs. E. Kentucky (11.25/07)
Field Goals 9, vs. E. Kentucky (11/25/07)
3-PT Goals 6, vs. E. Kentucky (11/25/07)
Free Throws 4, vs. Temple (1/9/08)

2008-09/Career Highs

Points
Rebounds
Assists
Steals
Blocks
Minutes:
Field Goals
3-PT Goals
Free Throws



2008-09 MEN'S BASKETBALL GAME NOTES

Villanova 78, Albany 60

November 14, 2008 ~ The Pavilion ~ Villanova, Pa.

VISITORS: Albany 0-1

##	Player Name	TOT-FG		3-PT	REBOUNDS				TP	A	TO	BLK	S	MIN	
		FG-FGA	FG-FGA		FT-FTA	OF	DE	TOT							PF
03	HARRIS, Will.....	f	5-12	2-6	1-1	1	2	3	2	13	5	3	0	1	34
33	CONNELLY, Brian.....	f	2-4	0-0	0-0	1	1	2	4	4	1	2	0	2	26
54	GIFFORD, Brett.....	c	2-2	0-0	0-0	3	4	7	3	4	0	2	1	0	24
11	RAFFA, Anthony.....	g	5-9	2-3	1-2	2	3	5	1	13	0	4	0	1	24
23	AMBROSE, Tim.....	g	4-9	0-3	0-3	2	3	5	2	8	2	4	0	1	20
01	ALLEN, Billy.....	g	1-1	1-1	0-0	0	0	0	1	3	0	0	0	1	4
05	HASTINGS, Jerrel.....	g	0-0	0-0	4-6	1	0	1	1	4	0	0	0	0	13
12	McRAE, Scotty.....	g	2-4	1-2	1-1	0	2	2	0	6	0	2	2	1	9
21	JOHNSON, Mike.....	g	0-5	0-2	1-3	0	1	1	3	1	3	2	0	1	22
32	BARRAZA, Louis.....	g	1-5	1-3	0-0	0	0	0	2	3	1	0	0	0	11
42	COVINGTON, Jimmie.....	g	0-0	0-0	1-2	0	0	0	1	1	0	1	0	0	13
TEAM						2	2	4							
Totals			22-51	7-20	9-18	12	18	30	20	60	12	20	3	8	200

TOTAL FG% 1st Half:	8-24	33.3%	2nd Half:	14-27	51.9%	Game:	43.1%	DEADB
3-Pt. FG% 1st Half:	3-11	27.3%	2nd Half:	4-9	44.4%	Game:	35.0%	REBS
F Throw % 1st Half:	5-7	71.4%	2nd Half:	4-11	36.4%	Game:	50.0%	1

HOME TEAM: Villanova 1-0

##	Player Name	TOT-FG		3-PT	REBOUNDS				TP	A	TO	BLK	S	MIN	
		FG-FGA	FG-FGA		FT-FTA	OF	DE	TOT							PF
00	PENA, Antonio.....	f	5-7	0-0	2-4	2	3	5	0	12	2	2	1	0	28
33	CUNNINGHAM, Dante.....	f	6-9	0-0	1-3	3	3	6	2	13	3	2	0	1	30
01	REYNOLDS, Scottie.....	g	4-11	2-6	3-3	0	1	1	3	13	6	1	0	2	30
10	FISHER, Corey.....	g	3-6	0-2	4-4	0	2	2	3	10	5	3	0	0	30
24	STOKES, Corey.....	g	4-6	3-4	2-2	0	0	0	3	13	0	1	0	0	26
04	COLEMDA, Jason.....	g	0-0	0-0	0-0	0	0	0	0	0	0	0	0	0	1
05	DRUMMOND, Casiem.....	g	1-1	0-0	2-2	1	4	5	4	4	0	1	1	0	17
15	REDDING, Reggie.....	g	4-7	1-3	2-2	0	4	4	1	11	2	1	0	1	26
23	WOOTEN, Russell.....	g	0-0	0-0	0-0	1	0	1	1	0	0	0	0	0	1
42	TCHUISI, Frank.....	g	1-4	0-0	0-1	0	3	3	2	2	0	2	0	0	11
TEAM						1	5	6							
Totals			28-51	6-15	16-21	8	25	33	19	78	18	14	2	8	200

TOTAL FG% 1st Half:	17-29	58.6%	2nd Half:	11-22	50.0%	Game:	54.9%	DEADB
3-Pt. FG% 1st Half:	2-6	33.3%	2nd Half:	4-9	44.4%	Game:	35.0%	REBS
F Throw % 1st Half:	4-7	57.1%	2nd Half:	12-14	85.7%	Game:	76.2%	2

Officials: Reggie Greenwood, Tim Clougherty, John Gaffney

Technical fouls: Albany-None. Villanova-None.

Attendance: 6500

Score by Periods

	1st	2nd	Total
Albany.....	24	36	- 60
Villanova.....	40	38	- 78

Villanova 107, Fordham 68

November 17, 2008 ~ The Pavilion ~ Villanova, Pa.

VISITORS: Fordham 0-2

##	Player Name	TOT-FG		3-PT	REBOUNDS				TP	A	TO	BLK	S	MIN	
		FG-FGA	FG-FGA		FT-FTA	OF	DE	TOT							PF
50	BETHEL, Chris.....	f	4-13	0-3	1-2	4	7	11	5	9	0	0	1	0	27
01	FONTAN, Jio.....	g	5-10	1-3	2-3	3	0	3	4	13	5	4	0	0	29
03	BLUE, Trey.....	g	3-5	2-3	3-3	0	0	0	5	11	1	2	0	0	18
04	TANNER, Herb.....	g	2-6	1-2	2-2	1	2	3	3	7	2	1	0	1	33
24	BUTLER, Brenton.....	g	6-19	3-11	2-2	2	2	4	2	17	4	2	0	0	35
14	HAGE, Ryan.....	g	0-0	0-0	0-0	0	0	0	0	0	0	0	0	0	1
15	THOMAS, Lamar.....	g	0-0	0-0	0-0	0	0	0	0	0	0	0	0	0	2
20	BECK, Matt.....	g	0-0	0-0	0-0	0	0	0	0	0	0	0	0	0	1
21	ESTWICK, Alberto.....	g	2-5	1-2	2-2	1	0	1	0	7	0	2	0	0	22
23	MOORE, Mike.....	g	1-6	0-2	0-0	0	0	0	3	2	0	0	0	0	8
25	WING, Zach.....	g	0-0	0-0	0-2	0	2	2	2	0	0	0	0	0	17
44	DEVINE, Luke.....	g	0-1	0-0	2-2	0	1	1	1	2	0	0	1	0	7
TEAM						1	2	3							
Totals			23-65	8-26	14-18	12	16	28	25	68	12	11	2	1	200

TOTAL FG% 1st Half:	12-36	33.3%	2nd Half:	11-29	37.9%	Game:	35.4%	DEADB
3-Pt. FG% 1st Half:	5-19	26.3%	2nd Half:	3-7	42.9%	Game:	30.8%	REBS
F Throw % 1st Half:	9-12	75.0%	2nd Half:	5-6	83.3%	Game:	77.8%	1

HOME TEAM: Villanova 2-0

##	Player Name	TOT-FG		3-PT	REBOUNDS				TP	A	TO	BLK	S	MIN	
		FG-FGA	FG-FGA		FT-FTA	OF	DE	TOT							PF
00	PENA, Antonio.....	f	4-5	0-0	2-2	3	3	6	3	10	3	2	1	0	24
33	CUNNINGHAM, Dante.....	f	11-17	0-0	9-12	6	5	11	2	31	1	1	1	1	29
01	REYNOLDS, Scottie.....	g	3-9	1-4	4-4	1	3	4	3	11	7	1	0	2	22
10	FISHER, Corey.....	g	4-10	2-4	7-8	0	2	2	3	17	4	1	0	2	30
24	STOKES, Corey.....	g	4-6	3-3	6-6	1	7	8	2	17	2	1	0	1	31
04	COLEMDA, Jason.....	g	0-0	0-0	0-0	0	1	1	0	0	1	0	0	0	6
15	REDDING, Reggie.....	g	4-5	1-2	0-0	0	4	4	4	9	4	1	0	0	23
20	CLARK, Shane.....	g	3-5	0-1	2-2	0	1	1	3	8	1	1	0	0	16
23	WOOTEN, Russell.....	g	0-0	0-0	0-0	1	0	1	0	0	0	0	0	0	5
42	TCHUISI, Frank.....	g	2-3	0-0	0-2	0	1	1	2	4	0	0	0	0	14
TEAM						6	6								
Totals			35-60	7-14	30-36	12	33	45	23	107	23	9	2	6	200

TOTAL FG% 1st Half:	18-32	56.3%	2nd Half:	17-28	60.7%	Game:	58.3%	DEADB
3-Pt. FG% 1st Half:	4-8	50.0%	2nd Half:	3-6	50.0%	Game:	50.0%	REBS
F Throw % 1st Half:	16-19	84.2%	2nd Half:	14-17	82.4%	Game:	83.3%	3

Officials: Pat Driscoll, Jeff Clark, James Breeding

Technical fouls: Fordham-FONTAN, Jio. Villanova-REDDING, Reggie.

Attendance: 6500

Score by Periods

	1st	2nd	Total
Fordham.....	38	30	- 68
Villanova.....	56	51	- 107

CUNNINGHAM --> CAREER HIGH POINTS

Villanova 77, Niagara 62

November 19, 2008 ~ The Pavilion ~ Villanova, Pa.

Philly Hoop Group Classic

VISITORS: Niagara 1-1

##	Player Name	TOT-FG		3-PT	REBOUNDS				TP	A	TO	BLK	S	MIN	
		FG-FGA	FG-FGA		FT-FTA	OF	DE	TOT							PF
22	Benn, Bilal.....	f	3-10	0-3	5-8	2	6	8	4	11	3	3	0	2	40
25	Egemonye, Benson.....	c	1-7	0-0	4-5	4	4	8	5	6	0	3	0	0	22
01	Garrison, Rob.....	g	6-11	2-6	1-2	0	4	4	3	15	2	3	0	2	31
02	Lewis, Tyrone.....	g	5-11	4-9	2-2	0	1	1	2	16	1	1	0	4	37
31	Nelson, Anthony.....	g	2-8	0-2	2-4	1	1	2	5	6	2	4	0	3	35
05	Cooley, Austin.....	g	0-1	0-1	0-0	0	0	0	0	0	0	1	0	0	3
30	Williamson, Demetrius.....	g	0-1	0-0	0-0	1	0	1	0	0	0	0	0	0	8
32	Gordon, Kamau.....	g	1-1	0-0	2-3	0	2	2	5	4	2	2	0	0	12
35	Edwards, Kashief.....	g	2-2	0-0	0-1	0	1	1	2	4	0	1	1	0	12
TEAM						3	2	5	1						
Totals			20-52	6-21	16-25	11	21	32	27	62	10	19	1	11	200

TOTAL FG% 1st Half:	11-28	39.3%	2nd Half:	9-24	37.5%	Game:	38.5%	DEADB
3-Pt. FG% 1st Half:	3-10	30.0%	2nd Half:	3-11	27.3%	Game:	28.6%	REBS
F Throw % 1st Half:	5-6	83.3%	2nd Half:	11-19	57.9%	Game:	64.0%	6

HOME TEAM: Villanova 3-0

##	Player Name	TOT-FG		3-PT	REBOUNDS				TP	A	TO	BLK	S	MIN	
		FG-FGA	FG-FGA		FT-FTA	OF	DE	TOT							PF
00	PENA, Antonio.....	f	2-2	0-0	4-6	2	5	7	5	8	0	2	0	1	21
33	CUNNINGHAM, Dante.....	f	3-3	0-0	5-6	2	1	3	5	11	1	2	0	1	23
01	REYNOLDS, Scottie.....	g	4-14	2-5	9-10	0	4	4	1	19	2	5	0	4	36
10	FISHER, Corey.....	g	4-12	1-5	6-10	0	6	6	2	15	5	2	0	3	36
15	REDDING, Reggie.....	g	5-10	2-4	2-2	1	3	4	1	14	3	2	0	0	34
04	COLEMDA, Jason.....	g	0-0	0-0	0-0	0	0	0	0	0	0	0	0	0	1
05	DRUMMOND, Casiem.....	g	0-0	0-0	0-0	0	0	0	0	0	0	0	0	0	2
20	CLARK, Shane.....	g	1-2	0-0	0-0	1	0	1	5	2	0	1	0	0	14
23	WOOTEN, Russell.....	g	0-0	0-0	0										



2008-09 MEN'S BASKETBALL GAME NOTES

Villanova 64, Towson 47 November 28, 2008 ~ The Palestra ~ Philadelphia, Pa. Philly Hoop Group Classic

VISITORS: Towson 3-2

##	Player Name	TOT-FG		3-PT	REBOUNDS				TP	A	TO	BLK	S	MIN
		FG	FGA	FT	FTA	OF	DE	TOT						
22	SMITH, Jarrel..... f	1-5	0-1	0-0	1	3	4	1	2	0	1	0	0	26
24	HAIRSTON, Junior... f	4-12	2-5	1-3	3	3	6	0	11	1	1	1	0	33
25	NWANKWO, Robert.... f	2-5	0-0	3-9	2	5	7	2	7	0	0	3	1	28
20	MORRIS, Brian..... g	2-7	1-5	2-2	0	4	4	2	7	5	3	0	2	32
32	FRANKLIN, Troy..... g	1-6	0-5	0-0	0	2	2	5	2	4	4	0	1	23
03	CROSSIN, Tim.....	1-1	1-1	0-0	0	0	0	0	3	0	0	0	0	2
04	COLEMAN, Rocky.....	0-0	0-0	0-0	0	0	0	0	0	0	0	0	0	2
23	THORNTON, Josh....	2-12	1-10	0-0	0	0	0	3	5	1	3	0	1	25
33	LEE, Calvin.....	4-6	0-0	0-0	2	0	2	3	8	1	0	0	1	28
35	DURANT, Tony.....	1-1	0-0	0-0	1	1	2	1	2	0	1	0	0	3
TEAM.....					5 3 8									
Totals.....		18-55	5-27	6-14	14	21	35	17	47	12	13	4	6	202

TOTAL FG% 1st Half: 11-30 36.7% 2nd Half: 7-25 28.0% Game: 32.7% DEADB
 3-Pt. FG% 1st Half: 3-16 18.8% 2nd Half: 2-11 18.2% Game: 18.5% REBS
 F Throw % 1st Half: 3-5 60.0% 2nd Half: 3-9 33.3% Game: 42.9% 2

HOME TEAM: Villanova 5-0

##	Player Name	TOT-FG		3-PT	REBOUNDS				TP	A	TO	BLK	S	MIN
		FG	FGA	FT	FTA	OF	DE	TOT						
00	PENA, Antonio..... f	4-5	0-0	4-4	3	4	7	2	12	2	0	1	1	28
33	CUNNINGHAM, Dante... f	4-8	0-0	4-4	1	6	7	2	12	0	1	1	2	30
01	REYNOLDS, Scottie... g	5-9	3-7	1-2	2	4	6	1	14	6	4	1	1	31
10	FISHER, Corey..... g	4-8	2-4	1-3	1	1	2	1	11	1	1	0	2	28
24	STOKES, Corey..... g	3-12	2-10	0-0	1	3	4	3	8	3	0	0	2	30
04	COLENDIA, Jason.....	0-0	0-0	0-0	0	0	0	0	0	0	0	0	0	1
15	REDDING, Reggie.....	1-6	0-2	0-2	3	3	6	2	2	3	5	0	0	28
20	CLARK, Shane.....	1-3	0-1	0-2	0	2	2	1	2	2	2	0	0	15
23	WOOTEN, Russell....	0-0	0-0	0-0	0	0	0	0	0	0	0	0	0	1
42	TCHUISI, Frank.....	1-2	0-0	1-2	3	2	5	1	3	0	0	0	0	8
TEAM.....					1 3 4				1					
Totals.....		23-53	7-24	11-19	15	28	43	13	64	17	14	3	8	200

TOTAL FG% 1st Half: 11-23 47.8% 2nd Half: 12-30 40.0% Game: 43.4% DEADB
 3-Pt. FG% 1st Half: 5-12 41.7% 2nd Half: 2-12 16.7% Game: 29.2% REBS
 F Throw % 1st Half: 6-11 54.5% 2nd Half: 5-8 62.5% Game: 57.9% 2,1

Officials: Pat Driscoll, Jeff Clark, Tim Clougherty

Technical fouls: Towson-None. Villanova-None.

Attendance: 4713

Score by Periods	1st	2nd	Total
Towson.....	28	19	- 47
Villanova.....	33	31	- 64

Villanova 78, Rhode Island 65 November 29, 2008 ~ The Palestra ~ Philadelphia, Pa. Philly Hoop Group Classic

VISITORS: Rhode Island 5-2

##	Player Name	TOT-FG		3-PT	REBOUNDS				TP	A	TO	BLK	S	MIN
		FG	FGA	FT	FTA	OF	DE	TOT						
21	JAMES, Delroy..... f	1-3	0-0	0-2	2	2	4	5	2	1	1	1	1	13
33	SEAWRIGHT, Kahiem... f	3-9	0-0	1-4	5	3	8	4	7	2	1	0	0	31
05	JONES, Marquis..... g	2-5	1-3	0-0	2	0	2	3	5	2	3	0	0	30
20	BARON, Jimmy..... g	8-15	2-5	5-6	1	0	1	2	23	1	4	0	0	34
22	COTHRAN, Keith..... g	5-15	0-4	2-2	0	4	4	4	12	4	2	0	0	33
01	MEJIA, Stevie.....	0-0	0-0	2-2	0	2	2	1	2	0	1	0	0	7
02	EAVES, Ben.....	2-3	0-1	2-3	1	2	3	0	6	0	0	0	0	10
15	ULMER, Lamonte.....	0-1	0-0	2-4	0	2	2	1	2	0	2	1	1	19
32	MARTELL, Will.....	1-2	0-0	4-4	0	2	2	3	6	0	0	1	0	19
54	FRANCIS, Jason.....	0-0	0-0	0-0	0	3	3	1	0	0	0	0	0	4
TEAM.....					2 1 3 1									
Totals.....		22-53	3-13	18-27	13	21	34	25	65	10	14	3	2	200

TOTAL FG% 1st Half: 11-22 50.0% 2nd Half: 11-31 35.5% Game: 41.5% DEADB
 3-Pt. FG% 1st Half: 3-6 50.0% 2nd Half: 0-7 0.0% Game: 23.1% REBS
 F Throw % 1st Half: 8-13 61.5% 2nd Half: 10-14 71.4% Game: 66.7% 5

HOME TEAM: Villanova 6-0

##	Player Name	TOT-FG		3-PT	REBOUNDS				TP	A	TO	BLK	S	MIN
		FG	FGA	FT	FTA	OF	DE	TOT						
00	PENA, Antonio..... f	3-9	0-1	4-4	4	2	6	4	10	1	0	1	0	27
33	CUNNINGHAM, Dante... f	6-15	0-0	7-8	2	10	12	2	19	1	0	3	1	37
01	REYNOLDS, Scottie... g	3-9	1-4	6-8	0	1	1	3	13	3	2	0	1	30
10	FISHER, Corey..... g	5-8	0-1	4-5	0	0	0	3	14	1	2	0	1	24
24	STOKES, Corey..... g	1-5	0-2	1-1	0	0	0	4	3	0	2	0	0	23
04	COLENDIA, Jason.....	0-0	0-0	0-0	0	0	0	0	0	0	0	0	0	1
15	REDDING, Reggie.....	3-8	1-4	4-5	7	5	12	3	11	3	1	0	1	31
20	CLARK, Shane.....	4-8	0-3	0-0	2	2	4	2	8	2	0	2	2	25
42	TCHUISI, Frank.....	0-0	0-0	0-0	0	0	0	0	0	0	0	0	0	2
TEAM.....					3 2 5									
Totals.....		25-62	2-15	26-31	18	22	40	21	78	11	9	4	6	200

TOTAL FG% 1st Half: 14-35 40.0% 2nd Half: 11-27 40.7% Game: 40.3% DEADB
 3-Pt. FG% 1st Half: 1-9 11.1% 2nd Half: 1-6 16.7% Game: 13.3% REBS
 F Throw % 1st Half: 11-14 78.6% 2nd Half: 15-17 88.2% Game: 83.9% 3

Officials: Bob Donato, Bill McCarthy, Brian O'Connell

Technical fouls: Rhode Island-TEAM. Villanova-None.

Attendance: 6101

Score by Periods	1st	2nd	Total
Rhode Island.....	33	32	- 65
Villanova.....	40	38	- 78



INDIVIDUAL GAME-BY-GAME STATISTICS

#0 Antonio Pena

Opponent	Date	GS	Min	FG-FGA	PCT	3FG-FGA	PCT	FT-FTA	PCT	OFF	DEF	TOT	AVG	PF	FO	A	TO	BLK	STLS	PTS	AVG
Albany	11/14	*	28	5-7	.714	0-0	---	2-4	.500	2	3	5	5.0	0	0	2	2	1	0	12	12.0
Fordham	11/17	*	24	4-5	.800	0-0	---	2-2	1.000	3	3	6	5.5	3	0	3	2	1	0	10	11.0
Niagara	11/19	*	21	2-2	1.000	0-0	---	4-6	.667	2	5	7	6.0	5	1	0	2	0	1	8	10.0
Monmouth	11/25	*	26	2-3	.667	0-0	---	0-0	---	2	4	6	6.0	5	1	2	1	1	1	4	8.5
Towson	11/28	*	28	4-5	.800	0-0	---	4-4	1.000	3	4	7	6.2	2	0	2	0	1	1	12	9.2
Rhode Island	11/29	*	27	3-9	.333	0-1	.000	4-4	1.000	4	2	6	6.2	4	0	1	0	1	0	10	9.3
TOTALS		6	144	20-31	.645	0-1	.000	16-20	.800	16	21	37	6.2	19	2	10	7	5	3	56	9.3

Games Played: 6
Minutes/Game: 24.0
Points/Game: 9.3
FG Pct: 64.5
3FG Pct: 0.0
FT Pct: 80.0

Rebounds/Game: 6.2
Assists/Game: 1.7
Turnovers/Game: 1.2
Assist/Turnover Ratio: 1.43
Blocks/Game: 0.8
Steals/Game: 0.5

#1 Scottie Reynolds

Opponent	Date	GS	Min	FG-FGA	PCT	3FG-FGA	PCT	FT-FTA	PCT	OFF	DEF	TOT	AVG	PF	FO	A	TO	BLK	STLS	PTS	AVG
Albany	11/14	*	30	4-11	.364	2-6	.333	3-3	1.000	0	1	1	1.0	3	0	6	1	0	2	13	13.0
Fordham	11/17	*	22	3-9	.333	1-4	.250	4-4	1.000	1	3	4	2.5	3	0	7	1	0	2	11	12.0
Niagara	11/19	*	36	4-14	.286	2-5	.400	9-10	.900	0	4	4	3.0	1	0	2	5	0	4	19	14.3
Monmouth	11/25	*	28	1-6	.167	0-3	.000	7-8	.875	0	6	6	3.8	2	0	4	1	0	3	9	13.0
Towson	11/28	*	31	5-9	.556	3-7	.429	1-2	.500	2	4	6	4.2	1	0	6	4	1	1	14	13.2
Rhode Island	11/29	*	30	3-9	.333	1-4	.250	6-8	.750	0	1	1	3.7	3	0	3	2	0	1	13	13.2
TOTALS		6	177	20-58	.345	9-29	.310	30-35	.857	3	19	22	3.7	13	0	28	14	1	13	79	13.2

Games Played: 6
Minutes/Game: 29.5
Points/Game: 13.2
FG Pct: 34.5
3FG Pct: 31.0
FT Pct: 85.7

Rebounds/Game: 3.7
Assists/Game: 4.7
Turnovers/Game: 2.3
Assist/Turnover Ratio: 2.00
Blocks/Game: 0.2
Steals/Game: 2.2

#4 Jason Colenda

Opponent	Date	GS	Min	FG-FGA	PCT	3FG-FGA	PCT	FT-FTA	PCT	OFF	DEF	TOT	AVG	PF	FO	A	TO	BLK	STLS	PTS	AVG
Albany	11/14		1	0-0	---	0-0	---	0-0	---	0	0	0	0.0	0	0	0	1	0	0	0	0.0
Fordham	11/17		6	0-0	---	0-0	---	0-0	---	0	1	1	0.5	0	0	1	0	0	0	0	0.0
Niagara	11/19		1	0-0	---	0-0	---	0-0	---	0	0	0	0.3	0	0	0	0	0	0	0	0.0
Monmouth	11/25		3	0-1	.000	0-0	---	0-0	---	0	0	0	0.3	0	0	0	0	0	0	0	0.0
Towson	11/28		1	0-0	---	0-0	---	0-0	---	0	0	0	0.2	0	0	0	0	0	0	0	0.0
Rhode Island	11/29		1	0-0	---	0-0	---	0-0	---	0	0	0	0.2	0	0	0	0	0	0	0	0.0
TOTALS		0	13	0-1	.000	0-0	---	0-0	---	0	1	1	0.2	0	0	1	1	0	0	0	0.0

Games Played: 6
Minutes/Game: 2.2
Points/Game: 0.0
FG Pct: 0.0
3FG Pct: ---
FT Pct: ---

Rebounds/Game: 0.2
Assists/Game: 0.2
Turnovers/Game: 0.2
Assist/Turnover Ratio: 1.00
Blocks/Game: 0.0
Steals/Game: 0.0

#5 Casiem Drummond

Opponent	Date	GS	Min	FG-FGA	PCT	3FG-FGA	PCT	FT-FTA	PCT	OFF	DEF	TOT	AVG	PF	FO	A	TO	BLK	STLS	PTS	AVG
Albany	11/14		17	1-1	1.000	0-0	---	2-2	1.000	1	4	5	5.0	4	0	0	1	1	0	4	4.0
Niagara	11/19		2	0-0	---	0-0	---	0-0	---	0	0	0	2.5	1	0	0	0	0	0	0	2.0
TOTALS		0	19	1-1	1.000	0-0	---	2-2	1.000	1	4	5	2.5	5	0	0	1	1	0	4	2.0

Games Played: 2
Minutes/Game: 9.5
Points/Game: 2.0
FG Pct: 100.0
3FG Pct: ---
FT Pct: 100.0

Rebounds/Game: 2.5
Assists/Game: 0.0
Turnovers/Game: 0.5
Assist/Turnover Ratio: 0.00
Blocks/Game: 0.5
Steals/Game: 0.0



INDIVIDUAL GAME-BY-GAME STATISTICS

#10 Corey Fisher

Opponent	Date	GS	Min	FG-FGA	PCT	3FG-FGA	PCT	FT-FTA	PCT	OFF	DEF	TOT	AVG	PF	FO	A	TO	BLK	STLS	PTS	AVG	
Albany	11/14	*	30	3-6	.500	0-2	.000	4-4	1.000	0	2	2	2.0	3	0	5	3	0	4	10	10.0	
Fordham	11/17	*	30	4-10	.400	2-4	.500	7-8	.875	0	2	2	2.0	3	0	4	1	0	2	17	13.5	
Niagara	11/19	*	36	4-12	.333	1-5	.200	6-10	.600	0	6	6	3.3	2	0	5	2	0	3	15	14.0	
Monmouth	11/25	*	22	2-8	.250	0-2	.000	0-0	---	0	0	0	2.5	2	0	4	3	0	1	4	11.5	
Towson	11/28	*	28	4-8	.500	2-4	.500	1-3	.333	1	1	2	2.4	1	0	1	1	0	2	11	11.4	
Rhode Island	11/29	*	24	5-8	.625	0-1	.000	4-5	.800	0	0	0	2.0	3	0	1	2	0	1	14	11.8	
TOTALS			6	170	22-52	.423	5-18	.278	22-30	.733	1	11	12	2.0	14	0	20	12	0	13	71	11.8

Games Played: 6
 Minutes/Game: 28.3
 Points/Game: 11.8
 FG Pct: 42.3
 3FG Pct: 27.8
 FT Pct: 73.3

Rebounds/Game: 2.0
 Assists/Game: 3.3
 Turnovers/Game: 2.0
 Assist/Turnover Ratio: 1.60
 Blocks/Game: 0.0
 Steals/Game: 2.2

#15 Reggie Redding

Opponent	Date	GS	Min	FG-FGA	PCT	3FG-FGA	PCT	FT-FTA	PCT	OFF	DEF	TOT	AVG	PF	FO	A	TO	BLK	STLS	PTS	AVG	
Albany	11/14		26	4-7	.571	1-3	.333	2-2	1.000	0	4	4	4.0	1	0	2	1	0	1	11	11.0	
Fordham	11/17		23	4-5	.800	1-2	.500	0-0	---	0	4	4	4.0	4	0	4	1	0	0	9	10.0	
Niagara	11/19	*	34	5-10	.500	2-4	.500	2-2	1.000	1	3	4	4.0	1	0	3	2	0	0	14	11.3	
Monmouth	11/25		30	2-5	.400	1-2	.500	0-0	---	2	4	6	4.5	2	0	2	2	0	1	5	9.8	
Towson	11/28		28	1-6	.167	0-2	.000	0-2	.000	3	3	6	4.8	2	0	3	5	0	0	2	8.2	
Rhode Island	11/29		31	3-8	.375	1-4	.250	4-5	.800	7	5	12	6.0	3	0	3	1	0	1	11	8.7	
TOTALS			1	172	19-41	.463	6-17	.353	8-11	.727	13	23	36	6.0	13	0	17	12	0	3	52	8.7

Games Played: 6
 Minutes/Game: 28.7
 Points/Game: 8.7
 FG Pct: 46.3
 3FG Pct: 35.3
 FT Pct: 72.7

Rebounds/Game: 6.0
 Assists/Game: 2.8
 Turnovers/Game: 2.0
 Assist/Turnover Ratio: 1.42
 Blocks/Game: 0.0
 Steals/Game: 0.5

#20 Shane Clark

Opponent	Date	GS	Min	FG-FGA	PCT	3FG-FGA	PCT	FT-FTA	PCT	OFF	DEF	TOT	AVG	PF	FO	A	TO	BLK	STLS	PTS	AVG	
Fordham	11/17		16	3-5	.600	0-1	.000	2-2	1.000	0	1	1	1.0	3	0	1	1	0	0	8	8.0	
Niagara	11/19		14	1-2	.500	0-0	---	0-0	---	1	0	1	1.0	5	1	0	1	0	0	2	5.0	
Monmouth	11/25		22	4-4	1.000	2-2	1.000	0-0	---	2	0	2	1.3	2	0	1	1	0	1	10	6.7	
Towson	11/28		15	1-3	.333	0-1	.000	0-2	.000	0	2	2	1.5	1	0	2	2	0	0	2	5.5	
Rhode Island	11/29		25	4-8	.500	0-3	.000	0-0	---	2	2	4	2.0	2	0	2	2	0	2	8	6.0	
TOTALS			0	92	13-22	.591	2-7	.286	2-4	.500	5	5	10	2.0	13	1	6	7	0	3	30	6.0

Games Played: 5
 Minutes/Game: 18.4
 Points/Game: 6.0
 FG Pct: 59.1
 3FG Pct: 28.6
 FT Pct: 50.0

Rebounds/Game: 2.0
 Assists/Game: 1.2
 Turnovers/Game: 1.4
 Assist/Turnover Ratio: 0.86
 Blocks/Game: 0.0
 Steals/Game: 0.6

#23 Russell Wooten

Opponent	Date	GS	Min	FG-FGA	PCT	3FG-FGA	PCT	FT-FTA	PCT	OFF	DEF	TOT	AVG	PF	FO	A	TO	BLK	STLS	PTS	AVG
Albany	11/14		1	0-0	---	0-0	---	0-0	---	1	0	1	1.0	1	0	0	0	0	0	0	0.0
Fordham	11/17		5	0-0	---	0-0	---	0-0	---	1	0	1	1.0	1	0	0	0	0	0	0	0.0
Monmouth	11/25		3	0-0	---	0-0	---	0-0	---	0	0	0	0.7	1	0	0	0	0	0	0	0.0
Towson	11/28		1	0-0	---	0-0	---	0-0	---	0	0	0	0.5	0	0	0	0	0	0	0	0.0
TOTALS			0	10	0-0	0-0	---	0-0	---	2	0	2	0.5	3	0	0	0	0	0	0	0.0

Games Played: 4
 Minutes/Game: 2.5
 Points/Game: 0.0
 FG Pct: ---
 3FG Pct: ---
 FT Pct: ---

Rebounds/Game: 0.5
 Assists/Game: 0.0
 Turnovers/Game: 0.0
 Assist/Turnover Ratio: ---
 Blocks/Game: 0.0
 Steals/Game: 0.0



INDIVIDUAL GAME-BY-GAME STATISTICS

#24 Corey Stokes

Opponent	Date	GS	Min	FG-FGA	PCT	3FG-FGA	PCT	FT-FTA	PCT	OFF	DEF	TOT	AVG	PF	FO	A	TO	BLK	STLS	PTS	AVG	
Albany	11/14	*	26	4-6	.667	3-4	.750	2-2	1.000	0	0	0.0	3	0	0	1	0	0	0	13	13.0	
Fordham	11/17	*	31	4-6	.667	3-3	1.000	6-6	1.000	1	7	8	4.0	2	0	2	1	0	1	17	15.0	
Niagara	11/19		27	2-4	.500	2-4	.500	2-4	.500	0	3	3	3.7	2	0	0	0	0	0	8	12.7	
Monmouth	11/25	*	28	6-13	.462	5-11	.455	1-2	.500	0	7	7	4.5	0	0	3	2	0	1	18	14.0	
Towson	11/28	*	30	3-12	.250	2-10	.200	0-0	---	1	3	4	4.4	3	0	3	0	0	2	8	12.8	
Rhode Island	11/29	*	23	1-5	.200	0-2	.000	1-1	1.000	0	0	0	3.7	4	0	0	2	0	0	3	11.2	
TOTALS			5	165	20-46	.435	15-34	.441	12-15	.800	2	20	22	3.7	14	0	8	6	0	5	67	11.2

Games Played: 6
 Minutes/Game: 27.5
 Points/Game: 11.2
 FG Pct: 43.5
 3FG Pct: 44.1
 FT Pct: 80.0

Rebounds/Game: 3.7
 Assists/Game: 1.3
 Turnovers/Game: 1.0
 Assist/Turnover Ratio: 1.33
 Blocks/Game: 0.0
 Steals/Game: 0.8

#33 Dante Cunningham

Opponent	Date	GS	Min	FG-FGA	PCT	3FG-FGA	PCT	FT-FTA	PCT	OFF	DEF	TOT	AVG	PF	FO	A	TO	BLK	STLS	PTS	AVG	
Albany	11/14	*	30	6-9	.667	0-0	---	1-3	.333	3	3	6	6.0	2	0	3	2	0	1	13	13.0	
Fordham	11/17	*	29	11-17	.647	0-0	---	9-12	.750	6	5	11	8.5	2	0	1	1	1	1	31	22.0	
Niagara	11/19	*	23	3-3	1.000	0-0	---	5-6	.833	2	1	3	6.7	5	1	1	2	0	1	11	18.3	
Monmouth	11/25	*	30	9-17	.529	0-0	---	1-1	1.000	6	1	7	6.8	1	0	0	1	0	1	19	18.5	
Towson	11/28	*	30	4-8	.500	0-0	---	4-4	1.000	1	6	7	6.8	2	0	0	1	1	2	12	17.2	
Rhode Island	11/29	*	37	6-15	.400	0-0	---	7-8	.875	2	10	12	7.7	2	0	1	0	3	0	19	17.5	
TOTALS			6	179	39-69	.565	0-0	---	27-34	.794	20	26	46	7.7	14	1	6	7	5	6	105	17.5

Games Played: 6
 Minutes/Game: 29.8
 Points/Game: 17.5
 FG Pct: 56.5
 3FG Pct: ---
 FT Pct: 79.4

Rebounds/Game: 7.7
 Assists/Game: 1.0
 Turnovers/Game: 1.3
 Assist/Turnover Ratio: 0.86
 Blocks/Game: 0.8
 Steals/Game: 1.0

#42 Frank Tchuisi

Opponent	Date	GS	Min	FG-FGA	PCT	3FG-FGA	PCT	FT-FTA	PCT	OFF	DEF	TOT	AVG	PF	FO	A	TO	BLK	STLS	PTS	AVG	
Albany	11/14		11	1-4	.250	0-0	---	0-1	.000	0	3	3	3.0	2	0	0	2	0	0	2	2.0	
Fordham	11/17		14	2-3	.667	0-0	---	0-2	.000	0	1	1	2.0	2	0	0	0	0	0	4	3.0	
Niagara	11/19		5	0-1	.000	0-0	---	0-0	---	0	1	1	1.7	1	0	0	1	0	0	0	2.0	
Monmouth	11/25		8	0-2	.000	0-0	---	2-2	1.000	0	0	0	1.3	1	0	0	0	0	0	2	2.0	
Towson	11/28		8	1-2	.500	0-0	---	1-2	.500	3	2	5	2.0	1	0	0	0	0	0	3	2.2	
Rhode Island	11/29		2	0-0	---	0-0	---	0-0	---	0	0	0	1.7	0	0	0	0	0	0	0	1.8	
TOTALS			0	48	4-12	.333	0-0	---	3-7	.429	3	7	10	1.7	5	0	0	3	0	0	11	1.8

Games Played: 6
 Minutes/Game: 8.0
 Points/Game: 1.8
 FG Pct: 33.3
 3FG Pct: ---
 FT Pct: 42.9

Rebounds/Game: 1.7
 Assists/Game: 0.0
 Turnovers/Game: 0.5
 Assist/Turnover Ratio: 0.0
 Blocks/Game: 0.0
 Steals/Game: 0.0

2008-09 Villanova Men's Basketball
Updated Career Stats (Active Players Only)

PLAYER	YEAR	GP	GS	MIN	AVG	FIELD GOALS			3-PTRS			FREE THROWS			REBOUNDS				PF	FO	AST	TO	BLK	STL	PTS	AVG
						MADE	ATT	PCT	MADE	ATT	PCT	MADE	ATT	PCT	OFF	DEF	TOTAL	AVG								
Dwayne Anderson	2005-06	14	0	55	3.9	7	17	0.412	5	11	0.455	2	4	0.500	5	6	11	0.8	3	0	1	3	0	2	21	1.5
	2006-07	23	0	211	9.2	24	67	0.358	13	49	0.265	20	22	0.909	13	31	44	1.9	16	0	10	12	0	11	81	3.5
	2007-08	30	14	631	21.0	73	145	0.503	21	66	0.318	27	43	0.628	54	89	143	4.8	70	3	27	29	12	44	194	6.5
	2008-09	0	0	0	---	0	0	---	0	0	---	0	0	---	0	0	0	---	0	0	0	0	0	0	0	---
	TOTAL	67	14	897	13.4	104	229	0.454	39	126	0.310	49	69	0.710	72	126	198	3.0	89	3	38	44	12	57	296	4.4
Shane Clark	2005-06	25	0	286	11.4	18	44	0.409	1	2	0.500	17	29	0.586	22	28	50	2.0	42	1	7	8	9	8	54	2.2
	2006-07	33	10	772	23.4	83	193	0.430	38	100	0.380	39	54	0.722	47	85	132	4.0	95	6	31	47	12	27	243	7.4
	2007-08	32	17	713	22.3	79	180	0.439	16	56	0.286	53	63	0.841	56	83	139	4.3	74	3	35	34	15	21	227	7.1
	2008-09	5	0	92	18.4	13	22	0.591	2	7	0.286	2	4	0.500	5	5	10	2.0	13	1	6	7	0	3	30	6.0
	TOTAL	95	27	1863	19.6	193	439	0.440	57	165	0.345	111	150	0.740	130	201	331	3.5	224	11	79	96	36	59	554	5.8
Jason Colenda	2007-08	6	0	7	1.2	0	0	---	0	0	---	0	0	---	0	1	1	0.2	2	0	1	1	0	0	0	0.0
	2008-09	6	0	13	2.2	0	1	0.000	0	0	---	0	0	---	0	1	1	0.2	0	0	1	1	0	0	0	0.0
	TOTAL	12	0	20	1.7	0	1	0.000	0	0	---	0	0	---	0	2	2	0.2	2	0	2	2	0	0	0	0.0
Dante Cunningham	2005-06	33	4	629	19.1	29	62	0.468	0	0	---	13	33	0.394	59	73	132	4.0	78	2	25	26	19	27	71	2.2
	2006-07	33	29	901	27.3	99	193	0.513	1	1	1.000	88	113	0.779	84	95	179	5.4	96	5	24	56	20	46	287	8.7
	2007-08	35	35	1050	30.0	142	261	0.544	0	0	---	80	116	0.690	100	126	226	6.5	107	7	37	80	31	46	364	10.4
	2008-09	6	6	179	29.8	39	69	0.565	0	0	---	27	34	0.794	20	26	46	7.7	14	1	6	7	5	7	105	17.5
	TOTAL	107	74	2759	25.8	309	585	0.528	1	1	1.000	208	296	0.703	263	320	583	5.4	295	15	92	169	75	126	827	7.7
Casiem Drummond	2006-07	19	0	141	7.4	14	28	0.500	0	0	---	4	13	0.308	17	20	37	1.9	23	0	3	6	1	5	32	1.7
	2007-08	21	9	278	13.2	43	82	0.524	0	0	---	16	36	0.444	46	48	94	4.5	54	4	9	17	12	10	102	4.9
	2008-09	2	0	19	9.5	1	1	1.000	0	0	---	2	2	1.000	1	4	5	2.5	5	0	0	1	1	0	4	2.0
	TOTAL	42	9	438	10.4	58	111	0.523	0	0	---	22	51	0.431	64	72	136	3.2	82	4	12	24	14	15	138	3.3
Corey Fisher	2007-08	34	21	744	21.9	104	294	0.354	41	124	0.331	59	79	0.747	11	49	60	1.8	61	1	92	68	0	36	308	9.1
	2008-09	6	6	170	28.3	22	52	0.423	5	18	0.278	22	30	0.733	1	11	12	2.0	14	0	20	12	0	13	71	11.8
	TOTAL	40	27	914	22.9	126	346	0.364	46	142	0.324	81	109	0.743	12	60	72	1.8	75	1	112	80	0	49	379	9.5
Antonio Pena	2006-07	0	0	0	---	0	0	---	0	0	---	0	0	---	0	0	0	---	0	0	0	0	0	0	0	---
	2007-08	35	19	678	19.4	86	183	0.470	2	6	0.333	67	96	0.698	52	97	149	4.3	84	2	34	63	11	19	241	6.9
	2008-09	6	6	154	25.7	20	31	0.645	0	1	0.000	16	20	0.800	16	21	37	6.2	19	2	10	7	5	3	56	9.3
	TOTAL	41	25	832	20.3	106	214	0.495	2	7	0.286	83	116	0.716	68	118	186	4.5	103	4	44	70	16	22	297	7.2
Reggie Redding	2006-07	28	3	441	15.8	28	87	0.322	7	42	0.167	16	25	0.640	20	45	65	2.3	43	0	27	25	5	23	79	2.8
	2007-08	35	18	722	20.6	55	140	0.393	9	36	0.250	43	68	0.632	24	66	90	2.6	85	2	59	32	12	39	162	4.6
	2008-09	6	1	172	28.7	19	41	0.463	6	17	0.353	8	11	0.727	13	23	36	6.0	13	0	17	12	0	3	52	8.7
	TOTAL	69	22	1335	19.3	102	268	0.381	22	95	0.232	67	104	0.644	57	134	191	2.8	141	2	103	69	17	65	293	4.2
Scottie Reynolds	2006-07	33	32	980	29.7	139	359	0.387	64	170	0.376	145	176	0.824	12	82	94	2.8	86	3	130	106	3	47	487	14.8
	2007-08	35	34	1139	32.5	164	398	0.412	79	206	0.383	148	190	0.779	17	90	107	3.1	75	2	113	107	1	51	555	15.9
	2008-09	6	6	177	29.5	20	58	0.345	9	29	0.310	30	35	0.857	3	19	22	3.7	13	0	28	14	1	13	79	13.2
	TOTAL	74	72	2296	31.0	323	815	0.396	152	405	0.375	323	401	0.805	32	191	223	3.0	174	5	271	227	5	111	1121	15.1

2008-09 Villanova Men's Basketball
Updated Career Stats (Active Players Only)

PLAYER	YEAR	GP	GS	MIN	AVG	FIELD GOALS			3-PTRS			FREE THROWS			REBOUNDS				PF	FO	AST	TO	BLK	STL	PTS	AVG
						MADE	ATT	PCT	MADE	ATT	PCT	MADE	ATT	PCT	OFF	DEF	TOTAL	AVG								
Corey Stokes	2007-08	35	4	642	18.3	74	202	0.366	40	135	0.296	37	42	0.881	18	66	84	2.4	59	1	19	31	3	14	225	6.4
	2008-09	6	5	165	27.5	20	46	0.435	15	34	0.441	12	15	0.800	2	20	22	3.7	14	0	8	6	0	5	67	11.2
	TOTAL	41	9	807	19.7	94	248	0.379	55	169	0.325	49	57	0.860	20	86	106	2.6	73	1	27	37	3	19	292	7.1
Sutton, Maurice	2008-09							0	0	0	---	0	0	---	0	0	---	0	0	---	0	0	0	---	0	0
Frank Tchuisi	2005-06	8	0	21	2.6	0	0	---	0	0	---	0	0	---	2	2	4	0.5	2	0	1	0	2	1	0	0.0
	2006-07	13	0	35	2.7	1	5	0.200	0	0	---	3	4	0.750	2	1	3	0.2	4	0	0	2	1	0	5	0.4
	2007-08	9	0	13	1.4	1	6	0.167	0	0	---	1	4	0.250	2	4	6	0.7	2	0	0	0	1	0	3	0.3
	2008-09	6	0	48	8.0	4	12	0.333	0	0	---	3	7	0.429	3	7	10	1.7	7	0	0	3	0	0	11	1.8
	TOTAL	36	0	117	3.3	6	23	0.261	0	0	---	7	15	0.467	9	14	23	0.6	15	0	1	5	4	1	19	0.5
Russell Wooten	2008-09	4	0	10	2.5	0	0	---	0	0	---	0	0	---	2	0	2	0.5	3	0	0	0	0	0	0	0.0

Villanova University Men's Basketball
Clutch Free Throw Shooting

NAME	LAST 5 MINUTES			LAST 2 MINUTES AND OT			SEASON			CAREER		
	FT	FTA	FT%	FT	FTA	FT%	FT	FTA	FT%	FT	FTA	FT%
Anderson, Dwayne	0	0	---	0	0	---	0	0	---	49	69	0.710
Colenda, Jason	0	0	---	0	0	---	0	0	---	0	0	---
Clark, Shane	0	0	---	0	0	---	2	4	0.500	110	150	0.733
Cunningham, Dante	3	4	0.750	2	2	1.000	27	34	0.794	208	296	0.703
Drummond, Casiem	2	2	1.000	2	2	1.000	2	2	1.000	22	51	0.431
Fisher, Corey	4	6	0.667	4	6	0.667	22	30	0.733	81	109	0.743
Pena, Antonio	0	0	---	0	0	---	16	20	0.800	83	116	0.716
Redding, Reggie	2	2	1.000	2	2	1.000	8	11	0.727	67	104	0.644
Reynolds, Scottie	8	10	0.800	3	4	0.750	30	35	0.857	323	401	0.805
Stokes, Corey	4	6	0.667	2	4	0.500	12	15	0.800	49	57	0.860
Sutton, Maurice	0	0	---	0	0	---	0	0	---	0	0	---
Tchuisi, Frank	2	4	0.500	0	0	---	3	7	0.429	7	15	0.467
Wooten, Russell	0	0	---	0	0	---	0	0	---	0	0	---
TEAM TOTALS	25	34	0.735	15	20	0.750	122	158	0.772			

Villanova University Men's Basketball
Career Three-Point Shooting

OVERAL SEASON GAMES							
3-PTRS MADE	NUMBER	3-PTRS ATTEMPTED	NUMBER	3-POINT PCT.	NUMBER	3-PTRS PER GAME	NUMBER
					<i>Minimum 125 Made</i>		<i>Minimum 125 Made</i>
Gary Buchanan	337	Allan Ray	850	Gary Buchanan	.398 (337-846)	Gary Buchanan	2.76 (337 in 122 G)
Allan Ray	312	Gary Buchanan	846	Doug West	.394 (143-363)	Allan Ray	2.40 (312 in 130 G)
Kerry Kittles	278	Kerry Kittles	706	Kerry Kittles	.394 (278-706)	Kerry Kittles	2.28 (278 in 122 G)
Mike Nardi	251	Mike Nardi	664	Greg Woodard	.384 (188-489)	Scottie Reynolds	2.05 (152 in 74 G)
Eric Eberz	223	Randy Foye	647	Eric Eberz	.381 (223-586)	Mike Nardi	1.95 (251 in 129 G)
Randy Foye	213	Jermaine Medley	591	Mike Nardi	.378 (251-664)	Eric Eberz	1.86 (223 in 120 G)
Jermaine Medley	198	Eric Eberz	586	Scottie Reynolds	.375 (152-405)	Randy Foye	1.63 (213 in 131 G)
Greg Woodard	188	Chris Walker	512	Chris Walker	.367 (188-512)	Jermaine Medley	1.61 (198 in 123 G)
Chris Walker	188	Greg Woodard	489	Allan Ray	.367 (312-850)	Chris Walker	1.53 (188 in 123 G)
Brian Lynch	155	Brian Lynch	439	Brian Lynch	.353 (155-439)	Greg Woodard	1.47 (188 in 128 G)
		John Celestand	439				
3-PTRS MADE	NUMBER	3-PTRS ATTEMPTED	NUMBER	3-POINT PCT.	NUMBER	3-PTRS PER GAME	NUMBER
					<i>Minimum 75 Made</i>		<i>Minimum 75 Made</i>
Allan Ray	168	Gary Buchanan	448	Kerry Kittles	.410 (166-405)	Allan Ray	2.67 (168 in 63 G)
Gary Buchanan	167	Allan Ray	440	Greg Woodard	.400 (102-255)	Gary Buchanan	2.65 (167 in 63 G)
Kerry Kittles	166	Kerry Kittles	405	Eric Eberz	.387 (126-326)	Kerry Kittles	2.41 (166 in 69 G)
Mike Nardi	128	Mike Nardi	345	Allan Ray	.382 (168-440)	Scottie Reynolds	2.26 (77 in 34 G)
Eric Eberz	126	Eric Eberz	326	Alvin Williams	.377 (84-223)	Mike Nardi	2.06 (128 in 62 G)
Jermaine Medley	111	Jermaine Medley	317	Scottie Reynolds	.374 (77-206)	Eric Eberz	1.85 (126 in 68 G)
Randy Foye	104	Randy Foye	315	Gary Buchanan	.373 (167-448)	Jermaine Medley	1.68 (111 in 66 G)
Greg Woodard	102	Chris Walker	263	Mike Nardi	.371 (128-345)	Randy Foye	1.63 (104 in 64 G)
Chris Walker	96	John Celestand	256	Brian Lynch	.367 (90-245)	Greg Woodard	1.55 (102 in 66 G)
Brian Lynch	90	Greg Woodard	255	Chris Walker	.365 (96-263)	Chris Walker	1.48 (96 in 65 G)
NOTES							
The NCAA instituted the three-point shot for men's basketball before the start of the 1986-87 season.							
Villanova has made at least one three-pointer in 373 straight games since making none against Kentucky on February 9, 1997 (0-for-3) in a 93-56 loss.							
The Wildcats have made at least one three-pointer in 710 of 717 games (99.0 percent) since the advent of the three-point rule.							
In Big East games, Villanova has at least one three-pointer in 368 of 372 games (98.9 percent) since 1986-87.							
Villanova has made at least one three-pointer in 324 straight Big East games since going 0-for-5 in a 74-60 victory over St. John's on March 4, 1989.							
The Wildcats have an all-time team three-point shooting percentage of .357 (4407-12350).							
In Big East games, Villanova has an all-time team three-point shooting percentage of .354 (2315-6536).							

The Automated ScoreBook
Villanova Combined Team Statistics (as of Nov 30, 2008)
All games

RECORD:	OVERALL	HOME	AWAY	NEUTRAL
ALL GAMES	6-0	4-0	0-0	2-0
CONFERENCE	0-0	0-0	0-0	0-0
NON-CONFERENCE	6-0	4-0	0-0	2-0

#	Player	gp-gs	min	avg	Total		3-Point		F-Throw		Rebounds				pf	dq	a	to	blk	stl	pts	avg
					fg-fga	pct	3fg-fga	pct	ft-fta	pct	off	def	tot	avg								
33	CUNNINGHAM, Dant	6-6	179	29.8	39-69	.565	0-0	.000	27-34	.794	20	26	46	7.7	14	1	6	7	5	7	105	17.5
01	REYNOLDS, Scottie	6-6	177	29.5	20-58	.345	9-29	.310	30-35	.857	3	19	22	3.7	13	0	28	14	1	13	79	13.2
10	FISHER, Corey	6-6	170	28.3	22-52	.423	5-18	.278	22-30	.733	1	11	12	2.0	14	0	20	12	0	13	71	11.8
24	STOKES, Corey	6-5	165	27.5	20-46	.435	15-34	.441	12-15	.800	2	20	22	3.7	14	0	8	6	0	5	67	11.2
00	PENA, Antonio	6-6	154	25.7	20-31	.645	0-1	.000	16-20	.800	16	21	37	6.2	19	2	10	7	5	3	56	9.3
15	REDDING, Reggie	6-1	172	28.7	19-41	.463	6-17	.353	8-11	.727	13	23	36	6.0	13	0	17	12	0	3	52	8.7
20	CLARK, Shane	5-0	92	18.4	13-22	.591	2-7	.286	2-4	.500	5	5	10	2.0	13	1	6	7	0	3	30	6.0
05	DRUMMOND, Casiem	2-0	19	9.5	1-1	1.000	0-0	.000	2-2	1.000	1	4	5	2.5	5	0	0	1	1	0	4	2.0
42	TCHUISI, Frank	6-0	48	8.0	4-12	.333	0-0	.000	3-7	.429	3	7	10	1.7	7	0	0	3	0	0	11	1.8
23	WOOTEN, Russell	5-0	11	2.2	0-0	.000	0-0	.000	0-0	.000	2	0	2	0.4	3	0	0	0	0	0	0	0.0
04	COLENDIA, Jason	6-0	13	2.2	0-1	.000	0-0	.000	0-0	.000	0	1	1	0.2	0	0	1	1	0	0	0	0.0
Team											11	22	33							3		
Total.....		6	1200		158-333	.474	37-106	.349	122-158	.772	77	159	236	39.3	115	4	96	73	12	47	475	79.2
Opponents.....		6	1202		120-320	.375	36-130	.277	74-115	.643	65	117	182	30.3	128	-	66	92	16	35	350	58.3

TEAM STATISTICS	VU	OPP	Date	Opponent	Score	Att.
SCORING	475	350	11/14/08	ALBANY	w 78-60	6500
Points per game	79.2	58.3	11/17/08	FORDHAM	w 107-68	6500
Scoring margin	+20.8	-	11/19/08	NIAGARA	w 77-62	6500
FIELD GOALS-ATT	158-333	120-320	11/25/08	MONMOUTH	w 71-48	6500
Field goal pct	.474	.375	11/28/08	vs Towson	w 64-47	4713
3 POINT FG-ATT	37-106	36-130	11/29/08	vs Rhode Island	w 78-65	6101
3-point FG pct	.349	.277	* - Conference game			
3-pt FG made per game	6.2	6.0				
FREE THROWS-ATT	122-158	74-115				
Free throw pct	.772	.643				
F-Throws made per game	20.3	12.3				
REBOUNDS	236	182				
Rebounds per game	39.3	30.3				
Rebounding margin	+9.0	-				
ASSISTS	96	66				
Assists per game	16.0	11.0				
TURNOVERS	73	92				
Turnovers per game	12.2	15.3				
Turnover margin	+3.2	-				
Assist/turnover ratio	1.3	0.7				
STEALS	47	35				
Steals per game	7.8	5.8				
BLOCKS	12	16				
Blocks per game	2.0	2.7				
ATTENDANCE	26000	10814				
Home games-Avg/Game	4-6500	0-0				
Neutral site-Avg/Game	-	2-5407				

Score by Periods	1st	2nd	Totals
Villanova	250	225	475
Opponents	166	184	350

The Automated ScoreBook
Villanova Season Schedule/Results & Leaders (as of Nov 30, 2008)
All games

RECORD:	OVERALL	HOME	AWAY	NEUTRAL
ALL GAMES	6-0	4-0	0-0	2-0
CONFERENCE	0-0	0-0	0-0	0-0
NON-CONFERENCE	6-0	4-0	0-0	2-0

Date	Opponent	Score	Att.	High Points	High Rebounds
11/14/08	ALBANY	w 78-60	6500	(13)REYNOLDS, Scottie (13)STOKES, Corey (13)CUNNINGHAM, Dante	(6)CUNNINGHAM, Dante
11/17/08	FORDHAM	w 107-68	6500	(31)CUNNINGHAM, Dante	(11)CUNNINGHAM, Dante
11/19/08	NIAGARA	w 77-62	6500	(19)REYNOLDS, Scottie	(7)PENA, Antonio
11/25/08	MONMOUTH	w 71-48	6500	(19)CUNNINGHAM, Dante	(7)CUNNINGHAM, Dante (7)STOKES, Corey
11/28/08	vs Towson	w 64-47	4713	(14)REYNOLDS, Scottie	(7)PENA, Antonio (7)CUNNINGHAM, Dante
11/29/08	vs Rhode Island	w 78-65	6101	(19)CUNNINGHAM, Dante	(12)CUNNINGHAM, Dante (12)REDDING, Reggie

* - Conference game

Attendance Summary	Games	Attend	Avg/Game
Home	4	26000	6500
Away	0	0	0
Neutral	2	10814	5407
Total	6	36814	6136

The Automated ScoreBook
Villanova Season Box Score (as of Nov 30, 2008)
All games

RECORD:	OVERALL	HOME	AWAY	NEUTRAL
ALL GAMES	6-0	4-0	0-0	2-0
CONFERENCE	0-0	0-0	0-0	0-0
NON-CONFERENCE	6-0	4-0	0-0	2-0

#	Player	gp-gs	min	avg	Total		3-Point		F-Throw		Rebounds				pf	dq	a	to	blk	stl	pts	avg
					fg-fga	pct	3fg-fga	pct	ft-fa	pct	off	def	tot	avg								
33	CUNNINGHAM, Dant	6-6	179	29.8	39-69	.565	0-0	.000	27-34	.794	20	26	46	7.7	14	1	6	7	5	7	105	17.5
01	REYNOLDS, Scottie	6-6	177	29.5	20-58	.345	9-29	.310	30-35	.857	3	19	22	3.7	13	0	28	14	1	13	79	13.2
10	FISHER, Corey	6-6	170	28.3	22-52	.423	5-18	.278	22-30	.733	1	11	12	2.0	14	0	20	12	0	13	71	11.8
24	STOKES, Corey	6-5	165	27.5	20-46	.435	15-34	.441	12-15	.800	2	20	22	3.7	14	0	8	6	0	5	67	11.2
00	PENA, Antonio	6-6	154	25.7	20-31	.645	0-1	.000	16-20	.800	16	21	37	6.2	19	2	10	7	5	3	56	9.3
15	REDDING, Reggie	6-1	172	28.7	19-41	.463	6-17	.353	8-11	.727	13	23	36	6.0	13	0	17	12	0	3	52	8.7
20	CLARK, Shane	5-0	92	18.4	13-22	.591	2-7	.286	2-4	.500	5	5	10	2.0	13	1	6	7	0	3	30	6.0
05	DRUMMOND, Casiem	2-0	19	9.5	1-1	1.000	0-0	.000	2-2	1.000	1	4	5	2.5	5	0	0	1	1	0	4	2.0
42	TCHUISI, Frank	6-0	48	8.0	4-12	.333	0-0	.000	3-7	.429	3	7	10	1.7	7	0	0	3	0	0	11	1.8
23	WOOTEN, Russell	5-0	11	2.2	0-0	.000	0-0	.000	0-0	.000	2	0	2	0.4	3	0	0	0	0	0	0	0.0
04	COLENDIA, Jason	6-0	13	2.2	0-1	.000	0-0	.000	0-0	.000	0	1	1	0.2	0	0	1	1	0	0	0	0.0
Team											11	22	33				3					
Total.....		6	1200		158-333	.474	37-106	.349	122-158	.772	77	159	236	39.3	115	4	96	73	12	47	475	79.2
Opponents.....		6	1202		120-320	.375	36-130	.277	74-115	.643	65	117	182	30.3	128	-	66	92	16	35	350	58.3

Score by Periods	1st	2nd	Totals
Villanova	250	225	475
Opponents	166	184	350

The Automated ScoreBook
Villanova Team Game-by-Game (as of Nov 30, 2008)
All games

TEAM STATISTICS

Opponent	Date	Score	W	Total		3-Pointers		Free throws		Rebounds				pf	a	t/o	blk	stl	pts	avg
				fg-fga	pct	3fg-fga	pct	ft-fa	pct	off	def	tot	avg							
ALBANY	11/14/08	78-60	W	28-51	.549	6-15	.400	16-21	.762	8	25	33	33.0	19	18	14	2	8	78	78.0
FORDHAM	11/17/08	107-68	W	35-60	.583	7-14	.500	30-36	.833	12	33	45	39.0	23	23	9	2	6	107	92.5
NIAGARA	11/19/08	77-62	W	21-48	.438	7-18	.389	28-38	.737	10	24	34	37.3	23	11	15	0	10	77	87.3
MONMOUTH	11/25/08	71-48	W	26-59	.441	8-20	.400	11-13	.846	14	27	41	38.2	16	16	12	1	9	71	83.2
vs Towson	11/28/08	64-47	W	23-53	.434	7-24	.292	11-19	.579	15	28	43	39.2	13	17	14	3	8	64	79.4
vs Rhode Island	11/29/08	78-65	W	25-62	.403	2-15	.133	26-31	.839	18	22	40	39.3	21	11	9	4	6	78	79.2
Villanova		475		158-333	.474	37-106	.349	122-158	.772	77	159	236	39.3	115	96	73	12	47	475	79.2
Opponents		350		120-320	.375	36-130	.277	74-115	.643	65	117	182	30.3	128	66	92	16	35	350	58.3

Games played: 6
Points/game: 79.2
FG Pct: 47.4
3FG Pct: 34.9
FT Pct: 77.2

Rebounds/game: 39.3
Assists/game: 16.0
Turnovers/game: 12.2
Assist/turnover ratio: 1.3
Steals/game: 7.8
Blocks/game: 2.0

The Automated ScoreBook
Villanova Team Game-by-Game Comparison (as of Nov 30, 2008)
All games

Opponent	1st	2nd	Score	Mar	Total FG	FG Pct	3-Pointers	3FG Pct	Free Throws	FT Pct	Rebounds	Assist	T/Over	Block	Steal	Fouls
ALBANY	40/24	38/36	78-60	+18	28-51/22-51	.549/.431	6-15/7-20	.400/.350	16-21/9-18	.762/.500	33/30 +3	18/12	14/20	2/3	8/8	19/20
FORDHAM	56/38	51/30	107-68	+39	35-60/23-65	.583/.354	7-14/8-26	.500/.308	30-36/14-18	.833/.778	45/28 +17	23/12	9/11	2/2	6/1	23/25
NIAGARA	36/30	41/32	77-62	+15	21-48/20-52	.438/.385	7-18/6-21	.389/.286	28-38/16-25	.737/.640	34/32 +2	11/10	15/19	0/1	10/11	23/27
MONMOUTH	45/13	26/35	71-48	+23	26-59/15-44	.441/.341	8-20/7-23	.400/.304	11-13/11-13	.846/.846	41/23 +18	16/10	12/15	1/3	9/7	16/14
Towson	33/28	31/19	64-47	+17	23-53/18-55	.434/.327	7-24/5-27	.292/.185	11-19/6-14	.579/.429	43/35 +8	17/12	14/13	3/4	8/6	13/17
Rhode Island	40/33	38/32	78-65	+13	25-62/22-53	.403/.415	2-15/3-13	.133/.231	26-31/18-27	.839/.667	40/34 +6	11/10	9/14	4/3	6/2	21/25

Note: Game totals are displayed in the format TEAM/OPPONENT for each category

The Automated ScoreBook
Villanova Game-by-Game Points-Rebounds-Assists (as of Nov 30, 2008)
All games

Opponent	Date	Score		00	01	04	05	10	15	20
				PENA,ANTON	REYNOLDS,S	COLEND,A,JA	DRUMMOND,C	FISHER,COR	REDDING,RE	CLARK,SHAN
ALBANY	11/14/08	78-60	w	12-5-2	13-1-6	0-0-0	4-5-0	10-2-5	11-4-2	DNP
FORDHAM	11/17/08	107-68	w	10-6-3	11-4-7	0-1-1	DNP	17-2-4	9-4-4	8-1-1
NIAGARA	11/19/08	77-62	w	8-7-0	19-4-2	0-0-0	0-0-0	15-6-5	14-4-3	2-1-0
MONMOUTH	11/25/08	71-48	w	4-6-2	9-6-4	0-0-0	DNP	4-0-4	5-6-2	10-2-1
vs Towson	11/28/08	64-47	w	12-7-2	14-6-6	0-0-0	DNP	11-2-1	2-6-3	2-2-2
vs Rhode Island	11/29/08	78-65	w	10-6-1	13-1-3	0-0-0	DNP	14-0-1	11-12-3	8-4-2

Opponent	Date	Score		23	24	33	42
				WOOTEN,RUS	STOKES,COR	CUNNINGHAM	TCHUISI,FR
ALBANY	11/14/08	78-60	w	0-1-0	13-0-0	13-6-3	2-3-0
FORDHAM	11/17/08	107-68	w	0-1-0	17-8-2	31-11-1	4-1-0
NIAGARA	11/19/08	77-62	w	0-0-0	8-3-0	11-3-1	0-1-0
MONMOUTH	11/25/08	71-48	w	0-0-0	18-7-3	19-7-0	2-0-0
vs Towson	11/28/08	64-47	w	0-0-0	8-4-3	12-7-0	3-5-0
vs Rhode Island	11/29/08	78-65	w	DNP	3-0-0	19-12-1	0-0-0

The Automated ScoreBook
Villanova Game-by-Game Highs (as of Nov 30, 2008)
All games

<u>Opponent</u>	<u>Date</u>	<u>Score</u>	<u>Points</u>	<u>Rebounds</u>	<u>Assists</u>	<u>Steals</u>	<u>Blocked shots</u>
ALBANY	11/14/08	78-60	13-CUNNINGHAM, D STOKES, Corey REYNOLDS, Scottie	6-CUNNINGHAM, Da	6-REYNOLDS, Scotti	4-FISHER, Corey	1-PENA, Antonio DRUMMOND, Casie
FORDHAM	11/17/08	107-68	31-CUNNINGHAM, D	11-CUNNINGHAM, D	7-REYNOLDS, Scotti	2-REYNOLDS, Scotti FISHER, Corey	1-CUNNINGHAM, Da PENA, Antonio
NIAGARA	11/19/08	77-62	19-REYNOLDS, Scotti	7-PENA, Antonio	5-FISHER, Corey	4-REYNOLDS, Scotti	None
MONMOUTH	11/25/08	71-48	19-CUNNINGHAM, D	7-STOKES, Corey CUNNINGHAM, Dan	4-FISHER, Corey REYNOLDS, Scottie	3-REYNOLDS, Scotti	1-PENA, Antonio
vs Towson	11/28/08	64-47	14-REYNOLDS, Scotti	7-CUNNINGHAM, Da PENA, Antonio	6-REYNOLDS, Scotti	2-STOKES, Corey CUNNINGHAM, Dan FISHER, Corey	1-REYNOLDS, Scotti CUNNINGHAM, Dan PENA, Antonio
vs Rhode Island	11/29/08	78-65	19-CUNNINGHAM, D	12-REDDING, Reggie CUNNINGHAM, Dan	3-REDDING, Reggie REYNOLDS, Scottie	2-CLARK, Shane	3-CUNNINGHAM, Da