



# 2008-09 MEN'S BASKETBALL GAME NOTES

## Villanova (3-0) vs. Monmouth (0-4)

Tuesday, November 25, 2008 • 7:35 PM

Radio: ESPN 950

Philly Hoop Group Classic



### VILLANOVA PROBABLE STARTERS

Pos.	Name	Height/Class/Hometown	PPG	RPG
G	Corey Stokes	6-5 / So. / Bayonne, N.J.	12.7	3.7
F	Antonio Pena	6-8 / So. / Brooklyn, N.Y.	10.0	6.0
F	Dante Cunningham	6-8 / Sr. / Silver Spring, Md.	18.3	6.7
G	Scottie Reynolds	6-2 / Jr. / Herndon, Va.	14.3	3.0
G	Corey Fisher	6-1 / So. / Bronx, N.Y.	14.0	3.3

### OFF THE BENCH

Pos.	Name	Height/Class/Hometown	PPG	RPG
G	Reggie Redding	6-5 / Jr. / Philadelphia, Pa.	11.3	4.0
F	Shane Clark	6-7 / Sr. / Philadelphia, Pa.	5.0	1.0
C	Casiem Drummond	6-10/Jr./ East Orange, N.J.	2.0	2.5
F	Frank Tchuisi	6-8 / Sr. / Douala, Cameroon	2.0	1.7
G	Jason Colenda	6-0 / Jr. / Fairfax, Va.	0.0	0.5
F	Russell Wooten	6-4 / Jr. / Chula Vista, Calif.	0.0	1.0
F	Dwayne Anderson*	6-6 / Sr. / Silver Spring, Md.		
F/C	Maurice Sutton	6-11 / Fr. / Upper Marlboro, Md.		

\* Injured and will not play

Head Coach: Jay Wright (273-168 lifetime, 150-83 at Villanova)

### TOP STORIES

• The Wildcats extended their Pavilion winning streak to 18 games with a 77-62 victory over Niagara in their opening game in the Philly Hoop Group Classic last Wednesday night. VU last lost inside its on-campus home to DePaul on Jan. 6, 2007. This is the second longest VU winning streak in the Pavilion's history. The 'Cats won 23 straight from 1995-97 in the building that opened on Feb. 1, 1986.

• Health has been a significant storyline for Villanova in the early going. Senior swingman Dwayne Anderson has missed all three of the 'Cats games thus far and remains sidelined indefinitely with a stress fracture in his left foot. Senior Shane Clark was sidelined for the season opener after undergoing arthroscopic surgery on his right knee on Nov. 6. Sophomore Corey Stokes was held out of the starting lineup on Wednesday night due to a sprained left (non-shooting) thumb. Stokes did score eight points in 27 minutes off the bench.

• With its win over Niagara, Villanova improved to 24-7 (.774) in the month of November in the tenure of head coach Jay Wright. Wednesday's victory was also Wright's 150th as head coach at Villanova.

• The Philly Hoop Group Classic moves to the historic Palestra for action on Friday and Saturday. Villanova faces Towson in the final game of Friday's slate at 8:30 p.m. (ESPN 950 Radio).

### 2008-09 SCHEDULE AND RESULTS

Date	Opponent	Result	Score	Record	Big East
Nov. 14	ALBANY	W	78-60	1-0	0-0
Nov. 17	FORDHAM	W	107-68	2-0	0-0
Nov. 19	NIAGARA (#)	W	77-62	3-0	0-0
Nov. 25	MONMOUTH (#)		7:30 PM		
Nov. 28	vs. Towson (#)		8:30 PM		
Nov. 29	vs. Penn St./Rhode Isl. (#)		6:30 PM/8:30 PM CN8		
Dec. 2	@ Penn (B5)		8:00 PM CN8		
Dec. 4	HOUSTON BAPTIST	7:30 PM	Nova Nation All-Access		
Dec. 9	vs. Texas (%)	9:00 PM	ESPN		
Dec. 11	SAINT JOSEPH'S (B5)	8:00 PM	ESPN2		
Dec. 14	@ La Salle (B5)	7:00 PM	ESPNU		
Dec. 22	NAVY	7:30 PM	Nova Nation All-Access		
Dec. 29	TEMPLE (B5)	7:00 PM	ESPNU		
Jan. 1	@ Marquette (*)	2:30 PM	ESPN		
Jan. 6	@ Seton Hall (*)	8:00 PM	WPHL		
Jan. 10	LOUISVILLE (*) (WC)	Noon	ESPN		
Jan. 18	ST. JOHN'S (*)	Noon	WPHL		
Jan. 21	@ Connecticut (*)	7:00 PM	ESPN		
Jan. 24	@ USF (*)	Noon	WPHL		
Jan. 28	PITTSBURGH (*) (WS)	7:00 PM	ESPN		
Feb. 1	CINCINNATI (*)	Noon	WPHL		
Feb. 4	@ Providence (*)	8:00 PM	WPHL		
Feb. 7	SYRACUSE (*) (WC)	Noon	ESPN		
Feb. 10	MARQUETTE (*)	7:30 PM	ESPN2		
Feb. 13	@ West Virginia (*)	9:00 PM	ESPN		
Feb. 19	RUTGERS (*)	9:00 PM	ESPN or ESPN2		
Feb. 22	@ Syracuse (*)	1:00 PM	CBS		
Feb. 25	@ DePaul (*)	8:00 PM	WPHL		
Feb. 28	GEORGETOWN (*) (WC)	Noon	ESPN		
Mar. 2	@ Notre Dame (*)	7:00 PM	ESPN		
Mar. 5	PROVIDENCE (*)	7:00 PM	ESPN or ESPN2		
Mar. 10-14	BIG EAST Championship (^)		ESPN/ESPN2		

All times listed are Eastern time and subject to change without notice  
 Home games, unless noted, denoted in **bold** and played at The Pavilion  
 WC: denotes games played at the Wachovia Center  
 WS: denotes game played at the Wachovia Spectrum  
 B5: denotes a Philadelphia Big Five contest  
 #: denotes Philly Hoop Group Classic (11/28 and 11/29 at The Palestra)  
 %: denotes Jimmy V Classic (at Madison Square Garden)  
 ^: denotes the BIG EAST Championship (at Madison Square Garden)

### MEDIA INFORMATION

#### Interview Requests:

All interview requests should be addressed to Mike Sheridan, Director of Media Relations at (610) 519-4145.

#### Follow Villanova Basketball on the Web:

Follow the Villanova men's basketball team on the web at: [www.villanova.com](http://www.villanova.com)

#### Villanova Media Relations Information:

Phone- (610) 519-4120; Fax- (610) 519-7323  
 Email- [michael.sheridan@villanova.edu](mailto:michael.sheridan@villanova.edu)



## 2008-09 MEN'S BASKETBALL GAME NOTES

### Purple Eagles Proved Tough

If it wasn't the most comfortable night his team had enjoyed inside the Pavilion, Villanova head coach Jay Wright was nonetheless pleased at how his team responded against an experienced Niagara team on Wednesday night.

"They are a tough, scrappy team," stated Wright in the wake of the 'Cats 77-62 triumph. "That wasn't any surprise to us.

"I am happy that we gutted out a victory that wasn't pretty. It is good to have a game like this in the bank."

Although Villanova never trailed after scoring seven of the game's first nine points, the Purple Eagles never seemed too far away. Niagara close the first half on a 12-6 run and trailed 36-30 at halftime. They would narrow that gap to a basket (40-38) early in the second half and were within 53-48 with 10:06 left.

But the Wildcat guards stood tall on a night when frontcourt starters Dante Cunningham and Antonio Pena, along with key reserve Shane Clark, all fouled out.

"We wanted to go to Dante and he picked up two quick fouls and Antonio picked up two quick fouls," explained Wright. "We went with Casiem (Drummond) for a little bit and put Frank (Tchuisi) in there but Niagara was getting to the ball quicker than us. You are going to have some games like this during the season."

Scottie Reynolds, Corey Fisher and Reggie Redding picked up the scoring pace as the trio combined for 48 points.

"Villanova is a terrific team," stated Niagara coach Joe Mihalic. "They do a great job and it is a real challenge to play them."

### Reynolds Wrap

Scottie Reynolds was in a familiar role on Wednesday night as he took the scoring lead on a night when Villanova's offense wasn't running as efficiently as it had in its first two victories this season. His 19-point effort led the 'Cats against Niagara and gives him 1,085 career points on the Main Line. That puts him in 48th place on the school's all-time scoring list with John Olive (1,122) ahead of him at No. 47.

Reynolds was named a pre-season All BIG EAST selection last month. On Nov. 7, it was announced that he is one of 50 players nationally included on the Wooden Award Preseason watch list.

One of Reynolds' great offensive strengths is his ability to get to the free throw line. That trait was on display against Niagara as Reynolds stepped to the line 10 times, converting nine. That went a long ways towards off-setting a 4-of-14 shooting night from the field.

In 71 career games, Reynolds has attempted four or more free throws 51 times. In those games, Villanova is 37-14 (.725).

Last season Reynolds helped nurture young guards Corey Fisher and Corey Stokes after he benefitted from the guidance of former 'Cat guard Mike Nardi in 2006-07. Reynolds became the primary point guard for Villanova late in the season. He scored 92 points in the Wildcats five postseason games last season - an average of 18.4 ppg.

Reynolds also added four steals against Niagara, giving him 105 for his career. That moved him past current 'Cat radio analyst Whitey Rigsby into 29th place all-time at VU.

### Dante's Inferno

Over the course of his career, Dante Cunningham has been one of Villanova's most dependable defenders, rebounders and leaders. His offense, though, has typically taken a back-seat to that of such gifted scorers as Reynolds, Randy Foye, Kyle Lowry, and Curtis Sumpter.

But if Wright has his way, that is in the process of changing.

"We need Dante to be a scorer," he says. "He has been a good scorer in some games but he hasn't done it consistently because he doesn't ask for it. As a coaching staff we have to demand it too. He can really score in a lot of ways."

Foul trouble stymied Cunningham to some degree against Niagara. Yet he still managed to deliver 11 points in 23 minutes. He leads Villanova in scoring at 18.3 ppg. Nearly as impressive is the fact his 55 points have come in 82 minutes of action.

He is now 20-of-29 (.690) from the floor this season. His run of three straight double-digit scoring efforts marks only the third time he has done that in college. His best stretch was a four game double digit run in January 2007.

"I have been working a lot in the off-season on my range and understanding where shots come from and where I can be comfortable on the court," stated Cunningham.

Cunningham also leads VU in rebounding at 6.7 rpg. He now has 555 career caroms, good for 36th place on the school's all-time rebounding list. His 118 career steals ties him with Brian Lynch for No. 19 on the career chart.

### Villanova 2008-09 Roster

No.	Name	Pos.	Ht.	Wt.	Year	Hometown/High School/Previous School
0	Antonio Pena	F	6-8	235	So.	Brooklyn, N.Y./St. Thomas More
1	Scottie Reynolds	G	6-2	195	Jr.	Herndon, Va./Herndon
4	Jason Colenda	G	6-0	205	Jr.	Fairfax, Va./Bishop O'Connell
5	Casim Drummond	C	6-10	280	Jr.	East Orange, N.J./Bloomfield Tech
10	Corey Fisher	G	6-1	185	So.	Bronx, N.Y./St. Patrick's (N.J.)
15	Reggie Redding	G	6-5	205	Jr.	Philadelphia, Pa./St. Joseph's Prep
20	Shane Clark	F	6-7	205	Sr.	Philadelphia, Pa./Hargrave Military Academy
21	Maurice Sutton	F/C	6-11	215	Fr.	Upper Marlboro, Md./Largo
22	Dwayne Anderson	G/F	6-6	215	Sr.	Silver Spring, Md./St. Thomas More
23	Russell Wooten	F	6-4	210	Jr.	Chula Vista, Calif./St. Augustine
24	Corey Stokes	G	6-5	195	So.	Bayonne, N.J./St. Benedict's
31	Taylor King	F	6-6	230	R-Fr.	Huntington Beach, Calif./Santa Ana Mater Dei/Duke
33	Dante Cunningham	F	6-8	230	Sr.	Silver Spring, Md./Potomac
42	Frank Tchuisi	F	6-8	215	Sr.	Douala, Cameroon/St. Benedict's

**Head Coach:** Jay Wright (Bucknell '83)

**Associate Head Coach:** Patrick Chambers

**Assistant Coaches:** Jason Donnelly, Doug West

**Manager of Basketball Operations:** Keith Urgo

**Athletic Trainer:** Jeff Pierce



# 2008-09 MEN'S BASKETBALL GAME NOTES

## Dwayne is Derailed

Anderson, who averaged 9.7 points and 7.0 rebounds per game after he was inserted into the starting lineup on Feb. 9, 2008, learned there is a stress fracture in his left foot on Nov. 13, one day before the start of his senior campaign.

“(Dwayne) has been complaining about it getting worse and worse and then in the Northwood game he just didn’t look like himself,” stated Wright. “He came back and practiced until Thursday when we got the MRI and found out for sure. We aren’t sure how long it’s going to be but we know it’s not good right now. It’s just going to be a matter of time.”

## Reggie was Ready

One of the quieter contributors to Villanova’s early success has been junior guard Reggie Redding. The Philadelphia native was inserted into the starting lineup for the first time in 2008-09 against Niagara and responded with 14 points, four rebounds and three assists. Perhaps just as vital was his second half defense against Purple Eagles scoring whiz Tyrone Lewis.

“Lewis and Bilal (Benn) gave us trouble in the first half but I thought we did a good job with team defense in the second half,” stated Wright. “Reggie Redding did a good job on Lewis. That made the difference.”

Redding’s 14 points tied his career high (set last season against UCF) and improved his season scoring average to 11.3 ppg.

## Stokes Strokes

One of the keys to Villanova’s late charge in 2007-08 was the development of guard Corey Stokes. After a slow start, Stokes emerged as a dependable offensive weapon from the perimeter in helping the ‘Cats advance to the Sweet 16 of the NCAA Tournament.

The native of Bayonne, N.J. , who was bothered by a sprained left thumb suffered in the Nov. 17 win against Fordham, came off the bench to provide eight points in 27 minutes. Stokes is now 8-of-11 (.727) from beyond the 3-point arc in the new season and averages 12.7 ppg.

AP Top 25 (Nov. 17)	ESPN/USA Today Poll (Nov. 24)
1. North Carolina	1. North Carolina
2. Connecticut	2. Connecticut
3. Louisville	3. Louisville
4. UCLA	4. Pittsburgh
5. Michigan State	5. Duke
6. Pittsburgh	6. Michigan State
7. Texas	7. Texas
8. Notre Dame	8. Notre Dame
9. Gonzaga	9. Purdue
10. Duke	10. Gonzaga
11. Purdue	11. UCLA
12. Oklahoma	12. Tennessee
13. Memphis	13. Oklahoma
14. Tennessee	14. Arizona State
15. Arizona State	15. Marquette
15. Marquette	16. Georgetown
17. Miami (FL)	17. Memphis
18. Florida	18. Florida
19. USC	19. Wisconsin
20. Wake Forest	20. Xavier
21. Davidson	21. Miami (Fla.)
22. Georgetown	22. Villanova
23. Villanova	23. Kansas
24. Kansas	24. Wake Forest
25. Wisconsin	25. Davidson

## Series Stuff

**Monmouth at Villanova**  
**Tuesday, November 25, 2008**

**7:35 PM (The Pavilion)**

**Philly Hoop Group Classic**

**ESPN 950 Radio**

**All-Time:** Villanova leads 5-0

**Last Meeting:** Villanova 58, Monmouth 45 (Mar. 17, 2006)

**Jay Wright vs. Monmouth:** 2-0

**Notes:** These two teams met last in the first round of the 2006 NCAA Tournament at the Wachovia Center .. Dante Cunningham pulled down seven rebounds in 24 minutes of action in that contest.

**Villanova vs. Towson**

**Friday, November 28, 2008**

**8:30 PM (The Palestra)**

**Philly Hoop Group Classic**

**ESPN 950 Radio**

**All-Time:** Villanova leads 3-0

**Last Meeting:** Villanova 87, Monmouth 75 (Nov. 26, 2001)

**Jay Wright vs. Towson:** 11-1

**Notes:** The Tigers last visited the Pavilion early in Jay Wright’s first season at Villanova (2001-02) ... The Wildcats posted a 12-point win ... Prior to that Wright faced Towson 11 times during his seven year tenure as head coach at Hofstra University, with the Pride claiming 10 of the meetings ... The winner of this matchup will face the winner of Penn State vs. Rhode Island in the first of Friday night’s doubleheader.

**Villanova vs. Penn State or Rhode Island**

**Saturday, November 29, 2008**

**6:30 or 8:30 p.m. (The Palestra)**

**CN8 / ESPN 950 Radio**

**Philly Hoop Group Classic**

**All-Time vs. PSU:** Villanova leads 7-1

**All-Time vs. URI:** Villanova leads 4-2

**Last Meeting with PSU:** VU 73, PSU 61 (Dec. 12, 1999)

**Last Meeting with URI:** VU 73, PSU 61 (Dec. 12, 1999)

**Last Villanova Win:** VU 68, URI 49 (Feb. 4, 1950)

**Jay Wright vs. PSU:** 0-1

**Jay Wright vs. URI:** 0-0

**Notes:** Villanova won its first six contests with the Nittany Lions before splitting a pair in a series from 1998-99 ... PSU upended the ‘Cats 70-53 in ‘98 in State College before VU returned the favor with a win at the Wachovia Center ... The Cats’ and Rhodney Rams last met in 1950.

## Foul Line Prowess

In the early going Villanova has displayed an ability to get to the free throw line. It has already attempted 95 free throws, converting 74 (.779). Its opponents have attempted 61 free throws. In 2007-08, VU’s opponents attempted 57 more free throws than did the Wildcats.

## A Fish Called Corey

Sophomore guard Corey Fisher leads Villanova in minutes played to this point in ‘08-09 (96) and has taken advantage of his chances. His 14.0 ppg ranks third on the squad and he has already attempted 22 free throws, sinking 17 (.773).

On Wednesday, the 6-1 Fisher provided 15 points, six rebounds and five assists in the win over Niagara.



## 2008-09 MEN'S BASKETBALL GAME NOTES

### 'Cats Sign Trio of Standouts

A trio of nationally prominent seniors have inked national letters of intent to attend Villanova University in the fall of 2009, it was announced today. The group includes forward Isaiah Armwood from Montrose Christian Academy (Rockville, Md.); guard Maalik Wayns of Philadelphia's Roman Catholic High School and power forward Mouphtaou Yarou, a native of Benin in the republic of West Africa who also attends Montrose Christian Academy.

ESPN.com ranks the class as No. 2 in the nation.

"We are as excited about this class as any we have brought to Villanova," stated head coach Jay Wright. "This group offers us a unique combination of frontcourt and backcourt talent with exceptional skill and incredible character. The loyalty each of these young men has shown to our program through this process is heartwarming to all of us in the Villanova Basketball Family."

Armwood, 6-8, is a versatile forward who has been a fixture for national prep powerhouse Montrose Christian Academy. He averaged 12 points and eight rebounds as a junior before being sidelined by a left knee injury. It is expected that he will be a key performer in his final prep season for Montrose. He is listed as the No. 35 ranked prospect on ESPN's Top 100 list.

"Isaiah is an athletically gifted wing player who has played four years for coach Stu Vetter at Montrose Christian Academy," stated Wright. "He has been well-schooled in the fundamentals. We expect him to make an immediate impact at Villanova with his quickness and athleticism."

Wayns is a 6-1 guard who averaged 22.4 points, 5.1 assists and 4.8 rebounds per game as a junior at Roman Catholic High School. Last summer, he represented the United States as a member of USA Basketball's 18-and-under team that competed in Argentina. He is ranked by espn.com as the No. 22 senior in the country.

"Maalik Wayns is the leader of this class," said Wright. "He was the first one of this group to commit to us and he encouraged his friends Isaiah and Moof' (Yarou) to join him at Villanova. Maalik will be the next in the line of great Villanova guards. We're so proud to have another Roman Catholic Cahillite with us on the Villanova campus."

Rounding out the group of fall signees is Yarou, a 6-9 power forward

who in a short period of time in the United States has emerged as one of the nation's most coveted big men - the No. 27 rated senior prospect in the nation according to espn.com. He enjoyed a breakthrough summer on the AAU circuit and will play this season for Vetter at Montrose Christian Academy.

"Moof' is as skilled a power forward as any frontcourt recruit we have had at Villanova," Wright stated. "He is very intelligent, extremely hard working and will be playing for a legendary coach this season in Stu Vetter at Montrose Christian Academy. Moof' will make an immediate impact on our team with his rebounding and shot blocking ability."

### Philadelphia Big Five

The Big Five has been part of the Philadelphia basketball scene since 1955 and the City Series will again be a part of Villanova's schedule. The Wildcats, who have won or shared the city crown in each of the past four seasons, will play four games against their local rivals in December. The list includes:

Tuesday, Dec. 2: at Penn (CN8)

Thursday, Dec. 11 vs. Saint Joseph's (ESPN2)

Sunday, Dec. 14 at La Salle (ESPNU)

Monday, Dec. 29 vs. Temple (ESPNU)

### Happy at Home

Villanova will play home games at three sites in 2008-09: the Pavilion, Wachovia Center and Wachovia Spectrum.

The Wildcats have played before a sellout crowd of 6,500 at the Pavilion for 85 consecutive regular season games. The last time they failed to do so came during a snow storm in December of 2000.

Villanova is 41-4 (.911) in the building on Ithan Avenue since 2005. It is now 202-54 (.789) all-time in the Pavilion. Since the start of the 1994-95 season, VU is 140-22 (.864) in the Pavilion. The 'Cats are 70-12 (.854) in Pavilion home games under Jay Wright.

The Wildcats will host three BIG EAST games at the Wachovia Center in Philadelphia this season, beginning on Jan. 10 (Louisville). VU then returns to the Center on Feb. 7 against Syracuse and Feb. 28 when it welcomes Georgetown to the building. Villanova has averaged better than 19,000 in attendance in its Center games since 2005.

VU hosts Villanova hosts Pitt at the Spectrum Jan. 28.

### The Last Time it Happened...

	<u>By Villanova</u>	<u>By Opponent</u>
<b>Team Scored 100 points</b>	107, vs. Fordham (Nov. 17, 2008)	Providence, 100 (Feb. 11, 2004)
<b>Team Scored 90 points</b>	99, vs. Penn (Dec. 2, 2006)	Notre Dame, 90 (Jan. 26, 2008)
<b>Team Scored 80 points</b>	84, vs. Siena (Mar. 23, 2008)	Georgetown, 82 (Mar. 13, 2008)
<b>30-point win</b>	107-68, vs. Fordham (Dec. 20, 2006)	Kentucky, 93-56 (Feb. 9, 1997)
<b>20-point win</b>	78-56, vs. West Virginia (Feb. 20, 2008)	Saint Joseph's, 77-55 (Feb. 4, 2008)
<b>50 percent shooting</b>	.583, vs. Fordham (Nov. 17, 2008)	Kansas, .533 (March 28, 2008)
<b>5 players in double figures</b>	vs. Fordham (Nov. 17, 2008)	DePaul, (Jan. 3, 2008)
<b>4 players in double figures</b>	vs. Niagara (Nov. 19, 2008)	Marquette, (Feb. 25, 2008)
<b>Overtime victory</b>	60-59, vs. Boston College (Mar. 24, 2006)	Connecticut, 75-74 (Feb. 28, 2004)
<b>30 points by a player</b>	Dante Cunningham, 31, vs. Fordham (Nov. 17, 2008)	Kyle McAlarney, Notre Dame, 30 (Mar. 3, 2007)
<b>15 rebounds by a player</b>	Casiem Drummond, 17, vs. N.C. St. (Nov. 25, 2007)	DeJuan Blair, Pitt, 15 (Jan. 6, 2008)
<b>10 assists by a player</b>	Scottie Reynolds, 10, vs. Louisville (Feb. 3, 2007)	Cliff Clinksclaus, DePaul, 11 (Jan. 16, 2007)
<b>Five steals by a player</b>	Dante Cunningham, 5, vs. UConn (Feb. 23, 2008)	Weyinmi Efejuku, Providence, 5 (Mar. 8, 2008)
<b>Five blocks by a player</b>	Jason Fraser, 5, vs. Providence (Jan. 11, 2005)	Darryl Watkins, Syracuse, 5 (Mar. 3, 2007)
<b>Eight turnovers by a player</b>	Scottie Reynolds, 9, vs. Providence (Jan. 23, 2007)	Scoop Jardine, 8, Syracuse (Jan. 19, 2008)
<b>40 minutes by a player</b>	Dwayne Anderson, 40, vs. Providence (Mar. 8, 2008)	Bilal Benn, 40, Niagara (Nov. 19, 2008)
<b>50 minutes by a player</b>	Kerry Kittles, 55, vs. Old Dominion (March 17, 1995)	Vonteego Cummings, Pitt, 50 (Mar. 4, 1998)
<b>25 turnovers as a team</b>	25 vs. Rutgers (Jan. 18, 2003)	Penn, 27 (Dec. 1, 2007)



# 2008-09 MEN'S BASKETBALL GAME NOTES

## HEAD COACH JAY WRIGHT

### The Wright Numbers

**Lifetime:** 273-168 (.619)  
**Villanova (2001-present):** 150-83 (.644)  
**Hofstra (1994-2001):** 122-85 (.589)  
**Big East Regular Season:** 64-50 (.561)  
**America East Regular Season:** 76-48 (.613)  
**NCAA Record:** 7-6 (.538); six appearances  
**NIT Record:** 4-4 (.500); four appearances  
**Big East Tournament:** 7-7 (.500)

### Jay Wright vs. All Opponents

Albany	2-0	Middle Tennessee	1-0
American (PR)	1-0	Monmouth	2-0
Arizona	1-0	UMKC	0-1
Army	2-0	Navy	1-0
Belmont	2-0	New Hampshire	10-4
Binghamton	1-0	New Mexico	1-0
Boston College	4-4	New Mexico St.	0-1
Boston University	7-7	Niagara	1-0
Bucknell	5-0	North Carolina	0-1
California	0-1	North Carolina State	0-1
Chaminade	0-1	Northeastern	11-5
Cincinnati	2-1	Northern Ill.	1-0
Clemson	1-0	Northwood	1-0
Colgate	2-1	Notre Dame	4-5
Coll. of Charleston	1-1	Ohio State	0-1
Colorado	0-1	Oklahoma	2-0
Colgate	2-0	Oklahoma State	0-1
Columbia	2-0	Penn	6-3
Connecticut	4-7	Penn State	0-1
Cornell	1-0	Pittsburgh	3-6
Dartmouth	1-0	Providence	7-4
Dayton	1-1	Redlands	1-0
Delaware	8-10	Rider	2-0
Delaware State	1-0	Rutgers	7-4
DePaul	3-2	St. John's	6-6
Drexel	10-10	Saint Joseph's	4-3
Eastern Washington	1-0	Santa Clara	1-0
Fairfield	0-1	Seton Hall	6-2
Florida	1-0	Siena	1-1
Florida Atlantic	3-0	Southern Miss	0-1
Florida Int.	2-0	SW Texas St.	0-1
Fordham	5-1	Stony Brook	10-0
George Mason	1-0	Syracuse	7-4
Georgetown	5-6	Temple	6-2
Georgia Tech	1-1	Texas	1-1
Grambling	1-0	Towson	11-1
Hartford	11-4	UCLA	1-1
Hawaii-Pacific	1-0	UMBC	2-0
Iona	2-2	UNCG	1-0
Iowa	1-0	UCF	1-0
Kansas	1-2	USF	2-0
Kentucky	0-1	Vanderbilt	0-1
Lafayette	1-0	Vermont	8-8
La Salle	6-1	Villanova	0-2
Lehigh	1-1	Virginia	1-0
Longwood	1-0	VMI	1-0
Louisiana Tech	1-0	Virginia Tech	4-1
Louisville	3-2	West Virginia	3-5
Loyola Mary.	1-0	Wichita State	1-0
LSU	1-0	Xavier	0-2
Maine	10-4	Yale	0-1
Manhattan	2-3	Youngstown St.	2-0
Marquette	1-3		
Maryland	0-1		
Memphis	0-2		
Miami	3-3		
Michigan State	1-0		

### Jay Wright Year-by-Year

<u>Year</u>	<u>Institution</u>	<u>Record</u>	<u>Postseason</u>
1994-95	Hofstra University	10-18	None
1995-96	Hofstra University	9-18	None
1996-97	Hofstra University	12-15	None
1997-98	Hofstra University	19-12	None
1998-99	Hofstra University	22-10	NIT
1999-00	Hofstra University	24-7	NCAA
2000-01	Hofstra University	26-5	NCAA
2001-02	Villanova University	19-13	NIT
2002-03	Villanova University	15-16	NIT
2003-04	Villanova University	18-17	NIT
2004-05	Villanova University	24-8	NCAA
2005-06	Villanova University	28-5	NCAA
2006-07	Villanova University	22-11	NCAA
2007-08	Villanova University	22-13	NCAA
2008-09	Villanova University	3-0	
<b>Totals</b>		<b>273-168</b>	

### Biographical Information

**Date of Birth:** Dec. 24, 1961  
**Education:** Council Rock High School (1979); Bucknell University (1983)  
**Assistant Coaching Experience:** University of Rochester (1984-86); Drexel University (1986-87); Villanova University (1987-92); UNLV (1992-94)  
**Head Coaching Experience:** Hofstra (1994-2001); Villanova (2001-present)

### Wright Stuff

Six men who have served on Jay Wright's staff have moved on to either college head coaching or NBA staff positions in recent years.

- **Tom Pecora** (Hofstra): Pecora served on Wright's staff for seven years in Hempstead, N.Y., and assumed command when Wright came to Villanova in 2001.

- **Joe Jones** (Columbia): Jones worked for Wright at Hofstra and again at Villanova. He is now in his sixth season in the Ivy League.

- **Billy Lange** (Navy): Lange served three seasons on Wright's staff at Villanova and was hired in Annapolis in March, 2004.

- **Fred Hill** (Rutgers): The former VU Associate Head Coach is in his third season as the head coach of the Scarlet Knights.

- **Ed Pinckney** (Minnesota Timberwolves): Pinckney spent four seasons on Jay Wright's staff at Villanova and is now in his second season as an assistant coach with the Minnesota Timberwolves.

- **Brett Gunning** (Houston Rockets): An assistant and associate head coach to Jay Wright at both Hofstra and Villanova, Brett Gunning is in his first season as the director of player development for the Rockets.



# 2008-09 MEN'S BASKETBALL GAME NOTES

## Villanova Individual Season Highs

<b>POINTS:</b>	Cunningham	31	(vs. Fordham, Nov. 14)
	Reynolds	19	(vs. Niagara, Nov. 19)
	Fisher	17	(vs. Fordham, Nov. 14)
	Stokes	17	(vs. Fordham, Nov. 14)
<b>FIELD GOALS</b>	Cunningham	11	(vs. Fordham, Nov. 14)
	Cunningham	6	(vs. Albany, Nov. 14)
<b>FG ATTEMPTS</b>	Cunningham	17	(vs. Fordham, Nov. 14)
	Reynolds	14	(vs. Niagara, Nov. 19)
<b>FG PCT.</b>	Pena	.714 (5-7)	(vs. Albany, Nov. 14)
	Cunningham	.667 (6-9)	(vs. Albany, Nov. 14)
<b>3-PT. FG</b>	Stokes	3	(vs. Fordham, Nov. 14)
	Stokes	3	(vs. Albany, Nov. 14)
<b>3-PT. FG ATT.</b>	Reynolds	6	(vs. Albany, Nov. 14)
	Stokes	4	(vs. Albany, Niagara)
<b>3-PT. PCT</b>	Stokes	1.000 (3-3)	(vs. Fordham, Nov. 14)
	Stokes	.500 (2-4)	(vs. Niagara, Nov. 19)
<b>FREE THROWS</b>	Cunningham	9	(vs. Fordham, Nov. 14)
	Reynolds	9	(vs. Niagara, Nov. 19)
<b>FT ATTEMPTS</b>	Cunningham	12	(vs. Fordham, Nov. 14)
	Fisher	10	(vs. Niagara, Nov. 19)
	Reynolds	10	(vs. Niagara, Nov. 19)
<b>FT PCT. (Min. 3)</b>	Stokes	1.000 (6-6)	(vs. Fordham, Nov. 14)
	Fisher	1.000 (4-4)	(vs. Albany, Nov. 14)
<b>REBOUNDS</b>	Cunningham	11	(vs. Fordham, Nov. 14)
	Stokes	8	(vs. Fordham, Nov. 14)
<b>ASSISTS</b>	Reynolds	7	(vs. Fordham, Nov. 14)
	Reynolds	6	(vs. Fordham, Nov. 14)
<b>TURNOVERS</b>	Reynolds	5	(vs. Niagara, Nov. 19)
	Fisher	3	(vs. Albany, Nov. 14)
<b>BLOCKS</b>	Drummond	1	(vs. Albany, Nov. 14)
	Pena	1	(vs. Albany, Fordham)
	Cunningham	1	(vs. Fordham, Nov. 14)
<b>STEALS</b>	Fisher	4	(vs. Albany, Nov. 14)
	Reynolds	4	(vs. Niagara, Nov. 19)

## Team High & Lows

--Villanova--

<b>POINTS</b>	High	56	(vs. Fordham, Nov. 14)
	Low	36	(vs. Niagara, Nov. 19)
<b>POINTS</b> (First Half)	High	51	(vs. Fordham, Nov. 14)
	Low	38	(vs. Albany, Nov. 14)
<b>POINTS</b> (Second Half)	High	51	(vs. Fordham, Nov. 14)
	Low	38	(vs. Albany, Nov. 14)
<b>TOTAL POINTS</b>	High	107	(vs. Fordham, Nov. 14)
	Low	77	(vs. Niagara, Nov. 19)
<b>FIELD GOALS</b>	High	35	(vs. Fordham, Nov. 14)
	Low	21	(vs. Niagara, Nov. 19)
<b>FG ATTEMPTS</b>	High	60	(vs. Fordham, Nov. 14)
	Low	48	(vs. Niagara, Nov. 19)
<b>FG PCT.</b>	High	.583	(vs. Fordham, Nov. 14)
	Low	.438	(vs. Niagara, Nov. 19)
<b>3-PT. FG</b>	High	7	(vs. Fordham, Niagara)
	Low	6	(vs. Albany, Nov. 14)
<b>3-PT. ATT</b>	High	18	(vs. Niagara, Nov. 19)
	Low	14	(vs. Fordham, Nov. 14)
<b>3-PT. FG PCT.</b>	High	.500	(vs. Fordham, Nov. 14)
	Low	.389	(vs. Niagara, Nov. 19)
<b>FREE THROWS</b>	High	30	(vs. Fordham, Nov. 14)
	Low	16	(vs. Albany, Nov. 14)
<b>FT ATTEMPTS</b>	High	38	(vs. Niagara, Nov. 19)
	Low	21	(vs. Albany, Nov. 14)
<b>FT PCT.</b>	High	.833	(vs. Fordham, Nov. 14)
	Low	.737	(vs. Niagara, Nov. 19)
<b>REBOUNDS</b>	High	45	(vs. Fordham, Nov. 14)
	Low	33	(vs. Albany, Nov. 14)
<b>ASSISTS</b>	High	23	(vs. Fordham, Nov. 14)
	Low	11	(vs. Niagara, Nov. 19)
<b>TURNOVERS</b>	High	15	(vs. Niagara, Nov. 19)
	Low	9	(vs. Fordham, Nov. 14)
<b>BLOCKS</b>	High	2	(vs. Albany, Nov. 14)
	Low	0	(vs. Niagara, Nov. 19)
<b>STEALS</b>	High	10	(vs. Niagara, Nov. 19)
	Low	6	(vs. Fordham, Nov. 14)





**Dwayne Anderson (#22)**  
**6-6 • 215**  
**Senior • Guard/Forward**  
**Silver Spring, Md.**  
**St. Thomas More**

**2008-09 Highlights:** Sidelined indefinitely by a stress fracture in his left foot that was diagnosed by an MRI on Nov. 13 ... Scored six points and collected two rebounds in 26 minutes of VU's 75-37 exhibition victory over Northwood.



**Shane Clark (#20)**  
**6-7 • 205**  
**Senior • Forward**  
**Philadelphia, Pa.**  
**Hargrave Military Academy**

**2008-09 Highlights:** Underwent arthroscopic surgery on his right knee on Nov. 6 at Bryn Mawr Hospital ... Returned to the lineup in 11 days to play 16 minutes off the bench in a 107-68 victory over Fordham at the Pavilion on Nov. 17 ... Contributed eight points in that outing.

**Career Highs**

**2008-09**

Points	18, vs. Iowa (11/20/06)
Rebounds	11, vs. Providence (3/8/08)
Assists	4, vs. Providence (3/8/08)
Steals	4, six times (last on 3/28/08)
Blocks	2, twice (last on 3/28/08)
Minutes:	40, vs. Providence (3/8/08)
Field Goals	6, vs. Iowa (11/20/06)
3-PT Goals	5, vs. West Virginia (2/20/08)
Free Throws	8, vs. Providence (3/8/08)

**Career Highs**


**2008-09**

Points	25, vs. Stony Brook (11/9/07)	8 vs. Fordham (11/17/08)
Rebounds	12, three times (last on 11/18/07)	1 vs. Fordham (11/17/08)
Assists	4, vs. George Mason (11/23/07)	1 vs. Fordham (11/17/08)
Steals	3, vs. La Salle (12/29/07)	
Blocks	2, five times (last on 3/8/08)	
Minutes:	36, two times (last on 12/9/08)	16 vs. Fordham (11/17/08)
Field Goals	8, vs. Stony Brook (11/9/07)	3 vs. Fordham (11/17/08)
3-PT Goals	4, two times (last on 11/9/07)	
Free Throws	8, vs. Providence (3/8/08)	2 vs. Fordham (11/17/08)



**Jason Colenda (#4)**  
**6-0 • 205**  
**Junior • Guard**  
**Fairfax, Va.**  
**Bishop O'Connell**

**2008-09 Highlights:** Played a career-high six minutes, including his first ever time in the first half, in a 107-68 win over Fordham on Nov. 17 ... Added one rebound and one assist ... Did not score in one minute of action against Albany on Nov. 14 ... Came up with one steal in two minutes of action in the exhibition win over Northwood on Nov. 6.




**Dante Cunningham (#33)**  
**6-8 • 230**  
**Senior • Forward**  
**Silver Spring, Md.**  
**Potomac**

**2008-09 Highlights:** Established a new career high with 31 points in a 107-68 win over Fordham on Nov. 17 ... Also added 11 rebounds for his sixth career double-double ... Provided 13 points on 6-of-9 shooting from the field in a 78-60 victory over Albany on Nov. 14 ... Also added six rebounds and two steals.


	<u>Career Highs</u>	<u>2008-09</u>
Points	N/A	
Rebounds	1 twice, last vs. Fordham	1 vs. Fordham (11/17/08)
Assists	1 twice, last vs. Fordham	1 vs. Fordham (11/17/08)
Steals	N/A	
Blocks	N/A	
Minutes:	6 vs. Fordham (11/17/08)	6 vs. Fordham (11/17/08)
Field Goals	N/A	
3-PT Goals	N/A	
Free Throws	N/A	

	<u>Career Highs</u>	<u>2008-09</u>
Points	31 vs. Fordham (11/17/08)	31 vs. Fordham (11/17/08)
Rebounds	13, two times (last on 1/16/08)	11 vs. Fordham (11/17/08)
Assists	4, vs. Providence (3/8/08)	3 (vs. Albany 11/14/08)
Steals	5, two times (last on 2/23/08)	2 (vs. Albany 11/14/08)
Blocks	4, vs. La Salle (12/22/05)	1 vs. Fordham (11/17/08)
Minutes:	39, vs. Connecticut (2/23/08)	30 (vs. Albany 11/14/08)
Field Goals	11 vs. Fordham (11/17/08)	11 vs. Fordham (11/17/08)
3-PT Goals	1, vs. La Salle (12/23/06)	
Free Throws	13, vs. Seton Hall (2/9/08)	9 vs. Fordham (11/17/08)



**Casim Drummond (#5)**  
**6-10 • 280**  
**Junior • Center**  
**East Orange, N.J.**  
**Bloomfield Tech**

**2008-09 Highlights:** Sidelined by a soreness in his left foot against Fordham ... Is considered day-to-day ... Supplied four points, five rebounds and one blocked shot in 17 minutes of a 78-60 win over Albany on Nov. 14.



**Corey Fisher (#10)**  
**6-1 • 185**  
**Sophomore • Guard**  
**Bronx, N.Y.**  
**St. Patrick's (N.J.)**

**2008-09 Highlights:** Added 15 points, six rebounds and five assists in a 77-62 win over Niagara on Nov. 19 ... Dropped in 17 points and added four assists in a 107-68 win over Fordham on Nov. 17 at the Pavilion ... Added 10 points and five assists in 30 minutes of a 78-60 win over Albany on opening night (Nov. 14).

**Career Highs**


**2008-09**

Points	11, vs. Syracuse (2/2/08)	4 (vs. Albany 11/14/08)
Rebounds	17, vs. N.C. State (11/25/07)	5 (vs. Albany 11/14/08)
Assists	3, vs. N.C. State (11/25/07)	
Steals	2, two times (last on 12/1/07)	
Blocks	2, three times (last on 2/2/08)	1 (vs. Albany 11/14/08)
Minutes:	26, two times (last on 11/25/07)	17 (vs. Albany 11/14/08)
Field Goals	5, two times (last on 2/2/08)	1 (vs. Albany 11/14/08)
3-PT Goals	N/A	
Free Throws	4, vs. South Florida (3/5/08)	2 (vs. Albany 11/14/08)

**Career Highs**

**2008-09**


Points	23, vs. DePaul (1/3)/08	17 vs. Fordham (11/17/08)
Rebounds	6 vs. Niagara (11/19/08)	6 vs. Niagara (11/19/08)
Assists	8, vs. Marquette (2/25/08)	5 twice, last vs. Niagara
Steals	4, vs. Penn (12/1/08)	4 (vs. Albany 11/14/08)
Blocks		
Minutes:	37, vs. Seton Hall (2/9/08)	36 vs. Niagara (11/19/08)
Field Goals	9, vs. N.C. State (11/25/08)	4 twice, last vs. Niagara
3-PT Goals	5, vs. Syracuse (2/2/08)	2 vs. Fordham (11/17/08)
Free Throws	9, two times (last on 3/21/08)	7 vs. Fordham (11/17/08)



**Antonio Pena (#0)**  
**6-8 • 235**  
**Sophomore • Forward**  
**Brooklyn, N.Y.**  
**St. Thomas More**

**2008-09 Highlights:** Delivered 10 points, six rebounds and three assists in a 107-68 win over Fordham on Nov. 17 ... Contributed 12 points and five rebounds in Villanova's 78-60 win over Albany at the Pavilion on Nov. 14.

**Reggie Redding (#15)**  
**6-5 • 205**  
**Junior • Guard**  
**Philadelphia, Pa.**  
**St. Joseph's Prep**



**2008-09 Highlights:** Tied a career high with 14 points to go with four rebounds and stout defense against Niagara standout Tyrone Lewis in a 77-62 win over the Purple Eagles on Nov. 19 ... Scored nine points on 4-of-5 shooting from the field to go with four rebounds in a 107-68 triumph over Fordham on Nov. 17 ... Added 11 points and four rebounds in a 78-60 win over Albany on Nov. 14.

**Career Highs**

**2008-09**

Points	17, three times (last on 1/26/08)	12 (vs. Albany 11/14/08)
Rebounds	10, vs. Pittsburgh (1/30/08)	6 vs. Fordham (11/17/08)
Assists	3, six times (last vs. Fordham)	3 vs. Fordham (11/17/08)
Steals	3, vs. Pittsburgh (1/6/08)	
Blocks	2, vs. St. John's (2/16/08)	1 twice, last vs. Fordham
Minutes:	34, vs. Pittsburgh (1/30/08)	28 (vs. Albany 11/14/08)
Field Goals	8, vs. Notre Dame (1/26/08)	5 (vs. Albany 11/14/08)
3-PT Goals	1, two times (last on 12/9/08)	
Free Throws	7, vs. DePaul (1/16/08)	2 twice, last vs. Fordham

**Career Highs**

**2008-09**

Points	14 twice, last vs. Niagara	14 vs. Niagara (11/19/08)
Rebounds	7, vs. Louisiana State (12/6/07)	4 twice, last vs. Fordham
Assists	6, vs. Syracuse (2/2/08)	4 vs. Fordham (11/17/08)
Steals	4, two times (last on 1/6/08)	1 (vs. Albany 11/14/08)
Blocks	3, vs. Syracuse (1/19/08)	
Minutes:	38, vs. Bucknell (11/18/07)	34 vs. Niagara (11/19/08)
Field Goals	5, three times, last vs. Niagara	5 vs. Niagara (11/19/08)
3-PT Goals	2, four times, last vs. Niagara	2 vs. Niagara (11/19/08)
Free Throws	5, vs. DePaul (1/3/08)	2 twice, last vs. Niagara



**Scottie Reynolds (#1)**  
**6-2 • 195**  
**Junior • Guard**  
**Herndon, Va.**  
**Herndon**

**2008-09 Highlights:** Named a pre-season All-BIG EAST choice ... Also listed on the pre-season Wooden Award list, which includes 50 of the nation's top players ... Led the 'Cats with 19 points in a 77-62 win over Niagara on Nov. 19 ... Delivered all 13 of his points in the second half against Albany on Nov. 14 in the season opener.

	<u>Career Highs</u>	<u>2008-09</u>
Points	40, vs. Connecticut (2/28/07)	19 vs. Niagara (11/19/08)
Rebounds	8, two times (last on 3/23/08)	4 vs. Niagara (11/19/08)
Assists	10, vs. Louisville (2/3/07)	6 (vs. Albany 11/14/08)
Steals	4, six times, last vs. Niagara	4 vs. Niagara (11/19/08)
Blocks	1, five times (last on 1/23/08)	
Minutes:	40, three times (last on 3/8/07)	36 vs. Niagara (11/19/08)
Field Goals	12, vs. Connecticut (2/28/07)	4 twice, last vs. Niagara
3-PT Goals	7, vs. DePaul (1/6/07)	2 (vs. Albany 11/14/08)
Free Throws	13, vs. DePaul (3/7/07)	9 vs. Niagara (11/19/08)



**Corey Stokes (#24)**  
**6-5 • 195**  
**Sophomore • Guard**  
**Bayonne, N.J.**  
**St. Benedict's**

**2008-09 Highlights:** Was hampered by a sprained left thumb injury sustained on Nov. 17 in the 77-62 win over Niagara ... Still contributed eight points in 27 minutes ... Was 3-of-3 from beyond the arc en route to 17 points in a 107-68 win over Fordham on Nov. 17 ... Also collected a career-high eight rebounds ... Chipped in with 13 points, including 3-of-4 from beyond the 3-point arc, in a 78-60 victory over Albany on Nov. 14 at the Pavilion.

	<u>Career Highs</u>	<u>2008-09</u>
Points	20, vs. Siena (3/23/08)	17 vs. Fordham (11/17/08)
Rebounds	6 vs. Fordham (11/17/08)	6 vs. Fordham (11/17/08)
Assists	3, vs. Syracuse (3/12/08)	2 vs. Fordham (11/17/08)
Steals	2, two times (last on 3/12)	1 twice, last vs. Niagara
Blocks	1, three times (last on 2/23)	
Minutes:	34, vs. Siena (3/23)	31 vs. Fordham (11/17/08)
Field Goals	8, vs. Siena (3/23)	4 twice, last vs. Fordham
3-PT Goals	4, two times (last on 3/12)	3 twice, last vs. Fordham
Free Throws	6 vs. Fordham (11/17/08)	6 vs. Fordham (11/17/08)



**Frank Tchuisi (#42)**  
**6-8 • 215**  
**Junior • Forward**  
**Douala, Cameroon**  
**St. Benedict's**

**2008-09 Highlights:** Played five minutes and corraled one rebound in a 77-62 victory over Niagara on Nov. 19 ... Posted new career highs in points (4) and minutes (14) in a 107-68 win over Fordham on Nov. 17 ... Came off the bench to play a career-high 11 minutes in the Nov. 14 season opening victory over Albany ... Added two points and three rebounds.



**Russell Wooten (#23)**  
**6-4 • 210**  
**Junior • Forward**  
**Chula Vista, Calif.**  
**St. Augustine**

**2008-09 Highlights:** Saw five minutes of action with one rebound in a 107-68 win over Fordham on Nov. 17 ... Appeared as a Wildcat for the first time and picked up his first career rebound in a 78-60 win over Albany.

**Career Highs**

**2008-09**

Points	4 vs. Fordham (11/17/08)	4 vs. Fordham (11/17/08)
Rebounds	3 (vs. Albany 11/14/08)	3 (vs. Albany 11/14/08)
Assists	1, vs. La Salle (12/22/05)	
Steals	1, vs. La Salle (12/22/05)	
Blocks	2, vs. Penn (12/2/06)	
Minutes:	14 vs. Fordham (11/17/08)	14 vs. Fordham (11/17/08)
Field Goals	2 vs. Fordham (11/17/08)	2 vs. Fordham (11/17/08)
3-PT Goals		
Free Throws	2, vs. Penn (12/2/06)	

**2008-09/Career Highs**

Points	
Rebounds	1 twice, last vs. Fordham (11/17/08)
Assists	
Steals	
Blocks	
Minutes:	5 vs. Fordham (11/17/08)
Field Goals	
3-PT Goals	
Free Throws	




**Taylor King (#31)**

**6-6 • 230**

**Redshirt Freshman • Forward  
Huntington Beach, Calif.  
Santa Ana Mater Dei**

**2008-09 Highlights:** Will sit out the season as a redshirt after transferring from Duke.



**Maurice Sutton (#21)**

**6-11 • 215**

**Freshman • Forward/Center  
Upper Marlboro, Md.  
Largo**

**2008-09 Highlights:**

**Career Highs (Duke)**

Points 27, vs. E. Kentucky (11/25/07)  
Rebounds 6, twice (last on 2/23/08)  
Assists 3, vs. N.C. Central (11/9/07)  
Steals 3, vs. E. Kentucky (11/25/07)  
Blocks 2, three times (last on 1/16/08)  
Minutes: 21, vs. E. Kentucky (11.25/07)  
Field Goals 9, vs. E. Kentucky (11/25/07)  
3-PT Goals 6, vs. E. Kentucky (11/25/07)  
Free Throws 4, vs. Temple (1/9/08)

**2008-09/Career Highs**

Points  
Rebounds  
Assists  
Steals  
Blocks  
Minutes:  
Field Goals  
3-PT Goals  
Free Throws



# 2008-09 MEN'S BASKETBALL GAME NOTES

## Villanova 78, Albany 60

November 14, 2008 ~ The Pavilion ~ Villanova, Pa.

VISITORS: Albany 0-1

##	Player Name	TOT-FG			3-PT			REBOUNDS				TP	A	TO	BLK	S	MIN
		FG	FGA	FT	FTA	OF	DE	TOT	PF								
03	HARRIS, Will.....	f	5-12	2-6	1-1	1	2	3	2	13	5	3	0	1	34		
33	CONNELLY, Brian.....	f	2-4	0-0	0-0	1	1	2	4	4	1	2	0	2	26		
54	GIFFORD, Brett.....	c	2-2	0-0	0-0	3	4	7	3	4	0	2	1	0	24		
11	RAPPA, Anthony.....	g	5-9	2-3	1-2	2	3	5	1	13	0	4	0	1	24		
23	AMBROSE, Tim.....	g	4-9	0-3	0-3	2	3	5	2	8	2	4	0	1	20		
01	ALLEN, Billy.....	g	1-1	1-1	0-0	0	0	0	1	3	0	0	0	1	4		
05	HASTINGS, Jerrel.....	g	0-0	0-0	4-6	1	0	1	1	4	0	0	0	0	13		
12	McRAE, Scotty.....	g	2-4	1-2	1-1	0	2	2	0	6	0	2	2	1	9		
21	JOHNSON, Mike.....	g	0-5	0-2	1-3	0	1	1	3	1	3	2	0	1	22		
32	BARRAZA, Louis.....	g	1-5	1-3	0-0	0	0	0	2	3	1	0	0	0	11		
42	COVINGTON, Jimmie.....	g	0-0	0-0	1-2	0	0	0	1	1	0	1	0	0	13		
TEAM.....																	
Totals.....			22-51	7-20	9-18	12	18	30	20	60	12	20	3	8	200		

TOTAL FG% 1st Half:	8-24 33.3%	2nd Half:	14-27 51.9%	Game:	43.1%	DEADB
3-Pt. FG% 1st Half:	3-11 27.3%	2nd Half:	4-9 44.4%	Game:	35.0%	REBS
F Throw % 1st Half:	5-7 71.4%	2nd Half:	4-11 36.4%	Game:	50.0%	1

HOME TEAM: Villanova 1-0

##	Player Name	TOT-FG			3-PT			REBOUNDS				TP	A	TO	BLK	S	MIN
		FG	FGA	FT	FTA	OF	DE	TOT	PF								
00	PENA, Antonio.....	f	5-7	0-0	2-4	2	3	5	0	12	2	2	1	0	28		
33	CUNNINGHAM, Dante.....	f	6-9	0-0	1-3	3	3	6	2	13	3	2	0	1	30		
01	REYNOLDS, Scottie.....	g	4-11	2-6	3-3	0	1	1	3	13	6	1	0	2	30		
10	FISHER, Corey.....	g	3-6	0-2	4-4	0	2	2	3	10	5	3	0	4	30		
24	STOKES, Corey.....	g	4-6	3-4	2-2	0	0	0	3	13	0	1	0	0	26		
04	COLENDIA, Jason.....	g	0-0	0-0	0-0	0	0	0	0	0	0	1	0	0	1		
05	DRUMMOND, Casiem.....	g	1-1	0-0	2-2	1	4	5	4	4	0	1	1	0	17		
15	REDDING, Reggie.....	g	4-7	1-3	2-2	0	4	4	1	11	2	1	0	1	26		
23	WOOTEN, Russell.....	g	0-0	0-0	0-0	1	0	1	1	0	0	0	0	0	1		
42	TCHUISI, Frank.....	g	1-4	0-0	0-1	0	3	3	2	2	0	2	0	0	11		
TEAM.....																	
Totals.....			28-51	6-15	16-21	8	25	33	19	78	18	14	2	8	200		

TOTAL FG% 1st Half:	17-29 58.6%	2nd Half:	11-22 50.0%	Game:	54.9%	DEADB
3-Pt. FG% 1st Half:	2-6 33.3%	2nd Half:	4-9 44.4%	Game:	35.0%	REBS
F Throw % 1st Half:	4-7 57.1%	2nd Half:	12-14 85.7%	Game:	76.2%	2

Officials: Reggie Greenwood, Tim Clougherty, John Gaffney

Technical fouls: Albany-None. Villanova-None.

Attendance: 6500

Score by Periods	1st	2nd	Total
Albany.....	24	36	- 60
Villanova.....	40	38	- 78

## Villanova 107, Fordham 68

November 17, 2008 ~ The Pavilion ~ Villanova, Pa.

VISITORS: Fordham 0-2

##	Player Name	TOT-FG			3-PT			REBOUNDS				TP	A	TO	BLK	S	MIN
		FG	FGA	FT	FTA	OF	DE	TOT	PF								
50	BETHEL, Chris.....	f	4-13	0-3	1-2	4	7	11	5	9	0	0	1	0	27		
01	FONTAN, Jio.....	g	5-10	1-3	2-3	3	0	3	4	13	5	4	0	0	29		
03	BLUE, Trey.....	g	3-5	2-3	3-3	0	0	0	5	11	1	2	0	0	18		
04	TANNER, Herb.....	g	2-6	1-2	2-2	1	2	3	3	7	2	1	0	1	33		
24	BUTLER, Brenton.....	g	6-19	3-11	2-2	2	2	4	2	17	4	2	0	0	35		
14	HAGE, Ryan.....	g	0-0	0-0	0-0	0	0	0	0	0	0	0	0	0	1		
15	THOMAS, Lamar.....	g	0-0	0-0	0-0	0	0	0	0	0	0	0	0	0	2		
20	BECK, Matt.....	g	0-0	0-0	0-0	0	0	0	0	0	0	0	0	0	1		
21	ESTWICK, Alberto.....	g	2-5	1-2	2-2	1	0	1	0	7	0	2	0	0	22		
23	MOORE, Mike.....	g	1-6	0-2	0-0	0	0	0	3	2	0	0	0	0	8		
25	WING, Zach.....	g	0-0	0-0	0-2	0	2	2	2	0	0	0	0	0	17		
44	DEVINE, Luke.....	g	0-1	0-0	2-2	0	1	1	1	2	0	0	1	0	7		
TEAM.....																	
Totals.....			23-65	8-26	14-18	12	16	28	25	68	12	11	2	1	200		

TOTAL FG% 1st Half:	12-36 33.3%	2nd Half:	11-29 37.9%	Game:	35.4%	DEADB
3-Pt. FG% 1st Half:	5-19 26.3%	2nd Half:	3-7 42.9%	Game:	30.8%	REBS
F Throw % 1st Half:	9-12 75.0%	2nd Half:	5-6 83.3%	Game:	77.8%	1

HOME TEAM: Villanova 2-0

##	Player Name	TOT-FG			3-PT			REBOUNDS				TP	A	TO	BLK	S	MIN
		FG	FGA	FT	FTA	OF	DE	TOT	PF								
00	PENA, Antonio.....	f	4-5	0-0	2-2	3	3	6	3	10	3	2	1	0	24		
33	CUNNINGHAM, Dante.....	f	11-17	0-0	9-12	6	5	11	2	31	1	1	1	1	29		
01	REYNOLDS, Scottie.....	g	3-9	1-4	4-4	1	3	4	3	11	7	1	0	2	22		
10	FISHER, Corey.....	g	4-10	2-4	7-8	0	2	2	3	17	4	1	0	2	30		
24	STOKES, Corey.....	g	4-6	3-3	6-6	1	7	8	2	17	2	1	0	1	31		
04	COLENDIA, Jason.....	g	0-0	0-0	0-0	0	1	1	0	0	1	0	0	0	6		
15	REDDING, Reggie.....	g	4-5	1-2	0-0	0	4	4	4	9	4	1	0	0	23		
20	CLARK, Shane.....	g	3-5	0-1	2-2	0	1	1	3	8	1	1	0	0	16		
23	WOOTEN, Russell.....	g	0-0	0-0	0-0	1	0	1	0	0	0	0	0	0	5		
42	TCHUISI, Frank.....	g	2-3	0-0	0-2	0	1	1	2	4	0	0	0	0	14		
TEAM.....																	
Totals.....			35-60	7-14	30-36	12	33	45	23	107	23	9	2	6	200		

TOTAL FG% 1st Half:	18-32 56.3%	2nd Half:	17-28 60.7%	Game:	58.3%	DEADB
3-Pt. FG% 1st Half:	4-8 50.0%	2nd Half:	3-6 50.0%	Game:	50.0%	REBS
F Throw % 1st Half:	16-19 84.2%	2nd Half:	14-17 82.4%	Game:	83.3%	3

Officials: Pat Driscoll, Jeff Clark, James Breeding

Technical fouls: Fordham-FONTAN, Jio. Villanova-REDDING, Reggie.

Attendance: 6500

Score by Periods	1st	2nd	Total
Fordham.....	38	30	- 68
Villanova.....	56	51	- 107

CUNNINGHAM --> CAREER HIGH POINTS

## Villanova 77, Niagara 62

November 19, 2008 ~ The Pavilion ~ Villanova, Pa.

Philly Hoop Group Classic

VISITORS: Niagara 1-1

##	Player Name	TOT-FG			3-PT			REBOUNDS				TP	A	TO	BLK	S	MIN
		FG	FGA	FT	FTA	OF	DE	TOT	PF								
22	Benn, Bilal.....	f	3-10	0-3	5-8	2	6	8	4	11	3	3	0	2	40		
25	Egemonye, Benson.....	c	1-7	0-0	4-5	4	4	8	5	6	0	3	0	0	22		
01	Garrison, Rob.....	g	6-11	2-6	1-2	0	4	4	3	15	2	3	0	2	31		
02	Lewis, Tyrone.....	g	5-11	4-9	2-2	0	1	1	2	16	1	1	0	4	37		
31	Nelson, Anthony.....	g	2-8	0-2	2-4	1	1	2	5	6	2	4	0	3	35		
05	Cooley, Austin.....	g	0-1	0-1	0-0	0	0	0	0	0	0	1	0	0	3		
30	Williamson, Demetrius.....	g	0-1	0-0	0-0	1	0	1	0	0	0	1	0	0	8		
32	Gordon, Kamau.....	g	1-1	0-0	2-3	0	2	2	5	4	2	2	0	0	12		
35	Edwards, Kashief.....	g	2-2	0-0	0-1	0	1	1	2	4	0	1	1	0	12		
TEAM.....																	
Totals.....			20-52	6-21	16-25	11	21	32	27	62	10	19	1	11	200		

TOTAL FG% 1st Half:	11-28 39.3%	2nd Half:	9-24 37.5%	Game:	38.5%	DEADB
3-Pt. FG% 1st Half:	3-10 30.0%	2nd Half:	3-11 27.3%	Game:	28.6%	REBS
F Throw % 1st Half:	5-6 83.3%	2nd Half:	11-19 57.9%	Game:	64.0%	6

HOME TEAM: Villanova 3-0

##	Player Name	TOT-FG			3-PT			REBOUNDS				TP	A	TO	BLK	S	MIN
		FG	FGA	FT	FTA	OF	DE	TOT	PF								
00	PENA, Antonio.....	f	2-2	0-0	4-6	2	5	7	5	8	0	2	0	1	21		
33	CUNNINGHAM, Dante.....	f	3-3	0-0	5-6	2	1	3	5	11	1	2	0	1	23		
01	REYNOLDS, Scottie.....	g	4-14	2-5	9-10	0	4	4	1	19	2	5	0	4	36		
10	FISHER, Corey.....	g	4-12	1-5	6-10	0	6	6	2	15	5	2	0	3	36		
15	REDDING, Reggie.....	g	5-10	2-4	2-2	1	3	4	1	14	3	2	0	0	34		
04	COLENDIA, Jason.....	g	0-0	0-0	0-0	0	0	0	0	0	0	0	0	0	1		
05	DRUMMOND, Casiem.....	g	0-0	0-0	0-0	0	0	0	1	0	0	0	0	0	2		
20	CLARK, Shane.....	g	1-2	0-0	0-0	1	0	1	5	2	0	1	0	0	14		
23	WOOTEN, Russell.....	g	0-0	0-0	0-0	0	0	0	0	0	0	0	0	0	1		
24	STOKES, Corey.....	g	2-4	2-4	2-4	0	3	3	2	8	0	0	0	1	27		
42	TCHUISI, Frank.....	g	0-1	0-0	0-0	0											



INDIVIDUAL GAME-BY-GAME STATISTICS

#0 Antonio Pena

Opponent	Date	GS	Min	FG-FGA	PCT	3FG-FGA	PCT	FT-FTA	PCT	OFF	DEF	TOT	AVG	PF	FO	A	TO	BLK	STLS	PTS	AVG	
Albany	11/14	*	28	5-7	.714	0-0	---	2-4	.500	2	3	5	5.0	0	0	2	2	1	0	12	12.0	
Fordham	11/17	*	24	4-5	.800	0-0	---	2-2	1.000	3	6	6	5.5	3	0	3	2	1	0	10	11.0	
Niagara	11/19	*	21	2-2	1.000	0-0	---	4-6	.667	2	5	7	6.0	5	1	0	2	0	1	8	10.0	
<b>TOTALS</b>			<b>3</b>	<b>73</b>	<b>11-14</b>	<b>.786</b>	<b>0-0</b>	<b>---</b>	<b>8-12</b>	<b>.667</b>	<b>7</b>	<b>11</b>	<b>18</b>	<b>6.0</b>	<b>8</b>	<b>1</b>	<b>5</b>	<b>6</b>	<b>2</b>	<b>1</b>	<b>30</b>	<b>10.0</b>

Games Played: 3  
Minutes/Game: 24.3  
Points/Game: 10.0  
FG Pct: 78.6  
3FG Pct: ---  
FT Pct: 66.7

Rebounds/Game: 6.0  
Assists/Game: 1.7  
Turnovers/Game: 2.0  
Assist/Turnover Ratio: 0.83  
Blocks/Game: 0.7  
Steals/Game: 0.3

#1 Scottie Reynolds

Opponent	Date	GS	Min	FG-FGA	PCT	3FG-FGA	PCT	FT-FTA	PCT	OFF	DEF	TOT	AVG	PF	FO	A	TO	BLK	STLS	PTS	AVG	
Albany	11/14	*	30	4-11	.364	2-6	.333	3-3	1.000	0	1	1	1.0	3	0	6	1	0	2	13	13.0	
Fordham	11/17	*	22	3-9	.333	1-4	.250	4-4	1.000	1	3	4	2.5	3	0	7	1	0	2	11	12.0	
Niagara	11/19	*	36	4-14	.286	2-5	.400	9-10	.900	0	4	4	3.0	1	0	2	5	0	4	19	14.3	
<b>TOTALS</b>			<b>3</b>	<b>88</b>	<b>11-34</b>	<b>.324</b>	<b>5-15</b>	<b>.333</b>	<b>16-17</b>	<b>.941</b>	<b>1</b>	<b>8</b>	<b>9</b>	<b>3.0</b>	<b>7</b>	<b>0</b>	<b>15</b>	<b>7</b>	<b>0</b>	<b>8</b>	<b>43</b>	<b>14.3</b>

Games Played: 3  
Minutes/Game: 29.3  
Points/Game: 14.3  
FG Pct: 32.4  
3FG Pct: 33.3  
FT Pct: 94.1

Rebounds/Game: 3.0  
Assists/Game: 5.0  
Turnovers/Game: 2.3  
Assist/Turnover Ratio: 2.14  
Blocks/Game: 0.0  
Steals/Game: 2.7

#4 Jason Colenda

Opponent	Date	GS	Min	FG-FGA	PCT	3FG-FGA	PCT	FT-FTA	PCT	OFF	DEF	TOT	AVG	PF	FO	A	TO	BLK	STLS	PTS	AVG
Albany	11/14		1	0-0	---	0-0	---	0-0	---	0	0	0	0.0	0	0	0	1	0	0	0	0.0
Fordham	11/17		6	0-0	---	0-0	---	0-0	---	0	1	1	0.5	0	0	1	0	0	0	0	0.0
Niagara	11/19		1	0-0	---	0-0	---	0-0	---	0	0	0	0.3	0	0	0	0	0	0	0	0.0
<b>TOTALS</b>			<b>0</b>	<b>8</b>	<b>0-0</b>	<b>---</b>	<b>0-0</b>	<b>---</b>	<b>0-0</b>	<b>---</b>	<b>0</b>	<b>1</b>	<b>1</b>	<b>0.3</b>	<b>0</b>	<b>0</b>	<b>1</b>	<b>1</b>	<b>0</b>	<b>0</b>	<b>0.0</b>

Games Played: 3  
Minutes/Game: 2.7  
Points/Game: 0.0  
FG Pct: ---  
3FG Pct: ---  
FT Pct: ---

Rebounds/Game: 0.3  
Assists/Game: 0.3  
Turnovers/Game: 0.3  
Assist/Turnover Ratio: 1.00  
Blocks/Game: 0.0  
Steals/Game: 0.0

#5 Casiem Drummond

Opponent	Date	GS	Min	FG-FGA	PCT	3FG-FGA	PCT	FT-FTA	PCT	OFF	DEF	TOT	AVG	PF	FO	A	TO	BLK	STLS	PTS	AVG	
Albany	11/14		17	1-1	1.000	0-0	---	2-2	1.000	1	4	5	5.0	4	0	0	1	1	0	4	4.0	
Niagara	11/19		2	0-0	---	0-0	---	0-0	---	0	0	0	2.5	1	0	0	0	0	0	0	2.0	
<b>TOTALS</b>			<b>0</b>	<b>19</b>	<b>1-1</b>	<b>1.000</b>	<b>0-0</b>	<b>---</b>	<b>2-2</b>	<b>1.000</b>	<b>1</b>	<b>4</b>	<b>5</b>	<b>2.5</b>	<b>5</b>	<b>0</b>	<b>0</b>	<b>1</b>	<b>1</b>	<b>0</b>	<b>4</b>	<b>2.0</b>

Games Played: 2  
Minutes/Game: 9.5  
Points/Game: 2.0  
FG Pct: 100.0  
3FG Pct: ---  
FT Pct: 100.0

Rebounds/Game: 2.5  
Assists/Game: 0.0  
Turnovers/Game: 0.5  
Assist/Turnover Ratio: 0.00  
Blocks/Game: 0.5  
Steals/Game: 0.0

#10 Corey Fisher

Opponent	Date	GS	Min	FG-FGA	PCT	3FG-FGA	PCT	FT-FTA	PCT	OFF	DEF	TOT	AVG	PF	FO	A	TO	BLK	STLS	PTS	AVG	
Albany	11/14	*	30	3-6	.500	0-2	.000	4-4	1.000	0	2	2	2.0	3	0	5	3	0	4	10	10.0	
Fordham	11/17	*	30	4-10	.400	2-4	.500	7-8	.875	0	2	2	2.0	3	0	4	1	0	2	17	13.5	
Niagara	11/19	*	36	4-12	.333	1-5	.200	6-10	.600	0	6	6	3.3	2	0	5	2	0	3	15	14.0	
<b>TOTALS</b>			<b>3</b>	<b>96</b>	<b>11-28</b>	<b>.393</b>	<b>3-11</b>	<b>.273</b>	<b>17-22</b>	<b>.773</b>	<b>0</b>	<b>10</b>	<b>10</b>	<b>3.3</b>	<b>8</b>	<b>0</b>	<b>14</b>	<b>6</b>	<b>0</b>	<b>9</b>	<b>42</b>	<b>14.0</b>

Games Played: 3  
Minutes/Game: 32.0  
Points/Game: 14.0  
FG Pct: 39.3  
3FG Pct: 27.3  
FT Pct: 77.3

Rebounds/Game: 3.3  
Assists/Game: 4.7  
Turnovers/Game: 2.0  
Assist/Turnover Ratio: 2.33  
Blocks/Game: 0.0  
Steals/Game: 3.0



INDIVIDUAL GAME-BY-GAME STATISTICS

#15 Reggie Redding

Opponent	Date	GS	Min	FG-FGA	PCT	3FG-FGA	PCT	FT-FTA	PCT	OFF	DEF	TOT	AVG	PF	FO	A	TO	BLK	STLS	PTS	AVG
Albany	11/14		26	4-7	.571	1-3	.333	2-2	1.000	0	4	4	4.0	1	0	2	1	0	1	11	11.0
Fordham	11/17		23	4-5	.800	1-2	.500	0-0	---	0	4	4	4.0	4	0	4	1	0	0	9	10.0
Niagara	11/19	1	34	5-10	.500	2-4	.500	2-2	1.000	1	3	4	4.0	1	0	3	2	0	0	14	11.3
<b>TOTALS</b>		<b>1</b>	<b>83</b>	<b>13-22</b>	<b>.591</b>	<b>4-9</b>	<b>.444</b>	<b>4-4</b>	<b>1.000</b>	<b>1</b>	<b>11</b>	<b>12</b>	<b>4.0</b>	<b>6</b>	<b>0</b>	<b>9</b>	<b>4</b>	<b>0</b>	<b>1</b>	<b>34</b>	<b>11.3</b>

Games Played: 3  
Minutes/Game: 27.7  
Points/Game: 11.3  
FG Pct: 59.1  
3FG Pct: 44.4  
FT Pct: 100.0

Rebounds/Game: 4.0  
Assists/Game: 3.0  
Turnovers/Game: 1.3  
Assist/Turnover Ratio: 2.25  
Blocks/Game: 0.0  
Steals/Game: 0.3

#20 Shane Clark

Opponent	Date	GS	Min	FG-FGA	PCT	3FG-FGA	PCT	FT-FTA	PCT	OFF	DEF	TOT	AVG	PF	FO	A	TO	BLK	STLS	PTS	AVG
Fordham	11/17		16	3-5	.600	0-1	.000	2-2	1.000	0	1	1	1.0	3	0	1	1	0	0	8	8.0
Niagara	11/19		14	1-2	.500	0-0	---	0-0	---	1	0	1	1.0	5	1	0	1	0	0	2	5.0
<b>TOTALS</b>		<b>0</b>	<b>30</b>	<b>4-7</b>	<b>.571</b>	<b>0-1</b>	<b>.000</b>	<b>2-2</b>	<b>1.000</b>	<b>1</b>	<b>1</b>	<b>2</b>	<b>1.0</b>	<b>8</b>	<b>1</b>	<b>1</b>	<b>2</b>	<b>0</b>	<b>0</b>	<b>10</b>	<b>5.0</b>

Games Played: 2  
Minutes/Game: 15.0  
Points/Game: 5.0  
FG Pct: 57.1  
3FG Pct: 0.0  
FT Pct: 100.0

Rebounds/Game: 1.0  
Assists/Game: 0.5  
Turnovers/Game: 1.0  
Assist/Turnover Ratio: 0.50  
Blocks/Game: 0.0  
Steals/Game: 0.0

#23 Russell Wooten

Opponent	Date	GS	Min	FG-FGA	PCT	3FG-FGA	PCT	FT-FTA	PCT	OFF	DEF	TOT	AVG	PF	FO	A	TO	BLK	STLS	PTS	AVG
Albany	11/14		1	0-0	---	0-0	---	0-0	---	1	0	1	1.0	1	0	0	0	0	0	0	0.0
Fordham	11/17		5	0-0	---	0-0	---	0-0	---	1	0	1	1.0	1	0	0	0	0	0	0	0.0
<b>TOTALS</b>		<b>0</b>	<b>6</b>	<b>0-0</b>	<b>---</b>	<b>0-0</b>	<b>---</b>	<b>0-0</b>	<b>---</b>	<b>2</b>	<b>0</b>	<b>2</b>	<b>1.0</b>	<b>2</b>	<b>0</b>	<b>0</b>	<b>0</b>	<b>0</b>	<b>0</b>	<b>0</b>	<b>0.0</b>

Games Played: 2  
Minutes/Game: 3.0  
Points/Game: 0.0  
FG Pct: ---  
3FG Pct: ---  
FT Pct: ---

Rebounds/Game: 1.0  
Assists/Game: 0.0  
Turnovers/Game: 0.0  
Assist/Turnover Ratio: ---  
Blocks/Game: 0.0  
Steals/Game: 0.0

#24 Corey Stokes

Opponent	Date	GS	Min	FG-FGA	PCT	3FG-FGA	PCT	FT-FTA	PCT	OFF	DEF	TOT	AVG	PF	FO	A	TO	BLK	STLS	PTS	AVG
Albany	11/14	*	26	4-6	.667	3-4	.750	2-2	1.000	0	0	0	0.0	3	0	0	1	0	0	13	13.0
Fordham	11/17	*	31	4-6	.667	3-3	1.000	6-6	1.000	1	7	8	4.0	2	0	2	1	0	1	17	15.0
Niagara	11/19		27	2-4	.500	2-4	.500	2-4	.500	0	3	3	3.7	2	0	0	0	0	1	8	12.7
<b>TOTALS</b>			<b>84</b>	<b>10-16</b>	<b>.625</b>	<b>8-11</b>	<b>.727</b>	<b>10-12</b>	<b>.833</b>	<b>1</b>	<b>10</b>	<b>11</b>	<b>3.7</b>	<b>7</b>	<b>0</b>	<b>2</b>	<b>2</b>	<b>0</b>	<b>2</b>	<b>38</b>	<b>12.7</b>

Games Played: 3  
Minutes/Game: 28.0  
Points/Game: 12.7  
FG Pct: 62.5  
3FG Pct: 72.7  
FT Pct: 83.3

Rebounds/Game: 3.7  
Assists/Game: 1.0  
Turnovers/Game: 1.0  
Assist/Turnover Ratio: 1.00  
Blocks/Game: 0.0  
Steals/Game: 0.7

#33 Dante Cunningham

Opponent	Date	GS	Min	FG-FGA	PCT	3FG-FGA	PCT	FT-FTA	PCT	OFF	DEF	TOT	AVG	PF	FO	A	TO	BLK	STLS	PTS	AVG
Albany	11/14	*	30	6-9	.667	0-0	---	1-3	.333	3	3	6	6.0	2	0	3	2	0	1	13	13.0
Fordham	11/17	*	29	11-17	.647	0-0	---	9-12	.750	6	5	11	8.5	2	0	1	1	1	1	31	22.0
Niagara	11/19	*	23	3-3	1.000	0-0	---	5-6	.833	2	1	3	6.7	5	1	1	2	0	1	11	18.3
<b>TOTALS</b>		<b>3</b>	<b>82</b>	<b>20-29</b>	<b>.690</b>	<b>0-0</b>	<b>---</b>	<b>15-21</b>	<b>.714</b>	<b>11</b>	<b>9</b>	<b>20</b>	<b>6.7</b>	<b>9</b>	<b>1</b>	<b>5</b>	<b>5</b>	<b>1</b>	<b>3</b>	<b>55</b>	<b>18.3</b>

Games Played: 3  
Minutes/Game: 27.3  
Points/Game: 18.3  
FG Pct: 69.0  
3FG Pct: ---  
FT Pct: 71.4

Rebounds/Game: 6.7  
Assists/Game: 1.7  
Turnovers/Game: 1.7  
Assist/Turnover Ratio: 1.00  
Blocks/Game: 0.3  
Steals/Game: 1.0



INDIVIDUAL GAME-BY-GAME STATISTICS

#42 Frank Tchuisi

Opponent	Date	GS	Min	FG-FGA	PCT	3FG-FGA	PCT	FT-FTA	PCT	OFF	DEF	TOT	AVG	PF	FO	A	TO	BLK	STLS	PTS	AVG
Albany	11/14	11	1-4	.250	0-0	---	0-1	.000	0	3	3	3.0	2	0	0	2	0	0	2	2	2.0
Fordham	11/17	14	2-3	.667	0-0	---	0-2	.000	0	1	1	2.0	2	0	0	0	0	0	4	3.0	
Niagara	11/19	5	0-1	.000	0-0	---	0-0	---	0	1	1	1.7	1	0	0	1	0	0	0	0	2.0
<b>TOTALS</b>		<b>0</b>	<b>30</b>	<b>3-8</b>	<b>.375</b>	<b>0-0</b>	<b>---</b>	<b>0-3</b>	<b>.000</b>	<b>0</b>	<b>5</b>	<b>5</b>	<b>1.7</b>	<b>5</b>	<b>0</b>	<b>0</b>	<b>3</b>	<b>0</b>	<b>0</b>	<b>6</b>	<b>2.0</b>

Games Played: 3  
 Minutes/Game: 10.0  
 Points/Game: 2.0  
 FG Pct: 37.5  
 3FG Pct: ---  
 FT Pct: 0.0

Rebounds/Game: 1.7  
 Assists/Game: 0.0  
 Turnovers/Game: 1.0  
 Assist/Turnover Ratio: 0.0  
 Blocks/Game: 0.0  
 Steals/Game: 0.0

2008-09 Villanova Men's Basketball  
Updated Career Stats (Active Players Only)

PLAYER	YEAR	GP	GS	MIN	AVG	FIELD GOALS			3-PTRS			FREE THROWS			REBOUNDS				PF	FO	AST	TO	BLK	STL	PTS	AVG
						MADE	ATT	PCT	MADE	ATT	PCT	MADE	ATT	PCT	OFF	DEF	TOTAL	AVG								
Dwayne Anderson	2005-06	14	0	55	3.9	7	17	0.412	5	11	0.455	2	4	0.500	5	6	11	0.8	3	0	1	3	0	2	21	1.5
	2006-07	23	0	211	9.2	24	67	0.358	13	49	0.265	20	22	0.909	13	31	44	1.9	16	0	10	12	0	11	81	3.5
	2007-08	30	14	631	21.0	73	145	0.503	21	66	0.318	27	43	0.628	54	89	143	4.8	70	3	27	29	12	44	194	6.5
	2008-09	0	0	0	---	0	0	---	0	0	---	0	0	---	0	0	0	---	0	0	0	0	0	0	0	---
	<b>TOTAL</b>	<b>67</b>	<b>14</b>	<b>897</b>	<b>13.4</b>	<b>104</b>	<b>229</b>	<b>0.454</b>	<b>39</b>	<b>126</b>	<b>0.310</b>	<b>49</b>	<b>69</b>	<b>0.710</b>	<b>72</b>	<b>126</b>	<b>198</b>	<b>3.0</b>	<b>89</b>	<b>3</b>	<b>38</b>	<b>44</b>	<b>12</b>	<b>57</b>	<b>296</b>	<b>4.4</b>
Shane Clark	2005-06	25	0	286	11.4	18	44	0.409	1	2	0.500	17	29	0.586	22	28	50	2.0	42	1	7	8	9	8	54	2.2
	2006-07	33	10	772	23.4	83	193	0.430	38	100	0.380	39	54	0.722	47	85	132	4.0	95	6	31	47	12	27	243	7.4
	2007-08	32	17	713	22.3	79	180	0.439	16	56	0.286	53	63	0.841	56	83	139	4.3	74	3	35	34	15	21	227	7.1
	2008-09	2	0	30	15.0	4	7	0.571	0	1	0.000	2	2	1.000	1	1	2	1.0	8	1	1	2	0	0	10	5.0
	<b>TOTAL</b>	<b>92</b>	<b>27</b>	<b>1801</b>	<b>19.6</b>	<b>184</b>	<b>424</b>	<b>0.434</b>	<b>55</b>	<b>159</b>	<b>0.346</b>	<b>111</b>	<b>148</b>	<b>0.750</b>	<b>126</b>	<b>197</b>	<b>323</b>	<b>3.5</b>	<b>219</b>	<b>11</b>	<b>74</b>	<b>91</b>	<b>36</b>	<b>56</b>	<b>534</b>	<b>5.8</b>
Jason Colenda	2007-08	6	0	7	1.2	0	0	---	0	0	---	0	0	---	0	1	1	0.2	2	0	1	1	0	0	0	0.0
	2008-09	3	0	8	2.7	0	0	---	0	0	---	0	0	---	0	1	1	0.3	0	0	1	1	0	0	0	0.0
	<b>TOTAL</b>	<b>9</b>	<b>0</b>	<b>15</b>	<b>1.7</b>	<b>0</b>	<b>0</b>	<b>---</b>	<b>0</b>	<b>0</b>	<b>---</b>	<b>0</b>	<b>0</b>	<b>---</b>	<b>0</b>	<b>2</b>	<b>2</b>	<b>0.2</b>	<b>2</b>	<b>0</b>	<b>2</b>	<b>2</b>	<b>0</b>	<b>0</b>	<b>0</b>	<b>0.0</b>
Dante Cunningham	2005-06	33	4	629	19.1	29	62	0.468	0	0	---	13	33	0.394	59	73	132	4.0	78	2	25	26	19	27	71	2.2
	2006-07	33	29	901	27.3	99	193	0.513	1	1	1.000	88	113	0.779	84	95	179	5.4	96	5	24	56	20	46	287	8.7
	2007-08	35	35	1050	30.0	142	261	0.544	0	0	---	80	116	0.690	100	126	226	6.5	107	7	37	80	31	46	364	10.4
	2008-09	3	3	82	27.3	20	29	0.690	0	0	---	15	21	0.714	11	9	20	6.7	9	1	5	5	1	3	55	18.3
	<b>TOTAL</b>	<b>104</b>	<b>71</b>	<b>2662</b>	<b>25.6</b>	<b>290</b>	<b>545</b>	<b>0.532</b>	<b>1</b>	<b>1</b>	<b>1.000</b>	<b>196</b>	<b>283</b>	<b>0.693</b>	<b>254</b>	<b>303</b>	<b>557</b>	<b>5.4</b>	<b>290</b>	<b>15</b>	<b>91</b>	<b>167</b>	<b>71</b>	<b>122</b>	<b>777</b>	<b>7.5</b>
Casiem Drummond	2006-07	19	0	141	7.4	14	28	0.500	0	0	---	4	13	0.308	17	20	37	1.9	23	0	3	6	1	5	32	1.7
	2007-08	21	9	278	13.2	43	82	0.524	0	0	---	16	36	0.444	46	48	94	4.5	54	4	9	17	12	10	102	4.9
	2008-09	2	0	19	9.5	1	1	1.000	0	0	---	2	2	1.000	1	4	5	2.5	5	0	0	1	1	0	4	2.0
	<b>TOTAL</b>	<b>42</b>	<b>9</b>	<b>438</b>	<b>10.4</b>	<b>58</b>	<b>111</b>	<b>0.523</b>	<b>0</b>	<b>0</b>	<b>---</b>	<b>22</b>	<b>51</b>	<b>0.431</b>	<b>64</b>	<b>72</b>	<b>136</b>	<b>3.2</b>	<b>82</b>	<b>4</b>	<b>12</b>	<b>24</b>	<b>14</b>	<b>15</b>	<b>138</b>	<b>3.3</b>
Corey Fisher	2007-08	34	21	744	21.9	104	294	0.354	41	124	0.331	59	79	0.747	11	49	60	1.8	61	1	92	68	0	36	308	9.1
	2008-09	3	3	96	32.0	11	28	0.393	3	11	0.273	17	22	0.773	0	10	10	3.3	8	0	14	6	0	9	42	14.0
	<b>TOTAL</b>	<b>37</b>	<b>24</b>	<b>840</b>	<b>22.7</b>	<b>115</b>	<b>322</b>	<b>0.357</b>	<b>44</b>	<b>135</b>	<b>0.326</b>	<b>76</b>	<b>101</b>	<b>0.752</b>	<b>11</b>	<b>59</b>	<b>70</b>	<b>1.9</b>	<b>69</b>	<b>1</b>	<b>106</b>	<b>74</b>	<b>0</b>	<b>45</b>	<b>350</b>	<b>9.5</b>
Antonio Pena	2006-07	0	0	0	---	0	0	---	0	0	---	0	0	---	0	0	0	---	0	0	0	0	0	0	0	---
	2007-08	35	19	678	19.4	86	183	0.470	2	6	0.333	67	96	0.698	52	97	149	4.3	84	2	34	63	11	19	241	6.9
	2008-09	3	3	73	24.3	11	14	0.786	0	0	---	8	12	0.667	7	11	18	6.0	8	1	5	6	2	1	30	10.0
	<b>TOTAL</b>	<b>38</b>	<b>22</b>	<b>751</b>	<b>19.8</b>	<b>97</b>	<b>197</b>	<b>0.492</b>	<b>2</b>	<b>6</b>	<b>0.333</b>	<b>75</b>	<b>108</b>	<b>0.694</b>	<b>59</b>	<b>108</b>	<b>167</b>	<b>4.4</b>	<b>92</b>	<b>3</b>	<b>39</b>	<b>69</b>	<b>13</b>	<b>20</b>	<b>271</b>	<b>7.1</b>
Reggie Redding	2006-07	28	3	441	15.8	28	87	0.322	7	42	0.167	16	25	0.640	20	45	65	2.3	43	0	27	25	5	23	79	2.8
	2007-08	35	18	722	20.6	55	140	0.393	9	36	0.250	43	68	0.632	24	66	90	2.6	85	2	59	32	12	39	162	4.6
	2008-09	3	1	83	27.7	13	22	0.591	4	9	0.444	4	4	1.000	1	11	12	4.0	6	0	9	4	0	1	34	11.3
	<b>TOTAL</b>	<b>66</b>	<b>22</b>	<b>1246</b>	<b>18.9</b>	<b>96</b>	<b>249</b>	<b>0.386</b>	<b>20</b>	<b>87</b>	<b>0.230</b>	<b>63</b>	<b>97</b>	<b>0.649</b>	<b>45</b>	<b>122</b>	<b>167</b>	<b>2.5</b>	<b>134</b>	<b>2</b>	<b>95</b>	<b>61</b>	<b>17</b>	<b>63</b>	<b>275</b>	<b>4.2</b>
Scottie Reynolds	2006-07	33	32	980	29.7	139	359	0.387	64	170	0.376	145	176	0.824	12	82	94	2.8	86	3	130	106	3	47	487	14.8
	2007-08	35	34	1139	32.5	164	398	0.412	79	206	0.383	148	190	0.779	17	90	107	3.1	75	2	113	107	1	51	555	15.9
	2008-09	3	3	88	29.3	11	34	0.324	5	15	0.333	16	17	0.941	1	8	9	3.0	7	0	15	7	0	8	43	14.3
	<b>TOTAL</b>	<b>71</b>	<b>69</b>	<b>2207</b>	<b>31.1</b>	<b>314</b>	<b>791</b>	<b>0.397</b>	<b>148</b>	<b>391</b>	<b>0.379</b>	<b>309</b>	<b>383</b>	<b>0.807</b>	<b>30</b>	<b>180</b>	<b>210</b>	<b>3.0</b>	<b>168</b>	<b>5</b>	<b>258</b>	<b>220</b>	<b>4</b>	<b>106</b>	<b>1085</b>	<b>15.3</b>

2008-09 Villanova Men's Basketball  
Updated Career Stats (Active Players Only)

PLAYER	YEAR	GP	GS	MIN	AVG	FIELD GOALS			3-PTRS			FREE THROWS			REBOUNDS				PF	FO	AST	TO	BLK	STL	PTS	AVG
						MADE	ATT	PCT	MADE	ATT	PCT	MADE	ATT	PCT	OFF	DEF	TOTAL	AVG								
Corey Stokes	2007-08	35	4	642	18.3	74	202	0.366	40	135	0.296	37	42	0.881	18	66	84	2.4	59	1	19	31	3	14	225	6.4
	2008-09	3	2	84	28.0	10	16	0.625	8	11	0.727	10	12	0.833	1	10	11	3.7	7	0	2	2	0	2	38	12.7
	<b>TOTAL</b>	<b>38</b>	<b>6</b>	<b>726</b>	<b>19.1</b>	<b>84</b>	<b>218</b>	<b>0.385</b>	<b>48</b>	<b>146</b>	<b>0.329</b>	<b>47</b>	<b>54</b>	<b>0.870</b>	<b>19</b>	<b>76</b>	<b>95</b>	<b>2.5</b>	<b>66</b>	<b>1</b>	<b>21</b>	<b>33</b>	<b>3</b>	<b>16</b>	<b>263</b>	<b>6.9</b>
Sutton, Maurice	2008-09							0	0	0	---	0	0	---	0	0	---	0	0	---	0	0	0	---	0	0
Frank Tchuisi	2005-06	8	0	21	2.6	0	0	---	0	0	---	0	0	---	2	2	4	0.5	2	0	1	0	2	1	0	0.0
	2006-07	13	0	35	2.7	1	5	0.200	0	0	---	3	4	0.750	2	1	3	0.2	4	0	0	2	1	0	5	0.4
	2007-08	9	0	13	1.4	1	6	0.167	0	0	---	1	4	0.250	2	4	6	0.7	2	0	0	0	1	0	3	0.3
	2008-09	3	0	30	10.0	3	8	0.375	0	0	---	0	3	0.000	0	5	5	1.7	5	0	0	3	0	0	6	2.0
	<b>TOTAL</b>	<b>33</b>	<b>0</b>	<b>99</b>	<b>3.0</b>	<b>5</b>	<b>19</b>	<b>0.263</b>	<b>0</b>	<b>0</b>	<b>---</b>	<b>4</b>	<b>11</b>	<b>0.364</b>	<b>6</b>	<b>12</b>	<b>18</b>	<b>0.5</b>	<b>13</b>	<b>0</b>	<b>1</b>	<b>5</b>	<b>4</b>	<b>1</b>	<b>14</b>	<b>0.4</b>
Russell Wooten	2008-09	2	0	6	3.0	0	0	---	0	0	---	0	0	---	2	0	2	1.0	2	0	0	0	0	0	0	0.0

Villanova University Men's Basketball  
Clutch Free Throw Shooting

NAME	LAST 5 MINUTES			LAST 2 MINUTES AND OT			SEASON			CAREER		
	FT	FTA	FT%	FT	FTA	FT%	FT	FTA	FT%	FT	FTA	FT%
Anderson, Dwayne	0	0	---	0	0	---	0	0	---	49	69	0.710
Colenda, Jason	0	0	---	0	0	---	0	0	---	0	0	---
Clark, Shane	0	0	---	0	0	---	2	2	1.000	110	148	0.743
Cunningham, Dante	1	2	0.500	0	0	---	15	21	0.714	196	283	0.693
Drummond, Casiem	2	2	1.000	2	2	1.000	2	2	1.000	22	51	0.431
Fisher, Corey	3	4	0.750	3	4	0.750	17	22	0.773	76	101	0.752
Pena, Antonio	0	0	---	0	0	---	8	12	0.667	75	108	0.694
Redding, Reggie	0	0	---	0	0	---	4	4	1.000	63	97	0.649
Reynolds, Scottie	4	4	1.000	2	2	1.000	16	17	0.941	309	383	0.807
Stokes, Corey	4	6	0.667	2	4	0.500	10	12	0.833	47	54	0.870
Sutton, Maurice	0	0	---	0	0	---	0	0	---	0	0	---
Tchuisi, Frank	0	2	0.000	0	0	---	0	3	0.000	4	11	0.364
Wooten, Russell	0	0	---	0	0	---	0	0	---	0	0	---
<b>TEAM TOTALS</b>	<b>14</b>	<b>20</b>	<b>0.700</b>	<b>9</b>	<b>12</b>	<b>0.750</b>	<b>74</b>	<b>95</b>	<b>0.779</b>			

Villanova University Men's Basketball  
Career Three-Point Shooting

OVERAL SEASON GAMES							
3-PTRS MADE	NUMBER	3-PTRS ATTEMPTED	NUMBER	3-POINT PCT.	NUMBER	3-PTRS PER GAME	NUMBER
					<i>Minimum 125 Made</i>		<i>Minimum 125 Made</i>
Gary Buchanan	337	Allan Ray	850	Gary Buchanan	.398 (337-846)	Gary Buchanan	2.76 (337 in 122 G)
Allan Ray	312	Gary Buchanan	846	Doug West	.394 (143-363)	Allan Ray	2.40 (312 in 130 G)
Kerry Kittles	278	Kerry Kittles	706	Kerry Kittles	.394 (278-706)	Kerry Kittles	2.28 (278 in 122 G)
Mike Nardi	251	Mike Nardi	664	Greg Woodard	.384 (188-489)	<b>Scottie Reynolds</b>	<b>2.08 (148 in 71 G)</b>
Eric Eberz	223	Randy Foye	647	Eric Eberz	.381 (223-586)	Mike Nardi	1.95 (251 in 129 G)
Randy Foye	213	Jermaine Medley	591	<b>Scottie Reynolds</b>	<b>.379 (148-391)</b>	Eric Eberz	1.86 (223 in 120 G)
Jermaine Medley	198	Eric Eberz	586	Mike Nardi	.378 (251-664)	Randy Foye	1.63 (213 in 131 G)
Greg Woodard	188	Chris Walker	512	Chris Walker	.367 (188-512)	Jermaine Medley	1.61 (198 in 123 G)
Chris Walker	188	Greg Woodard	489	Allan Ray	.367 (312-850)	Chris Walker	1.53 (188 in 123 G)
Brian Lynch	155	Brian Lynch	439	Brian Lynch	.353 (155-439)	Greg Woodard	1.47 (188 in 128 G)
		John Celestand	439				
3-PTRS MADE	NUMBER	3-PTRS ATTEMPTED	NUMBER	3-POINT PCT.	NUMBER	3-PTRS PER GAME	NUMBER
					<i>Minimum 75 Made</i>		<i>Minimum 75 Made</i>
Allan Ray	168	Gary Buchanan	448	Kerry Kittles	.410 (166-405)	Allan Ray	2.67 (168 in 63 G)
Gary Buchanan	167	Allan Ray	440	Greg Woodard	.400 (102-255)	Gary Buchanan	2.65 (167 in 63 G)
Kerry Kittles	166	Kerry Kittles	405	Eric Eberz	.387 (126-326)	Kerry Kittles	2.41 (166 in 69 G)
Mike Nardi	128	Mike Nardi	345	Allan Ray	.382 (168-440)	<b>Scottie Reynolds</b>	<b>2.26 (77 in 34 G)</b>
Eric Eberz	126	Eric Eberz	326	Alvin Williams	.377 (84-223)	Mike Nardi	2.06 (128 in 62 G)
Jermaine Medley	111	Jermaine Medley	317	<b>Scottie Reynolds</b>	.374 (77-206)	Eric Eberz	1.85 (126 in 68 G)
Randy Foye	104	Randy Foye	315	Gary Buchanan	.373 (167-448)	Jermaine Medley	1.68 (111 in 66 G)
Greg Woodard	102	Chris Walker	263	Mike Nardi	.371 (128-345)	Randy Foye	1.63 (104 in 64 G)
Chris Walker	96	John Celestand	256	Brian Lynch	.367 (90-245)	Greg Woodard	1.55 (102 in 66 G)
Brian Lynch	90	Greg Woodard	255	Chris Walker	.365 (96-263)	Chris Walker	1.48 (96 in 65 G)
<b>NOTES</b>							
The NCAA instituted the three-point shot for men's basketball before the start of the 1986-87 season.							
Villanova has made at least one three-pointer in 370 straight games since making none against Kentucky on February 9, 1997 (0-for-3) in a 93-56 loss.							
The Wildcats have made at least one three-pointer in 707 of 714 games (99.0 percent) since the advent of the three-point rule.							
In Big East games, Villanova has at least one three-pointer in 368 of 372 games (98.9 percent) since 1986-87.							
Villanova has made at least one three-pointer in 324 straight Big East games since going 0-for-5 in a 74-60 victory over St. John's on March 4, 1989.							
The Wildcats have an all-time team three-point shooting percentage of .357 (4390-12291).							
In Big East games, Villanova has an all-time team three-point shooting percentage of .354 (2315-6536).							

**The Automated ScoreBook**  
**Villanova Combined Team Statistics (as of Nov 19, 2008)**  
**All games**

<b>RECORD:</b>	<b>OVERALL</b>	<b>HOME</b>	<b>AWAY</b>	<b>NEUTRAL</b>
ALL GAMES	3-0	3-0	0-0	0-0
CONFERENCE	0-0	0-0	0-0	0-0
NON-CONFERENCE	3-0	3-0	0-0	0-0

#	Player	gp-gs	min	avg	Total		3-Point		F-Throw		Rebounds				pf	dq	a	to	blk	stl	pts	avg
					fg-fga	pct	3fg-fga	pct	ft-fta	pct	off	def	tot	avg								
33	CUNNINGHAM, Dant	3-3	82	27.3	20-29	.690	0-0	.000	15-21	.714	11	9	20	6.7	9	1	5	5	1	3	55	18.3
01	REYNOLDS, Scottie	3-3	88	29.3	11-34	.324	5-15	.333	16-17	.941	1	8	9	3.0	7	0	15	7	0	8	43	14.3
10	FISHER, Corey	3-3	96	32.0	11-28	.393	3-11	.273	17-22	.773	0	10	10	3.3	8	0	14	6	0	9	42	14.0
24	STOKES, Corey	3-2	84	28.0	10-16	.625	8-11	.727	10-12	.833	1	10	11	3.7	7	0	2	2	0	2	38	12.7
15	REDDING, Reggie	3-1	83	27.7	13-22	.591	4-9	.444	4-4	1.000	1	11	12	4.0	6	0	9	4	0	1	34	11.3
00	PENA, Antonio	3-3	73	24.3	11-14	.786	0-0	.000	8-12	.667	7	11	18	6.0	8	1	5	6	2	1	30	10.0
20	CLARK, Shane	2-0	30	15.0	4-7	.571	0-1	.000	2-2	1.000	1	1	2	1.0	8	1	1	2	0	0	10	5.0
05	DRUMMOND, Casiem	2-0	19	9.5	1-1	1.000	0-0	.000	2-2	1.000	1	4	5	2.5	5	0	0	1	1	0	4	2.0
42	TCHUISI, Frank	3-0	30	10.0	3-8	.375	0-0	.000	0-3	.000	0	5	5	1.7	5	0	0	3	0	0	6	2.0
23	WOOTEN, Russell	3-0	7	2.3	0-0	.000	0-0	.000	0-0	.000	2	0	2	0.7	2	0	0	0	0	0	0	0.0
04	COLENDIA, Jason	3-0	8	2.7	0-0	.000	0-0	.000	0-0	.000	0	1	1	0.3	0	0	1	1	0	0	0	0.0
Team											5	12	17							1		
Total.....		3	600		84-159	.528	20-47	.426	74-95	.779	30	82	112	37.3	65	3	52	38	4	24	262	87.3
Opponents.....		3	600		65-168	.387	21-67	.313	39-61	.639	35	55	90	30.0	72	-	34	50	6	20	190	63.3

<b>TEAM STATISTICS</b>	<b>VU</b>	<b>OPP</b>	<b>Date</b>	<b>Opponent</b>	<b>Score</b>	<b>Att.</b>
SCORING	262	190	11/14/08	ALBANY	w 78-60	6500
Points per game	87.3	63.3	11/17/08	FORDHAM	w 107-68	6500
Scoring margin	+24.0	-	11/19/08	NIAGARA	w 77-62	6500
FIELD GOALS-ATT	84-159	65-168	* - Conference game			
Field goal pct	.528	.387				
3 POINT FG-ATT	20-47	21-67				
3-point FG pct	.426	.313				
3-pt FG made per game	6.7	7.0				
FREE THROWS-ATT	74-95	39-61				
Free throw pct	.779	.639				
F-Throws made per game	24.7	13.0				
REBOUNDS	112	90				
Rebounds per game	37.3	30.0				
Rebounding margin	+7.3	-				
ASSISTS	52	34				
Assists per game	17.3	11.3				
TURNOVERS	38	50				
Turnovers per game	12.7	16.7				
Turnover margin	+4.0	-				
Assist/turnover ratio	1.4	0.7				
STEALS	24	20				
Steals per game	8.0	6.7				
BLOCKS	4	6				
Blocks per game	1.3	2.0				
ATTENDANCE	19500	0				
Home games-Avg/Game	3-6500	0-0				
Neutral site-Avg/Game	-	0-0				

<b>Score by Periods</b>	<b>1st</b>	<b>2nd</b>	<b>Totals</b>
Villanova	132	130	262
Opponents	92	98	190

**The Automated ScoreBook**  
**Villanova Season Schedule/Results & Leaders (as of Nov 19, 2008)**  
**All games**

<b>RECORD:</b>	<b>OVERALL</b>	<b>HOME</b>	<b>AWAY</b>	<b>NEUTRAL</b>
ALL GAMES	3-0	3-0	0-0	0-0
CONFERENCE	0-0	0-0	0-0	0-0
NON-CONFERENCE	3-0	3-0	0-0	0-0

<b>Date</b>	<b>Opponent</b>	<b>Score</b>	<b>Att.</b>	<b>High Points</b>	<b>High Rebounds</b>
11/14/08	ALBANY	w 78-60	6500	(13)REYNOLDS, Scottie (13)STOKES, Corey (13)CUNNINGHAM, Dante	(6)CUNNINGHAM, Dante
11/17/08	FORDHAM	w 107-68	6500	(31)CUNNINGHAM, Dante	(11)CUNNINGHAM, Dante
11/19/08	NIAGARA	w 77-62	6500	(19)REYNOLDS, Scottie	(7)PENA, Antonio

\* - Conference game

<b>Attendance Summary</b>	<b>Games</b>	<b>Attend</b>	<b>Avg/Game</b>
Home	3	19500	6500
Away	0	0	0
Neutral	0	0	0
Total	3	19500	6500

**The Automated ScoreBook**  
**Villanova Season Box Score (as of Nov 19, 2008)**  
**All games**

<b>RECORD:</b>	<b>OVERALL</b>	<b>HOME</b>	<b>AWAY</b>	<b>NEUTRAL</b>
ALL GAMES	3-0	3-0	0-0	0-0
CONFERENCE	0-0	0-0	0-0	0-0
NON-CONFERENCE	3-0	3-0	0-0	0-0

#	Player	gp-gs	Total		3-Point		F-Throw		Rebounds				pf	dq	a	to	blk	stl	pts	avg		
			min	avg	fg-fga	pct	3fg-fga	pct	ft-fa	pct	off	def									tot	avg
33	CUNNINGHAM, Dant	3-3	82	27.3	20-29	.690	0-0	.000	15-21	.714	11	9	20	6.7	9	1	5	5	1	3	55	18.3
01	REYNOLDS, Scottie	3-3	88	29.3	11-34	.324	5-15	.333	16-17	.941	1	8	9	3.0	7	0	15	7	0	8	43	14.3
10	FISHER, Corey	3-3	96	32.0	11-28	.393	3-11	.273	17-22	.773	0	10	10	3.3	8	0	14	6	0	9	42	14.0
24	STOKES, Corey	3-2	84	28.0	10-16	.625	8-11	.727	10-12	.833	1	10	11	3.7	7	0	2	2	0	2	38	12.7
15	REDDING, Reggie	3-1	83	27.7	13-22	.591	4-9	.444	4-4	1.000	1	11	12	4.0	6	0	9	4	0	1	34	11.3
00	PENA, Antonio	3-3	73	24.3	11-14	.786	0-0	.000	8-12	.667	7	11	18	6.0	8	1	5	6	2	1	30	10.0
20	CLARK, Shane	2-0	30	15.0	4-7	.571	0-1	.000	2-2	1.000	1	1	2	1.0	8	1	1	2	0	0	10	5.0
05	DRUMMOND, Casiem	2-0	19	9.5	1-1	1.000	0-0	.000	2-2	1.000	1	4	5	2.5	5	0	0	1	1	0	4	2.0
42	TCHUISI, Frank	3-0	30	10.0	3-8	.375	0-0	.000	0-3	.000	0	5	5	1.7	5	0	0	3	0	0	6	2.0
23	WOOTEN, Russell	3-0	7	2.3	0-0	.000	0-0	.000	0-0	.000	2	0	2	0.7	2	0	0	0	0	0	0	0.0
04	COLENDIA, Jason	3-0	8	2.7	0-0	.000	0-0	.000	0-0	.000	0	1	1	0.3	0	0	1	1	0	0	0	0.0
Team											5	12	17				1					
Total.....		3	600		84-159	.528	20-47	.426	74-95	.779	30	82	112	37.3	65	3	52	38	4	24	262	87.3
Opponents.....		3	600		65-168	.387	21-67	.313	39-61	.639	35	55	90	30.0	72	-	34	50	6	20	190	63.3

<b>Score by Periods</b>	<b>1st</b>	<b>2nd</b>	<b>Totals</b>
Villanova	132	130	262
Opponents	92	98	190

**The Automated ScoreBook**  
**Villanova Team Game-by-Game (as of Nov 19, 2008)**  
**All games**

TEAM STATISTICS

Opponent	Date	Score		Total		3-Pointers		Free throws		Rebounds				pf	a	t/o	blk	stl	pts	avg
				fg-fga	pct	3fg-fga	pct	ft-fa	pct	off	def	tot	avg							
ALBANY	11/14/08	78-60	W	28-51	.549	6-15	.400	16-21	.762	8	25	33	33.0	19	18	14	2	8	78	78.0
FORDHAM	11/17/08	107-68	W	35-60	.583	7-14	.500	30-36	.833	12	33	45	39.0	23	23	9	2	6	107	92.5
NIAGARA	11/19/08	77-62	W	21-48	.438	7-18	.389	28-38	.737	10	24	34	37.3	23	11	15	0	10	77	87.3
Villanova		262		84-159	.528	20-47	.426	74-95	.779	30	82	112	37.3	65	52	38	4	24	262	87.3
Opponents		190		65-168	.387	21-67	.313	39-61	.639	35	55	90	30.0	72	34	50	6	20	190	63.3

Games played: 3  
Points/game: 87.3  
FG Pct: 52.8  
3FG Pct: 42.6  
FT Pct: 77.9

Rebounds/game: 37.3  
Assists/game: 17.3  
Turnovers/game: 12.7  
Assist/turnover ratio: 1.4  
Steals/game: 8.0  
Blocks/game: 1.3

**The Automated ScoreBook**  
**Villanova Team Game-by-Game Comparison (as of Nov 19, 2008)**  
**All games**

Opponent	1st	2nd	Score	Mar	Total FG	FG Pct	3-Pointers	3FG Pct	Free Throws	FT Pct	Rebounds	Assist	T/Over	Block	Steal	Fouls
ALBANY	40/24	38/36	78-60	+18	28-51/22-51	.549/.431	6-15/7-20	.400/.350	16-21/9-18	.762/.500	33/30 +3	18/12	14/20	2/3	8/8	19/20
FORDHAM	56/38	51/30	107-68	+39	35-60/23-65	.583/.354	7-14/8-26	.500/.308	30-36/14-18	.833/.778	45/28 +17	23/12	9/11	2/2	6/1	23/25
NIAGARA	36/30	41/32	77-62	+15	21-48/20-52	.438/.385	7-18/6-21	.389/.286	28-38/16-25	.737/.640	34/32 +2	11/10	15/19	0/1	10/11	23/27

Note: Game totals are displayed in the format TEAM/OPPONENT for each category

**The Automated ScoreBook**  
**Villanova Game-by-Game Points-Rebounds-Assists (as of Nov 19, 2008)**  
**All games**

Opponent	Date	Score		00	01	04	05	10	15	20
				PENA,ANTON	REYNOLDS,S	COLEND,JA	DRUMMOND,C	FISHER,COR	REDDING,RE	CLARK,SHAN
ALBANY	11/14/08	78-60	w	12-5-2	13-1-6	0-0-0	4-5-0	10-2-5	11-4-2	DNP
FORDHAM	11/17/08	107-68	w	10-6-3	11-4-7	0-1-1	DNP	17-2-4	9-4-4	8-1-1
NIAGARA	11/19/08	77-62	w	8-7-0	19-4-2	0-0-0	0-0-0	15-6-5	14-4-3	2-1-0

Opponent	Date	Score		23	24	33	42
				WOOTEN,RUS	STOKES,COR	CUNNINGHAM	TCHUISI,FR
ALBANY	11/14/08	78-60	w	0-1-0	13-0-0	13-6-3	2-3-0
FORDHAM	11/17/08	107-68	w	0-1-0	17-8-2	31-11-1	4-1-0
NIAGARA	11/19/08	77-62	w	0-0-0	8-3-0	11-3-1	0-1-0

**The Automated ScoreBook**  
**Villanova Game-by-Game Highs (as of Nov 19, 2008)**  
**All games**

<u>Opponent</u>	<u>Date</u>	<u>Score</u>	<u>Points</u>	<u>Rebounds</u>	<u>Assists</u>	<u>Steals</u>	<u>Blocked shots</u>
ALBANY	11/14/08	78-60	13-CUNNINGHAM, D STOKES, Corey REYNOLDS, Scottie	6-CUNNINGHAM, Da	6-REYNOLDS, Scotti	4-FISHER, Corey	1-PENA, Antonio DRUMMOND, Casie
FORDHAM	11/17/08	107-68	31-CUNNINGHAM, D	11-CUNNINGHAM, D	7-REYNOLDS, Scotti	2-REYNOLDS, Scotti FISHER, Corey	1-CUNNINGHAM, Da PENA, Antonio
NIAGARA	11/19/08	77-62	19-REYNOLDS, Scotti	7-PENA, Antonio	5-FISHER, Corey	4-REYNOLDS, Scotti	None