



# 2008-09 MEN'S BASKETBALL GAME NOTES

**Villanova (2-0) vs. Niagara (1-0)**  
**Wednesday, November 19, 2008 • 7:02 PM**  
**Television: ESPNU Radio: ESPN 950**  
*Philly Hoop Group Classic*



### VILLANOVA PROBABLE STARTERS

<u>Pos.</u>	<u>Name</u>	<u>Height/Class/Hometown</u>	<u>PPG</u>	<u>RPG</u>
G	Corey Stokes	6-5 / So. / Bayonne, N.J.	15.0	4.0
F	Antonio Pena	6-8 / So. / Brooklyn, N.Y.	11.0	5.5
F	Dante Cunningham	6-8 / Sr. / Silver Spring, Md.	22.0	8.5
G	Scottie Reynolds	6-2 / Jr. / Herndon, Va.	12.0	2.5
G	Corey Fisher	6-1 / So. / Bronx, N.Y.	13.5	2.0

### OFF THE BENCH

<u>Pos.</u>	<u>Name</u>	<u>Height/Class/Hometown</u>	<u>PPG</u>	<u>RPG</u>
G	Reggie Redding	6-5 / Jr. / Philadelphia, Pa.	10.0	4.0
F	Shane Clark	6-7 / Sr. / Philadelphia, Pa.	8.0	1.0
C	Casiem Drummond	6-10/Jr./ East Orange, N.J.	4.0	5.0
F	Frank Tchuisi	6-8 / Sr. / Douala, Cameroon	3.0	2.0
G	Jason Colenda	6-0 / Jr. / Fairfax, Va.	0.0	0.5
F	Russell Wooten	6-4 / Jr. / Chula Vista, Calif.	0.0	1.0
F	Dwayne Anderson*	6-6 / Sr. / Silver Spring, Md.		
F/C	Maurice Sutton	6-11 / Fr. / Upper Marlboro, Md.		

\* Injured and will not play

**Head Coach:** Jay Wright (272-168 lifetime, 149-83 at Villanova)

### TOP STORIES

- With its 107-68 victory over Fordham on Monday night, Villanova reached the century mark for the 58th time in school history. VU last went past the 100-point plateau in a 103-75 win over Hartford last season. The 'Cats were one point shy of tying their all-time high for points in the Pavilion set against Rider on Dec. 20, 2006.
- Senior forward Shane Clark returned to the Villanova lineup just 11 days after undergoing arthroscopic surgery on his right knee on Nov. 6 at Bryn Mawr Hospital. The Philadelphia native scored eight points in 16 minutes of action against the Rams.
- Tonight marks the return of Philadelphia native and former Wildcat Bilal Benn to the Pavilion. Benn played 48 games over two seasons on the Main Line, scoring 88 points for an average of 1.8 ppg and was a member of the Wildcats' 2006 Elite Eight squad.
- With its win over Fordham, Villanova improved to 23-7 (.767) in the month of November in the tenure of head coach Jay Wright. It also extended its Pavilion winning streak to 17 games, dating to January 2007.
- The Wildcats play their second game of the Philly Hoop Group Classic back at the Pavilion on Tuesday night at 7:30 p.m. before moving on to the Palestra for a pair of games Thanksgiving weekend.

### 2008-09 SCHEDULE AND RESULTS

<u>Date</u>	<u>Opponent</u>	<u>Result</u>	<u>Score</u>	<u>Record</u>	<u>Big East</u>
Nov. 14	ALBANY	W	78-60	1-0	0-0
Nov. 17	FORDHAM	W	107-68	2-0	0-0
Nov. 19	NIAGARA (#)	<b>7:00 PM</b>	ESPNU		
Nov. 25	MONMOUTH (#)	<b>7:30 PM</b>			
Nov. 28	vs. Towson (#)	8:30 PM			
Nov. 29	vs. Penn St./Rhode Isl. (#)	6:30 PM/8:30 PM			
Dec. 2	@ Penn (B5)	7:00 PM	CN8		
Dec. 4	HOUSTON BAPTIST	<b>7:30 PM</b>	Nova Nation All-Access		
Dec. 9	vs. Texas (%)	9:00 PM	ESPN		
Dec. 11	SAINT JOSEPH'S (B5)	<b>8:00 PM</b>	ESPN2		
Dec. 14	@ La Salle (B5)	7:00 PM	ESPNU		
Dec. 22	NAVY	<b>7:30 PM</b>	Nova Nation All-Access		
Dec. 29	TEMPLE (B5)	<b>7:00 PM</b>	ESPNU		
Jan. 1	@ Marquette (*)	2:30 PM	ESPN		
Jan. 6	@ Seton Hall (*)	8:00 PM	WPHL		
Jan. 10	LOUISVILLE (*) (WC)	Noon	ESPN		
Jan. 18	ST. JOHN'S (*)	Noon	WPHL		
Jan. 21	@ Connecticut (*)	7:00 PM	ESPN		
Jan. 24	@ USF (*)	Noon	WPHL		
Jan. 28	PITTSBURGH (*) (WS)	<b>7:00 PM</b>	ESPN		
Feb. 1	CINCINNATI (*)	Noon	WPHL		
Feb. 4	@ Providence (*)	8:00 PM	WPHL		
Feb. 7	SYRACUSE (*) (WC)	Noon	ESPN		
Feb. 10	MARQUETTE (*)	<b>7:30 PM</b>	ESPN2		
Feb. 13	@ West Virginia (*)	9:00 PM	ESPN		
Feb. 19	RUTGERS (*)	<b>9:00 PM</b>	ESPN or ESPN2		
Feb. 22	@ Syracuse (*)	1:00 PM	CBS		
Feb. 25	@ DePaul (*)	8:00 PM	WPHL		
Feb. 28	GEORGETOWN (*) (WC)	Noon	ESPN		
Mar. 2	@ Notre Dame (*)	7:00 PM	ESPN		
Mar. 5	PROVIDENCE (*)	<b>7:00 PM</b>	ESPN or ESPN2		
Mar. 10-14	BIG EAST Championship (^)		ESPN/ESPN2		

All times listed are Eastern time and subject to change without notice  
 Home games, unless noted, denoted in **bold** and played at The Pavilion  
 WC: denotes games played at the Wachovia Center  
 WS: denotes game played at the Wachovia Spectrum  
 B5: denotes a Philadelphia Big Five contest  
 #: denotes Philly Hoop Group Classic (11/28 and 11/29 at The Palestra)  
 %: denotes Jimmy V Classic (at Madison Square Garden)  
 ^: denotes the BIG EAST Championship (at Madison Square Garden)

### MEDIA INFORMATION

#### **Interview Requests:**

All interview requests should be addressed to Mike Sheridan, Director of Media Relations at (610) 519-4145.

#### **Follow Villanova Basketball on the Web:**

Follow the Villanova men's basketball team on the web at: [www.villanova.com](http://www.villanova.com)

#### **Villanova Media Relations Information:**

Phone- (610) 519-4120; Fax- (610) 519-7323  
 Email- [michael.sheridan@villanova.edu](mailto:michael.sheridan@villanova.edu)



# VILLANOVA WILDCATS 2008-09 MEN'S BASKETBALL GAME NOTES

## 'Cats Were Ram Tough

In its first two games of 2008-09, Villanova's offense has appeared to be in mid-season form. After recording 18 assists and 78 points in an opening night win over Albany, the Wildcats kicked the engine into high gear in a 107-68 triumph over Fordham.

The Wildcats produced 23 assists and only nine turnovers. All five Villanova starters finished with double figures in points, paced by Dante Cunningham's career-high 31 point effort.

More satisfying to head coach Jay Wright was Villanova's ability to contain a group of gifted guards on Monday evening.

"I liked the intensity we played with defensively," stated Wright following the Fordham game. "We maintained that better in the second half and that's what we have to do to be a good team. We need to play 40 minutes of defense."

In its first two outings, Villanova has held its foes to 45-of-116 shooting (.388) shooting from the field and 15-of-46 (.326) from beyond the arc.

"The guards from Fordham are tough to keep in front of you and it was a great challenge for us to do that," said Wright. "We struggled a little bit but for us to only give up eight 3-pointers on 26 attempts is good."

Wright looks forward to facing Niagara.

"I am telling you this is a very good Niagara team," he said. "I'm glad we have a couple of games under our belt before we play these guys. Joe Mihalich has a really tough team."

## Reynolds Wrap

With his 11 points in the victory over Fordham, Scottie Reynolds now has 1,066 points in a Villanova uniform. That puts him in 48th place on the school's all-time scoring list with John Olive (1,122) ahead of him at No. 47.

Reynolds was named a pre-season All BIG EAST selection last month. On Nov. 7, it was announced that he is one of 50 players nationally included on the Wooden Award Preseason watch list.

Perhaps the most noteworthy numbers in the Reynolds column in the early going have been in the category of assists. Serving as the team's primary ballhandler, the 6-2 former McDonald's All-American has handed out 13 assists in two games with only two turnovers. Last season, Reynolds 113 assists were accompanied by 107 turnovers.

One of Reynolds' great offensive strengths is his ability to get to the free throw line. In 70 career games, Reynolds has attempted four or more free throws 50 times. In those 50 games, Villanova is 36-14 (.720). He was 4-of-4 at the stripe in the win over Fordham.

Last season Reynolds helped nurture young guards Corey Fisher and Corey Stokes after he benefitted from the guidance of former 'Cat guard Mike Nardi in 2006-07. Reynolds became the primary point guard for Villanova late in the season. He scored 92 points in the Wildcats five postseason games last season - an average of 18.4 ppg.

Reynolds also added two steals against Fordham, giving him 101 for his career. That ties him with Whitey Rigsby at No. 29 all-time.

## Dante's Inferno

Over the course of his career, Dante Cunningham has been one of Villanova's most dependable defenders, rebounders and leaders. His offense, though, has typically taken a back-seat to such gifted scorers as Reynolds, Randy Foye, Kyle Lowry, and Curtis Sumpter.

But if Wright has his way, that is in the process of changing.

"We need Dante to be a scorer," he says. "He has been a good scorer in some games but he hasn't done it consistently because he doesn't ask for it. As a coaching staff we have to demand it too. He can really score in a lot of ways."

Cunningham did that and then some on Monday, converting 11-of-17 from the field and 9-of-12 at the line for 31 points. And he did it in 29 minutes.

He is now 17-of-26 (.654) from the floor this season.

His 11 rebounds on Monday contributed to his sixth career double-double and first of the new season. He now has 552 career caroms, which allowed him to move past Joe Crews (544) into 36th place on the school's all-time rebounding list. His 117 career steals place him at No. 22 all-time.

"I have been working a lot in the off-season on my range and understanding where shots come from and where I can be comfortable on the court," stated Cunningham. "I was comfortable tonight and Scottie Reynolds, Corey Fisher and the guards got me the ball in the right places."

### Villanova 2008-09 Roster

No.	Name	Pos.	Ht.	Wt.	Year	Hometown/High School/Previous School
0	Antonio Pena	F	6-8	235	So.	Brooklyn, N.Y./St. Thomas More
1	Scottie Reynolds	G	6-2	195	Jr.	Herndon, Va./Herndon
4	Jason Colenda	G	6-0	205	Jr.	Fairfax, Va./Bishop O'Connell
5	Casiem Drummond	C	6-10	280	Jr.	East Orange, N.J./Bloomfield Tech
10	Corey Fisher	G	6-1	185	So.	Bronx, N.Y./St. Patrick's (N.J.)
15	Reggie Redding	G	6-5	205	Jr.	Philadelphia, Pa./St. Joseph's Prep
20	Shane Clark	F	6-7	205	Sr.	Philadelphia, Pa./Hargrave Military Academy
21	Maurice Sutton	F/C	6-11	215	Fr.	Upper Marlboro, Md./Largo
22	Dwayne Anderson	G/F	6-6	215	Sr.	Silver Spring, Md./St. Thomas More
23	Russell Wooten	F	6-4	210	Jr.	Chula Vista, Calif./St. Augustine
24	Corey Stokes	G	6-5	195	So.	Bayonne, N.J./St. Benedict's
31	Taylor King	F	6-6	230	R-Fr.	Huntington Beach, Calif./Santa Ana Mater Dei/Duke
33	Dante Cunningham	F	6-8	230	Sr.	Silver Spring, Md./Potomac
42	Frank Tchuisi	F	6-8	215	Sr.	Douala, Cameroon/St. Benedict's

**Head Coach:** Jay Wright (Bucknell '83)

**Associate Head Coach:** Patrick Chambers

**Assistant Coaches:** Jason Donnelly, Doug West

**Manager of Basketball Operations:** Keith Uργο

**Athletic Trainer:** Jeff Pierce



# 2008-09 MEN'S BASKETBALL GAME NOTES

## Dwayne is Derailed

Anderson, who averaged 9.7 points and 7.0 rebounds per game after he was inserted into the starting lineup on Feb. 9, 2008, learned there is a stress fracture in his left foot on Nov. 13, one day before the start of his senior campaign.

“(Dwayne) has been complaining about it getting worse and worse and then in the Northwood game he just didn’t look like himself,” stated Wright. “He came back and practiced until Thursday when we got the MRI and found out for sure. We aren’t sure how long it’s going to be but we know it’s not good right now. It’s just going to be a matter of time.”

## Speaking Frankly

The injuries to Anderson and Clark have nudged the door open a bit for classmate Frank Tchuisi. Entering the 2008-09 campaign, the 6-9 native of Cameroon - who graduated from St. Benedict’s (N.J.) Prep - had logged only 59 career minutes. In the opening two games of this season he has twice recorded career highs in that category and has played a total of 25 minutes.

On Monday evening Tchuisi scored four points in 14 minutes against the Rams.

## Stokes Strokes

One of the keys to Villanova’s late charge in 2007-08 was the development of guard Corey Stokes. After a slow start, Stokes emerged as a dependable offensive weapon from the perimeter in helping the ‘Cats advance to the Sweet 16 of the NCAA Tournament.

The native of Bayonne, N.J. appears to be picking up where he left off. On Monday night he contributed 17 points on 4-of-6 shooting from the field. He was 3-of-3 from beyond the 3-point arc and is now 6-of-7 (.857) from long distance in the first two games.

## Drummond Details

Junior center Casiem Drummond is listed as day-to-day after experiencing soreness in his left foot following Friday’s win over Albany.

AP Top 25	ESPN/USA Today Poll
1. North Carolina	1. North Carolina
2. Connecticut	2. Connecticut
3. Louisville	3. Louisville
4. UCLA	4. UCLA
5. Michigan State	5. Duke
6. Pittsburgh	6. Pittsburgh
7. Texas	7. Michigan State
8. Notre Dame	8. Texas
9. Gonzaga	9. Notre Dame
10. Duke	10. Purdue
11. Purdue	11. Gonzaga
12. Oklahoma	12. Memphis
13. Memphis	13. Tennessee
14. Tennessee	14. Oklahoma
15. Arizona State	15. Arizona State
15. Marquette	16. Miami (FL)
17. Miami (FL)	17. Marquette
18. Florida	18. Georgetown
19. USC	19. Florida
20. Wake Forest	20. USC
21. Davidson	21. Davidson
22. Georgetown	22. Wisconsin
23. Villanova	23. Villanova
24. Kansas	24. Kansas
25. Wisconsin	25. Wake Forest

## Series Stuff

**Niagara at Villanova**  
**Wednesday, November 19, 2008**

**7:00 PM (The Pavilion)**  
**ESPNU / ESPN 950 Radio**  
**Philly Hoop Group Classic**

**All-Time:** Villanova leads 19-10

**Last Meeting:** Niagara 61, Villanova 52 (Jan. 5, 1976)

**Last Villanova Win:** Villanova 82, Niagara 67 (Jan. 15, 1975)

**Jay Wright vs. Niagara:** First meeting

**Notes:** Niagara picked up a 79-62 victory over Towson in its first Philly Hoop Group Classic on Sunday night at the Gallagher Center ... Tyrone Lewis scored 20 points and blocked eight shots, numbers that helped earn him the nod as Metro Atlantic Athletic Conference co-player of the week ... These two squads last met on Jan. 5, 1976, with the Purple Eagles picking up a 61-52 victory at home ... The series began with a 44-12 Villanova victory on Jan. 11, 1923.

**Monmouth at Villanova**  
**Tuesday, November 25, 2008**

**7:35 PM (The Pavilion)**  
**Philly Hoop Group Classic**  
**ESPN 950 Radio**

**All-Time:** Villanova leads 5-0

**Last Meeting:** Villanova 58, Monmouth 45 (Mar. 17, 2006)

**Jay Wright vs. Monmouth:** 2-0

**Notes:** These two teams met last in the first round of the 2006 NCAA Tournament at the Wachovia Center .. Dante Cunningham pulled down seven rebounds in 24 minutes of action in that contest.

**Villanova vs. Towson**  
**Friday, November 28, 2008**

**8:30 PM (The Palestra)**  
**Philly Hoop Group Classic**  
**ESPN 950 Radio**

**All-Time:** Villanova leads 3-0

**Last Meeting:** Villanova 87, Monmouth 75 (Nov. 26, 2001)

**Jay Wright vs. Towson:** 11-1

**Notes:** The Tigers last visited the Pavilion early in Jay Wright’s first season at Villanova (2001-02) ... The Wildcats posted a 12-point win ... Prior to that Wright faced Towson 11 times during his seven year tenure as head coach at Hofstra University, with the Pride claiming 10 of the meetings.

## Sophomores Step Up

Sophomore guard Corey Fisher moved into the starting lineup when Anderson went down with the stress fracture and the product of the Bronx, N.Y. has flourished in the early going.

On Monday night, he posted 17 points to go with four assists and only one turnover. He is 7-of-12 (.583) from the field in the first two games and averages 13.5 ppg.

Meanwhile, redshirt soph Antonio Pena has been a consistent factor on the interior for Villanova. He added 10 points and six rebounds to the cause against Fordham to go with three assists and a blocked shot.

Including Stokes, VU’s trio of sophomore starters combined for 44 points and 18 rebounds in the triumph over Fordham.



# 2008-09 MEN'S BASKETBALL GAME NOTES

## 'Cats Sign Trio of Standouts

A trio of nationally prominent seniors have inked national letters of intent to attend Villanova University in the fall of 2009, it was announced today. The group includes forward Isaiah Armwood from Montrose Christian Academy (Rockville, Md.); guard Maalik Wayns of Philadelphia's Roman Catholic High School and power forward Mouphtaou Yarou, a native of Benin in the republic of West Africa who also attends Montrose Christian Academy.

ESPN.com ranks the class as No. 2 in the nation.

"We are as excited about this class as any we have brought to Villanova," stated head coach Jay Wright. "This group offers us a unique combination of frontcourt and backcourt talent with exceptional skill and incredible character. The loyalty each of these young men has shown to our program through this process is heartwarming to all of us in the Villanova Basketball Family."

Armwood, 6-8, is a versatile forward who has been a fixture for national prep powerhouse Montrose Christian Academy. He averaged 12 points and eight rebounds as a junior before being sidelined by a left knee injury. It is expected that he will be a key performer in his final prep season for Montrose. He is listed as the No. 35 ranked prospect on ESPN's Top 100 list.

"Isaiah is an athletically gifted wing player who has played four years for coach Stu Vetter at Montrose Christian Academy," stated Wright. "He has been well-schooled in the fundamentals. We expect him to make an immediate impact at Villanova with his quickness and athleticism."

Wayns is a 6-1 guard who averaged 22.4 points, 5.1 assists and 4.8 rebounds per game as a junior at Roman Catholic High School. Last summer, he represented the United States as a member of USA Basketball's 18-and-under team that competed in Argentina. He is ranked by ESPN.com as the No. 22 senior in the country.

"Maalik Wayns is the leader of this class," said Wright. "He was the first one of this group to commit to us and he encouraged his friends Isaiah and Moof' (Yarou) to join him at Villanova. Maalik will be the next in the line of great Villanova guards. We're so proud to have another Roman Catholic Cahillite with us on the Villanova campus."

Rounding out the group of fall signees is Yarou, a 6-9 power forward

who in a short period of time in the United States has emerged as one of the nation's most coveted big men - the No. 27 rated senior prospect in the nation according to ESPN.com. He enjoyed a breakthrough summer on the AAU circuit and will play this season for Vetter at Montrose Christian Academy.

"Moof' is as skilled a power forward as any frontcourt recruit we have had at Villanova," Wright stated. "He is very intelligent, extremely hard working and will be playing for a legendary coach this season in Stu Vetter at Montrose Christian Academy. Moof' will make an immediate impact on our team with his rebounding and shot blocking ability."

## Philadelphia Big Five

The Big Five has been part of the Philadelphia basketball scene since 1955 and the City Series will again be a part of Villanova's schedule. The Wildcats, who have won or shared the city crown in each of the past four seasons, will play four games against their local rivals in December. The list includes:

Tuesday, Dec. 2: at Penn (CN8)

Thursday, Dec. 11 vs. Saint Joseph's (ESPN2)

Sunday, Dec. 14 at La Salle (ESPNU)

Monday, Dec. 29 vs. Temple (ESPNU)

## Happy at Home

Villanova will play home games at three sites in 2008-09: the Pavilion, Wachovia Center and Wachovia Spectrum.

The Wildcats have played before a sellout crowd of 6,500 at the Pavilion for 83 consecutive regular season games. The last time they failed to do so came during a snow storm in December of 2000.

Villanova is 40-4 (.909) in the building on Ithan Avenue since 2005. It is now 201-54 (.788) all-time in the Pavilion. Since the start of the 1994-95 season, VU is 139-22 (.863) in the Pavilion. The 'Cats are 69-12 (.852) in Pavilion home games under Jay Wright.

The Wildcats will host three BIG EAST games at the Wachovia Center in Philadelphia this season, beginning on Jan. 10 (Louisville). VU then returns to the Center on Feb. 7 against Syracuse and Feb. 28 when it welcomes Georgetown to the building. Villanova has averaged better than 19,000 in attendance in its Center games since 2005.

VU hosts Villanova hosts Pitt at the Spectrum Jan. 28.

## The Last Time it Happened...

	<u>By Villanova</u>	<u>By Opponent</u>
<b>Team Scored 100 points</b>	107, vs. Fordham (Nov. 17, 2008)	Providence, 100 (Feb. 11, 2004)
<b>Team Scored 90 points</b>	99, vs. Penn (Dec. 2, 2006)	Notre Dame, 90 (Jan. 26, 2008)
<b>Team Scored 80 points</b>	84, vs. Siena (Mar. 23, 2008)	Georgetown, 82 (Mar. 13, 2008)
<b>30-point win</b>	107-68, vs. Fordham (Dec. 20, 2006)	Kentucky, 93-56 (Feb. 9, 1997)
<b>20-point win</b>	78-56, vs. West Virginia (Feb. 20, 2008)	Saint Joseph's, 77-55 (Feb. 4, 2008)
<b>50 percent shooting</b>	.583, vs. Fordham (Nov. 17, 2008)	Kansas, .533 (March 28, 2008)
<b>5 players in double figures</b>	vs. Fordham (Nov. 17, 2008)	DePaul, (Jan. 3, 2008)
<b>4 players in double figures</b>	vs. Providence (Mar. 8, 2008)	Marquette, (Feb. 25, 2008)
<b>Overtime victory</b>	60-59, vs. Boston College (Mar. 24, 2006)	Connecticut, 75-74 (Feb. 28, 2004)
<b>30 points by a player</b>	Dante Cunningham, 31, vs. Fordham (Nov. 17, 2008)	Kyle McAlarney, Notre Dame, 30 (Mar. 3, 2007)
<b>15 rebounds by a player</b>	Casiem Drummond, 17, vs. N.C. St. (Nov. 25, 2007)	DeJuan Blair, Pitt, 15 (Jan. 6, 2008)
<b>10 assists by a player</b>	Scottie Reynolds, 10, vs. Louisville (Feb. 3, 2007)	Cliff Clinksclaus, DePaul, 11 (Jan. 16, 2007)
<b>Five steals by a player</b>	Dante Cunningham, 5, vs. UConn (Feb. 23, 2008)	Weyinmi Efejuku, Providence, 5 (Mar. 8, 2008)
<b>Five blocks by a player</b>	Jason Fraser, 5, vs. Providence (Jan. 11, 2005)	Darryl Watkins, Syracuse, 5 (Mar. 3, 2007)
<b>Eight turnovers by a player</b>	Scottie Reynolds, 9, vs. Providence (Jan. 23, 2007)	Scoop Jardine, 8, Syracuse (Jan. 19, 2008)
<b>40 minutes by a player</b>	Dwayne Anderson, 40, vs. Providence (Mar. 8, 2008)	Alex Franklin, Siena, 40 (Mar. 23, 2008)
<b>50 minutes by a player</b>	Kerry Kittles, 55, vs. Old Dominion (March 17, 1995)	Vonteego Cummings, Pitt, 50 (Mar. 4, 1998)
<b>25 turnovers as a team</b>	25 vs. Rutgers (Jan. 18, 2003)	Penn, 27 (Dec. 1, 2007)



# 2008-09 MEN'S BASKETBALL GAME NOTES

## HEAD COACH JAY WRIGHT

### The Wright Numbers

**Lifetime:** 272-168 (.618)  
**Villanova (2001-present):** 149-83 (.642)  
**Hofstra (1994-2001):** 122-85 (.589)  
**Big East Regular Season:** 64-50 (.561)  
**America East Regular Season:** 76-48 (.613)  
**NCAA Record:** 7-6 (.538); six appearances  
**NIT Record:** 4-4 (.500); four appearances  
**Big East Tournament:** 7-7 (.500)

### Jay Wright vs. All Opponents

Albany	2-0	Middle Tennessee	1-0
American (PR)	1-0	Monmouth	2-0
Arizona	1-0	UMKC	0-1
Army	2-0	Navy	1-0
Belmont	2-0	New Hampshire	10-4
Binghamton	1-0	New Mexico	1-0
Boston College	4-4	New Mexico St.	0-1
Boston University	7-7	North Carolina	0-1
Bucknell	5-0	North Carolina State	0-1
California	0-1	Northeastern	11-5
Chaminade	0-1	Northern Ill.	1-0
Cincinnati	2-1	Northwood	1-0
Clemson	1-0	Notre Dame	4-5
Colgate	2-1	Ohio State	0-1
Coll. of Charleston	1-1	Oklahoma	2-0
Colorado	0-1	Oklahoma State	0-1
Colgate	2-0	Penn	6-3
Columbia	2-0	Penn State	0-1
Connecticut	4-7	Pittsburgh	3-6
Cornell	1-0	Providence	7-4
Dartmouth	1-0	Redlands	1-0
Dayton	1-1	Rider	2-0
Delaware	8-10	Rutgers	7-4
Delaware State	1-0	St. John's	6-6
DePaul	3-2	Saint Joseph's	4-3
Drexel	10-10	Santa Clara	1-0
Eastern Washington	1-0	Seton Hall	6-2
Fairfield	0-1	Siena	1-1
Florida	1-0	Southern Miss	0-1
Florida Atlantic	3-0	SW Texas St.	0-1
Florida Int.	2-0	Stony Brook	10-0
Fordham	5-1	Syracuse	7-4
George Mason	1-0	Temple	6-2
Georgetown	5-6	Texas	1-1
Georgia Tech	1-1	Towson	11-1
Grambling	1-0	UCLA	1-1
Hartford	11-4	UMBC	2-0
Hawaii-Pacific	1-0	UNCG	1-0
Iona	2-2	UCF	1-0
Iowa	1-0	USF	2-0
Kansas	1-2	Vanderbilt	0-1
Kentucky	0-1	Vermont	8-8
Lafayette	1-0	Villanova	0-2
La Salle	6-1	Virginia	1-0
Lehigh	1-1	VMI	1-0
Longwood	1-0	Virginia Tech	4-1
Louisiana Tech	1-0	West Virginia	3-5
Louisville	3-2	Wichita State	1-0
Loyola Mary.	1-0	Xavier	0-2
LSU	1-0	Yale	0-1
Maine	10-4	Youngstown St.	2-0
Manhattan	2-3		
Marquette	1-3		
Maryland	0-1		
Memphis	0-2		
Miami	3-3		
Michigan State	1-0		

### Jay Wright Year-by-Year

<u>Year</u>	<u>Institution</u>	<u>Record</u>	<u>Postseason</u>
1994-95	Hofstra University	10-18	None
1995-96	Hofstra University	9-18	None
1996-97	Hofstra University	12-15	None
1997-98	Hofstra University	19-12	None
1998-99	Hofstra University	22-10	NIT
1999-00	Hofstra University	24-7	NCAA
2000-01	Hofstra University	26-5	NCAA
2001-02	Villanova University	19-13	NIT
2002-03	Villanova University	15-16	NIT
2003-04	Villanova University	18-17	NIT
2004-05	Villanova University	24-8	NCAA
2005-06	Villanova University	28-5	NCAA
2006-07	Villanova University	22-11	NCAA
2007-08	Villanova University	22-13	NCAA
2008-09	Villanova University	2-0	
<b>Totals</b>		<b>272-168</b>	

### Biographical Information

**Date of Birth:** Dec. 24, 1961  
**Education:** Council Rock High School (1979); Bucknell University (1983)  
**Assistant Coaching Experience:** University of Rochester (1984-86); Drexel University (1986-87); Villanova University (1987-92); UNLV (1992-94)  
**Head Coaching Experience:** Hofstra (1994-2001); Villanova (2001-present)

### Wright Stuff

Six men who have served on Jay Wright's staff have moved on to either college head coaching or NBA staff positions in recent years.

- **Tom Pecora** (Hofstra): Pecora served on Wright's staff for seven years in Hempstead, N.Y., and assumed command when Wright came to Villanova in 2001.

- **Joe Jones** (Columbia): Jones worked for Wright at Hofstra and again at Villanova. He is now in his sixth season in the Ivy League.

- **Billy Lange** (Navy): Lange served three seasons on Wright's staff at Villanova and was hired in Annapolis in March, 2004.

- **Fred Hill** (Rutgers): The former VU Associate Head Coach is in his third season as the head coach of the Scarlet Knights.

- **Ed Pinckney** (Minnesota Timberwolves): Pinckney spent four seasons on Jay Wright's staff at Villanova and is now in his second season as an assistant coach with the Minnesota Timberwolves.

- **Brett Gunning** (Houston Rockets): An assistant and associate head coach to Jay Wright at both Hofstra and Villanova, Brett Gunning is in his first season as the director of player development for the Rockets.



# 2008-09 MEN'S BASKETBALL GAME NOTES

## Villanova Individual Season Highs

--Villanova--

<b>POINTS:</b>	Cunningham	31	(vs. Fordham, Nov. 14)	<b>POINTS</b>	High	56	(vs. Fordham, Nov. 14)
	Fisher	17	(vs. Fordham, Nov. 14)	(First Half)	Low	40	(vs. Albany, Nov. 14)
	Stokes	17	(vs. Fordham, Nov. 14)				
<b>FIELD GOALS</b>	Cunningham	11	(vs. Fordham, Nov. 14)	<b>POINTS</b>	High	51	(vs. Fordham, Nov. 14)
	Cunningham	6	(vs. Albany, Nov. 14)	(Second Half)	Low	38	(vs. Albany, Nov. 14)
<b>FG ATTEMPTS</b>	Cunningham	17	(vs. Fordham, Nov. 14)	<b>TOTAL POINTS</b>	High	107	(vs. Fordham, Nov. 14)
	Reynolds	11	(vs. Albany, Nov. 14)		Low	78	(vs. Albany, Nov. 14)
<b>FG PCT.</b>	Pena	.714 (5-7)	(vs. Albany, Nov. 14)	<b>FIELD GOALS</b>	High	35	(vs. Fordham, Nov. 14)
	Cunningham	.667 (6-9)	(vs. Albany, Nov. 14)		Low	28	(vs. Albany, Nov. 14)
<b>3-PT. FG</b>	Stokes	3	(vs. Fordham, Nov. 14)	<b>FG ATTEMPTS</b>	High	60	(vs. Fordham, Nov. 14)
	Stokes	3	(vs. Albany, Nov. 14)		Low	51	(vs. Albany, Nov. 14)
<b>3-PT. FG ATT.</b>	Reynolds	6	(vs. Albany, Nov. 14)	<b>FG PCT.</b>	High	.583	(vs. Fordham, Nov. 14)
	Stokes	4	(vs. Albany, Nov. 14)		Low	.549	(vs. Albany, Nov. 14)
<b>3-PT. PCT</b>	Stokes	1.000 (3-3)	(vs. Fordham, Nov. 14)	<b>3-PT. FG</b>	High	7	(vs. Fordham, Nov. 14)
					Low	6	(vs. Albany, Nov. 14)
<b>FREE THROWS</b>	Cunningham	9	(vs. Fordham, Nov. 14)	<b>3-PT. ATT</b>	High	15	(vs. Albany, Nov. 14)
	Fisher	7	(vs. Fordham, Nov. 14)		Low	14	(vs. Fordham, Nov. 14)
<b>FT ATTEMPTS</b>	Cunningham	12	(vs. Fordham, Nov. 14)	<b>3-PT. FG PCT.</b>	High	.500	(vs. Fordham, Nov. 14)
	Fisher	8	(vs. Fordham, Nov. 14)		Low	.400	(vs. Albany, Nov. 14)
<b>FT PCT. (Min. 3)</b>	Stokes	1.000 (6-6)	(vs. Fordham, Nov. 14)	<b>FREE THROWS</b>	High	30	(vs. Fordham, Nov. 14)
	Fisher	1.000 (4-4)	(vs. Albany, Nov. 14)		Low	16	(vs. Albany, Nov. 14)
<b>REBOUNDS</b>	Cunningham	11	(vs. Fordham, Nov. 14)	<b>FT ATTEMPTS</b>	High	36	(vs. Fordham, Nov. 14)
	Stokes	8	(vs. Fordham, Nov. 14)		Low	21	(vs. Albany, Nov. 14)
<b>ASSISTS</b>	Reynolds	7	(vs. Fordham, Nov. 14)	<b>FT PCT.</b>	High	.833	(vs. Fordham, Nov. 14)
	Reynolds	6	(vs. Fordham, Nov. 14)		Low	.762	(vs. Albany, Nov. 14)
<b>TURNOVERS</b>	Fisher	3	(vs. Albany, Nov. 14)	<b>REBOUNDS</b>	High	45	(vs. Fordham, Nov. 14)
					Low	33	(vs. Albany, Nov. 14)
<b>BLOCKS</b>	Drummond	1	(vs. Albany, Nov. 14)	<b>ASSISTS</b>	High	23	(vs. Fordham, Nov. 14)
	Pena	1	(vs. Albany, Fordham)		Low	18	(vs. Albany, Nov. 14)
	Cunningham	1	(vs. Fordham, Nov. 14)	<b>TURNOVERS</b>	High	14	(vs. Albany, Nov. 14)
<b>STEALS</b>	Fisher	4	(vs. Albany, Nov. 14)		Low	9	(vs. Fordham, Nov. 14)
				<b>BLOCKS</b>	High	2	(vs. Albany, Nov. 14)
					Low	2	(vs. Fordham, Nov. 14)
				<b>STEALS</b>	High	8	(vs. Albany, Nov. 14)
					Low	6	(vs. Fordham, Nov. 14)

## Team High & Lows



# 2008-09 MEN'S BASKETBALL GAME NOTES

## Wildcats' Record When ...

### RECORDS

Overall: 2-0  
 Home: 2-0  
 Away: 0-0  
 Neutral: 0-0  
 Big East: 0-0  
 Non-Conference: 2-0  
 Big Five: 0-0  
 In Overtime: 0-0  
 At the Pavilion: 2-0  
 At the Wachovia Center: 0-0  
 At the Wachovia Spectrum: 0-0

### MONTH BY MONTH

November: 2-0  
 December: 0-0  
 January: 0-0  
 February: 0-0  
 March: 0-0

### AGAINST THE CONFERENCES

America East: 1-0  
 Atlantic 10: 1-0  
 Big 12: 0-0  
 Big East: 0-0  
 Big Ten: 0-0  
 Colonial Athletic: 0-0  
 Great West: 0-0  
 Ivy League: 0-0  
 Metro Atlantic Athletic: 0-0  
 Northeast: 0-0  
 Patriot League: 0-0

### Streaks

**Current Streak** .....W2  
**Longest Streak** .....W2  
**Highest FG Percentage in a Game** ..... 583  
**Lowest FG Percentage in a Game** .....549  
**When Leading at Halftime** .....2-0  
**When Tied at Halftime** .....0-0  
**When Trailing at Halftime** .....0-0  
**In Overtime** .....0-0

### Leads and Deficits

**Biggest Halftime Lead** .....18  
**Biggest Halftime Lead Blown** .....  
**Biggest Halftime Deficit** .....  
**Biggest Halftime Deficit Overcome** .....  
**Biggest Overall Lead** .....42  
**Biggest Overall Lead Blown** .....  
**Highest Margin of Victory** .....39  
**Biggest Overall Deficit** .....2  
**Biggest Overall Deficit Overcome** .....2  
**Biggest Margin of Defeat** .....

## Point Margins of Victory

1 2 3 4 5 6 7 8 9 10 11 12 13 14 15 16 17 18 19 20+  
 1 1

## Point Margins of Defeat

1 2 3 4 5 6 7 8 9 10 11 12 13 14 15 16 17 18 19 20+

## Individual Highlights

**Games Leading Villanova in Scoring:** Cunningham 2, Reynolds 1, Stokes 1

**Games Leading Villanova in Rebounding:** Cunningham 2

**Games Leading Villanova in Assists:** Reynolds 2

**Games Leading Villanova in Steals:** Fisher 2, Reynolds 1

**Games Leading Villanova in Blocks:** Pena 2, Drummond 1, Cunningham 1

**20+ point games:** Cunningham 1

**Double figure scoring games:** Reynolds 2, Stokes 2, Cunningham 2, Pena 2, Fisher 2, Redding 1

**Double figure rebounding games:** Cunningham 1

## Record When Scoring

**Villanova scores 59 or less:** .....0-0  
**Villanova scores 60-69 points:** .....0-0  
**Villanova scores 70-79 points:** .....1-0  
**Villanova scores 80-89 points:** .....0-0  
**Villanova scores 90 points or more:** .....1-0


**Opponent scores less than 50 points:** .....0-0  
**Opponent scores 50-59 points:** .....0-0  
**Opponent scores 60-69 points:** .....2-0  
**Opponent scores 70-79 points:** .....0-0  
**Opponent scores 80-89 points:** .....0-0  
**Opponent scores more than 90 points:** .....0-0

**Games decided by five points or less:** .....0-0  
**Games decided by 6-10 points:** .....0-0  
**Games decided by 11 points or more:** .....1-0  
**Games decided by 20 points or more:** .....1-0



**Dwayne Anderson (#22)**  
**6-6 • 215**  
**Senior • Guard/Forward**  
**Silver Spring, Md.**  
**St. Thomas More**

**2008-09 Highlights:** Sidelined indefinitely by a stress fracture in his left foot that was diagnosed by an MRI on Nov. 13 ... Scored six points and collected two rebounds in 26 minutes of VU's 75-37 exhibition victory over Northwood.



**Shane Clark (#20)**  
**6-7 • 205**  
**Senior • Forward**  
**Philadelphia, Pa.**  
**Hargrave Military Academy**

**2008-09 Highlights:** Underwent arthroscopic surgery on his right knee on Nov. 6 at Bryn Mawr Hospital ... Returned to the lineup in 11 days to play 16 minutes off the bench in a 107-68 victory over Fordham at the Pavilion on Nov. 17 ... Contributed eight points in that outing.

**Career Highs**

**2008-09**

Points	18, vs. Iowa (11/20/06)
Rebounds	11, vs. Providence (3/8/08)
Assists	4, vs. Providence (3/8/08)
Steals	4, six times (last on 3/28/08)
Blocks	2, twice (last on 3/28/08)
Minutes:	40, vs. Providence (3/8/08)
Field Goals	6, vs. Iowa (11/20/06)
3-PT Goals	5, vs. West Virginia (2/20/08)
Free Throws	8, vs. Providence (3/8/08)

**Career Highs**

**2008-09**

Points	25, vs. Stony Brook (11/9/07)	8 vs. Fordham (11/17/08)
Rebounds	12, three times (last on 11/18/07)	1 vs. Fordham (11/17/08)
Assists	4, vs. George Mason (11/23/07)	1 vs. Fordham (11/17/08)
Steals	3, vs. La Salle (12/29/07)	
Blocks	2, five times (last on 3/8/08)	
Minutes:	36, two times (last on 12/9/08)	16 vs. Fordham (11/17/08)
Field Goals	8, vs. Stony Brook (11/9/07)	3 vs. Fordham (11/17/08)
3-PT Goals	4, two times (last on 11/9/07)	
Free Throws	8, vs. Providence (3/8/08)	2 vs. Fordham (11/17/08)



**Jason Colenda (#4)**  
**6-0 • 205**  
**Junior • Guard**  
**Fairfax, Va.**  
**Bishop O'Connell**

**2008-09 Highlights:** Played a career-high six minutes, including his first ever time in the first half, in a 107-68 win over Fordham on Nov. 17 ... Added one rebound and one assist ... Did not score in one minute of action against Albany on Nov. 14 ... Came up with one steal in two minutes of action in the exhibition win over Northwood on Nov. 6.




**Dante Cunningham (#33)**  
**6-8 • 230**  
**Senior • Forward**  
**Silver Spring, Md.**  
**Potomac**

**2008-09 Highlights:** Established a new career high with 31 points in a 107-68 win over Fordham on Nov. 17 ... Also added 11 rebounds for his sixth career double-double ... Provided 13 points on 6-of-9 shooting from the field in a 78-60 victory over Albany on Nov. 14 ... Also added six rebounds and two steals.


	<u>Career Highs</u>	<u>2008-09</u>
Points	N/A	
Rebounds	1 twice, last vs. Fordham	1 vs. Fordham (11/17/08)
Assists	1 twice, last vs. Fordham	1 vs. Fordham (11/17/08)
Steals	N/A	
Blocks	N/A	
Minutes:	6 vs. Fordham (11/17/08)	6 vs. Fordham (11/17/08)
Field Goals	N/A	
3-PT Goals	N/A	
Free Throws	N/A	

	<u>Career Highs</u>	<u>2008-09</u>
Points	31 vs. Fordham (11/17/08)	31 vs. Fordham (11/17/08)
Rebounds	13, two times (last on 1/16/08)	11 vs. Fordham (11/17/08)
Assists	4, vs. Providence (3/8/08)	3 (vs. Albany 11/14/08)
Steals	5, two times (last on 2/23/08)	2 (vs. Albany 11/14/08)
Blocks	4, vs. La Salle (12/22/05)	1 vs. Fordham (11/17/08)
Minutes:	39, vs. Connecticut (2/23/08)	30 (vs. Albany 11/14/08)
Field Goals	11 vs. Fordham (11/17/08)	11 vs. Fordham (11/17/08)
3-PT Goals	1, vs. La Salle (12/23/06)	
Free Throws	13, vs. Seton Hall (2/9/08)	9 vs. Fordham (11/17/08)



**Casim Drummond (#5)**  
**6-10 • 280**  
**Junior • Center**  
**East Orange, N.J.**  
**Bloomfield Tech**

**2008-09 Highlights:** Sidelined by a soreness in his left foot against Fordham ... Is considered day-to-day ... Supplied four points, five rebounds and one blocked shot in 17 minutes of a 78-60 win over Albany on Nov. 14.



**Corey Fisher (#10)**  
**6-1 • 185**  
**Sophomore • Guard**  
**Bronx, N.Y.**  
**St. Patrick's (N.J.)**

**2008-09 Highlights:** Dropped in 17 points and added four assists in a 107-68 win over Fordham on Nov. 17 at the Pavilion ... Added 10 points and five assists in 30 minutes of a 78-60 win over Albany on opening night (Nov. 14).

**Career Highs**

**2008-09**

Points	11, vs. Syracuse (2/2/08)	4 (vs. Albany 11/14/08)
Rebounds	17, vs. N.C. State (11/25/07)	5 (vs. Albany 11/14/08)
Assists	3, vs. N.C. State (11/25/07)	
Steals	2, two times (last on 12/1/07)	
Blocks	2, three times (last on 2/2/08)	1 (vs. Albany 11/14/08)
Minutes:	26, two times (last on 11/25/07)	17 (vs. Albany 11/14/08)
Field Goals	5, two times (last on 2/2/08)	1 (vs. Albany 11/14/08)
3-PT Goals	N/A	
Free Throws	4, vs. South Florida (3/5/08)	2 (vs. Albany 11/14/08)

**Career Highs**

**2008-09**


Points	23, vs. DePaul (1/3)	17 vs. Fordham (11/17/08)
Rebounds	5, vs. West Virginia (2/20)	2 twice, last vs. Fordham
Assists	8, vs. Marquette (2/25)	5 (vs. Albany 11/14/08)
Steals	4, vs. Penn (12/1)	4 (vs. Albany 11/14/08)
Blocks		
Minutes:	37, vs. Seton Hall (2/9)	30 twice, last vs. Fordham
Field Goals	9, vs. N.C. State (11/25)	4 vs. Fordham (11/17/08)
3-PT Goals	5, vs. Syracuse (2/2)	2 vs. Fordham (11/17/08)
Free Throws	9, two times (last on 3/21)	7 vs. Fordham (11/17/08)



**Antonio Pena (#0)**  
**6-8 • 235**  
**Sophomore • Forward**  
**Brooklyn, N.Y.**  
**St. Thomas More**

**2008-09 Highlights:** Delivered 10 points, six rebounds and three assists in a 107-68 win over Fordham on Nov. 17 ... Contributed 12 points and five rebounds in Villanova's 78-60 win over Albany at the Pavilion on Nov. 14.

**Reggie Redding (#15)**  
**6-5 • 205**  
**Junior • Guard**  
**Philadelphia, Pa.**  
**St. Joseph's Prep**



**2008-09 Highlights:** Scored nine points on 4-of-5 shooting from the field to go with four rebounds in a 107-68 triumph over Fordham on Nov. 17 ... Added 11 points and four rebounds in a 78-60 win over Albany on Nov. 14.

**Career Highs**

**2008-09**

Points	17, three times (last on 1/26/08)	12 (vs. Albany 11/14/08)
Rebounds	10, vs. Pittsburgh (1/30/08)	6 vs. Fordham (11/17/08)
Assists	3, six times (last vs. Fordham)	3 vs. Fordham (11/17/08)
Steals	3, vs. Pittsburgh (1/6/08)	
Blocks	2, vs. St. John's (2/16/08)	1 twice, last vs. Fordham
Minutes:	34, vs. Pittsburgh (1/30/08)	28 (vs. Albany 11/14/08)
Field Goals	8, vs. Notre Dame (1/26/08)	5 (vs. Albany 11/14/08)
3-PT Goals	1, two times (last on 12/9/08)	
Free Throws	7, vs. DePaul (1/16/08)	2 twice, last vs. Fordham

**Career Highs**

**2008-09**

Points	14, vs. Central Florida (11/22/07)	11 (vs. Albany 11/14/08)
Rebounds	7, vs. Louisiana State (12/6/07)	4 twice, last vs. Fordham
Assists	6, vs. Syracuse (2/2/08)	4 vs. Fordham (11/17/08)
Steals	4, two times (last on 1/6/08)	1 (vs. Albany 11/14/08)
Blocks	3, vs. Syracuse (1/19/08)	
Minutes:	38, vs. Bucknell (11/18/07)	26 (vs. Albany 11/14/08)
Field Goals	5, two times (last on 11/22/07)	4 twice, last vs. Fordham
3-PT Goals	2, three times (last on 11/23/07)	1 twice, last vs. Fordham
Free Throws	5, vs. DePaul (1/3/08)	2 (vs. Albany 11/14/08)



**Scottie Reynolds (#1)**  
**6-2 • 195**  
**Junior • Guard**  
**Herndon, Va.**  
**Herndon**

**2008-09 Highlights:** Named a pre-season All-BIG EAST choice ... Also listed on the pre-season Wooden Award list, which includes 50 of the nation's top players ... Had 11 points to go with seven assists in a 107-68 win over Fordham on Nov. 17 ... Delivered all 13 of his points in the second half against Albany on Nov. 14 in the season opener.

	<u>Career Highs</u>	<u>2008-09</u>
Points	40, vs. Connecticut (2/28/07)	13 (vs. Albany 11/14/08)
Rebounds	8, two times (last on 3/23/08)	2 (vs. Albany 11/14/08)
Assists	10, vs. Louisville (2/3/07)	6 (vs. Albany 11/14/08)
Steals	4, five times (last on 3/5/08)	2 (vs. Albany 11/14/08)
Blocks	1, five times (last on 1/23/08)	
Minutes:	40, three times (last on 3/8/07)	30 (vs. Albany 11/14/08)
Field Goals	12, vs. Connecticut (2/28/07)	4 (vs. Albany 11/14/08)
3-PT Goals	7, vs. DePaul (1/6/07)	2 (vs. Albany 11/14/08)
Free Throws	13, vs. DePaul (3/7/07)	3 (vs. Albany 11/14/08)



**Corey Stokes (#24)**  
**6-5 • 195**  
**Sophomore • Guard**  
**Bayonne, N.J.**  
**St. Benedict's**

**2008-09 Highlights:** Was 3-of-3 from beyond the arc en route to 17 points in a 107-68 win over Fordham on Nov. 17 ... Also collected a career-high eight rebounds ... Chipped in with 13 points, including 3-of-4 from beyond the 3-point arc, in a 78-60 victory over Albany on Nov. 14 at the Pavilion.

	<u>Career Highs</u>	<u>2008-09</u>
Points	20, vs. Siena (3/23/08)	17 vs. Fordham (11/17/08)
Rebounds	6 vs. Fordham (11/17/08)	6 vs. Fordham (11/17/08)
Assists	3, vs. Syracuse (3/12/08)	2 vs. Fordham (11/17/08)
Steals	2, two times (last on 3/12)	1 vs. Fordham (11/17/08)
Blocks	1, three times (last on 2/23)	
Minutes:	34, vs. Siena (3/23)	31 vs. Fordham (11/17/08)
Field Goals	8, vs. Siena (3/23)	4 twice, last vs. Fordham
3-PT Goals	4, two times (last on 3/12)	3 twice, last vs. Fordham
Free Throws	6 vs. Fordham (11/17/08)	6 vs. Fordham (11/17/08)



**Frank Tchuisi (#42)**  
**6-8 • 215**  
**Junior • Forward**  
**Douala, Cameroon**  
**St. Benedict's**

**2008-09 Highlights:** Posted new career highs in points (4) and minutes (14) in a 107-68 win over Fordham on Nov. 17 ... Came off the bench to play a career-high 11 minutes in the Nov. 14 season opening victory over Albany ... Added two points and three rebounds.



**Russell Wooten (#23)**  
**6-4 • 210**  
**Junior • Forward**  
**Chula Vista, Calif.**  
**St. Augustine**

**2008-09 Highlights:** Saw five minutes of action with one rebound in a 107-68 win over Fordham on Nov. 17 ... Appeared as a Wildcat for the first time and picked up his first career rebound in a 78-60 win over Albany.

**Career Highs**

**2008-09**

Points	4 vs. Fordham (11/17/08)	4 vs. Fordham (11/17/08)
Rebounds	3 (vs. Albany 11/14/08)	3 (vs. Albany 11/14/08)
Assists	1, vs. La Salle (12/22/05)	
Steals	1, vs. La Salle (12/22/05)	
Blocks	2, vs. Penn (12/2/06)	
Minutes:	14 vs. Fordham (11/17/08)	14 vs. Fordham (11/17/08)
Field Goals	2 vs. Fordham (11/17/08)	2 vs. Fordham (11/17/08)
3-PT Goals		
Free Throws	2, vs. Penn (12/2/06)	

**2008-09/Career Highs**

Points	
Rebounds	1 twice, last vs. Fordham (11/17/08)
Assists	
Steals	
Blocks	
Minutes:	5 vs. Fordham (11/17/08)
Field Goals	
3-PT Goals	
Free Throws	




**Taylor King (#31)**

**6-6 • 230**

**Redshirt Freshman • Forward**  
**Huntington Beach, Calif.**  
**Santa Ana Mater Dei**

**2008-09 Highlights:** Will sit out the season as a redshirt after transferring from Duke.



**Maurice Sutton (#21)**

**6-11 • 215**

**Freshman • Forward/Center**  
**Upper Marlboro, Md.**  
**Largo**

**2008-09 Highlights:**

**Career Highs (Duke)**

Points 27, vs. E. Kentucky (11/25/07)  
Rebounds 6, twice (last on 2/23/08)  
Assists 3, vs. N.C. Central (11/9/07)  
Steals 3, vs. E. Kentucky (11/25/07)  
Blocks 2, three times (last on 1/16/08)  
Minutes: 21, vs. E. Kentucky (11.25/07)  
Field Goals 9, vs. E. Kentucky (11/25/07)  
3-PT Goals 6, vs. E. Kentucky (11/25/07)  
Free Throws 4, vs. Temple (1/9/08)

**2008-09/Career Highs**

Points  
Rebounds  
Assists  
Steals  
Blocks  
Minutes:  
Field Goals  
3-PT Goals  
Free Throws



Villanova 78, Albany 60

November 14, 2008 ~ The Pavilion ~ Villanova, Pa.

VISITORS: Albany 0-1

##	Player Name	TOT-PG		3-PT		REBOUNDS			PF	TP	A	TO	BLK	S	MIN
		FG-FGA	FG-FGA	FT-FTA	OF	DE	TOT								
03	HARRIS, Will.....	f	5-12	2-6	1-1	1	2	3	2	13	5	3	0	1	34
33	CONNELLY, Brian.....	f	2-4	0-0	0-0	1	1	2	4	4	1	2	0	2	26
54	GIFFORD, Brett.....	c	2-2	0-0	0-0	3	4	7	3	4	0	2	1	0	24
11	RAFFA, Anthony.....	g	5-9	2-3	1-2	2	3	5	1	13	0	4	0	1	24
23	AMBROSE, Tim.....	g	4-9	0-3	0-3	2	3	5	2	8	2	4	0	1	20
01	ALLEN, Billy.....	g	1-1	1-1	0-0	0	0	0	1	3	0	0	0	1	4
05	HASTINGS, Jerel.....	g	0-0	0-0	4-6	1	0	1	1	4	0	0	0	0	13
12	McRAE, Scotty.....	g	2-4	1-2	1-1	0	2	2	0	6	0	2	2	1	9
21	JOHNSON, Mike.....	g	0-5	0-2	1-3	0	1	1	3	1	3	2	0	1	22
32	BARRAZA, Louis.....	g	1-5	1-3	0-0	0	0	0	2	3	1	0	0	0	11
42	COVINGTON, Jimmie.....	g	0-0	0-0	1-2	0	0	0	1	1	0	1	0	0	13
TEAM.....						2	2	4							
Totals.....			22-51	7-20	9-18	12	18	30	20	60	12	20	3	8	200

TOTAL FG% 1st Half: 8-24 33.3% 2nd Half: 14-27 51.9% Game: 43.1% DEADB  
 3-Pt. FG% 1st Half: 3-11 27.3% 2nd Half: 4-9 44.4% Game: 35.0% REBS  
 F Throw % 1st Half: 5-7 71.4% 2nd Half: 4-11 36.4% Game: 50.0% 1

HOME TEAM: Villanova 1-0

##	Player Name	TOT-PG		3-PT		REBOUNDS			PF	TP	A	TO	BLK	S	MIN
		FG-FGA	FG-FGA	FT-FTA	OF	DE	TOT								
00	PENA, Antonio.....	f	5-7	0-0	2-4	2	3	5	0	12	2	2	1	0	28
33	CUNNINGHAM, Dante....	f	6-9	0-0	1-3	3	3	6	2	13	3	2	0	1	30
01	REYNOLDS, Scottie....	g	4-11	2-6	3-3	0	1	1	3	13	6	1	0	2	30
10	FISHER, Corey.....	g	3-6	0-2	4-4	0	2	2	3	10	5	3	0	4	30
24	STOKES, Corey.....	g	4-6	3-4	2-2	0	0	0	3	13	0	1	0	0	26
04	COLEND, Jason.....	g	0-0	0-0	0-0	0	0	0	0	0	0	1	0	0	1
05	DRUMMOND, Casiem....	g	1-1	0-0	2-2	1	4	5	4	4	0	1	1	0	17
15	REDDING, Reggie.....	g	4-7	1-3	2-2	0	4	4	1	11	2	1	0	1	26
23	WOOTEN, Russell.....	g	0-0	0-0	0-0	1	0	1	1	0	0	0	0	0	11
42	TCHUISI, Frank.....	g	1-4	0-0	0-1	0	3	3	2	2	0	2	0	0	11
TEAM.....						1	5	6							
Totals.....			28-51	6-15	16-21	8	25	33	19	78	18	14	2	8	200

TOTAL FG% 1st Half: 17-29 58.6% 2nd Half: 11-22 50.0% Game: 54.9% DEADB  
 3-Pt. FG% 1st Half: 2-6 33.3% 2nd Half: 4-9 44.4% Game: 40.0% REBS  
 F Throw % 1st Half: 4-7 57.1% 2nd Half: 12-14 85.7% Game: 76.2% 2

Officials: Reggie Greenwood, Tim Clougherty, John Gaffney

Technical fouls: Albany-None. Villanova-None.

Attendance: 6500

Score by Periods	1st	2nd	Total
Albany.....	24	36	60
Villanova.....	40	38	78

Villanova 107, Fordham 68

November 17, 2008 ~ The Pavilion ~ Villanova, Pa.

VISITORS: Fordham 0-2

##	Player Name	TOT-PG		3-PT		REBOUNDS			PF	TP	A	TO	BLK	S	MIN
		FG-FGA	FG-FGA	FT-FTA	OF	DE	TOT								
50	BETHEL, Chris.....	f	4-13	0-3	1-2	4	7	11	5	9	0	0	1	0	27
01	FONTAN, Jio.....	g	5-10	1-3	2-3	3	0	3	4	13	5	4	0	0	29
03	BLUE, Trey.....	g	3-5	2-3	3-3	0	0	0	5	11	1	2	0	0	18
04	TANNER, Herb.....	g	2-6	1-2	2-2	1	2	3	3	7	2	1	0	1	33
24	BUTLER, Brenton.....	g	6-19	3-11	2-2	2	2	4	2	17	4	2	0	0	35
14	HAGE, Ryan.....	g	0-0	0-0	0-0	0	0	0	0	0	0	0	0	0	1
15	THOMAS, Lamar.....	g	0-0	0-0	0-0	0	0	0	0	0	0	0	0	0	2
20	BECK, Matt.....	g	0-0	0-0	0-0	0	0	0	0	0	0	0	0	0	1
21	ESTWICK, Alberto.....	g	2-5	1-2	2-2	1	0	1	0	7	0	2	0	0	22
23	MOORE, Mike.....	g	1-6	0-2	0-0	0	0	0	3	2	0	0	0	0	8
25	WING, Zach.....	g	0-0	0-0	0-2	0	2	2	2	0	0	0	0	0	17
44	DEVINE, Luke.....	g	0-1	0-0	2-2	0	1	1	1	2	0	0	1	0	7
TEAM.....						1	2	3							
Totals.....			23-65	8-26	14-18	12	16	28	25	68	12	11	2	1	200

TOTAL FG% 1st Half: 12-36 33.3% 2nd Half: 11-29 37.9% Game: 35.4% DEADB  
 3-Pt. FG% 1st Half: 5-19 26.3% 2nd Half: 3-7 42.9% Game: 30.8% REBS  
 F Throw % 1st Half: 9-12 75.0% 2nd Half: 5-6 83.3% Game: 77.8% 1

HOME TEAM: Villanova 2-0

##	Player Name	TOT-PG		3-PT		REBOUNDS			PF	TP	A	TO	BLK	S	MIN
		FG-FGA	FG-FGA	FT-FTA	OF	DE	TOT								
00	PENA, Antonio.....	f	4-5	0-0	2-2	3	3	6	3	10	3	2	1	0	24
33	CUNNINGHAM, Dante....	f	11-17	0-0	9-12	6	5	11	2	31	1	1	1	1	29
01	REYNOLDS, Scottie....	g	3-9	1-4	4-4	1	3	4	3	11	7	1	0	2	22
10	FISHER, Corey.....	g	4-10	2-4	7-8	0	2	2	3	17	4	1	0	2	30
24	STOKES, Corey.....	g	4-6	3-3	6-6	1	7	8	2	17	2	1	0	1	31
04	COLEND, Jason.....	g	0-0	0-0	0-0	0	1	1	0	0	0	1	0	0	6
15	REDDING, Reggie.....	g	4-5	1-2	0-0	0	4	4	4	9	4	1	0	0	23
20	CLARK, Shane.....	g	3-5	0-1	2-2	0	1	1	3	8	1	1	0	0	16
23	WOOTEN, Russell.....	g	0-0	0-0	0-0	1	0	1	1	0	0	0	0	0	5
42	TCHUISI, Frank.....	g	2-3	0-0	0-2	0	1	1	2	4	0	0	0	0	14
TEAM.....						6	6								
Totals.....			35-60	7-14	30-36	12	33	45	23	107	23	9	2	6	200

TOTAL FG% 1st Half: 18-32 56.3% 2nd Half: 17-28 60.7% Game: 58.3% DEADB  
 3-Pt. FG% 1st Half: 4-8 50.0% 2nd Half: 3-6 50.0% Game: 50.0% REBS  
 F Throw % 1st Half: 16-19 84.2% 2nd Half: 14-17 82.4% Game: 83.3% 3

Officials: Pat Driscoll, Jeff Clark, James Breeding

Technical fouls: Fordham-FONTAN, Jio. Villanova-REDDING, Reggie.

Attendance: 6500

Score by Periods	1st	2nd	Total
Fordham.....	38	30	68
Villanova.....	56	51	107

CUNNINGHAM --> CAREER HIGH POINTS



INDIVIDUAL GAME-BY-GAME STATISTICS

#0 Antonio Pena

Opponent	Date	GS	Min	FG-FGA	PCT	3FG-FGA	PCT	FT-FTA	PCT	OFF	DEF	TOT	AVG	PF	FO	A	TO	BLK	STLS	PTS	AVG
Albany	11/14	*	28	5-7	.714	0-0	---	2-4	.500	2	3	5	5.0	0	0	2	2	1	0	12	12.0
Fordham	11/17	*	24	4-5	.800	0-0	---	2-2	1.000	3	3	6	5.5	3	0	3	2	1	0	10	11.0
<b>TOTALS</b>		<b>2</b>	<b>52</b>	<b>9-12</b>	<b>.750</b>	<b>0-0</b>	<b>---</b>	<b>4-6</b>	<b>.667</b>	<b>5</b>	<b>6</b>	<b>11</b>	<b>5.5</b>	<b>3</b>	<b>0</b>	<b>5</b>	<b>4</b>	<b>2</b>	<b>0</b>	<b>22</b>	<b>11.0</b>

Games Played: 2  
Minutes/Game: 26.0  
Points/Game: 11.0  
FG Pct: 75.4  
3FG Pct: ---  
FT Pct: 66.7

Rebounds/Game: 5.5  
Assists/Game: 2.5  
Turnovers/Game: 2.0  
Assist/Turnover Ratio: 1.25  
Blocks/Game: 1.0  
Steals/Game: 0.0

#1 Scottie Reynolds

Opponent	Date	GS	Min	FG-FGA	PCT	3FG-FGA	PCT	FT-FTA	PCT	OFF	DEF	TOT	AVG	PF	FO	A	TO	BLK	STLS	PTS	AVG
Albany	11/14	*	30	4-11	.364	2-6	.333	3-3	1.000	0	1	1	1.0	3	0	6	1	0	2	13	13.0
Fordham	11/17	*	22	3-9	.333	1-4	.250	4-4	1.000	1	3	4	2.5	3	0	7	1	0	2	11	12.0
<b>TOTALS</b>		<b>2</b>	<b>52</b>	<b>7-20</b>	<b>.350</b>	<b>3-10</b>	<b>.300</b>	<b>7-7</b>	<b>1.000</b>	<b>1</b>	<b>4</b>	<b>5</b>	<b>2.5</b>	<b>6</b>	<b>0</b>	<b>13</b>	<b>2</b>	<b>0</b>	<b>4</b>	<b>24</b>	<b>12.0</b>

Games Played: 2  
Minutes/Game: 26.0  
Points/Game: 12.0  
FG Pct: 35.0  
3FG Pct: 30.0  
FT Pct: 100.0

Rebounds/Game: 2.5  
Assists/Game: 6.5  
Turnovers/Game: 1.0  
Assist/Turnover Ratio: 6.50  
Blocks/Game: 0.0  
Steals/Game: 2.0

#4 Jason Colenda

Opponent	Date	GS	Min	FG-FGA	PCT	3FG-FGA	PCT	FT-FTA	PCT	OFF	DEF	TOT	AVG	PF	FO	A	TO	BLK	STLS	PTS	AVG
Albany	11/14		1	0-0	---	0-0	---	0-0	---	0	0	0	0.0	0	0	0	1	0	0	0	0.0
Fordham	11/17		6	0-0	---	0-0	---	0-0	---	0	1	1	0.5	0	0	1	0	0	0	0	0.0
<b>TOTALS</b>		<b>0</b>	<b>7</b>	<b>0-0</b>	<b>---</b>	<b>0-0</b>	<b>---</b>	<b>0-0</b>	<b>---</b>	<b>0</b>	<b>1</b>	<b>1</b>	<b>0.5</b>	<b>0</b>	<b>0</b>	<b>1</b>	<b>1</b>	<b>0</b>	<b>0</b>	<b>0</b>	<b>0.0</b>

Games Played: 2  
Minutes/Game: 3.5  
Points/Game: 0.0  
FG Pct: ---  
3FG Pct: ---  
FT Pct: ---

Rebounds/Game: 0.5  
Assists/Game: 0.5  
Turnovers/Game: 0.5  
Assist/Turnover Ratio: 1.00  
Blocks/Game: 0.0  
Steals/Game: 0.0

#5 Casiem Drummond

Opponent	Date	GS	Min	FG-FGA	PCT	3FG-FGA	PCT	FT-FTA	PCT	OFF	DEF	TOT	AVG	PF	FO	A	TO	BLK	STLS	PTS	AVG
Albany	11/14		17	1-1	1.000	0-0	---	2-2	1.000	1	4	5	5.0	4	0	0	1	1	0	4	4.0
<b>TOTALS</b>		<b>0</b>	<b>17</b>	<b>1-1</b>	<b>1.000</b>	<b>0-0</b>	<b>---</b>	<b>2-2</b>	<b>1.000</b>	<b>1</b>	<b>4</b>	<b>5</b>	<b>5.0</b>	<b>4</b>	<b>0</b>	<b>0</b>	<b>1</b>	<b>1</b>	<b>0</b>	<b>4</b>	<b>4.0</b>

Games Played: 1  
Minutes/Game: 17.0  
Points/Game: 4.0  
FG Pct: 100.0  
3FG Pct: ---  
FT Pct: 100.0

Rebounds/Game: 5.0  
Assists/Game: 0.0  
Turnovers/Game: 1.0  
Assist/Turnover Ratio: 0.00  
Blocks/Game: 1.0  
Steals/Game: 0.0

#10 Corey Fisher

Opponent	Date	GS	Min	FG-FGA	PCT	3FG-FGA	PCT	FT-FTA	PCT	OFF	DEF	TOT	AVG	PF	FO	A	TO	BLK	STLS	PTS	AVG
Albany	11/14	*	30	3-6	.500	0-2	.000	4-4	1.000	0	2	2	2.0	3	0	5	3	0	4	10	10.0
Fordham	11/17	*	30	4-10	.400	2-4	.500	7-8	.875	0	2	2	2.0	3	0	4	1	0	2	17	13.5
<b>TOTALS</b>		<b>2</b>	<b>60</b>	<b>7-16</b>	<b>.438</b>	<b>2-6</b>	<b>.333</b>	<b>11-12</b>	<b>.917</b>	<b>0</b>	<b>4</b>	<b>4</b>	<b>2.0</b>	<b>6</b>	<b>0</b>	<b>9</b>	<b>4</b>	<b>0</b>	<b>6</b>	<b>27</b>	<b>13.5</b>

Games Played: 2  
Minutes/Game: 30.0  
Points/Game: 13.5  
FG Pct: 43.8  
3FG Pct: 33.3  
FT Pct: 91.7

Rebounds/Game: 2.0  
Assists/Game: 4.5  
Turnovers/Game: 2.0  
Assist/Turnover Ratio: 2.25  
Blocks/Game: 0.0  
Steals/Game: 3.0



## INDIVIDUAL GAME-BY-GAME STATISTICS

### #15 Reggie Redding

Opponent	Date	GS	Min	FG-FGA	PCT	3FG-FGA	PCT	FT-FTA	PCT	OFF	DEF	TOT	AVG	PF	FO	A	TO	BLK	STLS	PTS	AVG
Albany	11/14		26	4-7	.571	1-3	.333	2-2	1.000	0	4	4	4.0	1	0	2	1	0	1	11	11.0
Fordham	11/17		23	4-5	.800	1-2	.500	0-0	---	0	4	4	4.0	4	0	4	1	0	0	9	10.0
<b>TOTALS</b>		<b>0</b>	<b>49</b>	<b>8-12</b>	<b>.667</b>	<b>2-5</b>	<b>.400</b>	<b>2-2</b>	<b>1.000</b>	<b>0</b>	<b>8</b>	<b>8</b>	<b>4.0</b>	<b>5</b>	<b>0</b>	<b>6</b>	<b>2</b>	<b>0</b>	<b>1</b>	<b>20</b>	<b>10.0</b>

Games Played: 2  
Minutes/Game: 24.5  
Points/Game: 10.0  
FG Pct: 66.7  
3FG Pct: 40.0  
FT Pct: 100.0

Rebounds/Game: 4.0  
Assists/Game: 3.0  
Turnovers/Game: 1.0  
Assist/Turnover Ratio: 3.00  
Blocks/Game: 0.0  
Steals/Game: 0.5

### #20 Shane Clark

Opponent	Date	GS	Min	FG-FGA	PCT	3FG-FGA	PCT	FT-FTA	PCT	OFF	DEF	TOT	AVG	PF	FO	A	TO	BLK	STLS	PTS	AVG
Fordham	11/17		16	3-5	.600	0-1	.000	2-2	1.000	0	1	1	1.0	3	0	1	1	0	0	8	8.0
<b>TOTALS</b>		<b>0</b>	<b>16</b>	<b>3-5</b>	<b>.600</b>	<b>0-1</b>	<b>.000</b>	<b>2-2</b>	<b>1.000</b>	<b>0</b>	<b>1</b>	<b>1</b>	<b>1.0</b>	<b>3</b>	<b>0</b>	<b>1</b>	<b>1</b>	<b>0</b>	<b>0</b>	<b>8</b>	<b>8.0</b>

Games Played: 1  
Minutes/Game: 16.0  
Points/Game: 8.0  
FG Pct: 60.0  
3FG Pct: 0.0  
FT Pct: 100.0

Rebounds/Game: 1.0  
Assists/Game: 1.0  
Turnovers/Game: 1.0  
Assist/Turnover Ratio: 1.00  
Blocks/Game: 0.0  
Steals/Game: 0.0

### #23 Russell Wooten

Opponent	Date	GS	Min	FG-FGA	PCT	3FG-FGA	PCT	FT-FTA	PCT	OFF	DEF	TOT	AVG	PF	FO	A	TO	BLK	STLS	PTS	AVG
Albany	11/14		1	0-0	---	0-0	---	0-0	---	1	0	1	1.0	1	0	0	0	0	0	0	0.0
Fordham	11/17		5	0-0	---	0-0	---	0-0	---	1	0	1	1.0	1	0	0	0	0	0	0	0.0
<b>TOTALS</b>		<b>0</b>	<b>6</b>	<b>0-0</b>	<b>---</b>	<b>0-0</b>	<b>---</b>	<b>0-0</b>	<b>---</b>	<b>2</b>	<b>0</b>	<b>2</b>	<b>1.0</b>	<b>2</b>	<b>0</b>	<b>0</b>	<b>0</b>	<b>0</b>	<b>0</b>	<b>0</b>	<b>0.0</b>

Games Played: 2  
Minutes/Game: 3.0  
Points/Game: 0.0  
FG Pct: ---  
3FG Pct: ---  
FT Pct: ---

Rebounds/Game: 1.0  
Assists/Game: 0.0  
Turnovers/Game: 0.0  
Assist/Turnover Ratio: ---  
Blocks/Game: 0.0  
Steals/Game: 0.0

### #24 Corey Stokes

Opponent	Date	GS	Min	FG-FGA	PCT	3FG-FGA	PCT	FT-FTA	PCT	OFF	DEF	TOT	AVG	PF	FO	A	TO	BLK	STLS	PTS	AVG
Albany	11/14	*	26	4-6	.667	3-4	.750	2-2	1.000	0	0	0	0.0	3	0	0	1	0	0	13	13.0
Fordham	11/17	*	31	4-6	.667	3-3	1.000	6-6	1.000	1	7	8	4.0	2	0	2	1	0	1	17	15.0
<b>TOTALS</b>			<b>57</b>	<b>8-12</b>	<b>.667</b>	<b>6-7</b>	<b>.857</b>	<b>8-8</b>	<b>1.000</b>	<b>1</b>	<b>7</b>	<b>8</b>	<b>4.0</b>	<b>5</b>	<b>0</b>	<b>2</b>	<b>2</b>	<b>0</b>	<b>1</b>	<b>30</b>	<b>15.0</b>

Games Played: 2  
Minutes/Game: 28.5  
Points/Game: 15.0  
FG Pct: 66.7  
3FG Pct: 85.7  
FT Pct: 100.0

Rebounds/Game: 4.0  
Assists/Game: 1.0  
Turnovers/Game: 1.0  
Assist/Turnover Ratio: 1.00  
Blocks/Game: 0.0  
Steals/Game: 0.5

### #33 Dante Cunningham

Opponent	Date	GS	Min	FG-FGA	PCT	3FG-FGA	PCT	FT-FTA	PCT	OFF	DEF	TOT	AVG	PF	FO	A	TO	BLK	STLS	PTS	AVG
Albany	11/14	*	30	6-9	.667	0-0	---	1-3	.333	3	3	6	6.0	2	0	3	2	0	1	13	13.0
Fordham	11/17	*	29	11-17	.647	0-0	---	9-12	.750	6	5	11	8.5	2	0	1	1	1	1	31	22.0
<b>TOTALS</b>		<b>2</b>	<b>59</b>	<b>17-26</b>	<b>.654</b>	<b>0-0</b>	<b>---</b>	<b>10-15</b>	<b>.667</b>	<b>9</b>	<b>8</b>	<b>17</b>	<b>8.5</b>	<b>4</b>	<b>0</b>	<b>4</b>	<b>3</b>	<b>1</b>	<b>2</b>	<b>44</b>	<b>22.0</b>

Games Played: 2  
Minutes/Game: 29.5  
Points/Game: 22.0  
FG Pct: 65.4  
3FG Pct: ---  
FT Pct: 66.7

Rebounds/Game: 8.5  
Assists/Game: 2.0  
Turnovers/Game: 1.5  
Assist/Turnover Ratio: 1.33  
Blocks/Game: 0.5  
Steals/Game: 1.0



INDIVIDUAL GAME-BY-GAME STATISTICS

#42 Frank Tchuisi

Opponent	Date	GS	Min	FG-FGA	PCT	3FG-FGA	PCT	FT-FTA	PCT	OFF	DEF	TOT	AVG	PF	FO	A	TO	BLK	STLS	PTS	AVG
Albany	11/14	11	1-4	.250	0-0	---	0-1	.000	0	3	3	3.0	2	0	0	2	0	0	2	2	2.0
Fordham	11/17	14	2-3	.667	0-0	---	0-2	.000	0	1	1	2.0	2	0	0	0	0	0	0	4	3.0
<b>TOTALS</b>		<b>0</b>	<b>25</b>	<b>3-7</b>	<b>.429</b>	<b>0-0</b>	<b>---</b>	<b>0-3</b>	<b>.000</b>	<b>0</b>	<b>4</b>	<b>4</b>	<b>2.0</b>	<b>4</b>	<b>0</b>	<b>0</b>	<b>2</b>	<b>0</b>	<b>0</b>	<b>6</b>	<b>3.0</b>

Games Played: 2  
 Minutes/Game: 12.5  
 Points/Game: 3.0  
 FG Pct: 42.9  
 3FG Pct: ---  
 FT Pct: 0.0

Rebounds/Game: 2.0  
 Assists/Game: 0.0  
 Turnovers/Game: 1.0  
 Assist/Turnover Ratio: 0.0  
 Blocks/Game: 0.0  
 Steals/Game: 0.0

Villanova University Men's Basketball  
Clutch Free Throw Shooting

NAME	LAST 5 MINUTES			LAST 2 MINUTES AND OT			SEASON			CAREER		
	FT	FTA	FT%	FT	FTA	FT%	FT	FTA	FT%	FT	FTA	FT%
Anderson, Dwayne	0	0	---	0	0	---	0	0	---	49	69	0.710
Colenda, Jason	0	0	---	0	0	---	0	0	---	0	0	---
Clark, Shane	0	0	---	0	0	---	2	2	1.000	110	148	0.743
Cunningham, Dante	0	0	---	0	0	---	10	15	0.667	191	277	0.690
Drummond, Casiem	2	2	1.000	2	2	1.000	2	2	1.000	22	51	0.431
Fisher, Corey	0	0	---	0	0	---	11	12	0.917	70	91	0.769
Pena, Antonio	0	0	---	0	0	---	4	6	0.667	71	102	0.696
Redding, Reggie	0	0	---	0	0	---	2	2	1.000	61	95	0.642
Reynolds, Scottie	0	0	---	0	0	---	7	7	1.000	300	373	0.804
Stokes, Corey	2	2	1.000	0	0	---	8	8	1.000	45	50	0.900
Sutton, Maurice	0	0	---	0	0	---	0	0	---	0	0	---
Tchuisi, Frank	0	2	0.000	0	0	---	0	3	0.000	4	11	0.364
Wooten, Russell	0	0	---	0	0	---	0	0	---	0	0	---
<b>TEAM TOTALS</b>	<b>4</b>	<b>6</b>	<b>0.667</b>	<b>2</b>	<b>2</b>	<b>1.000</b>	<b>46</b>	<b>57</b>	<b>0.807</b>			

2008-09 Villanova Men's Basketball  
Updated Career Stats (Active Players Only)

PLAYER	YEAR	GP	GS	MIN	AVG	FIELD GOALS			3-PTRS			FREE THROWS			REBOUNDS				PF	FO	AST	TO	BLK	STL	PTS	AVG
						MADE	ATT	PCT	MADE	ATT	PCT	MADE	ATT	PCT	OFF	DEF	TOTAL	AVG								
Dwayne Anderson	2005-06	14	0	55	3.9	7	17	0.412	5	11	0.455	2	4	0.500	5	6	11	0.8	3	0	1	3	0	2	21	1.5
	2006-07	23	0	211	9.2	24	67	0.358	13	49	0.265	20	22	0.909	13	31	44	1.9	16	0	10	12	0	11	81	3.5
	2007-08	30	14	631	21.0	73	145	0.503	21	66	0.318	27	43	0.628	54	89	143	4.8	70	3	27	29	12	44	194	6.5
	2008-09	0	0	0	---	0	0	---	0	0	---	0	0	---	0	0	0	---	0	0	0	0	0	0	0	---
	<b>TOTAL</b>	<b>67</b>	<b>14</b>	<b>897</b>	<b>13.4</b>	<b>104</b>	<b>229</b>	<b>0.454</b>	<b>39</b>	<b>126</b>	<b>0.310</b>	<b>49</b>	<b>69</b>	<b>0.710</b>	<b>72</b>	<b>126</b>	<b>198</b>	<b>3.0</b>	<b>89</b>	<b>3</b>	<b>38</b>	<b>44</b>	<b>12</b>	<b>57</b>	<b>296</b>	<b>4.4</b>
Shane Clark	2005-06	25	0	286	11.4	18	44	0.409	1	2	0.500	17	29	0.586	22	28	50	2.0	42	1	7	8	9	8	54	2.2
	2006-07	33	10	772	23.4	83	193	0.430	38	100	0.380	39	54	0.722	47	85	132	4.0	95	6	31	47	12	27	243	7.4
	2007-08	32	17	713	22.3	79	180	0.439	16	56	0.286	53	63	0.841	56	83	139	4.3	74	3	35	34	15	21	227	7.1
	2008-09	1	0	16	16.0	3	5	0.600	0	1	0.000	2	2	1.000	0	1	1	1.0	3	0	1	1	0	0	8	8.0
	<b>TOTAL</b>	<b>91</b>	<b>27</b>	<b>1787</b>	<b>19.6</b>	<b>183</b>	<b>422</b>	<b>0.434</b>	<b>55</b>	<b>159</b>	<b>0.346</b>	<b>111</b>	<b>148</b>	<b>0.750</b>	<b>125</b>	<b>197</b>	<b>322</b>	<b>3.5</b>	<b>214</b>	<b>10</b>	<b>74</b>	<b>90</b>	<b>36</b>	<b>56</b>	<b>532</b>	<b>5.8</b>
Jason Colenda	2007-08	6	0	7	1.2	0	0	---	0	0	---	0	0	---	0	1	1	0.2	2	0	1	1	0	0	0	0.0
	2008-09	2	0	7	3.5	0	0	---	0	0	---	0	0	---	0	1	1	0.5	0	0	1	1	0	0	0	0.0
	<b>TOTAL</b>	<b>8</b>	<b>0</b>	<b>14</b>	<b>1.8</b>	<b>0</b>	<b>0</b>	<b>---</b>	<b>0</b>	<b>0</b>	<b>---</b>	<b>0</b>	<b>0</b>	<b>---</b>	<b>0</b>	<b>2</b>	<b>2</b>	<b>0.3</b>	<b>2</b>	<b>0</b>	<b>2</b>	<b>2</b>	<b>0</b>	<b>0</b>	<b>0</b>	<b>0.0</b>
Dante Cunningham	2005-06	33	4	629	19.1	29	62	0.468	0	0	---	13	33	0.394	59	73	132	4.0	78	2	25	26	19	27	71	2.2
	2006-07	33	29	901	27.3	99	193	0.513	1	1	1.000	88	113	0.779	84	95	179	5.4	96	5	24	56	20	46	287	8.7
	2007-08	35	35	1050	30.0	142	261	0.544	0	0	---	80	116	0.690	100	126	226	6.5	107	7	37	80	31	46	364	10.4
	2008-09	2	2	59	29.5	17	26	0.654	0	0	---	10	15	0.667	9	8	17	8.5	4	0	4	3	1	2	44	22.0
	<b>TOTAL</b>	<b>103</b>	<b>70</b>	<b>2639</b>	<b>25.6</b>	<b>287</b>	<b>542</b>	<b>0.530</b>	<b>1</b>	<b>1</b>	<b>1.000</b>	<b>191</b>	<b>277</b>	<b>0.690</b>	<b>252</b>	<b>302</b>	<b>554</b>	<b>5.4</b>	<b>285</b>	<b>14</b>	<b>90</b>	<b>165</b>	<b>71</b>	<b>121</b>	<b>766</b>	<b>7.4</b>
Casiem Drummond	2006-07	19	0	141	7.4	14	28	0.500	0	0	---	4	13	0.308	17	20	37	1.9	23	0	3	6	1	5	32	1.7
	2007-08	21	9	278	13.2	43	82	0.524	0	0	---	16	36	0.444	46	48	94	4.5	54	4	9	17	12	10	102	4.9
	2008-09	1	0	17	17.0	1	1	1.000	0	0	---	2	2	1.000	1	4	5	5.0	4	0	0	1	1	0	4	4.0
	<b>TOTAL</b>	<b>41</b>	<b>9</b>	<b>436</b>	<b>10.6</b>	<b>58</b>	<b>111</b>	<b>0.523</b>	<b>0</b>	<b>0</b>	<b>---</b>	<b>22</b>	<b>51</b>	<b>0.431</b>	<b>64</b>	<b>72</b>	<b>136</b>	<b>3.3</b>	<b>81</b>	<b>4</b>	<b>12</b>	<b>24</b>	<b>14</b>	<b>15</b>	<b>138</b>	<b>3.4</b>
Corey Fisher	2007-08	34	21	744	21.9	104	294	0.354	41	124	0.331	59	79	0.747	11	49	60	1.8	61	1	92	68	0	36	308	9.1
	2008-09	2	2	60	30.0	7	16	0.438	2	6	0.333	11	12	0.917	0	4	4	2.0	6	0	9	4	0	6	27	13.5
	<b>TOTAL</b>	<b>36</b>	<b>23</b>	<b>804</b>	<b>22.3</b>	<b>111</b>	<b>310</b>	<b>0.358</b>	<b>43</b>	<b>130</b>	<b>0.331</b>	<b>70</b>	<b>91</b>	<b>0.769</b>	<b>11</b>	<b>53</b>	<b>64</b>	<b>1.8</b>	<b>67</b>	<b>1</b>	<b>101</b>	<b>72</b>	<b>0</b>	<b>42</b>	<b>335</b>	<b>9.3</b>
Antonio Pena	2006-07	0	0	0	---	0	0	---	0	0	---	0	0	---	0	0	0	---	0	0	0	0	0	0	0	---
	2007-08	35	19	678	19.4	86	183	0.470	2	6	0.333	67	96	0.698	52	97	149	4.3	84	2	34	63	11	19	241	6.9
	2008-09	2	2	52	26.0	9	12	0.750	0	0	---	4	6	0.667	5	6	11	5.5	3	0	5	4	2	0	22	11.0
	<b>TOTAL</b>	<b>37</b>	<b>21</b>	<b>730</b>	<b>19.7</b>	<b>95</b>	<b>195</b>	<b>0.487</b>	<b>2</b>	<b>6</b>	<b>0.333</b>	<b>71</b>	<b>102</b>	<b>0.696</b>	<b>57</b>	<b>103</b>	<b>160</b>	<b>4.3</b>	<b>87</b>	<b>2</b>	<b>39</b>	<b>67</b>	<b>13</b>	<b>19</b>	<b>263</b>	<b>7.1</b>
Reggie Redding	2006-07	28	3	441	15.8	28	87	0.322	7	42	0.167	16	25	0.640	20	45	65	2.3	43	0	27	25	5	23	79	2.8
	2007-08	35	18	722	20.6	55	140	0.393	9	36	0.250	43	68	0.632	24	66	90	2.6	85	2	59	32	12	39	162	4.6
	2008-09	2	0	49	24.5	8	12	0.667	2	5	0.400	2	2	1.000	0	8	8	4.0	5	0	6	2	0	1	20	10.0
	<b>TOTAL</b>	<b>65</b>	<b>21</b>	<b>1212</b>	<b>18.6</b>	<b>91</b>	<b>239</b>	<b>0.381</b>	<b>18</b>	<b>83</b>	<b>0.217</b>	<b>61</b>	<b>95</b>	<b>0.642</b>	<b>44</b>	<b>119</b>	<b>163</b>	<b>2.5</b>	<b>133</b>	<b>2</b>	<b>92</b>	<b>59</b>	<b>17</b>	<b>63</b>	<b>261</b>	<b>4.0</b>
Scottie Reynolds	2006-07	33	32	980	29.7	139	359	0.387	64	170	0.376	145	176	0.824	12	82	94	2.8	86	3	130	106	3	47	487	14.8
	2007-08	35	34	1139	32.5	164	398	0.412	79	206	0.383	148	190	0.779	17	90	107	3.1	75	2	113	107	1	51	555	15.9
	2008-09	2	2	52	26.0	7	20	0.350	3	10	0.300	7	7	1.000	1	4	5	2.5	6	0	13	2	0	4	24	12.0
	<b>TOTAL</b>	<b>70</b>	<b>68</b>	<b>2171</b>	<b>31.0</b>	<b>310</b>	<b>777</b>	<b>0.399</b>	<b>146</b>	<b>386</b>	<b>0.378</b>	<b>300</b>	<b>373</b>	<b>0.804</b>	<b>30</b>	<b>176</b>	<b>206</b>	<b>2.9</b>	<b>167</b>	<b>5</b>	<b>256</b>	<b>215</b>	<b>4</b>	<b>102</b>	<b>1066</b>	<b>15.2</b>

2008-09 Villanova Men's Basketball  
Updated Career Stats (Active Players Only)

PLAYER	YEAR	GP	GS	MIN	AVG	FIELD GOALS			3-PTRS			FREE THROWS			REBOUNDS				PF	FO	AST	TO	BLK	STL	PTS	AVG
						MADE	ATT	PCT	MADE	ATT	PCT	MADE	ATT	PCT	OFF	DEF	TOTAL	AVG								
Corey Stokes	2007-08	35	4	642	18.3	74	202	0.366	40	135	0.296	37	42	0.881	18	66	84	2.4	59	1	19	31	3	14	225	6.4
	2008-09	2	2	57	28.5	8	12	0.667	6	7	0.857	8	8	1.000	1	7	8	4.0	5	0	2	2	0	1	30	15.0
	<b>TOTAL</b>	<b>37</b>	<b>6</b>	<b>699</b>	<b>18.9</b>	<b>82</b>	<b>214</b>	<b>0.383</b>	<b>46</b>	<b>142</b>	<b>0.324</b>	<b>45</b>	<b>50</b>	<b>0.900</b>	<b>19</b>	<b>73</b>	<b>92</b>	<b>2.5</b>	<b>64</b>	<b>1</b>	<b>21</b>	<b>33</b>	<b>3</b>	<b>15</b>	<b>255</b>	<b>6.9</b>
Sutton, Maurice	2008-09							0	0	0	---	0	0	---	0	0	---	0	0	---	0	0	0	---	0	0
Frank Tchuisi	2005-06	8	0	21	2.6	0	0	---	0	0	---	0	0	---	2	2	4	0.5	2	0	1	0	2	1	0	0.0
	2006-07	13	0	35	2.7	1	5	0.200	0	0	---	3	4	0.750	2	1	3	0.2	4	0	0	2	1	0	5	0.4
	2007-08	9	0	13	1.4	1	6	0.167	0	0	---	1	4	0.250	2	4	6	0.7	2	0	0	0	1	0	3	0.3
	2008-09	2	0	25	12.5	3	7	0.429	0	0	---	0	3	0.000	0	4	4	2.0	4	0	0	2	0	0	6	3.0
	<b>TOTAL</b>	<b>32</b>	<b>0</b>	<b>94</b>	<b>2.9</b>	<b>5</b>	<b>18</b>	<b>0.278</b>	<b>0</b>	<b>0</b>	<b>---</b>	<b>4</b>	<b>11</b>	<b>0.364</b>	<b>6</b>	<b>11</b>	<b>17</b>	<b>0.5</b>	<b>12</b>	<b>0</b>	<b>1</b>	<b>4</b>	<b>4</b>	<b>1</b>	<b>14</b>	<b>0.4</b>
Russell Wooten	2008-09	2	0	6	3.0	0	0	---	0	0	---	0	0	---	2	0	2	1.0	2	0	0	0	0	0	0	0.0

Villanova University Men's Basketball  
Career Three-Point Shooting

OVERALL SEASON GAMES							
3-PTRS MADE	NUMBER	3-PTRS ATTEMPTED	NUMBER	3-POINT PCT.	NUMBER	3-PTRS PER GAME	NUMBER
					<i>Minimum 125 Made</i>		<i>Minimum 125 Made</i>
Gary Buchanan	337	Allan Ray	850	Gary Buchanan	.398 (337-846)	Gary Buchanan	2.76 (337 in 122 G)
Allan Ray	312	Gary Buchanan	846	Doug West	.394 (143-363)	Allan Ray	2.40 (312 in 130 G)
Kerry Kittles	278	Kerry Kittles	706	Kerry Kittles	.394 (278-706)	Kerry Kittles	2.28 (278 in 122 G)
Mike Nardi	251	Mike Nardi	664	Greg Woodard	.384 (188-489)	<b>Scottie Reynolds</b>	<b>2.09 (146 in 70 G)</b>
Eric Eberz	223	Randy Foye	647	Eric Eberz	.381 (223-586)	Mike Nardi	1.95 (251 in 129 G)
Randy Foye	213	Jermaine Medley	591	<b>Scottie Reynolds</b>	<b>.378 (146-386)</b>	Eric Eberz	1.86 (223 in 120 G)
Jermaine Medley	198	Eric Eberz	586	Mike Nardi	.378 (251-664)	Randy Foye	1.63 (213 in 131 G)
Greg Woodard	188	Chris Walker	512	Chris Walker	.367 (188-512)	Jermaine Medley	1.61 (198 in 123 G)
Chris Walker	188	Greg Woodard	489	Allan Ray	.367 (312-850)	Chris Walker	1.53 (188 in 123 G)
Brian Lynch	155	Brian Lynch	439	Brian Lynch	.353 (155-439)	Greg Woodard	1.47 (188 in 128 G)
		John Celestand	439				
3-PTRS MADE	NUMBER	3-PTRS ATTEMPTED	NUMBER	3-POINT PCT.	NUMBER	3-PTRS PER GAME	NUMBER
					<i>Minimum 75 Made</i>		<i>Minimum 75 Made</i>
Allan Ray	168	Gary Buchanan	448	Kerry Kittles	.410 (166-405)	Allan Ray	2.67 (168 in 63 G)
Gary Buchanan	167	Allan Ray	440	Greg Woodard	.400 (102-255)	Gary Buchanan	2.65 (167 in 63 G)
Kerry Kittles	166	Kerry Kittles	405	Eric Eberz	.387 (126-326)	Kerry Kittles	2.41 (166 in 69 G)
Mike Nardi	128	Mike Nardi	345	Allan Ray	.382 (168-440)	<b>Scottie Reynolds</b>	<b>2.26 (77 in 34 G)</b>
Eric Eberz	126	Eric Eberz	326	Alvin Williams	.377 (84-223)	Mike Nardi	2.06 (128 in 62 G)
Jermaine Medley	111	Jermaine Medley	317	<b>Scottie Reynolds</b>	.374 (77-206)	Eric Eberz	1.85 (126 in 68 G)
Randy Foye	104	Randy Foye	315	Gary Buchanan	.373 (167-448)	Jermaine Medley	1.68 (111 in 66 G)
Greg Woodard	102	Chris Walker	263	Mike Nardi	.371 (128-345)	Randy Foye	1.63 (104 in 64 G)
Chris Walker	96	John Celestand	256	Brian Lynch	.367 (90-245)	Greg Woodard	1.55 (102 in 66 G)
Brian Lynch	90	Greg Woodard	255	Chris Walker	.365 (96-263)	Chris Walker	1.48 (96 in 65 G)
<b>NOTES</b>							
The NCAA instituted the three-point shot for men's basketball before the start of the 1986-87 season.							
Villanova has made at least one three-pointer in 369 straight games since making none against Kentucky on February 9, 1997 (0-for-3) in a 93-56 loss.							
The Wildcats have made at least one three-pointer in 706 of 713 games (99.0 percent) since the advent of the three-point rule.							
In Big East games, Villanova has at least one three-pointer in 368 of 372 games (98.9 percent) since 1986-87.							
Villanova has made at least one three-pointer in 324 straight Big East games since going 0-for-5 in a 74-60 victory over St. John's on March 4, 1989.							
The Wildcats have an all-time team three-point shooting percentage of .357 (4383-12273).							
In Big East games, Villanova has an all-time team three-point shooting percentage of .354 (2315-6536).							

**The Automated ScoreBook**  
**Villanova Combined Team Statistics (as of Jan 10, 2004)**  
**All games**

<b>RECORD:</b>	<b>OVERALL</b>	<b>HOME</b>	<b>AWAY</b>	<b>NEUTRAL</b>
ALL GAMES	2-0	2-0	0-0	0-0
CONFERENCE	0-0	0-0	0-0	0-0
NON-CONFERENCE	2-0	2-0	0-0	0-0

#	Player	gp-gs	min	avg	Total		3-Point		F-Throw		Rebounds				pf	dq	a	to	blk	stl	pts	avg
					fg-fga	pct	3fg-fga	pct	ft-fta	pct	off	def	tot	avg								
33	CUNNINGHAM, Dant	2-2	59	29.5	17-26	.654	0-0	.000	10-15	.667	9	8	17	8.5	4	0	4	3	1	2	44	22.0
24	STOKES, Corey	2-2	57	28.5	8-12	.667	6-7	.857	8-8	1.000	1	7	8	4.0	5	0	2	2	0	1	30	15.0
10	FISHER, Corey	2-2	60	30.0	7-16	.438	2-6	.333	11-12	.917	0	4	4	2.0	6	0	9	4	0	6	27	13.5
01	REYNOLDS, Scottie	2-2	52	26.0	7-20	.350	3-10	.300	7-7	1.000	1	4	5	2.5	6	0	13	2	0	4	24	12.0
00	PENA, Antonio	2-2	52	26.0	9-12	.750	0-0	.000	4-6	.667	5	6	11	5.5	3	0	5	4	2	0	22	11.0
15	REDDING, Reggie	2-0	49	24.5	8-12	.667	2-5	.400	2-2	1.000	0	8	8	4.0	5	0	6	2	0	1	20	10.0
20	CLARK, Shane	1-0	16	16.0	3-5	.600	0-1	.000	2-2	1.000	0	1	1	1.0	3	0	1	1	0	0	8	8.0
05	DRUMMOND, Casiem	1-0	17	17.0	1-1	1.000	0-0	.000	2-2	1.000	1	4	5	5.0	4	0	0	1	1	0	4	4.0
42	TCHUISI, Frank	2-0	25	12.5	3-7	.429	0-0	.000	0-3	.000	0	4	4	2.0	4	0	0	2	0	0	6	3.0
23	WOOTEN, Russell	2-0	6	3.0	0-0	.000	0-0	.000	0-0	.000	2	0	2	1.0	2	0	0	0	0	0	0	0.0
04	COLENDIA, Jason	2-0	7	3.5	0-0	.000	0-0	.000	0-0	.000	0	1	1	0.5	0	0	1	1	0	0	0	0.0
Team											1	11	12					1				
Total.....		2	400		63-111	.568	13-29	.448	46-57	.807	20	58	78	39.0	42	0	41	23	4	14	185	92.5
Opponents.....		2	400		45-116	.388	15-46	.326	23-36	.639	24	34	58	29.0	45	-	24	31	5	9	128	64.0

<b>TEAM STATISTICS</b>	<b>VU</b>	<b>OPP</b>	<b>Date</b>	<b>Opponent</b>	<b>Score</b>	<b>Att.</b>
SCORING	185	128	11/14/08	ALBANY	w 78-60	6500
Points per game	92.5	64.0	11/17/08	FORDHAM	w 107-68	6500
Scoring margin	+28.5	-	* - Conference game			
FIELD GOALS-ATT	63-111	45-116				
Field goal pct	.568	.388				
3 POINT FG-ATT	13-29	15-46				
3-point FG pct	.448	.326				
3-pt FG made per game	6.5	7.5				
FREE THROWS-ATT	46-57	23-36				
Free throw pct	.807	.639				
F-Throws made per game	23.0	11.5				
REBOUNDS	78	58				
Rebounds per game	39.0	29.0				
Rebounding margin	+10.0	-				
ASSISTS	41	24				
Assists per game	20.5	12.0				
TURNOVERS	23	31				
Turnovers per game	11.5	15.5				
Turnover margin	+4.0	-				
Assist/turnover ratio	1.8	0.8				
STEALS	14	9				
Steals per game	7.0	4.5				
BLOCKS	4	5				
Blocks per game	2.0	2.5				
ATTENDANCE	13000	0				
Home games-Avg/Game	2-6500	0-0				
Neutral site-Avg/Game	-	0-0				

<b>Score by Periods</b>	<b>1st</b>	<b>2nd</b>	<b>Totals</b>
Villanova	96	89	185
Opponents	62	66	128

**The Automated ScoreBook**  
**Villanova Season Schedule/Results & Leaders (as of Jan 10, 2004)**  
**All games**

<b>RECORD:</b>	<b>OVERALL</b>	<b>HOME</b>	<b>AWAY</b>	<b>NEUTRAL</b>
ALL GAMES	2-0	2-0	0-0	0-0
CONFERENCE	0-0	0-0	0-0	0-0
NON-CONFERENCE	2-0	2-0	0-0	0-0

<b>Date</b>	<b>Opponent</b>	<b>Score</b>	<b>Att.</b>	<b>High Points</b>	<b>High Rebounds</b>
11/14/08	ALBANY	w 78-60	6500	(13)REYNOLDS, Scottie (13)STOKES, Corey (13)CUNNINGHAM, Dante	(6)CUNNINGHAM, Dante
11/17/08	FORDHAM	w 107-68	6500	(31)CUNNINGHAM, Dante	(11)CUNNINGHAM, Dante

\* - Conference game

<b>Attendance Summary</b>	<b>Games</b>	<b>Attend</b>	<b>Avg/Game</b>
Home	2	13000	6500
Away	0	0	0
Neutral	0	0	0
Total	2	13000	6500

**The Automated ScoreBook**  
**Villanova Season Box Score (as of Jan 10, 2004)**  
**All games**

<b>RECORD:</b>	<b>OVERALL</b>	<b>HOME</b>	<b>AWAY</b>	<b>NEUTRAL</b>
ALL GAMES	2-0	2-0	0-0	0-0
CONFERENCE	0-0	0-0	0-0	0-0
NON-CONFERENCE	2-0	2-0	0-0	0-0

#	Player	gp-gs	Total		3-Point		F-Throw		Rebounds									pts	avg			
			min	avg	fg-fga	pct	3fg-fga	pct	ft-fa	pct	off	def	tot	avg	pf	dq	a			to	blk	stl
33	CUNNINGHAM, Dant	2-2	59	29.5	17-26	.654	0-0	.000	10-15	.667	9	8	17	8.5	4	0	4	3	1	2	44	22.0
24	STOKES, Corey	2-2	57	28.5	8-12	.667	6-7	.857	8-8	1.000	1	7	8	4.0	5	0	2	2	0	1	30	15.0
10	FISHER, Corey	2-2	60	30.0	7-16	.438	2-6	.333	11-12	.917	0	4	4	2.0	6	0	9	4	0	6	27	13.5
01	REYNOLDS, Scottie	2-2	52	26.0	7-20	.350	3-10	.300	7-7	1.000	1	4	5	2.5	6	0	13	2	0	4	24	12.0
00	PENA, Antonio	2-2	52	26.0	9-12	.750	0-0	.000	4-6	.667	5	6	11	5.5	3	0	5	4	2	0	22	11.0
15	REDDING, Reggie	2-0	49	24.5	8-12	.667	2-5	.400	2-2	1.000	0	8	8	4.0	5	0	6	2	0	1	20	10.0
20	CLARK, Shane	1-0	16	16.0	3-5	.600	0-1	.000	2-2	1.000	0	1	1	1.0	3	0	1	1	0	0	8	8.0
05	DRUMMOND, Casiem	1-0	17	17.0	1-1	1.000	0-0	.000	2-2	1.000	1	4	5	5.0	4	0	0	1	1	0	4	4.0
42	TCHUISI, Frank	2-0	25	12.5	3-7	.429	0-0	.000	0-3	.000	0	4	4	2.0	4	0	0	2	0	0	6	3.0
23	WOOTEN, Russell	2-0	6	3.0	0-0	.000	0-0	.000	0-0	.000	2	0	2	1.0	2	0	0	0	0	0	0	0.0
04	COLEND, Jason	2-0	7	3.5	0-0	.000	0-0	.000	0-0	.000	0	1	1	0.5	0	0	1	1	0	0	0	0.0
Team											1	11	12					1				
Total.....		2	400		63-111	.568	13-29	.448	46-57	.807	20	58	78	39.0	42	0	41	23	4	14	185	92.5
Opponents.....		2	400		45-116	.388	15-46	.326	23-36	.639	24	34	58	29.0	45	-	24	31	5	9	128	64.0

<b>Score by Periods</b>	<b>1st</b>	<b>2nd</b>	<b>Totals</b>
Villanova	96	89	185
Opponents	62	66	128

**The Automated ScoreBook**  
**Villanova Team Game-by-Game (as of Jan 10, 2004)**  
**All games**

TEAM STATISTICS

Opponent	Date	Score		Total		3-Pointers		Free throws		Rebounds				pf	a	t/o	blk	stl	pts	avg
				fg-fga	pct	3fg-fga	pct	ft-fta	pct	off	def	tot	avg							
ALBANY	11/14/08	78-60	W	28-51	.549	6-15	.400	16-21	.762	8	25	33	33.0	19	18	14	2	8	78	78.0
FORDHAM	11/17/08	107-68	W	35-60	.583	7-14	.500	30-36	.833	12	33	45	39.0	23	23	9	2	6	107	92.5
Villanova		185		63-111	.568	13-29	.448	46-57	.807	20	58	78	39.0	42	41	23	4	14	185	92.5
Opponents		128		45-116	.388	15-46	.326	23-36	.639	24	34	58	29.0	45	24	31	5	9	128	64.0

Games played: 2  
Points/game: 92.5  
FG Pct: 56.8  
3FG Pct: 44.8  
FT Pct: 80.7

Rebounds/game: 39.0  
Assists/game: 20.5  
Turnovers/game: 11.5  
Assist/turnover ratio: 1.8  
Steals/game: 7.0  
Blocks/game: 2.0

**The Automated ScoreBook**  
**Villanova Team Game-by-Game Comparison (as of Jan 10, 2004)**  
**All games**

Opponent	1st	2nd	Score	Mar	Total FG	FG Pct	3-Pointers	3FG Pct	Free Throws	FT Pct	Rebounds	Assist	T/Over	Block	Steal	Fouls
ALBANY	40/24	38/36	78-60	+18	28-51/22-51	.549/.431	6-15/7-20	.400/.350	16-21/9-18	.762/.500	33/30 +3	18/12	14/20	2/3	8/8	19/20
FORDHAM	56/38	51/30	107-68	+39	35-60/23-65	.583/.354	7-14/8-26	.500/.308	30-36/14-18	.833/.778	45/28 +17	23/12	9/11	2/2	6/1	23/25

Note: Game totals are displayed in the format TEAM/OPPONENT for each category

**The Automated ScoreBook**  
**Villanova Game-by-Game Points-Rebounds-Assists (as of Jan 10, 2004)**  
**All games**

Opponent	Date	Score		00	01	04	05	10	15	20
				PENA,ANTON	REYNOLDS,S	COLEND,JA	DRUMMOND,C	FISHER,COR	REDDING,RE	CLARK,SHAN
ALBANY	11/14/08	78-60	w	12-5-2	13-1-6	0-0-0	4-5-0	10-2-5	11-4-2	DNP
FORDHAM	11/17/08	107-68	w	10-6-3	11-4-7	0-1-1	DNP	17-2-4	9-4-4	8-1-1

Opponent	Date	Score		23	24	33	42
				WOOTEN,RUS	STOKES,COR	CUNNINGHAM	TCHUISI,FR
ALBANY	11/14/08	78-60	w	0-1-0	13-0-0	13-6-3	2-3-0
FORDHAM	11/17/08	107-68	w	0-1-0	17-8-2	31-11-1	4-1-0

**The Automated ScoreBook**  
**Villanova Game-by-Game Highs (as of Jan 10, 2004)**  
**All games**

<u>Opponent</u>	<u>Date</u>	<u>Score</u>	<u>Points</u>	<u>Rebounds</u>	<u>Assists</u>	<u>Steals</u>	<u>Blocked shots</u>
ALBANY	11/14/08	78-60	13-CUNNINGHAM, D STOKES, Corey REYNOLDS, Scottie	6-CUNNINGHAM, Da	6-REYNOLDS, Scotti	4-FISHER, Corey	1-PENA, Antonio DRUMMOND, Casie
FORDHAM	11/17/08	107-68	31-CUNNINGHAM, D	11-CUNNINGHAM, D	7-REYNOLDS, Scotti	2-REYNOLDS, Scotti FISHER, Corey	1-CUNNINGHAM, Da PENA, Antonio