



2008-09 MEN'S BASKETBALL GAME NOTES

Villanova (22-5 overall, 10-4 BIG EAST)

vs.

De Paul (8-19 overall, 0-14 BIG EAST)

Wednesday, February 25, 2009 • 7:05 PM (CST)

TV: My 17 Radio: ESPN 950



VILLANOVA PROBABLE STARTERS

Pos.	Name	Height/Class/Hometown	PPG	RPG
F	Dwayne Anderson	6-6 / Sr. / Silver Spring, Md.	8.2	5.7
F	Shane Clark	6-7 / Sr. / Philadelphia, Pa.	5.5	4.0
F	Dante Cunningham	6-8 / Sr. / Silver Spring, Md.	16.3	7.3
G	Scottie Reynolds	6-2 / Jr. / Herndon, Va.	15.3	2.6
G	Reggie Redding	6-5 / Jr. / Philadelphia, Pa.	6.9	4.8

OFF THE BENCH

Pos.	Name	Height/Class/Hometown	PPG	RPG
G	Corey Fisher	6-1 / So. / Bronx, N.Y.	11.2	2.2
G	Corey Stokes	6-5 / So. / Bayonne, N.J.	9.9	3.5
F	Antonio Pena	6-8 / So. / Brooklyn, N.Y.	6.1	4.9
F	Frank Tchuisi	6-8 / Sr. / Douala, Cameroon	0.8	0.7
G	Jason Colenda	6-0 / Jr. / Fairfax, Va.	0.0	0.2
F	Russell Wooten	6-4 / Jr. / Chula Vista, Calif.	0.0	0.2
F/C	Maurice Sutton	6-11 / Fr. / Upper Marlboro, Md.		

Head Coach: Jay Wright (292-173 lifetime, 170-88 at Villanova)

TOP STORIES

- Villanova improved to 6-1 (.857) in the month of February and 30-10 (.750) in the month since 2005 with an 89-86 victory over Syracuse on Sunday at the Carrier Dome. The Wildcats have taken eight of their last nine games and nine of their last 11. VU's 10 BIG EAST victories are the most it has posted since it won 14 in 2005-06.

- Dwayne Anderson recorded a new career high with 22 points in Sunday's victory over the Orange. His previous best of 19 had come at Providence earlier this month. In addition, junior guard Reggie Redding notched new career bests with his seven assists and six steals on Sunday afternoon to go with 11 points.

- The four members of Villanova's senior class, including Dwayne Anderson, Shane Clark, Cunningham, and Frank Tchuisi, have been part of Wildcat teams that have posted a 94-34 (.734) record. The best four-year win total at VU is 95, established by the class of 1997 (Chuck Kornegay, Jason Lawson, Alvin Williams).

- The Wildcats have been ranked every week thus far in both the Associated Press and ESPN/USA Today national polls. This week's rankings - No. 10 in the Associated Press poll and No. 12 in ESPN/USA Today - represent the highest the team has been ranked to this point of the campaign.

2008-09 SCHEDULE AND RESULTS

Date	Opponent	Result	Score	Record	Big East
Nov. 14	ALBANY	W	78-60	1-0	0-0
Nov. 17	FORDHAM	W	107-68	2-0	0-0
Nov. 19	NIAGARA (#)	W	77-62	3-0	0-0
Nov. 25	MONMOUTH (#)	W	71-48	4-0	0-0
Nov. 28	vs. Towson (#)	W	64-47	5-0	0-0
Nov. 29	vs. Rhode Island (#)	W	78-65	6-0	0-0
Dec. 2	@ Penn (B5)	W	69-47	7-0	0-0
Dec. 4	HOUSTON BAPTIST	W	93-57	8-0	0-0
Dec. 9	vs. #6 Texas (%)	L	58-67	8-1	0-0
Dec. 11	SAINT JOSEPH'S (B5)	W	59-56	9-1	0-0
Dec. 14	@ La Salle (B5)	W	70-59	10-1	0-0
Dec. 22	NAVY	W	78-68	11-1	0-0
Dec. 29	TEMPLE (B5)	W	62-45	12-1	0-0
Jan. 1	@ Marquette (*)	L	72-79	12-2	0-1
Jan. 6	@ Seton Hall (*)	W/OT	89-85	13-2	1-1
Jan. 10	#23 LOUISVILLE(*) (WC)	L	60-61	13-3	1-2
Jan. 18	ST. JOHN'S (*)	W	76-57	14-3	2-2
Jan. 21	@ #3 Connecticut (*)	L	83-89	14-4	2-3
Jan. 24	@ USF (*)	W	70-61	15-4	3-3
Jan. 28	#3 PITTSBURGH(*) (WS)	W	67-57	16-4	4-3
Feb. 1	CINCINNATI (*)	W	71-50	17-4	5-3
Feb. 4	@ Providence (*)	W	94-91	18-4	6-3
Feb. 7	#20 SYRACUSE(*) (WC)	W	102-87	19-4	7-3
Feb. 10	#10 MARQUETTE (*)	W	102-84	20-4	8-3
Feb. 13	@ West Virginia (*)	L	72-93	20-5	8-4
Feb. 19	RUTGERS (*)	W	82-72	21-5	9-4
Feb. 22	@ Syracuse (*)	W	89-86	22-5	10-4
Feb. 25	@ DePaul (*)	8:00 PM	WPHL		
Feb. 28	GEORGETOWN(*) (WC)	Noon	ESPN		
Mar. 2	@ Notre Dame (*)	7:00 PM	ESPN		
Mar. 5	PROVIDENCE (*)	7:00 PM	ESPN2		
Mar. 10-14	BIG EAST Championship (^)		ESPN/ESPN2		

All times listed are Eastern time and subject to change without notice
 Home games, unless noted, denoted in **bold** and played at The Pavilion
 WC: denotes games played at the Wachovia Center
 WS: denotes game played at the Wachovia Spectrum
 B5: denotes a Philadelphia Big Five contest
 #: denotes Philly Hoop Group Classic (11/28 and 11/29 at The Palestra)
 %: denotes Jimmy V Classic (at Madison Square Garden)
 ^: denotes the BIG EAST Championship (at Madison Square Garden)

MEDIA INFORMATION

Interview Requests:

All interview requests should be addressed to Mike Sheridan, Director of Media Relations at (610) 519-4145.

Follow Villanova Basketball on the Web:

Follow the Villanova men's basketball team on the web at: www.villanova.com

Villanova Media Relations Information:

Phone- (610) 519-4120; Fax- (610) 519-7323
 Email- michael.sheridan@villanova.edu



2008-09 MEN'S BASKETBALL GAME NOTES

Overcame the Orange

Before a crowd of 26,879 at the Carrier Dome on Sunday afternoon, Villanova confronted a Syracuse squad eager to avenge a Feb. 7 defeat to the 'Cats in Philadelphia and to deliver to the home folks victory No. 20 on the season.

But another potent offensive display helped lift VU to its fourth victory in its last five meetings with the Orange, 89-86.

"That was a great college basketball game," stated VU head coach Jay Wright, "and I would have said that even if we had lost."

That the Wildcats avoided that fate was due in large part to an offense that saw six 'Cats score in double figures on the day.

VU grabbed the lead early in large part due to the efforts of senior forward Dwayne Anderson. The 6-6 native of Silver Spring, Md., had been hampered by a bone bruise to his left knee in the previous week but he showed no effects on Sunday. He drained three early triples and would end the afternoon with 22 points.

VU owned a 46-40 advantage at halftime.

That lead expanded to 52-42 early in the second half before the Orange scored 17 of the next 22 points to take a 59-57. But a pair of steals from junior guard Reggie Redding helped ignite the Wildcats who calmly regained the lead. VU led 86-79 before a frantic Orange rally gave SU an opportunity with 7.9 seconds left.

SU got three looks from deep but none fell.

"We were fortunate," stated Wright. "But it's a road BIG EAST win against a very good team and we're happy to have it."

Dante's Inferno

Perhaps the most significant Villanova story line in 2008-09 has been the transformation of senior forward Dante Cunningham from reliable contributor to an offensive force.

"Dante is the rock for us," said Wright.

Already this season the 6-8 product of Silver Spring, Md., has been named to the BIG EAST Honor Roll four times and was most valuable player of the Philly Hoop Group Classic. He has reached double figures in scoring in 27 of his last 30 games dating to last season.

On Sunday Cunningham recorded the 12th double-double of his college career with 12 points and a team-high 12 rebounds. He also established a new career high with six assists and had only two turnovers.

In his first three seasons, Cunningham averaged 7.1 points and 5.3 rebounds per game while attempting 7.5 shots per game. This year those numbers are 16.3 points, 7.3 rebounds and 12.0 shots per outing. In 27 games he has already eclipsed last season's shot total (325 to 261).

"He does so many things for them, most importantly with his tremendous energy," noted Cincinnati coach Mick Cronin. "I saw him back in AAU and he has really improved. He has a great attitude and toughness."

Earlier this season Cunningham became the 51st Wildcat to score more than 1,000 career points (1,162). He presently stands in 41st place all-time. On Sunday he moved past Ricky Wright into 15th place on the all-time rebounding chart (732).

Reynolds Report

Offensive fireworks have been a Scottie Reynolds trademark since he came to Villanova in 2007. But for much of this season his contributions have come in a wide range of areas that haven't always included points.

The Herndon, Va., native is second on his team at scoring (15.3 ppg), second in minutes played (31.1 mpg) and tops in assists (100 - an average of 3.7 apg).

In his third college season, Reynolds has already scored 1,454 points - an average of 15.1 per game. He moved past Wildcat legend Chris Ford (1,433) into 25th place on VU's all-time points chart with his effort last week against Rutgers. He needs 15 more points to move into 24th place ahead of Lance Miller.

He is also making a move in other career categories. His 346 assists have moved him into 15th place all-time.

Anderson Answers the Bell

Senior swingman Dwayne Anderson suffered a hyperextension and bone bruise of his left knee on Feb. 10 against Marquette. He looked back in top form on Sunday.

He enjoyed the best scoring game of his career on Sunday, netting 22 points to go with five rebounds. He is now averaging 8.2 points and 5.7 rebounds per outing.

Anderson was 4-of-6 against the Orange from beyond the 3-point arc and is now 20-of-56 (.357) from deep on the season. He is one of four Wildcats to have drained 20 or more triples this season, along with Corey Stokes (57), Reynolds (54), and Corey Fisher (21).

Villanova 2008-09 Roster

No.	Name	Pos.	Ht.	Wt.	Year	Hometown/High School/Previous School
0	Antonio Pena	F	6-8	235	So.	Brooklyn, N.Y./St. Thomas More
1	Scottie Reynolds	G	6-2	195	Jr.	Herndon, Va./Herndon
4	Jason Colenda	G	6-0	205	Jr.	Fairfax, Va./Bishop O'Connell
10	Corey Fisher	G	6-1	185	So.	Bronx, N.Y./St. Patrick's (N.J.)
15	Reggie Redding	G	6-5	205	Jr.	Philadelphia, Pa./St. Joseph's Prep
20	Shane Clark	F	6-7	205	Sr.	Philadelphia, Pa./Hargrave Military Academy
21	Maurice Sutton	F/C	6-11	215	Fr.	Upper Marlboro, Md./Largo
22	Dwayne Anderson	G/F	6-6	215	Sr.	Silver Spring, Md./St. Thomas More
23	Russell Wooten	F	6-4	210	Jr.	Chula Vista, Calif./St. Augustine
24	Corey Stokes	G	6-5	195	So.	Bayonne, N.J./St. Benedict's
31	Taylor King	F	6-6	230	R-Fr.	Huntington Beach, Calif./Santa Ana Mater Dei/Duke
33	Dante Cunningham	F	6-8	230	Sr.	Silver Spring, Md./Potomac
42	Frank Tchuisi	F	6-8	215	Sr.	Douala, Cameroon/St. Benedict's

Head Coach: Jay Wright (Bucknell '83)

Associate Head Coach: Patrick Chambers

Assistant Coaches: Jason Donnelly, Doug West

Manager of Basketball Operations: Keith Urgo

Athletic Trainer: Jeff Pierce



2008-09 MEN'S BASKETBALL GAME NOTES

Fish Sizzles in February

Villanova has prospered to this point in the month of February and one major reason is sophomore guard Corey Fisher. In the course of the seven games played thus far this month, the St. Patrick's (N.J.) High School product has scored in double figures in every one of them (15.0 ppg). It is the longest stretch of double-figure scoring efforts in his two seasons on the Main Line.

What's more, he has been extremely efficient in his work.

In that seven-game stretch Fisher has connected on 35-of-56 field goals (.625) to bump his season field goal percentage up to .473.

In the victory over Syracuse Fisher was 5-of-6 from the field and 5-of-7 from the foul line to finish with 16 points. He ranks third on the Wildcats in scoring with an 11.2 ppg average.

Board Scores

The Wildcats outrebounded Syracuse 40-36 on Sunday afternoon and did it as they usually have - with a variety of helping hands.

Villanova has more than held its own on the glass in 2008-09, despite not utilizing a player taller than 6-8. It has outrebounded its foe in BIG EAST action in nine of 14 games thus far this season.

The Wildcats get the job done by committee. Five different Wildcats have had a double figure board effort this season, including Cunningham, Antonio Pena, Shane Clark, Dwayne Anderson and Reggie Redding.

Six Villanova players average better than 3.5 rebounds per game. Cunningham sets the pace with 7.3 rpg, Anderson is at 5.7 rpg, Antonio Pena follows at 4.9 rpg. Redding is at 4.8 rpg, Shane Clark at 4.0 rpg and Corey Stokes collects 3.5 per contest.

Clark Stars

After enduring an early season marked by injuries to his knee, wrist and ankle, Shane Clark has thrived since his insertion into the starting lineup earlier this month. In his first 20 appearances this season, Clark scored in double figures once. After his 15-point effort on Sunday, he has now scored in double digits three times in the last five games.

AP Top 25 (Feb. 23)	ESPN/USA Today Poll (Feb. 23)
1. Pittsburgh	1. Pittsburgh
2. Connecticut	2. Connecticut
3. Oklahoma	3. Oklahoma
4. North Carolina	4. Memphis
5. Memphis	5. North Carolina
6. Louisville	6. Louisville
7. Duke	7. Duke
8. Marquette	8. Missouri
9. Michigan State	9. Michigan State
10. Villanova	10. Marquette
11. Missouri	11. Arizona State
12. Clemson	12. Villanova
13. Wake Forest	13. Clemson
14. Arizona State	14. Wake Forest
15. Kansas	15. Kansas
16. Purdue	16. Purdue
17. Gonzaga	17. Gonzaga
18. LSU	18. LSU
19. Xavier	19. UCLA
20. Illinois	20. Illinois
21. Washington	21. Washington
22. UCLA	22. Xavier
23. Florida State	23. Butler
24. Butler	24. Texas
25. Texas	25. Florida State

Series Stuff

Villanova at DePaul

Wednesday, Feb. 25, 2009 ~ 8:04 PM (All State Arena)

My 17 TV (Lou Canellis & Mark Adams)

ESPN 950 Radio (Ryan Fannon & Whitey Rigsby)

All-Time: VU leads 11-8

Last Meeting: VU 76, DePaul 69 (Jan. 16, 2008)

Last DePaul Victory: DePaul 84, VU 76 (Jan. 3, 2008)

Jay Wright vs. DePaul: 3-2

Notes: These two teams split a pair of games in 2007-08, with each team grabbing a victory on its homecourt ... Corey Fisher scored 23 points in the clash in Rosemont, Ill., with Dante Cunningham adding 16 points ... The Wildcats are 1-1 at DePaul since the Blue Demons entered the BIG EAST prior to the start of the 2005-06 campaign.

Georgetown at Villanova

Saturday, February 28, 2009 ~ 12:02 p.m. (Wachovia Center)

ESPN TV (Dave Pasch & Dick Vitale)

ESPN 950 Radio (Ryan Fannon & Whitey Rigsby)

All-time: Georgetown leads 38-27

Last Meeting: GU 82, VU 63 (March 13, 2008)

Last VU Victory: VU 56, GU 52 (Jan. 8, 2007)

Jay Wright vs. GU: 5-6

Notes: The Hoyas have captured the last four meetings between the two schools, including a pair of wins last season ... Georgetown grabbed its first win over Villanova (55-53) at the Verizon Center in the regular season meeting on a pair of free throws by Jonathan Wallace ... Georgetown then eliminated the 'Cats in the BIG EAST Tournament quarterfinals at Madison Square Garden ... Scottie Reynolds averaged 18.5 ppg against the Hoyas in 2008-09.

Villanova at Notre Dame

Monday, March 2, 2009 ~ 7:02 PM (Joyce Center)

ESPN (Sean McDonough, Bill Raftery & Jay Bilas)

ESPN 950 Radio (Ryan Fannon & Whitey Rigsby)

All-time: VU leads 16-14

Last Meeting: Notre Dame 90, VU 80 (Jan. 26, 2008)

Last VU Victory: VU 102, ND 87 (Jan. 17, 2007)

Jay Wright vs. ND: 4-4

Notes: Kyle McAlarney and Luke Harangody combined for 55 points in the 'Fighting Irish' win at the Wachovia Center last season.

Nova Nuggets

Villanova's offense has revved up in February, scoring 612 points in seven games (87.4 ppg). VU is 209-of-420 (.498) from the field since the start of the month and 51-of-133 (.383) from beyond the 3-point arc. It is also 15-of-34 (.441) from deep in their last two outings (.441).

In its last six appearances, the 'Cats have posted 541 points - an average of 90.1 ppg.

On the flip side, VU has surrendered 511 points over its last six games, an average of 85.1 ppg. But the 'Cats are 5-1 (.833) in that stretch.

When Villanova converts five or more 3-point field goals in a game this season, it is 20-3 (.870). It is 39-10 (.796) when making five or more triples since the start of 2007-08.

The Wildcats are also 11-0 (1.000) when holding their opponent to 60 points or fewer in a game.



2008-09 MEN'S BASKETBALL GAME NOTES

'Cats Sign Trio of Standouts

A trio of nationally prominent seniors have inked national letters of intent to attend Villanova University in the fall of 2009, it was announced today. The group includes forward Isaiah Armwood from Montrose Christian Academy (Rockville, Md.); guard Maalik Wayns of Philadelphia's Roman Catholic High School and power forward Mouphtaou Yarou, a native of Benin in the republic of West Africa who also attends Montrose Christian Academy.

ESPN.com ranks the class as No. 2 in the nation.

"We are as excited about this class as any we have brought to Villanova," stated head coach Jay Wright. "This group offers us a unique combination of frontcourt and backcourt talent with exceptional skill and incredible character. The loyalty each of these young men has shown to our program through this process is heartwarming to all of us in the Villanova Basketball Family."

Armwood, 6-8, is a versatile forward who has been a fixture for national prep powerhouse Montrose Christian Academy. He averaged 12 points and eight rebounds as a junior before being sidelined by a left knee injury. It is expected that he will be a key performer in his final prep season for Montrose. He is listed as the No. 35 ranked prospect on ESPNU's Top 100 list.

"Isaiah is an athletically gifted wing player who has played four years for coach Stu Vetter at Montrose Christian Academy," stated Wright. "He has been well-schooled in the fundamentals. We expect him to make an immediate impact at Villanova with his quickness and athleticism."

Wayns is a 6-1 guard who averaged 22.4 points, 5.1 assists and 4.8 rebounds per game as a junior at Roman Catholic High School. Last summer, he represented the United States as a member of USA Basketball's 18-and-under team that competed in Argentina. He was named to the McDonald's All-American team on Feb. 18.

"Maalik Wayns is the leader of this class," said Wright. "He was the first one of this group to commit to us and he encouraged his friends Isaiah and Mough (Yarou) to join him at Villanova. Maalik will be the next in the line of great Villanova guards. We're so proud to have another Roman Catholic Cahillite with us on the Villanova campus."

Rounding out the group of fall signees is Yarou, a 6-9 power forward who in a short period of time in the United States has emerged as one of the nation's most coveted big men - the No. 27 rated senior prospect in the nation according to espn.com. He enjoyed a breakthrough summer on the AAU circuit and will play this season for Vetter at Montrose Christian Academy.

"Mough' is as skilled a power forward as any frontcourt recruit we have had at Villanova," Wright stated. "He is very intelligent, extremely hard working and will be playing for a legendary coach this season in Stu Vetter at Montrose Christian Academy. Mough will make an immediate impact on our team with his rebounding and shot blocking ability."

Philadelphia Big Five

Villanova wrapped up the Philadelphia Big Five City Series coronation with a 62-45 victory over Temple on Dec. 29. The Wildcats were 4-0 against local rivals Penn, Saint Joseph's, La Salle and Temple and have taken 18 of their last 19 in City Series action. Since Jay Wright was named head coach in 2001, Villanova is 25-7 (.781) against its Big Five rivals and picked up its third 4-0 City Series slate in the last four seasons and seventh all-time.

Happy at Home

Villanova will play home games at three sites in 2008-09: the Pavilion, Wachovia Center and Wachovia Spectrum.

The Wildcats have played before a sellout crowd of 6,500 at the Pavilion for 94 consecutive regular season games. They now own a 27-game winning streak at the Pavilion dating to January of 2007.

Villanova is 50-4 (.926) in the building on Ithan Avenue since 2005. It is now 211-54 (.796) all-time in the Pavilion. Since the start of the 1994-95 season, VU is 149-22 (.871) in the Pavilion. The 'Cats are 79-12 (.868) in Pavilion home games under Jay Wright.

The Wildcats dropped their first of three games at the Wachovia Center to Louisville on Jan. 10 by the score of 61-60. They rebounded to claim a 102-85 win over Syracuse before a sellout crowd of 20,390 on Feb. 7 and meets Georgetown on Feb. 28. Villanova has averaged better than 18,000 in attendance in its Center games since 2005.

VU upended No. 3 Pittsburgh 67-57 when it hosted the final college basketball game at the Wachovia Spectrum on Jan. 28 before a

The Last Time it Happened . . .

	<u>By Villanova</u>	<u>By Opponent</u>
Team Scored 100 points	102, vs. Marquette (Feb 10, 2009)	Providence, 100 (Feb. 11, 2004)
Team Scored 90 points	94, vs. Providence (Feb. 4, 2009)	West Virginia, 93 (Feb. 13, 2009)
Team Scored 80 points	89, vs. Syracuse (Feb. 22, 2009)	Syracuse, 86 (Feb. 22, 2009)
30-point win	93-57, vs. Houston Baptist (Dec. 4, 2008)	Kentucky, 93-56 (Feb. 9, 1997)
20-point win	71-50, vs. Cincinnati (Feb. 1, 2009)	West Virginia, 93-72 (Feb. 13, 2009)
50 percent shooting	.525, vs. Syracuse (Feb. 22, 2009)	Rutgers, .521 (Feb. 19, 2009)
5 players in double figures	vs. Syracuse, (Feb. 22, 2009)	Syracuse, (Feb. 7, 2009)
4 players in double figures	vs. Rutgers, (Feb. 19, 2009)	Syracuse, (Feb. 22, 2009)
Overtime victory	89-85, vs. Seton Hall (Jan. 6, 2009)	Connecticut, 75-74 (Feb. 28, 2004)
30 points by a player	Dante Cunningham, 31, vs. Syracuse (Feb. 7, 2009)	Da'Sean Butler, West Virginia, 43 (Feb. 13, 2009)
15 rebounds by a player	Dwayne Anderson, 15, vs. Seton Hall (Jan. 6, 2009)	DeJuan Blair, Pitt, 15 (Jan. 6, 2008)
10 assists by a player	Scottie Reynolds, 10, vs. Louisville (Feb. 3, 2007)	Cliff Clinkscales, DePaul, 11 (Jan. 16, 2007)
Five steals by a player	Reggie Redding, 6, vs. Syracuse (Feb. 22, 2009)	Jermaine Dixon, Pittsburgh, 6 (Jan. 28, 2009)
Five blocks by a player	Jason Fraser, 5, vs. Providence (Jan. 11, 2005)	Darryl Watkins, Syracuse, 5 (Mar. 3, 2007)
Eight turnovers by a player	Scottie Reynolds, 9, vs. Providence (Jan. 23, 2007)	Scoop Jardine, 8, Syracuse (Jan. 19, 2008)
40 minutes by a player	Dante Cunningham, 45, vs. Seton Hall (Jan. 6, 2009)	Alex Ruoff, 40, West Virginia (Feb. 13, 2009)
50 minutes by a player	Kerry Kittles, 55, vs. Old Dominion (March 17, 1995)	Vonteego Cummings, Pitt, 50 (Mar. 4, 1998)
25 turnovers as a team	25 vs. Rutgers (Jan. 18, 2003)	Penn, 27 (Dec. 1, 2007)



2008-09 MEN'S BASKETBALL GAME NOTES

HEAD COACH JAY WRIGHT

The Wright Numbers

Lifetime: 292-173 (.628)
Villanova (2001-present): 170-88 (.659)
Hofstra (1994-2001): 122-85 (.589)
Big East Regular Season: 74-54 (.578)
America East Regular Season: 76-48 (.613)
NCAA Record: 7-6 (.538); six appearances
NIT Record: 4-4 (.500); four appearances
Big East Tournament: 7-7 (.500)

Jay Wright vs. All Opponents

Albany	2-0	Michigan State	1-0
American (PR)	1-0	Middle Tennessee	1-0
Arizona	1-0	Monmouth	3-0
Army	2-0	UMKC	0-1
Belmont	2-0	Navy	2-0
Binghamton	1-0	New Hampshire	10-4
Boston College	4-4	New Mexico	1-0
Boston University	7-7	New Mexico St.	0-1
Bucknell	5-0	Niagara	1-0
California	0-1	North Carolina	0-1
Chaminade	0-1	North Carolina State	0-1
Cincinnati	3-1	Northeastern	11-5
Clemson	1-0	Northern Ill.	1-0
Colgate	2-1	Northwood	1-0
Coll. of Charleston	1-1	Notre Dame	4-5
Colorado	0-1	Ohio State	0-1
Colgate	2-0	Oklahoma	2-0
Columbia	2-0	Oklahoma State	0-1
Connecticut	4-8	Penn	7-3
Cornell	1-0	Penn State	0-1
Dartmouth	1-0	Pittsburgh	4-6
Dayton	1-1	Providence	8-4
Delaware	8-10	Redlands	1-0
Delaware State	1-0	Rhode Island	1-0
DePaul	3-2	Rider	2-0
Drexel	10-10	Rutgers	8-4
Eastern Washington	1-0	St. John's	7-6
Fairfield	0-1	Saint Joseph's	5-3
Florida	1-0	Santa Clara	1-0
Florida Atlantic	3-0	Seton Hall	7-2
Florida Int.	2-0	Siena	1-1
Fordham	5-1	Southern Miss	0-1
George Mason	1-0	SW Texas St.	0-1
Georgetown	5-6	Stony Brook	10-0
Georgia Tech	1-1	Syracuse	9-4
Grambling	1-0	Temple	7-2
Hartford	11-4	Texas	1-2
Hawaii-Pacific	1-0	Towson	12-1
Houston Baptist	1-0	UCLA	1-1
Iona	2-2	UMBC	2-0
Iowa	1-0	UNCG	1-0
Kansas	1-2	UCF	1-0
Kentucky	0-1	USF	3-0
Lafayette	1-0	Vanderbilt	0-1
La Salle	7-1	Vermont	8-8
Lehigh	1-1	Villanova	0-2
Longwood	1-0	Virginia	1-0
Louisiana Tech	1-0	VMI	1-0
Louisville	3-3	Virginia Tech	4-1
Loyola Mary.	1-0	West Virginia	3-6
LSU	1-0	Wichita State	1-0
Maine	10-4	Xavier	0-2
Manhattan	2-3	Yale	0-1
Marquette	2-4	Youngstown St.	2-0
Maryland	0-1		
Memphis	0-2		
Miami	3-3		

Jay Wright Year-by-Year

<u>Year</u>	<u>Institution</u>	<u>Record</u>	<u>Postseason</u>
1994-95	Hofstra University	10-18	None
1995-96	Hofstra University	9-18	None
1996-97	Hofstra University	12-15	None
1997-98	Hofstra University	19-12	None
1998-99	Hofstra University	22-10	NIT
1999-00	Hofstra University	24-7	NCAA
2000-01	Hofstra University	26-5	NCAA
2001-02	Villanova University	19-13	NIT
2002-03	Villanova University	15-16	NIT
2003-04	Villanova University	18-17	NIT
2004-05	Villanova University	24-8	NCAA
2005-06	Villanova University	28-5	NCAA
2006-07	Villanova University	22-11	NCAA
2007-08	Villanova University	22-13	NCAA
2008-09	Villanova University	22-5	
Totals		292-173	

Biographical Information

Date of Birth: Dec. 24, 1961
Education: Council Rock High School (1979); Bucknell University (1983)
Assistant Coaching Experience: University of Rochester (1984-86); Drexel University (1986-87); Villanova University (1987-92); UNLV (1992-94)
Head Coaching Experience: Hofstra (1994-2001); Villanova (2001-present)

Wright Stuff

Six men who have served on Jay Wright's staff have moved on to either college head coaching or NBA staff positions in recent years.

- **Tom Pecora** (Hofstra): Pecora served on Wright's staff for seven years in Hempstead, N.Y., and assumed command when Wright came to Villanova in 2001.

- **Joe Jones** (Columbia): Jones worked for Wright at Hofstra and again at Villanova. He is now in his sixth season in the Ivy League.

- **Billy Lange** (Navy): Lange served three seasons on Wright's staff at Villanova and was hired in Annapolis in March, 2004.

- **Fred Hill** (Rutgers): The former VU Associate Head Coach is in his third season as the head coach of the Scarlet Knights.

- **Ed Pinckney** (Minnesota Timberwolves): Pinckney spent four seasons on Jay Wright's staff at Villanova and is now in his second season as an assistant coach with the Minnesota Timberwolves.

- **Brett Gunning** (Houston Rockets): An assistant and associate head coach to Jay Wright at both Hofstra and Villanova, Brett Gunning is in his first season as the director of player development for the Rockets.



2008-09 MEN'S BASKETBALL GAME NOTES

Villanova Individual Season Highs

POINTS:	Reynolds	40	(vs. Seton Hall, Jan. 6)	
	Cunningham	31	(vs. Fordham, Nov. 14)	
	Reynolds	31	(vs. Providence, Feb. 4)	
	Cunningham	31	(vs. Syracuse, Feb. 7)	
FIELD GOALS	Cunningham	12	(vs. Syracuse, Feb. 7)	
	Cunningham	11	(vs. Fordham, Nov. 14)	
	Cunningham	11	(vs. Navy, Dec. 22)	
	Reynolds	10	(vs. Seton Hall, Marq.)	
FG ATTEMPTS	Cunningham	19	(vs. Louisville, Jan. 10)	
	Cunningham	18	(vs. Navy, Dec. 22)	
FG PCT.	Cunningham	1.000 (5-5)	(vs. Providence, Feb. 4)	
	Fisher	.875 (7-8)	(vs. Temple, Dec. 29)	
	Cunningham	.800 (12-15)	(vs. Syracuse, Feb. 7)	
3-PT. FG	Stokes	6	(vs. HBU, Dec. 4)	
	Stokes	5	(vs. Monmouth, Nov. 25)	
	Reynolds	5	(vs. Seton Hall, Marq.)	
	Stokes	5	(vs. Rutgers, Feb. 19)	
3-PT. FG ATT.	Stokes	11	(vs. Monmouth, Nov. 25)	
	Reynolds	11	(vs. Providence, Feb. 4)	
	Reynolds	11	(vs. Marquette, Feb. 10)	
3-PT. PCT	Fisher	1.000 (4-4)	(vs. Temple, Dec. 29)	
	Stokes	1.000 (3-3)	(vs. Fordham, Nov. 14)	
	Fisher	.800 (4-5)	(vs. Marquette, Feb. 10)	
FREE THROWS	Reynolds	15	(vs. Seton Hall, Jan. 6)	
	Reynolds	13	(vs. Providence, Feb. 4)	
	Redding	10	(vs. Pitt, Jan. 28)	
	Reynolds	10	(vs. Rutgers, Feb. 19)	
FT ATTEMPTS	Reynolds	16	(vs. Seton Hall, Jan. 6)	
	Reynolds	15	(vs. Providence, Feb. 4)	
	Pena	14	(vs. Louisville, Jan. 10)	
FT PCT. (Min. 3)	Redding	1.000 (10-10)	(vs. Pitt, Jan. 28)	
	Stokes	1.000 (6-6)	(vs. Fordham, Nov. 14)	
	Fisher	1.000 (6-6)	(vs. HBU, Dec. 4)	
	Anderson	1.000 (6-6)	(vs. Providence, Feb. 4)	
REBOUNDS	Anderson	15	(vs. Seton Hall, Jan. 6)	
	Cunningham	13	(vs. Seton Hall, Jan. 6)	
	Cunningham	12	(vs. URI, SU)	
	Redding	12	(vs. URI, Nov. 25)	
	Pena	12	(vs. Navy, Dec. 22)	
ASSISTS	Reynolds	7	(vs. Fordham, Nov. 14)	
	Reynolds	7	(vs. USF, Jan. 24)	
	Redding	7	(vs. Syracuse, Feb. 22)	
	Reynolds	6	(vs. Fordham, Nov. 14)	
	Reynolds	6	(vs. Towson, Rutgers)	
	Reynolds	6	(vs. HBU, St. Jos.)	
	Redding	6	(vs. Marquette, Feb. 10)	
	Fisher	6	(vs. La Salle, Syracuse)	
	Pena	6	(vs. La Salle, Dec. 14)	
	TURNOVERS	Cunningham	7	(vs. Syracuse, Feb. 7)
		Cunningham	6	(vs. Cincinnati, Feb. 1)
BLOCKS	Cunningham	4	(vs. La Salle, Dec. 14)	
	Cunningham	3	(four times, last vs. UC)	
	Pena	3	(vs. Navy, Dec. 22)	
STEALS	Redding	6	(vs. Syracuse, Feb. 22)	
	Anderson	5	(vs. Providence, Feb. 4)	

Team High & Lows

--Villanova--

POINTS	High	56	(vs. Fordham, Nov. 14)
	Low	22	(vs. Temple, Dec. 29)
POINTS (First Half)	High	52	(vs. Marquette, Feb. 10)
	Low	26	(vs. Monmouth, Nov. 25)
TOTAL POINTS	High	107	(vs. Fordham, Nov. 14)
	Low	58	(vs. Texas, Dec. 9)
FIELD GOALS	High	37	(vs. Marquette, Feb. 10)
	Low	19	(vs. Texas, Dec. 9)
FG ATTEMPTS	High	71	(vs. Seton Hall, Jan. 6)
	Low	47	(vs. Pitt, Jan. 28)
FG PCT.	High	.588	(vs. St. John's, Jan. 18)
	Low	.377	(vs. Louisville, Jan. 10)
3-PT. FG	High	13	(vs. Marquette, Feb. 10)
	Low	2	(vs. URI, Louisville, UC)
3-PT. ATT	High	28	(vs. Providence, Feb. 4)
	Low	8	(vs. Louisville, Jan. 10)
3-PT. FG PCT.	High	.542	(vs. Marquette, Feb. 10)
	Low	.133	(vs. URI, Nov. 25)
FREE THROWS	High	30	(vs. Fordham, Nov. 17)
	Low	8	(vs. LaSalle, Dec. 14)
FT ATTEMPTS	High	38	(vs. Niagara, Nov. 19)
	Low	13	(vs. Monmouth, Nov. 25)
FT PCT.	High	.875	(vs. St. Joseph, Dec. 11)
	Low	.571	(vs. LaSalle, Dec. 14)
REBOUNDS	High	50	(vs. Providence, Feb. 4)
	Low	26	(vs. St. Joseph, Dec. 11)
ASSISTS	High	23	(vs. FU, Syr., Marq.)
	Low	5	(vs. WVU, Feb. 13)
TURNOVERS	High	19	(vs. Texas, Providence)
	Low	8	(vs. LaSalle, Dec. 14)
BLOCKS	High	7	(vs. Cincinnati, Feb. 1)
	Low	0	(vs. Niagara, WVU)
STEALS	High	10	(4 times, last vs. S. John)
	Low	4	(vs. Seton Hall, WVU)



Dwayne Anderson (#22)
6-6 • 215
Senior • Guard/Forward
Silver Spring, Md.
St. Thomas More

2008-09 Highlights: Missed six games after being diagnosed with a stress reaction in his left foot, played seven minutes against Penn and then did not appear on Dec. 4 against Houston Baptist ... Scored three points against Penn but did not appear in the second half after experiencing discomfort in the same foot he had injured earlier ... Played 20 minutes in a 67-58 loss to Texas on Dec. 9, scoring four points and collecting nine rebounds... Made his first appearance in the starting lineup in a 59-56 win over Saint Joseph's on Dec. 11, scoring 10 points in 31 minutes ... Came up with a huge effort in Villanova's 89-85 overtime win at Seton Hall on Jan. 6 ... Established a new career-high with 15 rebounds and added nine points in 36 minutes of action against the Pirates ... Notched a season-high 14 points to go with four rebounds and three steals in a 76-59 win over St. John's on Jan. 18 ... Dropped in 15 points to go with eight rebounds, three assists and three steals in an 89-83 loss at Connecticut on Jan. 21 ... Converted a critical old-fashioned 3-point play to help VU down USF 71-60 on Jan. 24 ... Ended the day with seven points and 11 rebounds ... Contributed nine points, eight rebounds and a pair of blocked shots in a 71-50 win over Cincinnati on Feb. 1 ... eStablished new career highs in points (19) and steals (five) to go with 10 rebounds in a 94-91 win at Providence on Feb. 4 ... Was limited to 13 minutes due to a left knee injury suffered early in the second half of a 102-84 win over Marquette ... Diagnosed with a hyperextension and bone bruise but returned to play 19 minutes and score six points in against West Virginia on Feb. 13 ... Established a new career with 22 points, including 4-of-6 from 3-point territory, in an 89-86 win at Syracuse on Feb. 22.

	<u>Career Highs</u>	<u>2008-09</u>
Points	22 vs. Syracuse (2/22/09)	22 vs. Syracuse (2/22/09)
Rebounds	15, vs. Seton Hall (1/6/09)	15, vs. Seton Hall (1/6/09)
Assists	4, vs. Providence (3/8/08)	3 vs. UConn (1/21/09)
Steals	5 vs. Providence (2/4/09)	5 vs. Providence (2/4/09)
Blocks	2, three times, last vs. SHU	2, vs. Seton Hall (1/6/09)
Minutes:	40, vs. Providence (3/8/08)	36, vs. Seton Hall (1/6/09)
Field Goals	6, vs. Iowa (11/20/06)	5 vs. St. John's, UConn
3-PT Goals	5, vs. West Virginia (2/20/08)	3 vs. Providence (2/4/09)
Free Throws	8, vs. Providence (3/8/08)	6 vs. Providence (2/4/09)



Shane Clark (#20)
6-7 • 205
Senior • Forward
Philadelphia, Pa.
Hargrave Military Academy


2008-09 Highlights: Underwent arthroscopic surgery on his right knee on Nov. 6 at Bryn Mawr Hospital ... Returned to the lineup in 11 days to play 16 minutes off the bench in a 107-68 victory over Fordham at the Pavilion on Nov. 17 ... Contributed eight points in that outing ... Reached double figures for the first time this season with 10 points on 4-of-4 shooting from the field in a 71-48 win over Monmouth on Nov. 25 ... Contributed eight points and four rebounds in a 78-65 win over Rhode Island on Nov. 29 in the finals of the Philly Hoop Group Classic ... Led the Wildcats with seven rebounds in just 17 minutes of a 70-59 win at La Salle on Dec. 14 ... Added six points against the Explorers too ... Contributed seven points and two rebounds in a 62-45 win over Temple on Dec. 29 ... Departed the game against Louisville on Jan. 10 with just over five minute left and did not return after suffering a left ankle injury ... Returned to action against UConn after missing the St. John's game with a sprained right wrist ... Provided an important lift off the bench in a 70-61 win over USF on Feb. 24, scoring five points and collecting eight rebounds in 20 minutes ... Grabbed seven rebounds in 17 minutes of a 67-57 win over Pitt on Jan. 28 ... Made his first start of the season, adding four points and three rebounds, in a 71-50 win over Cincinnati on Feb. 1 ... Posted his first double-double of the season and sixth of his career in a 102-85 win over Syracuse on Feb. 10 ... Produced 16 points and seven rebounds with three assists in 26 minutes of a 102-84 win over Marquette on Feb. 10 ... Supplied 15 points, on 6-of-8 shooting from the field, and eight rebounds in a 89-86 victory at Syracuse on Feb. 22.

	<u>Career Highs</u>	<u>2008-09</u>
Points	25, vs. Stony Brook (11/9/07)	16 vs. Marquette (2/10/09)
Rebounds	12, three times (last on 11/18/07)	10 vs. Syracuse (2/7/09)
Assists	4, vs. George Mason (11/23/07)	3 vs. Syracuse, Marq.
Steals	3, vs. La Salle (12/29/07)	4 vs. URI (11/29/08)
Blocks	2, six times (last on 2/7/09)	2 vs. Syracuse (2/7/09)
Minutes:	36, two times (last on 12/9/08)	31 vs. Syracuse (2/22/09)
Field Goals	8, vs. Stony Brook (11/9/07)	6 three times, last vs. SU
3-PT Goals	4, two times (last on 11/9/07)	3 vs. Marquette (2/10/09)
Free Throws	8, vs. Providence (3/8/08)	3 vs. Syracuse (2/22/09)



Jason Colenda (#4)
6-0 • 205
Junior • Guard
Fairfax, Va.
Bishop O'Connell

2008-09 Highlights: Collected a career-high two rebounds against Houston Baptist on Dec. 4 ... Picked up two minutes in a 69-47 win over Penn at the Palestra on Dec. 2 ... Played a career-high six minutes, including his first ever time in the first half, in a 107-68 win over Fordham on Nov. 17 ... Added one rebound and one assist ... Did not score in one minute of action against Albany on Nov. 14 ... Came up with one steal in two minutes of action in the exhibition win over Northwood on Nov. 6.



Dante Cunningham (#33)
6-8 • 230
Senior • Forward
Silver Spring, Md.
Potomac

2008-09 Highlights: Picked up his 12th career double-double with 12 points and 12 rebounds in an 89-86 win over Syracuse on Feb. 22 ... Tied a career-high with 31 points and to go with nine rebounds in a 102-87 win over Syracuse on Feb. 7 ... Posted his seventh double-double of the season and 12th of his career with 12 points and 11 rebounds in a 94-91 win at Providence on Feb. 4 ... Named to BIG EAST Honor Roll on Feb. 2 ... Notched a game-high 21 points to go with eight rebounds in a 71-50 win over Cincinnati on Feb. 1 ... Delivered 15 points and five rebounds to help VU down No. 3 Pitt 67-57 at the Wachovia Spectrum on Jan. 28 ... Also had two breathtaking blocked shots ... Despite foul woes that limited him to 19 minutes, he still led VU with 14 points and eight rebounds in a 70-61 win at the Sund Dome. Led the 'Cats with 17 points on 7-of-10 shooting from the field in a 76-57 win over St. John's on Jan. 18 ... Delivered 21 points and five rebounds in a 61-60 loss to Louisville on Jan. 10 ... The final point was the 1,000th of his Villanova career ... Chalked up his sixth double-double of the campaign with 21 points, 13 rebounds in a career-high 45 minutes against Seton Hall on Jan. 6 ... Dropped in 24 points to go with 10 rebounds in a 78-68 win over Navy on Dec. 22 ... Tied a career-high with four blocked shots in a 70-59 win at La Salle on Dec. 14 ... Provided a key steal in the final seconds to help preserve a 59-56 win over Saint Joseph's on Dec. 11 ... Produced 23 points and 11 rebounds in a 67-58 loss to No. 6 Texas on Dec. 9 in the Jimmy V Classic ... Named to the BIG EAST Conference honor roll for the second consecutive week on Dec. 1 ... Followed that up with a 20 point, 11 rebound effort in a 69-47 win over Penn on Dec. 2 ... Selected as most valuable player of the Philly Hoop Group Classic Independence bracket after scoring 19 points and collecting 12 rebounds in a 78-65 win over Rhode Island on Nov. 29 ... Named co-Philadelphia Big Five player of the week on Nov. 25 with Temple's Dionte Christmas ... Dropped in 12 points and seven rebounds in a Philly Hoop Group Classic victory over Towson at the Palestra on Nov. 28 ... Scored 19 points and added seven rebounds in a 71-48 victory over Monmouth on Nov. 25 at the Pavilion ... Established a new career high with 31 points in a 107-68 win over Fordham on Nov. 17 ... Also added 11 rebounds for his sixth career double-double ... Provided 13 points on 6-of-9 shooting from the field in a 78-60 victory over Albany on Nov. 14 ... Also added six rebounds and two steals ... Connected on 7-of-12 from the field for 15 points in a 102-84 win over Marquette on Feb. 10.


	<u>Career Highs</u>	<u>2008-09</u>
Points	N/A	
Rebounds	2 vs. HBU (12/4/08)	2 vs. HBU (12/4/08)
Assists	1 twice, last vs. Fordham	1 vs. Fordham (11/17/08)
Steals	N/A	
Blocks	N/A	
Minutes:	6 vs. Fordham (11/17/08)	6 vs. Fordham (11/17/08)
Field Goals	N/A	
3-PT Goals	N/A	
Free Throws	N/A	

	<u>Career Highs</u>	<u>2008-09</u>
Points	31 twice, last vs. Syracuse	31 twice, last vs. Syracuse
Rebounds	13, three times (last on 1/6/09)	13, vs. Seton Hall (1/6/09)
Assists	6, vs. Syracuse (2/22/09)	6, vs. Syracuse (2/22/09)
Steals	5, two times (last on 2/23/08)	4 vs. HBU, La Salle
Blocks	4 twice, last vs. La Salle	4 vs. La Salle (12/14/08)
Minutes:	45, vs. Seton Hall (1/6/09)	45, vs. Seton Hall (1/6/09)
Field Goals	12 vs. Syracuse (2/7/09)	12 vs. Syracuse (2/7/09)
3-PT Goals	1, vs. La Salle (12/23/06)	
Free Throws	13, vs. Seton Hall (2/9/08)	9 vs. Fordham (11/17/08)



Corey Fisher (#10)
6-1 • 185
Sophomore • Guard
Bronx, N.Y.
St. Patrick's (N.J.)

2008-09 Highlights: Dropped in 16 points, three rebounds and two assists to help 'Cats past Syracuse 89-86 on Feb. 22 ... Supplied 14 points and three assists in 19 minutes off the bench in an 82-72 win over Rutgers on Feb. 19 ... Added 17 points and three rebounds in a 93-72 loss at West Virginia on Feb. 13 ... Dropped in 21 points to go with four assists and one steal in a 102-84 victory over Marquette on Feb. 10 ... Gave VU's offense a lift with 14 points, six assists and three steals in a 102-87 win over Syracuse on Feb. 7 ... Came up with 12 points in just 16 minutes before fouling out in a 94-91 win at Providence on Feb. 4 ... His first half steal helped ignite a Villanova rally that helped the Wildcats earn a 71-50 win over Cincinnati on Feb. 1 ... Finished that afternoon with 11 points, two assists, and two steals ... Added nine points, including an old-fashioned 3-point play with 11:52 left to give the 'Cats a lead they would not relinquish in a 67-57 victory over No. 3 Pitt on Jan. 28 ... Chipped in with nine points and three assists in an 89-83 loss at No. 3 Connecticut on Jan. 21 ... Added 12 points on 5-of-7 shooting from the field in a 76-57 win over St. John's on Jan. 18 at the Pavilion ... Contributed 21 points and five rebounds in a 79-72 loss at Marquette in the BIG EAST Conference season opener ... Scored 19 of his 23 points to help key a second half rally in a 62-45 victory over Temple on Dec. 29 that wrapped up the Big Five title ... Gave the offense a lift with eight points and six assists off the bench in a 70-59 win at La Salle on Dec. 14 ... Earned a spot on the Philly Hoop Group Classic Independence bracket first team on Nov. 29 ... Scored 14 points in 24 minutes of VU's 78-65 win over Rhode Island at the Palestra ... Contributed 11 points, including a key y3-point field goal to end the first half as Villanova defeated Towson 64-47 on Nov. 28 ... Added 15 points, six rebounds and five assists in a 77-62 win over Niagara on Nov. 19 ... Dropped in 17 points and added four assists in a 107-68 win over Fordham on Nov. 17 at the Pavilion ... Added 10 points and five assists in 30 minutes of a 78-60 win over Albany on opening night (Nov. 14).



Antonio Pena (#0)
6-8 • 235
Sophomore • Forward
Brooklyn, N.Y.
St. Thomas More

2008-09 Highlights: Delivered 12 points and eight rebounds in an 89-83 loss to No. 3 Connecticut on Jan. 21 ... Came through with 13 points and nine rebounds in a 76-57 victory over St. John's on Jan. 18 at the Pavilion ... Produced 14 points and a team-high eight rebounds in a 61-60 loss to Louisville on Jan. 10 at the Wachovia Center ... Set new career highs with 12 rebounds and three blocked shots in a 78-68 win over Navy on Dec. 22 ... Established a new career-high with six assists (and zero turnovers) in a 70-59 win at La Salle on Dec. 14 ... Added eight rebounds and solid defense against Saint Joseph's center Ahmad Nivins in a 59-56 win over the Hawks on Dec. 11 at the Pavilion ... Chipped in with 10 points and six rebounds in a 78-65 win over Rhode Island on Nov. 29 at the Palestra ... Tied for team-high rebounds with seven to go with 12 points in a 64-47 win over Towson on Nov. 28 at the Palestra ... Delivered 10 points, six rebounds and three assists in a 107-68 win over Fordham on Nov. 17 ... Contributed 12 points and five rebounds in Villanova's 78-60 win over Albany at the Pavilion on Nov. 14.

	<u>Career Highs</u>	<u>2008-09</u>
Points	23 twice, last vs. Temple	23 vs. Temple (12/29/08)
Rebounds	6 twice, last vs. Penn (12/2/08)	6 vs. Niagara, Penn
Assists	8, vs. Marquette (2/25/08)	6 vs. La Salle, Syracuse
Steals	4, vs. Penn (12/1/08)	4 (vs. Albany 11/14/08)
Blocks		
Minutes:	37, vs. Seton Hall (2/9/08)	36 vs. Niagara (11/19/08)
Field Goals	9, vs. N.C. State (11/25/08)	7 vs. Temple (12/29/08)
3-PT Goals	5, vs. Syracuse (2/2/08)	4 vs. Temple (12/29/08)
Free Throws	9, two times (last on 3/21/08)	8 vs. Marquette (1/9/09)

	<u>Career Highs</u>	<u>2008-09</u>
Points	17, three times (last on 1/26/08)	13 vs. St. John's (1/18/09)
Rebounds	12 vs. Navy (12/22/08)	12 vs. Navy (12/22/08)
Assists	6 vs. La Salle (12/14/08)	6 vs. La Salle (12/14/08)
Steals	3, vs. Pittsburgh (1/6/08)	2 vs. HBU (12/4/08)
Blocks	3 vs. Navy (12/22/08)	3 vs. Navy (12/22/08)
Minutes:	34 three times, last vs. Lou.	34 twice, last vs. Louisville
Field Goals	8, vs. Notre Dame (1/26/08)	5 three times, last vs. UConn
3-PT Goals	1, two times (last on 12/9/08)	
Free Throws	7, vs. DePaul (1/16/08)	6 vs. Louisville (1/10/09)



Reggie Redding (#15)
6-5 • 205
Junior • Guard
Philadelphia, Pa.
St. Joseph's Prep

2008-09 Highlights: Established new career highs in assists (seven) and steals (six) to go with 11 points in a 89-86 win at Syracuse on Feb. 22 ... Tied a career high with six assists to go with six rebounds in a 102-84 win over Marquette on Feb. 10 ... Picked up his second double-double of the season with 12 points and 11 rebounds in a 94-91 win at Providence ... Also came up with a key blocked shot with 1:40 left in the game ... Established a new career high with 18 points, including 10-of-10 free throws, to help lead the 'Cats past No. 3 Pitt 67-57 on Jan. 28 ... He also snagged seven rebounds ... Contributed 11 points and six rebeynds in a 70-61 over USF at the Sun Dome on Jan. 24 ... Added 12 points, four rebounds and two steals in an 89-83 loss at Connecticut on Jan. 21 ... Tied a career-high with four steals to go with five points, five rebounds and three assists in a 76-57 win over St. John's on Jan. 18 ... Supplied big baskets and superior defense against Jeremy Hazell in helping Villanova overcome Seton Hall on Jan. 6 ... Finished with 10 points, three rebounds and an assist in an 89-85 overtime victory ... Contributed seven points and two assists in a 70-59 win at La Salle on Dec. 14 ... Sank two critical baskets and converted two free throws in the final three minutes of VU's 59-56 win over Saint Joseph's on Dec. 11 ... Scored seven points and added four assists in a 67-58 loss to Texas on Dec. 9 at Madison Square Garden ... Established a new career high with 12 rebounds in a 78-65 win over Rhode Island on Nov. 29 ... Also did stellar work shadowing Rhodery sniper Jimmy Baron ... Collected a season-high six rebounds to go with five points in a 71-48 win over Monmouth on Nov. 25 ... Tied a career high with 14 points to go with four rebounds and stout defense against Niagara standout Tyrone Lewis in a 77-62 win over the Purple Eagles on Nov. 19 ... Scored nine points on 4-of-5 shooting from the field to go with four rebounds in a 107-68 triumph over Fordham on Nov. 17 ... Added 11 points and four rebounds in a 78-60 win over Albany on Nov. 14.



Scottie Reynolds (#1)
6-2 • 195
Junior • Guard
Herndon, Va.
Herndon H.S.

2008-09 Highlights: Named a pre-season All-BIG EAST choice ... Drained 21 points, including 10-of-11 at the line to help lead VU past Rutgers 82-72 on Feb. 19 ... His 27-point effort helped lead VU past Marquette 102-84 on Feb. 10 at the Pavilion ... Connected on 10-of-17 field goal attempts ... Delivered 31 points, including 13-of-15 at the line, to help VU pick up a 94-91 win at Providence on Feb. 4 ... Scored 10 second half points, including a critical 3-point goal from NBA range, to help VU get past No. 3 Pitt 67-57 on Jan. 28 ... Contributed 14 points and five assists in an 89-83 loss at Connecticut at the XL Center on Jan. 21 ... Scored nine points to go with five assists and only one turnover despite being limited to 20 minutes by foul trouble in a 76-57 win over St. John's on Jan. 18 ... Matched his career-best 40 point effort in an 89-85 overtime win at Seton Hall on Jan. 6 ... Connected on 10-of-17 from the field and 15-of-16 from the free throw line ... One of only two players in BIG EAST Conference history to record two 40-point efforts in a conference game (Eric Murdock of Providence was the other) ... Tied a season-high with 23 points in a 78-68 win over Navy on Dec. 22 at the Pavilion ... Also added three assists and one steal against the Mids ... His two free throws with 4.8 seconds left lifted VU to a 59-56 win over Saint Joseph's on Dec. 11 ... Finished with 18 points, six assists and two steals in the win ... Added six rebounds and six assists to go with 14 points in a 64-47 victory over Towson on Nov. 28 ... Led the 'Cats with 19 points in a 77-62 win over Niagara on Nov. 19 ... Delivered all 13 of his points in the second half against Albany on Nov. 14 in the season opener.

Career Highs

2008-09

Points	18 vs. Pittsburgh (1/28/09)	18 vs. Pittsburgh (1/28/09)
Rebounds	12 vs. URI (11/29/08)	12 vs. URI (11/29/08)
Assists	7 vs. Syracuse (2/22/09)	7 vs. Syracuse (2/22/09)
Steals	6 vs. Syracuse (2/22/09)	6 vs. Syracuse (2/22/09)
Blocks	3, vs. Syracuse (1/19/08)	1 vs. Pittsburgh, PC
Minutes:	38, vs. Bucknell (11/18/07)	35 vs. Providence (2/4/09)
Field Goals	6 vs. Providence (2/4/09)	6 vs. Providence (2/4/09)
3-PT Goals	2, four times, last vs. Niagara	2 vs. Niagara (11/19/08)
Free Throws	10 vs. Pittsburgh (1/28/09)	10 vs. Pittsburgh (1/28/09)

Career Highs


2008-09

Points	40 twice, last vs. Seton Hall	40, vs. Seton Hall (1/6/09)
Rebounds	8 vs. LSU (12/6//07)	6 three times, last vs. PC
Assists	10, vs. Louisville (2/3/07)	6 (vs. Albany, St. Joseph's)
Steals	4, six times, last vs. Niagara	4 vs. Niagara (11/19/08)
Blocks	1, six times (last on 12/4/08)	1 vs. HBU (12/4/08)
Minutes:	43, vs. Seton Hall (1/6/09)	43, vs. Seton Hall (1/6/09)
Field Goals	12, vs. Connecticut (2/28/07)	10, vs. Seton Hall, Marq.
3-PT Goals	7, vs. DePaul (1/6/07)	5, vs. SHU, Marquette
Free Throws	15, vs. Seton Hall (1/6/09)	15, vs. Seton Hall (1/6/09)



Corey Stokes (#24)
6-5 • 195
Sophomore • Guard
Bayonne, N.J.
St. Benedict's

2008-09 Highlights: Was 5-of-7 from beyond the arc to finish with 17 points and five rebounds in an 82-72 win over Rutgers on Feb. 19 ... Contributed 15 points and five rebounds in a 93-72 loss at West Virginia on Feb. 13 ... Established a new career-high with five assists in VU's 102-84 triumph over Marquette on Feb. 10 ... Produced a new career high in rebounds with nine in a 102-87 win over Syracuse on Feb. 7 to go with 16 points and three assists ... Chipped in with nine points to help VU down Cincinnati 71-50 on Feb. 1 ... Added seven key second half points in a 70-61 triumph over USF on Jan. 24 ... Finished with 10 points and two rebounds ... Produced 12 points and two rebounds in an 89-83 loss to No. 3 UConn on Jan. 21 in Hartford ... Scored 18 points to help lead VU past La Salle 70-59 on Dec. 14 ... Recorded a career-high 22 points and dropped in 6-of-9 from 3-point territory in a 93-57 victory over Houston Baptist on Dec. 4 ... Connected on 4-of-6 from beyond the 3-point arc and finished with 14 points and five rebounds in a 69-47 win over Penn on Dec. 2 ... Dropped in a season-high 18 points against Monmouth on Nov. 25 and also established a new career high in rebounds with seven ... Was hampered by a sprained left thumb injury sustained on Nov. 17 in the 77-62 win over Niagara ... Still contributed eight points in 27 minutes ... Was 3-of-3 from beyond the arc en route to 17 points in a 107-68 win over Fordham on Nov. 17 ... Also collected a career-high eight rebounds ... Chipped in with 13 points, including 3-of-4 from beyond the 3-point arc, in a 78-60 victory over Albany on Nov. 14 at the Pavilion.



Frank Tchuisi (#42)
6-8 • 215
Junior • Forward
Douala, Cameroon
St. Benedict's

2008-09 Highlights: Made his first career start on Senior Night against Rutgers on Feb. 19 ... Scored two points and added a rebound in five minutes of action against Connecticut on Jan. 21 ... Picked up a blocked shot in four minutes of action in a 76-59 win over St. John's on Jan. 18 ... Sank a pair of free throws in a 70-59 win at La Salle on Dec. 14 ... Scored one point and added a rebound in a 93-57 win over Houston Baptist on Dec. 4 ... Collected two rebounds in four minutes of 69-47 win over Penn on Dec. 2 ... Set a new career high with five rebounds in a 64-47 win over Towson on Nov. 28 at the Palestra ... Scored two points on a pair of free throws in eight minutes in a 71-48 victory over Monmouth on Nov. 25 ... Played five minutes and corralled one rebound in a 77-62 victory over Niagara on Nov. 19 ... Posted new career highs in points (4) and minutes (14) in a 107-68 win over Fordham on Nov. 17 ... Came off the bench to play a career-high 11 minutes in the Nov. 14 season opening victory over Albany ... Added two points and three rebounds.

Career Highs

2008-09

Points	22 vs. HBU (12/4/08)	22 vs. HBU (12/4/08)
Rebounds	8 vs. Syracuse (2/7/09)	8 vs. Syracuse (2/7/09)
Assists	3 four times, last vs. Syracuse	3 three times, last vs. Syr.
Steals	2, two times (last on 3/12/08)	1 three times, last vs. Lou
Blocks	2 vs. Marquette (1/9/09)	2 vs. Marquette (1/9/09)
Minutes:	34, vs. Siena (3/23/08)	31 vs. Fordham (11/17/08)
Field Goals	8, vs. Siena (3/23/08)	7 vs. HBU (12/4/08)
3-PT Goals	6 vs. HBU (12/4/08)	6 vs. HBU (12/4/08)
Free Throws	7 vs. Syracuse (2/7/09)	7 vs. Syracuse (2/7/09)

Career Highs

2008-09

Points	4 vs. Fordham (11/17/08)	4 vs. Fordham (11/17/08)
Rebounds	5 vs. URI (11/29/08)	5 vs. URI (11/29/08)
Assists	1, vs. La Salle (12/22/05)	
Steals	1, vs. La Salle (12/22/05)	
Blocks	2, vs. Penn (12/2/06)	1 vs. St. John's (1/18/09)
Minutes:	14 vs. Fordham (11/17/08)	14 vs. Fordham (11/17/08)
Field Goals	2 vs. Fordham (11/17/08)	2 vs. Fordham (11/17/08)
3-PT Goals		
Free Throws	2 twice, last vs. Monmouth	2 vs. Monmouth, La Salle



Russell Wooten (#23)
6-4 • 210
Junior • Forward
Chula Vista, Calif.
St. Augustine

2008-09 Highlights: Saw his first career BIG EAST action with one minute against St. John's in a 76-57 win on Jan. 18 .. Appeared for three minutes in a 71-48 win over Monmouth on Nov. 25 ... Saw five minutes of action with one rebound in a 107-68 win over Fordham on Nov. 17 ... Appeared as a Wildcat for the first time and picked up his first career rebound in a 78-60 win over Albany.



Taylor King (#31)
6-6 • 230
Redshirt Freshman • Forward
Huntington Beach, Calif.
Santa Ana Mater Dei

2008-09 Highlights: Will sit out the season as a redshirt after transferring from Duke.

Career Highs (Duke)

Points 27, vs. E. Kentucky (11/25/07)
 Rebounds 6, twice (last on 2/23/08)
 Assists 3, vs. N.C. Central (11/9/07)
 Steals 3, vs. E. Kentucky (11/25/07)
 Blocks 2, three times (last on 1/16/08)
 Minutes: 21, vs. E. Kentucky (11.25/07)
 Field Goals 9, vs. E. Kentucky (11/25/07)
 3-PT Goals 6, vs. E. Kentucky (11/25/07)
 Free Throws 4, vs. Temple (1/9/08)



Maurice Sutton (#21)
6-11 • 215
Freshman • Forward/Center
Upper Marlboro, Md.
Largo

2008-09 Highlights:

2008-09/Career Highs

Points
 Rebounds 1 twice, last vs. Fordham (11/17/08)
 Assists
 Steals
 Blocks
 Minutes: 5 vs. Fordham (11/17/08)
 Field Goals
 3-PT Goals
 Free Throws



2008-09 MEN'S BASKETBALL GAME NOTES

No. 23 Villanova 78, Albany 60 November 14, 2008 ~ The Pavilion ~ Villanova, Pa.

VISITORS: Albany 0-1

##	Player Name	TOT-FG		3-PT	REBOUNDS		PF	TP	A	TO	BLK	S	MIN		
		FG-FGA	FG-FGA		FT-FTA	OF								DE	
03	HARRIS, Will.....	f	5-12	2-6	1-1	1	2	3	2	13	5	3	0	1	34
33	CONNELLY, Brian.....	f	2-4	0-0	0-0	1	1	2	4	4	1	2	0	2	26
54	GIFFORD, Brett.....	c	2-2	0-0	0-0	3	4	7	3	4	0	2	1	0	24
11	RAFFA, Anthony.....	g	5-9	2-3	1-2	2	3	5	1	13	0	4	0	1	24
23	AMBROSE, Tim.....	g	4-9	0-3	0-3	2	3	5	2	8	2	4	0	1	20
01	ALLEN, Billy.....	g	1-1	1-1	0-0	0	0	0	1	3	0	0	0	1	4
05	HASTINGS, Jerrel.....	g	0-0	0-0	4-6	1	0	1	1	4	0	0	0	0	13
12	McRAE, Scotty.....	g	2-4	1-2	1-1	0	2	2	0	6	0	2	2	1	9
21	JOHNSON, Mike.....	g	0-5	0-2	1-3	0	1	1	3	1	3	2	0	1	22
32	BARRAZA, Louis.....	g	1-5	1-3	0-0	0	0	0	2	3	1	0	0	0	11
42	COVINGTON, Jimmie.....	g	0-0	0-0	1-2	0	0	0	1	1	0	1	0	0	13
TEAM						2	2	4							
Totals			22-51	7-20	9-18	12	18	30	20	60	12	20	3	8	200

TOTAL FG% 1st Half: 8-24 33.3% 2nd Half: 14-27 51.9% Game: 43.1% DEADB
 3-Pt. FG% 1st Half: 3-11 27.3% 2nd Half: 4-9 44.4% Game: 35.0% REBS
 F Throw % 1st Half: 5-7 71.4% 2nd Half: 4-11 36.4% Game: 50.0% 1

HOME TEAM: Villanova 1-0

##	Player Name	TOT-FG		3-PT	REBOUNDS		PF	TP	A	TO	BLK	S	MIN		
		FG-FGA	FG-FGA		FT-FTA	OF								DE	
00	PENA, Antonio.....	f	5-7	0-0	2-4	2	3	5	0	12	2	2	1	0	28
33	CUNNINGHAM, Dante.....	f	6-9	0-0	1-3	3	3	6	2	13	3	2	0	1	30
01	REYNOLDS, Scottie.....	g	4-11	2-6	3-3	0	1	1	3	13	6	1	0	2	30
10	FISHER, Corey.....	g	3-6	0-2	4-4	0	2	2	3	10	5	3	0	0	30
24	STOKES, Corey.....	g	4-6	3-4	2-2	0	0	0	3	13	0	1	0	0	26
04	COLEMDA, Jason.....	g	0-0	0-0	0-0	0	0	0	0	0	0	1	0	0	1
05	DRUMMOND, Casiem.....	g	1-1	0-0	2-2	1	4	5	4	4	0	1	1	0	17
15	REDDING, Reggie.....	g	4-7	1-3	2-2	0	4	4	1	11	2	1	0	1	26
23	WOOTEN, Russell.....	g	0-0	0-0	0-0	1	0	1	1	0	0	0	0	0	1
42	TCHUISI, Frank.....	g	1-4	0-0	0-1	0	3	3	2	2	0	2	0	0	11
TEAM						1	5	6							
Totals			28-51	6-15	16-21	8	25	33	19	78	18	14	2	8	200

TOTAL FG% 1st Half: 17-29 58.6% 2nd Half: 11-22 50.0% Game: 54.9% DEADB
 3-Pt. FG% 1st Half: 2-6 33.3% 2nd Half: 4-9 44.4% Game: 35.0% REBS
 F Throw % 1st Half: 4-7 57.1% 2nd Half: 12-14 85.7% Game: 76.2% 2

Officials: Reggie Greenwood, Tim Clougherty, John Gaffney
 Technical fouls: Albany-None. Villanova-None.
 Attendance: 6500

Score by Periods	1st	2nd	Total
Albany.....	24	36	- 60
Villanova.....	40	38	- 78

No. 23 Villanova 107, Fordham 68 November 17, 2008 ~ The Pavilion ~ Villanova, Pa.

VISITORS: Fordham 0-2

##	Player Name	TOT-FG		3-PT	REBOUNDS		PF	TP	A	TO	BLK	S	MIN		
		FG-FGA	FG-FGA		FT-FTA	OF								DE	
50	BETHEL, Chris.....	f	4-13	0-3	1-2	4	7	11	5	9	0	0	1	0	27
01	FONTAN, Jio.....	g	5-10	1-3	2-3	3	0	3	4	13	5	4	0	0	29
03	BLUE, Trey.....	g	3-5	2-3	3-3	0	0	0	5	11	1	2	0	0	18
04	TANNER, Herb.....	g	2-6	1-2	2-2	1	2	3	3	7	2	1	0	1	33
24	BUTLER, Brenton.....	g	6-19	3-11	2-2	2	2	4	2	17	4	2	0	0	35
14	HAGE, Ryan.....	g	0-0	0-0	0-0	0	0	0	0	0	0	0	0	0	1
15	THOMAS, Lamar.....	g	0-0	0-0	0-0	0	0	0	0	0	0	0	0	0	2
20	BECK, Matt.....	g	0-0	0-0	0-0	0	0	0	0	0	0	0	0	0	1
21	ESTWICK, Alberto.....	g	2-5	1-2	2-2	1	0	1	0	7	0	2	0	0	22
23	MOORE, Mike.....	g	1-6	0-2	0-0	0	0	0	3	2	0	0	0	0	8
25	WING, Zach.....	g	0-0	0-0	0-2	0	2	2	2	2	0	0	0	0	17
44	DEVINE, Luke.....	g	0-1	0-0	2-2	0	1	1	1	2	0	0	1	0	7
TEAM						1	2	3							
Totals			23-65	8-26	14-18	12	16	28	25	68	12	11	2	1	200

TOTAL FG% 1st Half: 12-36 33.3% 2nd Half: 11-29 37.9% Game: 35.4% DEADB
 3-Pt. FG% 1st Half: 5-19 26.3% 2nd Half: 3-7 42.9% Game: 30.8% REBS
 F Throw % 1st Half: 9-12 75.0% 2nd Half: 5-6 83.3% Game: 77.8% 1

HOME TEAM: Villanova 2-0

##	Player Name	TOT-FG		3-PT	REBOUNDS		PF	TP	A	TO	BLK	S	MIN		
		FG-FGA	FG-FGA		FT-FTA	OF								DE	
00	PENA, Antonio.....	f	4-5	0-0	2-2	3	3	6	3	10	3	2	1	0	24
33	CUNNINGHAM, Dante.....	f	11-17	0-0	9-12	6	5	11	2	31	1	1	1	1	29
01	REYNOLDS, Scottie.....	g	3-9	1-4	4-4	1	3	4	3	11	7	1	0	2	22
10	FISHER, Corey.....	g	4-10	2-4	7-8	0	2	2	3	17	4	1	0	2	30
24	STOKES, Corey.....	g	4-6	3-3	6-6	1	7	8	2	17	2	1	0	1	31
04	COLEMDA, Jason.....	g	0-0	0-0	0-0	0	1	1	0	0	1	0	0	0	6
15	REDDING, Reggie.....	g	4-5	1-2	0-0	0	4	4	4	9	4	1	0	0	23
20	CLARK, Shane.....	g	3-5	0-1	2-2	0	1	1	3	8	1	1	0	0	16
23	WOOTEN, Russell.....	g	0-0	0-0	0-0	1	0	1	0	0	0	0	0	0	5
42	TCHUISI, Frank.....	g	2-3	0-0	0-2	0	1	1	2	4	0	0	0	0	14
TEAM						6	6								
Totals			35-60	7-14	30-36	12	33	45	23	107	23	9	2	6	200

TOTAL FG% 1st Half: 18-32 56.3% 2nd Half: 17-28 60.7% Game: 58.3% DEADB
 3-Pt. FG% 1st Half: 4-8 50.0% 2nd Half: 3-6 50.0% Game: 50.0% REBS
 F Throw % 1st Half: 16-19 84.2% 2nd Half: 14-17 82.4% Game: 83.3% 3

Officials: Pat Driscoll, Jeff Clark, James Breeding
 Technical fouls: Fordham-FONTAN, Jio. Villanova-REDDING, Reggie.
 Attendance: 6500

Score by Periods	1st	2nd	Total
Fordham.....	38	30	- 68
Villanova.....	56	51	- 107

CUNNINGHAM --> CAREER HIGH POINTS

No. 23 Villanova 77, Niagara 62 November 19, 2008 ~ The Pavilion ~ Villanova, Pa. Philly Hoop Group Classic

VISITORS: Niagara 1-1

##	Player Name	TOT-FG		3-PT	REBOUNDS		PF	TP	A	TO	BLK	S	MIN		
		FG-FGA	FG-FGA		FT-FTA	OF								DE	
22	Benn, Bilal.....	f	3-10	0-3	5-8	2	6	8	4	11	3	3	0	2	40
25	Egemonye, Benson.....	c	1-7	0-0	4-5	4	4	8	5	6	0	3	0	0	22
01	Garrison, Rob.....	g	6-11	2-6	1-2	0	4	4	3	15	2	3	0	2	31
02	Lewis, Tyrone.....	g	5-11	4-9	2-2	0	1	1	2	16	1	1	0	4	37
31	Nelson, Anthony.....	g	2-8	0-2	2-4	1	1	2	5	6	2	4	0	3	35
05	Cooley, Austin.....	g	0-1	0-1	0-0	0	0	0	0	0	0	1	0	0	3
30	Williamson, Demetrius.....	g	0-1	0-0	0-0	1	0	1	0	0	0	0	1	0	8
32	Gordon, Kamau.....	g	1-1	0-0	2-3	0	2	2	5	4	2	2	0	0	12
35	Edwards, Kashief.....	g	2-2	0-0	0-1	0	1	1	2	4	0	1	1	0	12
TEAM						3	2	5	1						
Totals			20-52	6-21	16-25	11	21	32	27	62	10	19	1	11	200

TOTAL FG% 1st Half: 11-28 39.3% 2nd Half: 9-24 37.5% Game: 38.5% DEADB
 3-Pt. FG% 1st Half: 3-10 30.0% 2nd Half: 3-11 27.3% Game: 28.6% REBS
 F Throw % 1st Half: 5-6 83.3% 2nd Half: 11-19 57.9% Game: 64.0% 6

HOME TEAM: Villanova 3-0

##	Player Name	TOT-FG		3-PT	REBOUNDS		PF	TP	A	TO	BLK	S	MIN		
		FG-FGA	FG-FGA		FT-FTA	OF								DE	
00	PENA, Antonio.....	f	2-2	0-0	4-6	2	5	7	5	8	0	2	0	1	21
33	CUNNINGHAM, Dante.....	f	3-3	0-0	5-6	2	1	3	5	11	1	2	0	1	23
01	REYNOLDS, Scottie.....	g	4-14	2-5	9-10	0	4	4	1	19	2	5	0	4	36
10	FISHER, Corey.....	g	4-12	1-5	6-10	0	6	6	2	15	5	2	0	3	36
15	REDDING, Reggie.....	g	5-10	2-4	2-2	1	3	4	1	14	3	2	0	0	34
04	COLEMDA, Jason.....	g	0-0	0-0	0-0	0	0	0	0	0	0	0	0	0	1
05	DRUMMOND, Casiem.....	g	0-0	0-0	0-0	0	0	0	0	1	0	0	0	0	2
20	CLARK, Shane.....	g	1-2	0-0	0-0	1	0	1	5	2	0	1	0	0	14
23	WOOTEN, Russell.....	g	0-0	0-0	0-0	0	0	0	0	0	0	0	0	0	1
24	STOKES, Corey.....	g	2-4	2-4	2-4	0	3	3	2	8	0	0	0	1	27
42	TCHUISI, Frank.....	g	0-1	0-0	0-0	0	1	1	1	0	0	1	0	0	5
TEAM						4	1	5							
Totals			21-48	7-18	28-38	10	24	34	23	77	11	15	0	10	200

TOTAL FG% 1st Half: 10-24 41.7% 2nd Half: 11-24 45.8% Game: 43.8% DEADB
 3-Pt. FG% 1st Half: 4-12 33.3% 2nd Half: 3-6 50.0% Game: 38.9% REBS
 F Throw % 1st Half: 12-14 85.7% 2nd Half: 16-24 66.7% Game: 73.7% 6

Officials: Tim Higgins, John Cahill, Will Bush
 Technical fouls: Niagara-TEAM. Villanova-None.
 Attendance: 6500

Score by Periods	1st	2nd	Total
Niagara.....	30	32	- 62
Villanova.....	36	41	- 77

Philly Hoop Group Classic

No. 20 Vill



2008-09 MEN'S BASKETBALL GAME NOTES

No. 20 Villanova 64, Towson 47 November 28, 2008 ~ The Palestra ~ Philadelphia, Pa. Philly Hoop Group Classic

VISITORS: Towson 3-2

##	Player Name	TOT-FG			3-PT			REBOUNDS			TP	A	TO	BLK	S	MIN
		FG-FGA	FG-FGA	FT-FTA	OF	DE	TOT	PF								
22	SMITH, Jarrel.....	f	1-5	0-1	0-0	1	3	4	1	2	0	1	0	0	26	
24	HAIRSTON, Junior....	f	4-12	2-5	1-3	3	3	6	0	11	1	1	1	0	33	
25	NWANKWO, Robert.....	f	2-5	0-0	3-9	2	5	7	2	7	0	0	3	1	28	
20	MORRIS, Brian.....	g	2-7	1-5	2-2	0	4	4	2	7	5	3	0	2	32	
32	FRANKLIN, Troy.....	g	1-6	0-5	0-0	0	2	2	5	2	4	4	0	1	23	
03	CROSSIN, Tim.....	g	1-1	1-1	0-0	0	0	0	0	3	0	0	0	0	2	
04	COLEMAN, Rocky.....	g	0-0	0-0	0-0	0	0	0	0	0	0	0	0	0	2	
23	THORNTON, Josh.....	g	2-12	1-10	0-0	0	0	0	3	5	1	3	0	1	25	
33	LEE, Calvin.....	g	4-6	0-0	0-0	2	0	2	3	8	1	0	0	1	28	
35	DURANT, Tony.....	g	1-1	0-0	0-0	1	1	2	1	2	0	1	0	0	3	
TEAM.....						5 3 8										
Totals.....			18-55	5-27	6-14	14	21	35	17	47	12	13	4	6	202	

TOTAL FG% 1st Half: 11-30 36.7% 2nd Half: 7-25 28.0% Game: 32.7% DEADB
 3-Pt. FG% 1st Half: 3-16 18.8% 2nd Half: 2-11 18.2% Game: 18.5% REBS
 F Throw % 1st Half: 3-5 60.0% 2nd Half: 3-9 33.3% Game: 42.9% 2

HOME TEAM: Villanova 5-0

##	Player Name	TOT-FG			3-PT			REBOUNDS			TP	A	TO	BLK	S	MIN
		FG-FGA	FG-FGA	FT-FTA	OF	DE	TOT	PF								
00	PENA, Antonio.....	f	4-5	0-0	4-4	3	4	7	2	12	2	0	1	1	28	
33	CUNNINGHAM, Dante...	f	4-8	0-0	4-4	1	6	7	2	12	0	1	1	2	30	
01	REYNOLDS, Scottie...	g	5-9	3-7	1-2	2	4	6	1	14	6	4	1	1	31	
10	FISHER, Corey.....	g	4-8	2-4	1-3	1	1	2	1	11	1	1	0	2	28	
24	STOKES, Corey.....	g	3-12	2-10	0-0	1	3	4	3	8	3	0	0	2	30	
04	COLEMAN, Jason.....	g	0-0	0-0	0-0	0	0	0	0	0	0	0	0	0	1	
15	REDDING, Reggie.....	g	1-6	0-2	0-2	3	3	6	2	2	3	5	0	0	28	
20	CLARK, Shane.....	g	1-3	0-1	0-2	0	2	2	1	2	2	2	0	0	15	
23	WOOTEN, Russell.....	g	0-0	0-0	0-0	0	0	0	0	0	0	0	0	0	1	
42	TCHUISI, Frank.....	g	1-2	0-0	1-2	3	2	5	1	3	0	0	0	0	8	
TEAM.....						1 3 4				1						
Totals.....			23-53	7-24	11-19	15	28	43	13	64	17	14	3	8	200	

TOTAL FG% 1st Half: 11-23 47.8% 2nd Half: 12-30 40.0% Game: 43.4% DEADB
 3-Pt. FG% 1st Half: 5-12 41.7% 2nd Half: 2-12 16.7% Game: 29.2% REBS
 F Throw % 1st Half: 6-11 54.5% 2nd Half: 5-8 62.5% Game: 57.9% 2,1

Officials: Pat Driscoll, Jeff Clark, Tim Clougherty

Technical fouls: Towson-None. Villanova-None.

Attendance: 4713

Score by Periods

	1st	2nd	Total
Towson.....	28	19	- 47
Villanova.....	33	31	- 64

No. 20 Villanova 78, Rhode Island 65 November 29, 2008 ~ The Palestra ~ Philadelphia, Pa. Philly Hoop Group Classic

VISITORS: Rhode Island 5-2

##	Player Name	TOT-FG			3-PT			REBOUNDS			TP	A	TO	BLK	S	MIN
		FG-FGA	FG-FGA	FT-FTA	OF	DE	TOT	PF								
21	JAMES, Delroy.....	f	1-3	0-0	0-2	2	2	4	5	2	1	1	1	1	13	
33	SEAWRIGHT, Kahiemi...	f	3-9	0-0	1-4	5	3	8	4	7	2	1	0	0	31	
05	JONES, Marquis.....	g	2-5	1-3	0-0	2	0	2	3	5	2	3	0	0	30	
20	BARON, Jimmy.....	g	8-15	2-5	5-6	1	0	1	2	23	1	4	0	0	34	
22	COTHRAN, Keith.....	g	5-15	0-4	2-2	0	4	4	4	12	4	2	0	0	33	
01	MEJIA, Stevie.....	g	0-0	0-0	2-2	0	2	2	1	2	0	1	0	0	7	
02	EAVES, Ben.....	g	2-3	0-1	2-3	1	2	3	0	6	0	0	0	0	10	
15	ULMER, Lamonte.....	g	0-1	0-0	2-4	0	2	2	1	2	0	2	1	1	19	
32	MARTELL, Will.....	g	1-2	0-0	4-4	0	2	2	3	6	0	0	1	0	19	
54	FRANCIS, Jason.....	g	0-0	0-0	0-0	0	3	3	1	0	0	0	0	0	4	
TEAM.....						2 1 3 1										
Totals.....			22-53	3-13	18-27	13	21	34	25	65	10	14	3	2	200	

TOTAL FG% 1st Half: 11-22 50.0% 2nd Half: 11-31 35.5% Game: 41.5% DEADB
 3-Pt. FG% 1st Half: 3-6 50.0% 2nd Half: 0-7 0.0% Game: 23.1% REBS
 F Throw % 1st Half: 8-13 61.5% 2nd Half: 10-14 71.4% Game: 66.7% 5

HOME TEAM: Villanova 6-0

##	Player Name	TOT-FG			3-PT			REBOUNDS			TP	A	TO	BLK	S	MIN
		FG-FGA	FG-FGA	FT-FTA	OF	DE	TOT	PF								
00	PENA, Antonio.....	f	3-9	0-1	4-4	4	2	6	4	10	1	0	1	0	27	
33	CUNNINGHAM, Dante...	f	6-15	0-0	7-8	2	10	12	2	19	1	0	3	1	37	
01	REYNOLDS, Scottie...	g	3-9	1-4	6-8	0	1	1	3	13	3	2	0	1	30	
10	FISHER, Corey.....	g	5-8	0-1	4-5	0	0	0	3	14	1	0	1	2	24	
24	STOKES, Corey.....	g	1-5	0-2	1-1	0	0	0	4	3	2	0	0	0	23	
04	COLEMAN, Jason.....	g	0-0	0-0	0-0	0	0	0	0	0	0	0	0	0	1	
15	REDDING, Reggie.....	g	3-8	1-4	4-5	7	5	12	3	11	3	1	0	1	31	
20	CLARK, Shane.....	g	4-8	0-3	0-0	2	2	4	2	8	2	2	0	2	25	
42	TCHUISI, Frank.....	g	0-0	0-0	0-0	0	0	0	0	0	0	0	0	0	2	
TEAM.....						3 2 5										
Totals.....			25-62	2-15	26-31	18	22	40	21	78	11	9	4	6	200	

TOTAL FG% 1st Half: 14-35 40.0% 2nd Half: 11-27 40.7% Game: 40.3% DEADB
 3-Pt. FG% 1st Half: 1-9 11.1% 2nd Half: 1-6 16.7% Game: 13.3% REBS
 F Throw % 1st Half: 11-14 78.6% 2nd Half: 1-6 16.7% Game: 83.9% 3

Officials: Bob Donato, Bill McCarthy, Brian O'Connell

Technical fouls: Rhode Island-TEAM. Villanova-None.

Attendance: 6101

Score by Periods

	1st	2nd	Total
Rhode Island.....	33	32	- 65
Villanova.....	40	38	- 78

No. 17 Villanova 69, Penn 47 December 2, 2008 ~ The Palestra ~ Philadelphia, Pa.

VISITORS: Villanova 7-0

##	Player Name	TOT-FG			3-PT			REBOUNDS			TP	A	TO	BLK	S	MIN
		FG-FGA	FG-FGA	FT-FTA	OF	DE	TOT	PF								
00	PENA, Antonio.....	f	2-6	0-0	4-6	2	2	4	5	8	2	3	0	0	24	
33	CUNNINGHAM, Dante...	f	8-15	0-1	4-4	4	7	11	1	20	2	2	1	0	33	
01	REYNOLDS, Scottie...	g	3-9	2-6	2-2	1	2	3	0	10	4	3	0	0	35	
10	FISHER, Corey.....	g	3-9	0-2	1-2	1	5	6	3	7	4	2	0	3	28	
24	STOKES, Corey.....	g	5-8	4-6	0-0	2	3	5	1	14	1	1	1	1	25	
04	COLEMAN, Jason.....	g	0-0	0-0	0-0	0	0	0	0	0	0	0	0	0	2	
15	REDDING, Reggie.....	g	1-6	0-1	0-0	2	4	6	3	2	2	0	1	1	26	
20	CLARK, Shane.....	g	1-4	0-1	3-3	3	1	4	2	5	0	2	0	0	15	
22	ANDERSON, Dwayne...	g	1-1	1-1	0-0	0	1	1	0	3	0	1	0	0	7	
23	WOOTEN, Russell.....	g	0-0	0-0	0-0	0	0	0	0	0	0	0	0	0	1	
42	TCHUISI, Frank.....	g	0-1	0-0	0-0	1	1	2	1	0	0	1	0	0	4	
TEAM.....						3 2 5										
Totals.....			24-59	7-18	14-17	19	28	47	16	69	15	15	5	6	200	

TOTAL FG% 1st Half: 12-24 50.0% 2nd Half: 12-35 34.3% Game: 40.7% DEADB
 3-Pt. FG% 1st Half: 4-11 36.4% 2nd Half: 3-7 42.9% Game: 38.9% REBS
 F Throw % 1st Half: 8-8 100% 2nd Half: 6-9 66.7% Game: 82.4% 1,1

HOME TEAM: Penn 1-5

##	Player Name	TOT-FG			3-PT			REBOUNDS			TP	A	TO	BLK	S	MIN
		FG-FGA	FG-FGA	FT-FTA	OF	DE	TOT	PF								
24	Eggleston, Jack.....	f	4-6	0-0	0-0	1	2	3	3	8	2	2	1	3	32	
42	Votel, Brennan.....	f	2-3	0-0	0-0	0	3	3	3	4	2	1	0	0	13	
01	Rosen, Zack.....	g	0-3	0-3	0-0	0	1	1	4	0	2	3	0	0	21	
03	Bernardini, Tyler...	g	4-11	1-5	3-4	1	1	2	0	12	1	1	0	0	29	
32	Cofield, Remy.....	g	0-4	0-2	3-4	0	1	1	1	3	3	2	0	2	18	
13	Schreiber, Andreas...	g	0-4	0-1	2-2	0	1	1	3	2	1	1	0	1	14	
14	Loughery, Larry.....	g	0-1	0-0	0-3	0	1	1	0	0	1	1	0	1	17	
15	Egee, Kevin.....	g	1-6	0-2	1-1	0	0	0	1	3	0	0	0	0	23	
22	Gaines, Harrison.....	g	5-11	2-3	2-2	0	2	2	0	14	0	1				



2008-09 MEN'S BASKETBALL GAME NOTES

No. 6 Texas 67, No. 15 Villanova 58

December 9, 2008 ~ Madison Square Garden ~ New York, N.Y.

Jimmy V Classic

VISITORS: Texas

##	Player Name	TOT-FG			3-PT			REBOUNDS				TP	A	TO	BLK	S	MIN
		FG	FGA	FT	FTA	OF	DE	TOT	PF								
32	Atchley, Connor	f	0-3	0-2	0-0	0	0	0	4	0	0	2	0	0	15		
34	Pittman, Dexter	c	3-3	0-0	2-4	0	1	1	3	8	0	2	1	2	15		
03	Abrams, A.J.	g	8-18	4-9	6-9	0	2	2	2	26	4	0	0	1	36		
05	James, Damion	g	7-11	2-3	0-2	2	4	6	4	16	2	0	1	0	29		
24	Mason, Justin	g	1-4	0-0	1-2	0	1	1	3	3	7	2	1	2	34		
01	Johnson, Gary	g	3-11	0-0	1-5	4	3	7	1	7	0	1	3	0	25		
04	Balbay, Dogus	g	0-0	0-0	0-0	0	0	0	2	0	1	3	0	0	8		
50	Ward, Varez	g	2-6	0-1	1-2	3	5	8	3	5	1	3	0	0	21		
53	Chapman, Clint	g	1-4	0-0	0-0	3	3	6	1	2	1	0	1	0	16		
TEAM						4	4	8									
Totals			25-60	6-15	11-24	16	23	39	23	67	16	13	7	5	199		

TOTAL FG% 1st Half:	13-29	44.8%	2nd Half:	12-31	38.7%	Game:	41.7%	DEADB
3-Pt. FG% 1st Half:	3-7	42.9%	2nd Half:	3-8	37.5%	Game:	40.0%	REBS
F Throw % 1st Half:	3-6	50.0%	2nd Half:	8-18	44.4%	Game:	45.8%	7

HOME TEAM: Villanova

##	Player Name	TOT-FG			3-PT			REBOUNDS				TP	A	TO	BLK	S	MIN
		FG	FGA	FT	FTA	OF	DE	TOT	PF								
00	PENA, Antonio	f	0-0	0-0	0-2	0	0	0	1	0	0	2	0	0	9		
33	CUNNINGHAM, Dante	f	9-14	0-1	5-7	1	11	12	2	23	1	2	2	2	38		
01	REYNOLDS, Scottie	g	2-7	0-2	6-7	2	3	5	5	10	5	4	0	2	38		
10	FISHER, Corey	g	0-5	0-1	0-0	0	1	1	2	0	1	2	0	1	17		
24	STOKES, Corey	g	4-9	2-7	1-2	1	2	3	3	11	0	2	0	2	30		
04	COLENDIA, Jason	g	0-0	0-0	0-0	0	0	0	0	0	0	0	0	0	1		
15	REDDING, Reggie	g	2-8	1-3	2-5	1	2	3	4	7	4	4	1	1	25		
20	CLARK, Shane	g	1-3	1-3	0-0	1	1	2	3	3	2	1	0	0	22		
22	ANDERSON, Dwayne	g	1-4	0-1	2-2	5	4	9	3	4	0	2	0	2	20		
TEAM						1	1										
Totals			19-50	4-18	16-25	11	25	36	23	58	13	19	2	10	200		

TOTAL FG% 1st Half:	9-23	39.1%	2nd Half:	10-27	37.0%	Game:	38.0%	DEADB
3-Pt. FG% 1st Half:	2-9	22.2%	2nd Half:	2-9	22.2%	Game:	22.2%	REBS
F Throw % 1st Half:	6-11	54.5%	2nd Half:	10-14	71.4%	Game:	64.0%	6

Officials: Les Jones, Jamie Luckie, Mike Wood

Technical fouls: Texas-None. Villanova-None.

Attendance: 14675

Score by Periods

Texas	32	35	-	67
Villanova	26	32	-	58

2008 Jimmy V Classic - Game #2

No. 15 Villanova 59, Saint Joseph's 56

December 11, 2008 ~ The Pavilion ~ Villanova, Pa.

VISITORS: Saint Joseph's 4-5

##	Player Name	TOT-FG			3-PT			REBOUNDS				TP	A	TO	BLK	S	MIN
		FG	FGA	FT	FTA	OF	DE	TOT	PF								
32	HILLIARD, Idris	f	4-7	0-1	0-0	2	6	8	3	8	1	2	1	0	34		
34	NIVINS, Ahmad	f	6-11	0-0	4-6	3	5	8	2	16	1	4	2	0	40		
00	CARR, Tasheed	g	3-9	2-4	2-2	0	3	3	3	10	5	2	0	1	36		
13	GOVENS, Darrin	g	6-15	6-11	0-1	0	3	3	2	18	1	1	0	2	40		
15	WILLIAMSON, Garrett	g	1-1	0-0	0-0	0	4	4	1	2	6	3	0	1	33		
01	PRESCOTT, Chris	g	0-0	0-0	0-0	0	0	0	0	0	0	0	0	0	1		
11	BENFLEY, Charoy	g	1-1	0-0	0-0	0	0	0	1	2	1	0	0	0	10		
40	IRWIN, Bryant	g	0-1	0-1	0-0	0	0	0	1	0	0	1	0	0	6		
TEAM						1	1										
Totals			21-45	8-17	6-9	5	22	27	13	56	15	13	3	4	200		

TOTAL FG% 1st Half:	14-25	56.0%	2nd Half:	7-20	35.0%	Game:	46.7%	DEADB
3-Pt. FG% 1st Half:	5-9	55.6%	2nd Half:	3-8	37.5%	Game:	47.1%	REBS
F Throw % 1st Half:	2-2	100%	2nd Half:	4-7	57.1%	Game:	66.7%	2

HOME TEAM: Villanova 9-1

##	Player Name	TOT-FG			3-PT			REBOUNDS				TP	A	TO	BLK	S	MIN
		FG	FGA	FT	FTA	OF	DE	TOT	PF								
00	PENA, Antonio	f	2-3	0-0	0-0	1	7	8	3	4	1	1	0	0	30		
22	ANDERSON, Dwayne	f	3-5	1-3	3-3	1	0	1	3	10	1	0	1	2	31		
33	CUNNINGHAM, Dante	f	6-10	0-0	2-2	2	2	4	1	14	0	3	1	1	39		
01	REYNOLDS, Scottie	g	5-15	3-7	5-5	0	4	4	2	18	6	2	0	2	36		
24	STOKES, Corey	g	1-3	1-2	0-0	0	2	2	0	3	1	0	0	0	21		
10	FISHER, Corey	g	0-3	0-0	2-2	1	0	1	2	2	3	0	0	0	15		
15	REDDING, Reggie	g	2-5	0-1	2-2	0	3	3	0	6	0	0	0	0	13		
20	CLARK, Shane	g	1-4	0-1	0-2	1	2	3	1	2	0	0	0	0	15		
TEAM						1	1										
Totals			20-48	5-14	14-16	7	20	27	12	59	11	9	2	5	200		

TOTAL FG% 1st Half:	11-28	39.3%	2nd Half:	9-20	45.0%	Game:	41.7%	DEADB
3-Pt. FG% 1st Half:	4-10	40.0%	2nd Half:	1-4	25.0%	Game:	35.7%	REBS
F Throw % 1st Half:	0-0	0.0%	2nd Half:	14-16	87.5%	Game:	87.5%	1

Officials: Jim Burr, Karl Hess, Mike Roberts

Technical fouls: Saint Joseph's-None. Villanova-None.

Attendance: 6500

Score by Periods

Saint Joseph's	35	21	-	56
Villanova	26	33	-	59

Points in the paint-SJU 18, VU 16. Points off turnovers-SJU 7, VU 11.

2nd chance points-SJU 4, VU 4. Fast break points-SJU 12, VU 7.

Bench points-SJU 2, VU 10. Score tied-7 times. Lead changed-8 times.

Last FG-SJU 2nd-03:54, VU 2nd-02:56.

Largest lead-SJU by 9 1st-05:18, VU by 4 1st-17:05.

No. 15 Villanova 70, La Salle 59

December 14, 2008 ~ Tom Gola Arena ~ Philadelphia, Pa.

VISITORS: Villanova 10-1

##	Player Name	TOT-FG			3-PT			REBOUNDS				TP	A	TO	BLK	S	MIN
		FG	FGA	FT	FTA	OF	DE	TOT	PF								
00	PENA, Antonio	f	1-6	0-0	3-4	2	4	6	3	5	6	0	1	0	34		
22	ANDERSON, Dwayne	f	1-4	0-2	0-0	2	2	4	2	2	1	1	0	1	21		
33	CUNNINGHAM, Dante	f	4-8	0-0	1-4	0	4	4	4	9	2	3	4	4	24		
01	REYNOLDS, Scottie	g	5-12	3-5	0-2	0	0	0	1	13	2	2	0	0	30		
24	STOKES, Corey	g	6-10	4-7	2-2	0	3	3	3	18	1	0	0	0	29		
04	COLENDIA, Jason	g	0-0	0-0	0-0	0	0	0	0	0	0	0	0	0	1		
10	FISHER, Corey	g	4-9	0-1	0-0	0	2	2	1	8	6	1	0	0	26		
15	REDDING, Reggie	g	3-4	1-1	0-0	2	2	2	1	7	2	1	0	0	17		
20	CLARK, Shane	g	3-4	0-0	0-0	0	7	7	3	6	0	0	1	1	17		
42	TCHUISI, Frank	g	0-0	0-0	2-2	0	0	0	0	2	0	0	0	0	1		
TEAM						2	1	3									
Totals			27-57	8-16	8-14	6	25	31	18	70	20	8	6	7	200		

TOTAL FG% 1st Half:	14-33	42.4%	2nd Half:	13-24	54.2%	Game:	47.4%	DEADB
3-Pt. FG% 1st Half:	5-9	55.6%	2nd Half:	3-7	42.9%	Game:	50.0%	REBS
F Throw % 1st Half:	3-4	75.0%	2nd Half:	5-10	50.0%	Game:	57.1%	1

HOME TEAM: La Salle 4-4

##	Player Name	TOT-FG			3-PT			REBOUNDS				TP	A	TO	BLK	S	MIN
		FG	FGA	FT	FTA	OF	DE	TOT	PF								
01	GOODRIDGE, Vernon	f	2-5	0-0	1-2	2	6	8	2	5	1	3	2	1	24		
05	BARRETT, Kimmani	f	6-13	2-6	2-3	2	3	5	2	16	0	2	1	2	36		
12	MEKONGO MBALA, Yves	f	3-9	0-2	2-2	1	3	4	1	8	2	3	1	1	28		
20	WILLIAMS, Jerrell	f	2-7	0-1	1-2	1	7	8	2	5	0	1	0	0	23		
10	GREEN, Rodney	g	6-12	1-2	3-5	2	4	6	1	16	3	3	0	0	38		
00	PARTIN, Darryl	g	1-3	1-													



2008-09 MEN'S BASKETBALL GAME NOTES

No. 15 Villanova 62, Temple 45 December 29, 2008 ~ The Pavilion ~ Villanova, Pa.

VISITORS: Temple (5-6, 0-1 B5)

##	Player Name	TOT-FG 3-PT			REBOUNDS							MIN		
		FG-FGA	FG-FGA	FT-FTA	OP	DE	TOT	PF	TP	A	TO		BLK	S
24	ALLEN, Lavoy	1-2	0-0	0-0	2	1	3	2	2	5	1	0	25	
41	OLMOS, Sergio	1-6	0-0	6-6	0	5	5	5	8	1	0	0	31	
02	BROOKS, Ryan	4-11	1-3	0-0	1	3	4	2	9	1	0	0	39	
15	INGE, Semaj	0-0	0-0	0-0	0	2	2	3	0	2	1	0	11	
22	CHRISTMAS, Dionte	4-19	3-10	2-2	0	5	5	3	13	4	2	0	39	
10	GUZMAN, Luis	1-3	0-1	2-4	0	2	2	1	4	0	2	0	7	
23	MOORE, Ramone	0-1	0-0	0-0	0	1	1	1	0	0	0	0	7	
50	ERIC, Michael	4-6	0-0	1-2	0	4	4	0	9	1	2	1	19	
TEAM					2		3		1					
Totals		15-48	4-14	11-14	5	24	29	17	45	11	13	2	4	200

TOTAL FG% 1st Half: 9-22 40.9% 2nd Half: 6-26 23.1% Game: 31.3% DEADB
 3-Pt. FG% 1st Half: 2-4 50.0% 2nd Half: 2-10 20.0% Game: 28.6% REBS
 F Throw % 1st Half: 5-6 83.3% 2nd Half: 6-8 75.0% Game: 78.6% 2

HOME TEAM: Villanova (12-1, 4-0 B5)

##	Player Name	TOT-FG 3-PT			REBOUNDS							MIN		
		FG-FGA	FG-FGA	FT-FTA	OP	DE	TOT	PF	TP	A	TO		BLK	S
00	PENA, Antonio	1-1	0-0	1-2	3	6	9	0	3	0	4	1	0	20
33	CUNNINGHAM, Dante	6-15	0-0	0-0	0	4	4	1	12	0	1	1	2	34
01	REYNOLDS, Scottie	2-9	2-6	2-2	0	3	3	1	8	3	1	0	1	31
22	ANDERSON, Dwayne	1-2	1-2	0-0	0	0	0	1	3	0	1	0	0	13
24	STOKES, Corey	1-7	0-3	0-0	0	4	4	2	2	0	1	0	1	26
10	FISHER, Corey	7-8	4-4	5-7	1	3	4	3	23	3	1	0	2	28
15	REDDING, Reggie	1-5	0-1	2-2	1	5	6	3	4	2	0	0	0	28
20	CLARK, Shane	1-3	1-1	4-4	1	1	2	3	7	1	1	0	1	20
TEAM					1		3		4		1			
Totals		20-50	8-17	14-17	7	29	36	15	62	9	10	2	7	200

TOTAL FG% 1st Half: 9-28 32.1% 2nd Half: 11-22 50.0% Game: 40.0% DEADB
 3-Pt. FG% 1st Half: 2-10 20.0% 2nd Half: 6-7 85.7% Game: 47.1% REBS
 F Throw % 1st Half: 2-4 50.0% 2nd Half: 12-13 92.3% Game: 82.4% 2

Officials: Jim Burr, Bob Donato, Reggie Greenwood
 Technical fouls: Temple-None. Villanova-TEAM.
 Attendance: 6500
 Score by Periods 1st 2nd Total
 Temple..... 25 20 - 45
 Villanova..... 22 40 - 62

Marquette 79, No. 15 Villanova 72 January 1, 2009 ~ Bradley Center ~ Milwaukee, Wis.

VISITORS: Villanova 12-2, 0-1 BE

##	Player Name	TOT-FG 3-PT			REBOUNDS							MIN		
		FG-FGA	FG-FGA	FT-FTA	OP	DE	TOT	PF	TP	A	TO		BLK	S
00	PENA, Antonio	0-1	0-0	0-0	0	4	4	3	0	1	1	0	0	7
33	CUNNINGHAM, Dante	6-11	0-0	4-4	4	4	8	5	16	1	1	1	2	35
01	REYNOLDS, Scottie	6-15	3-8	0-0	0	1	1	5	15	1	4	0	2	35
15	REDDING, Reggie	0-4	0-2	4-4	2	1	3	4	4	2	3	0	2	24
24	STOKES, Corey	3-8	2-5	2-2	0	1	1	2	10	2	2	2	0	24
10	FISHER, Corey	6-14	1-3	8-11	3	2	5	3	21	1	3	0	2	33
20	CLARK, Shane	1-1	0-0	0-0	0	3	3	2	2	1	1	0	1	20
22	ANDERSON, Dwayne	2-4	0-2	0-0	2	3	5	4	4	2	0	0	0	22
TEAM					2		1		1					
Totals		24-58	6-20	18-21	11	19	30	28	72	11	16	3	9	200

TOTAL FG% 1st Half: 11-31 35.5% 2nd Half: 13-27 48.1% Game: 41.4% DEADB
 3-Pt. FG% 1st Half: 4-13 30.8% 2nd Half: 2-7 28.6% Game: 30.0% REBS
 F Throw % 1st Half: 6-6 100% 2nd Half: 12-15 80.0% Game: 85.7% 2,1

HOME TEAM: Marquette 12-2, 1-0 BE

##	Player Name	TOT-FG 3-PT			REBOUNDS							MIN		
		FG-FGA	FG-FGA	FT-FTA	OP	DE	TOT	PF	TP	A	TO		BLK	S
12	BURKE, Dwight	1-1	0-0	0-0	1	1	2	5	2	0	1	0	0	15
32	HAYWARD, Lazar	4-8	1-3	6-7	0	5	5	2	15	2	0	2	2	35
01	JAMES, Dominic	6-16	4-10	1-4	1	5	6	1	17	3	5	0	1	35
22	MCNEAL, Jerel	7-14	4-8	6-8	0	4	4	2	24	7	2	0	0	37
23	MATTHEWS, Wesley	5-6	1-2	8-10	0	3	3	2	19	1	3	1	1	36
02	ACKER, Maurice	0-1	0-1	0-0	1	0	1	0	0	1	2	0	0	5
04	HAZEL, Patrick	0-0	0-0	2-2	1	2	3	4	2	0	1	0	0	21
10	CUTILLAN, David	0-0	0-0	0-0	0	0	0	0	0	0	0	0	0	1
33	BUTLER, Jimmy	0-4	0-0	0-0	5	2	7	2	0	1	1	0	0	15
TEAM					1		1		2					
Totals		23-50	10-24	23-31	10	22	32	18	79	15	19	1	4	200

TOTAL FG% 1st Half: 12-27 44.4% 2nd Half: 11-23 47.8% Game: 46.0% DEADB
 3-Pt. FG% 1st Half: 5-13 38.5% 2nd Half: 5-11 45.5% Game: 41.7% REBS
 F Throw % 1st Half: 7-13 53.8% 2nd Half: 16-18 88.9% Game: 74.2% 5,2

Officials: Ed Corbett, Tim Higgins, Curtis Shaw
 Technical fouls: Villanova-None. Marquette-None.
 Attendance: 16446
 Score by Periods 1st 2nd Total
 Villanova..... 32 40 - 72
 Marquette..... 36 43 - 79
 BIG EAST opener for both schools.

No. 18 Villanova 89, Seton Hall 85 (OT) January 6, 2009 ~ Prudential Center ~ Newark, N.J.

VISITORS: Villanova 13-2, 1-1

##	Player Name	TOT-FG 3-PT			REBOUNDS							MIN		
		FG-FGA	FG-FGA	FT-FTA	OP	DE	TOT	PF	TP	A	TO		BLK	S
00	PENA, Antonio	3-6	0-0	1-4	2	6	8	1	7	4	0	0	0	29
22	ANDERSON, Dwayne	4-9	1-3	0-0	7	8	15	4	9	1	2	2	0	36
33	CUNNINGHAM, Dante	7-20	0-0	7-9	6	7	13	1	21	1	3	1	1	45
01	REYNOLDS, Scottie	10-17	5-8	15-16	1	3	4	1	40	3	4	0	2	43
10	FISHER, Corey	0-5	0-2	0-0	0	0	0	2	0	2	2	0	0	16
15	REDDING, Reggie	4-10	1-3	1-1	2	1	3	3	10	3	1	1	1	28
20	CLARK, Shane	1-2	0-1	0-0	2	1	3	2	2	2	0	0	0	21
24	STOKES, Corey	0-2	0-1	0-0	0	1	1	1	0	0	0	0	0	7
TEAM					2		2							
Totals		29-71	7-18	24-30	20	29	49	15	89	16	12	4	4	225

TOTAL FG% 1st Half: 12-31 38.7% 2nd Half: 15-35 42.9% OT: 2-5 40.0% Game: 40.8% DEADB
 3-Pt. FG% 1st Half: 3-9 33.3% 2nd Half: 3-7 42.9% OT: 1-2 50.0% Game: 38.9% REBS
 F Throw % 1st Half: 8-14 57.1% 2nd Half: 8-8 100% OT: 8-8 100% Game: 80.0% 2,2

HOME TEAM: Seton Hall 9-6, 0-3

##	Player Name	TOT-FG 3-PT			REBOUNDS							MIN		
		FG-FGA	FG-FGA	FT-FTA	OP	DE	TOT	PF	TP	A	TO		BLK	S
23	MITCHELL, Robert	5-13	1-2	2-2	4	5	9	4	13	0	1	0	0	36
31	GARCIA, John	3-7	0-0	0-0	4	8	12	4	6	0	4	1	1	36
20	HARVEY, Eugene	6-16	0-3	7-7	1	0	1	4	19	9	1	1	1	42
21	HAZELL, Jeremy	9-24	6-14	2-2	2	2	4	0	26	0	0	0	0	45
22	GAUSE, Paul	4-12	0-5	2-2	3	1	4	4	10	3	0	0	4	30
10	THEODORE, Jordan	4-7	1-3	0-1	0	0	0	4	9	1	2	0	1	18
13	DAVIS, Mike	1-2	0-0	0-0	1	1	2	1	2	0	1	0	0	11
25	CAJUSTE, Matt	0-0	0-0	0-0	0	4	4	2	0	0	0	0	1	7
TEAM					3		4		7					
Totals		32-81	8-27	13-14	18	25	43	23	85	13	9	2	8	225

TOTAL FG% 1st Half: 14-41 34.1% 2nd Half: 16-32 50.0% OT: 2-8 25.0% Game: 39.5% DEADB
 3-Pt. FG% 1st Half: 5-16 31.3% 2nd Half: 3-7 28.6% OT: 1-4 25.0% Game: 29.6% REBS
 F Throw % 1st Half: 4-5 80.0% 2nd Half: 5-5 100% OT: 4-4 100% Game: 92.9% 1,1

Officials: Jim Burr, John Gaffney, Michael Stephens
 Technical fouls: Villanova-None. Seton Hall-None.
 Attendance: 8649
 Score by Periods 1st 2nd OT Total
 Villanova..... 35 41 13 - 89
 Seton Hall..... 37 39 9 - 85

No. 23 Louisville 61, No. 18 Villanova 60 January 10, 2009 ~ Wachovia Center ~ Philadelphia, Pa.

VISITORS: Louisville (11-3, 2-0 BE)

##	Player Name	TOT-FG 3-PT			REBOUNDS							MIN		
		FG-FGA	FG-FGA	FT-FTA	OP	DE	TOT	PF	TP	A	TO		BLK	S
01	WILLIAMS, Terrence	3-10	0-5	4-5	3	11	14	3	10	6	2	0	2	35
24	SAMUELS, Samardo	6-8	0-0	3-6	1	3	4	5	15	0	5	1	0	27
05	CLARK, Earl	7-14	1-1	1-2	2	9	11	3	16	3	3	0	1	33
10	SOSA, Edgar	3-9	1-6	0-0	0	1	1	1	7	2	1	0	1	26
34	SMITH, Jerry	1-6	0-5	0-0	1	0	1	2	2	1	0	0	1	29
02	KNOWLES, Preston	0-3	0-3	0-0	0	0	0	3	0	1	0	0	2	11
12	DELK, Reginald	1-3	0-1	0-0	0	0	0	0	2	0	1	0	0	5
21	SWOPSHIRE, Jared	0-1	0-1	0-0	0	1	1	1	0	0	0	0	0	8
23	JENNINGS, Terrence	1-2	0-0	2-4	2	1	3	3	4	0	1	4	0	12
33	McGEE, Andre	2-6	1-3	0-0	0	0	0	2	5	2	1	0	0	14
TEAM					4		1		5					
Totals		24-62	3-25	10-17	13	27	40	23	61	15	14	5	7	200

TOTAL FG% 1st Half: 12-31 38.7% 2nd Half: 12-31 38.7% Game: 38.7% DEADB
 3-Pt. FG% 1st Half: 2-14 14.3% 2nd Half: 1-11 9.1% Game: 12.0% REBS
 F Throw % 1st Half: 8-8 100% 2nd Half: 2-9 22.2% Game: 58.8% 3,1

HOME TEAM: Villanova (13-3, 1-2 BE)

##	Player Name	TOT-FG 3-PT			REBOUNDS							MIN		
		FG-FGA	FG-FGA	FT-FTA	OP	DE	TOT	PF	TP	A	TO		BLK	S
00	PENA, Antonio	4-8	0-0	6-14	3	5	8	1	14	4	1	1	1	34
33	CUNNINGHAM, Dante	9-19	0-0	3-4	0	5	5	3	21	0	2	1	2	36
01	REYNOLDS, Scottie	3-6	0-2	5-5	0	4	4	3	11	2	4	0	1	33
10	FISHER, Corey	1-4	1-1	4-4	0	2	2	2	7	3	1	0	0	18
22	ANDERSON, Dwayne	0-3	0-2	0-1	0	4	4	3	0	1	0	1	0	21
15	REDDING, Reggie	0-3	0-0	0-1	3	3	6	2	0	3	3	0	1	24
20	CLARK, Shane	1-4	0-1	0-0	2	3	5	2	2	0	0	1	1	13
24	STOKES, Corey	2-6	1-2	0-0	2	2	4	2	5	2	0	0	1	21
TEAM					1		1		1					
Totals		20-53	2-8	18-29	11	28	39	18	60	12	14			



2008-09 MEN'S BASKETBALL GAME NOTES

No. 23 Villanova 76, St. John's 57 January 18, 2009 ~ The Pavilion ~ Villanova, Pa.

VISITORS: St. John's (10-7, 1-4 BE)

##	Player Name	TOT-FG 3-PT			REBOUNDS			TP	A	TO	BLK	S	MIN	
		FG-FGA	FG-FGA	FT-FTA	OF	DE	TOT							PF
01	KENNEDY, D.J.	5-12	2-3	6-8	1	7	8	2	18	3	3	0	40	
05	EVANS, Sean	1-5	0-0	0-0	1	2	5	2	1	4	0	3	26	
24	BURRELL, Justin	4-6	0-2	5-5	3	4	7	3	13	2	2	3	36	
20	ROBERTS, Quincy	4-8	2-4	4-4	0	0	2	14	2	3	0	3	33	
13	HORNE, Paris	2-10	2-7	1-2	0	1	2	7	3	2	0	0	40	
11	JASTILIONIS, Tomas	0-0	0-0	0-0	0	1	1	0	0	1	0	0	4	
12	EDMONDSON, Tyshwan	1-1	0-0	1-2	0	0	0	3	0	1	0	1	9	
15	COCKER, Dele	0-2	0-0	0-1	1	2	3	5	0	2	1	0	13	
TEAM					1	3	4							
Totals		17-44	6-16	17-22	7	19	26	19	57	11	19	3	9	200

TOTAL FG% 1st Half: 9-22 40.9% 2nd Half: 8-22 36.4% Game: 38.6% DEADB
 3-Pt. FG% 1st Half: 4-10 40.0% 2nd Half: 2-6 33.3% Game: 37.5% REBS
 F Throw % 1st Half: 5-6 83.3% 2nd Half: 12-16 75.0% Game: 77.3% 4

HOME TEAM: Villanova (14-3, 2-2 BE)

##	Player Name	TOT-FG 3-PT			REBOUNDS			TP	A	TO	BLK	S	MIN	
		FG-FGA	FG-FGA	FT-FTA	OF	DE	TOT							PF
00	PENA, Antonio	5-9	0-0	3-4	3	6	9	2	13	2	4	1	27	
22	ANDERSON, Dwayne	5-9	1-3	3-3	1	3	4	3	14	2	3	1	29	
33	CUNNINGHAM, Dante	7-10	0-0	3-5	1	0	1	17	2	2	2	1	31	
01	REYNOLDS, Scottie	4-6	1-3	0-1	0	3	3	4	9	5	1	0	20	
10	FISHER, Corey	5-7	0-0	2-4	0	1	1	5	12	2	2	0	28	
40	COLENDRA, Jason	0-0	0-0	0-0	0	0	0	0	0	0	0	0	1	
15	REDDING, Reggie	2-4	1-2	0-1	2	3	5	3	5	3	2	0	4	31
23	WOOTEN, Russell	0-0	0-0	0-0	0	0	0	0	0	0	0	0	1	
24	STOKES, Corey	2-6	2-4	0-0	0	3	3	2	6	2	1	0	28	
42	TCHUISI, Frank	0-0	0-0	0-0	0	0	0	1	0	0	0	1	0	4
TEAM					1	2	3	1						
Totals		30-51	5-12	11-18	8	21	29	22	76	18	16	5	10	200

TOTAL FG% 1st Half: 17-30 56.7% 2nd Half: 13-21 61.9% Game: 58.8% DEADB
 3-Pt. FG% 1st Half: 4-8 50.0% 2nd Half: 1-4 25.0% Game: 41.7% REBS
 F Throw % 1st Half: 6-8 75.0% 2nd Half: 5-10 50.0% Game: 61.1% 1

Officials: Mike Kitts, Joe Lindsay, James Breeding
 Technical fouls: St. John's-None. Villanova-TEAM.
 Attendance: 6500
 Score by Periods: 1st 2nd Total
 St. John's..... 27 30 - 57
 Villanova..... 44 32 - 76

No. 3 Connecticut 89, No. 20 Villanova 83 January 21, 2009 ~ Hartford Civic Center ~ Hartford, Conn.

VISITORS: Villanova (14-4, 2-3)

##	Player Name	TOT-FG 3-PT			REBOUNDS			TP	A	TO	BLK	S	MIN	
		FG-FGA	FG-FGA	FT-FTA	OF	DE	TOT							PF
00	PENA, Antonio	5-11	0-0	2-2	3	5	8	2	12	0	1	1	31	
22	ANDERSON, Dwayne	5-9	1-3	4-4	3	5	8	3	15	3	1	0	31	
33	CUNNINGHAM, Dante	2-5	0-0	2-2	2	1	3	5	6	0	0	3	14	
01	REYNOLDS, Scottie	4-11	1-5	5-6	2	0	2	3	14	5	3	0	32	
15	REDDING, Reggie	5-10	1-2	1-3	2	2	4	4	12	1	2	1	22	
10	FISHER, Corey	4-10	1-2	0-0	0	2	2	4	9	3	4	0	22	
20	CLARK, Shane	0-1	0-0	1-2	0	1	1	3	1	1	1	1	18	
24	STOKES, Corey	3-6	3-6	3-3	0	2	2	2	12	0	0	0	25	
42	TCHUISI, Frank	1-1	0-0	0-0	0	1	1	0	2	0	0	0	5	
TEAM					1	1	1							
Totals		29-64	7-18	18-22	13	19	32	26	83	13	14	6	10	200

TOTAL FG% 1st Half: 18-32 56.3% 2nd Half: 11-32 34.4% Game: 45.3% DEADB
 3-Pt. FG% 1st Half: 5-10 50.0% 2nd Half: 2-8 25.0% Game: 38.9% REBS
 F Throw % 1st Half: 7-8 87.5% 2nd Half: 11-14 78.6% Game: 81.8% 3

HOME TEAM: Connecticut (17-1, 6-1)

##	Player Name	TOT-FG 3-PT			REBOUNDS			TP	A	TO	BLK	S	MIN	
		FG-FGA	FG-FGA	FT-FTA	OF	DE	TOT							PF
04	ADRIEN, Jeff	3-10	0-0	6-6	4	10	14	4	12	0	1	1	36	
21	ROBINSON, Stanley	1-3	0-1	0-0	0	2	2	1	2	2	3	2	1	28
34	THABETT, Hasheem	3-4	0-0	4-5	2	1	3	4	10	0	3	1	17	
11	DYSON, Jerome	6-11	0-1	7-10	1	3	4	4	19	1	2	0	30	
12	PRICE, A.J.	10-13	4-6	5-6	2	3	5	2	29	5	6	0	34	
15	WALKER, Kemba	1-4	0-1	4-6	1	0	1	0	6	2	1	0	16	
24	AUSTRIE, Craig	2-10	0-3	3-4	1	1	2	1	7	2	0	0	27	
33	EDWARDS, Gavin	1-2	0-0	2-2	0	1	1	1	4	0	1	2	12	
TEAM					3	2	5							
Totals		27-57	4-12	31-39	14	23	37	17	89	12	14	8	7	200

TOTAL FG% 1st Half: 16-33 48.5% 2nd Half: 11-24 45.8% Game: 47.4% DEADB
 3-Pt. FG% 1st Half: 3-11 27.3% 2nd Half: 1-1 100% Game: 33.3% REBS
 F Throw % 1st Half: 13-15 86.7% 2nd Half: 18-24 75.0% Game: 79.5% 5

Officials: Jim Burr, Pat Driscoll, Jim Hanev
 Technical fouls: Villanova-None. #3 Connecticut-None.
 Attendance: 15385
 Score by Periods: 1st 2nd Total
 Villanova..... 48 35 - 83
 #3 Connecticut..... 48 41 - 89

No. 20 Villanova 70, USF 61 January 24, 2009 ~ Sun Dome ~ Tampa, Fla.

VISITORS: Villanova 15-4, 3-3

##	Player Name	TOT-FG 3-PT			REBOUNDS			TP	A	TO	BLK	S	MIN	
		FG-FGA	FG-FGA	FT-FTA	OF	DE	TOT							PF
00	PENA, Antonio	2-7	0-0	2-4	0	1	1	4	6	1	1	0	23	
22	ANDERSON, Dwayne	2-5	1-3	2-3	4	7	11	2	7	3	1	0	37	
33	CUNNINGHAM, Dante	6-12	0-0	2-3	1	7	8	4	14	1	2	2	19	
01	REYNOLDS, Scottie	1-5	1-5	4-6	0	2	2	2	7	4	1	1	30	
15	REDDING, Reggie	5-9	0-1	1-4	1	5	6	5	11	1	2	1	33	
10	FISHER, Corey	3-6	0-2	4-6	1	1	2	3	10	0	4	0	19	
20	CLARK, Shane	1-2	1-1	2-4	3	5	8	2	5	1	1	0	20	
24	STOKES, Corey	2-4	2-4	4-4	2	1	3	1	10	1	1	0	29	
42	TCHUISI, Frank	0-0	0-0	0-0	0	0	0	0	0	0	0	0	0	
TEAM					2	1	3							
Totals		22-50	5-16	21-34	14	30	44	23	70	15	16	5	6	200

TOTAL FG% 1st Half: 12-27 44.4% 2nd Half: 10-23 43.5% Game: 44.0% DEADB
 3-Pt. FG% 1st Half: 3-11 27.3% 2nd Half: 2-5 40.0% Game: 31.3% REBS
 F Throw % 1st Half: 5-9 55.6% 2nd Half: 16-25 64.0% Game: 61.8% 4

HOME TEAM: USF 7-12, 2-5

##	Player Name	TOT-FG 3-PT			REBOUNDS			TP	A	TO	BLK	S	MIN	
		FG-FGA	FG-FGA	FT-FTA	OF	DE	TOT							PF
24	GILCHRIST, Augustus	6-14	2-3	4-9	1	6	7	2	18	0	1	1	0	30
32	WILLIAMS, Aris	1-2	0-0	1-2	0	2	2	3	3	0	0	0	24	
03	HOWARD, Chris	6-14	3-5	0-0	1	1	2	3	15	4	5	0	0	35
20	JONES, Dominique	3-9	0-3	5-7	0	2	2	5	11	3	3	0	4	32
23	VERDEJO, Jesus	3-15	2-11	5-7	2	3	5	3	13	3	0	0	0	36
01	ESPINOSA, Eladio	0-0	0-0	0-2	2	3	5	3	0	0	1	0	0	17
04	BELARDO, Gaby	0-0	0-0	0-0	0	0	0	1	0	0	0	0	0	1
05	DANIELS, B.J.	0-0	0-0	0-0	0	0	0	0	0	0	0	0	0	0
10	LEMEMOW, Justin	0-0	0-0	1-2	0	1	1	2	1	3	1	0	0	17
11	RIVAS, Alex	0-0	0-0	0-0	0	2	2	3	0	0	0	0	0	8
TEAM					5	3	8							
Totals		19-54	7-22	16-29	11	23	34	25	61	13	12	1	4	200

TOTAL FG% 1st Half: 10-22 45.5% 2nd Half: 9-32 28.1% Game: 35.2% DEADB
 3-Pt. FG% 1st Half: 4-10 40.0% 2nd Half: 3-12 25.0% Game: 31.8% REBS
 F Throw % 1st Half: 8-13 61.5% 2nd Half: 8-16 50.0% Game: 55.2% 7

Officials: Ed Corbett, Brian O'Connell, Mike Stuart
 Technical fouls: Villanova-None. USF-None.
 Attendance: 4245
 Score by Periods: 1st 2nd Total
 Villanova..... 32 38 - 70
 USF..... 32 29 - 61

No. 21 Villanova 67, No. 3 Pittsburgh 57 January 28, 2009 ~ Wachovia Spectrum ~ Philadelphia, Pa.

VISITORS: #3 Pittsburgh (18-2, 6-2 BE)

##	Player Name	TOT-FG 3-PT			REBOUNDS			TP	A	TO	BLK	S	MIN	
		FG-FGA	FG-FGA	FT-FTA	OF	DE	TOT							PF
05	BIGGS, Tyrell	0-3	0-2	0-2	0	3	3	0	3	0	0	2	0	15
23	YOUNG, Sam	6-15	0-3	2-3	1	8	9	1	14	2	4	1	1	33
45	BLAIR, DeJuan	2-3	0-0	3-4	3	5	8	4	7	1	0	1	0	23
02	FIELDS, Levance	4-11	1-5	2-4	0	1	1	3	11	4	3	1	1	33
03	DIXON, Jermaine	1-7	0-3	2-3	1	3	4	0	4	1	1	1	6	31
11	BROWN, Gilbert	2-4	1-1	1-1	2	1	3	3	6	0	2	1	0	23
12	GIBBS, Ashton	1-1	0-0	0-0	0	0	0	0	1	2	2	1	0	7
22	WANAMAKER, Brad	6-7	1-2	0-0	0	1	1	5	13	1	3	0	0	19
35	ROBINSON, Nasir	0-3	0-0	0-0	1	1	2	2	0	1	1	0	0	12
52	MCGHEE, Gary	0-0	0-0	0-0	1	0	1	0	2	0	0	0	1	4
TEAM					4	2	6							
Totals		22-54	3-16	10-17	13	25	38	24	57	15	17	6	10	200

TOTAL FG% 1st Half: 13-30 43.3% 2nd Half: 9-24 37.5% Game: 40.7% DEADB
 3-Pt. FG% 1st Half: 3-6 50.0% 2nd Half: 0-10 0.0% Game: 18.8% REBS
 F Throw % 1st Half: 2-3 66.7% 2nd Half: 8-14 57.1% Game: 58.8% 2

HOME TEAM: Villanova (16-4, 4-3 BE)

##	Player Name	TOT-FG 3-PT			REBOUNDS			TP	A	TO	BLK	S	MIN	
		FG-FGA	FG-FGA	FT-FTA	OF	DE	TOT							PF
00	PENA, Antonio	1-3	0-0	0-0	0	1	1	1	2	2	1	0	0	14
33	CUNNINGHAM, Dante	6-10	0-0	3-6	1	4	5	0	15	2	0	2	1	34
01	REYNOLDS, Scottie	3-11	2-6	2-2	0	0	0	4	10	3	1	0	1	24
15	REDDING, Reggie	4-6	0-0	10-10	1	6	7	3	18	2	2	1	2	34
22	ANDERSON, Dwayne	2-7	2-4	1-2	0	4	4	0	7	2	2	0	2	35
10	FISHER, Corey													



2008-09 MEN'S BASKETBALL GAME NOTES

No. 21 Villanova 71, Cincinnati 50 February 1, 2009 ~ The Pavilion ~ Villanova, Pa.

VISITORS: Cincinnati (14-8, 4-5 BE)

#	Player Name	TOT-PG 3-PT			REBOUNDS			TP	A	TO	BLK	S	MIN		
		FG-FGA	FG-FGA	FT-FTA	OF	DE	TOT							PF	
21	WILLIAMS, Mike	f	0-1	0-0	0-0	2	0	2	2	0	3	1	0	1	36
22	BISHOP, Rashad	f	0-1	0-2	1-2	1	1	2	5	1	1	1	1	1	29
42	TOYLOY, Steve	f	1-1	0-0	1-1	0	3	2	3	1	2	0	0	9	9
05	VAUGHN, Deonta	g	3-14	2-9	0-0	1	2	4	8	1	3	0	0	35	35
11	DAVIS, Larry	g	1-9	1-6	0-0	1	2	3	3	0	1	0	0	15	15
03	DIXON, Dion	g	3-5	2-4	0-0	1	0	1	2	8	0	2	0	10	10
15	WILKS, Darnell	g	0-0	0-0	0-0	0	0	0	0	0	0	1	1	3	3
20	MILLER, Brandon	g	0-2	0-0	2-3	2	0	2	0	0	0	0	0	4	4
23	MITCHELL, Alvin	g	5-14	3-10	2-2	1	2	0	15	3	2	1	2	32	32
30	MCCLAIN, Anthony	g	0-1	0-0	1-2	2	1	3	0	1	0	1	0	4	4
34	GATES, Yancy	g	4-9	0-0	1-1	4	3	7	3	9	2	3	0	1	23
TEAM															
Totals			17-59	8-31	8-11	19	14	33	21	50	11	18	3	5	200

TOTAL FG% 1st Half: 11-26 42.3% 2nd Half: 6-33 18.2% Game: 28.8% DEADB
 3-Pt. FG% 1st Half: 5-15 33.3% 2nd Half: 3-16 18.8% Game: 25.8% REBS
 F Throw % 1st Half: 2-3 66.7% 2nd Half: 6-8 75.0% Game: 72.7% 1

HOME TEAM: Villanova (17-4, 5-3 BE)

#	Player Name	TOT-PG 3-PT			REBOUNDS			TP	A	TO	BLK	S	MIN		
		FG-FGA	FG-FGA	FT-FTA	OF	DE	TOT							PF	
20	Clark, Shane	f	2-4	0-1	0-0	2	1	3	0	4	0	1	1	0	21
22	Anderson, Dwayne	f	3-7	2-4	1-2	2	6	8	4	9	3	1	2	1	31
33	Cunningham, Dante	f	8-11	0-0	5-6	4	4	8	0	21	1	6	3	2	35
01	Reynolds, Scottie	g	2-8	0-3	7-8	0	2	2	3	11	2	2	0	0	30
15	Redding, Reggie	g	1-4	0-1	0-0	1	3	4	3	2	2	0	1	1	25
00	Pena, Antonio	g	2-3	0-0	0-0	1	2	3	2	4	0	1	0	0	14
04	Colelenda, Jason	g	0-0	0-0	0-0	0	0	0	0	0	0	0	0	0	1
10	Fisher, Corey	g	4-6	0-1	3-4	0	1	1	3	11	2	2	0	2	20
23	Wooten, Russell	g	0-0	0-0	0-0	0	0	0	0	0	0	0	0	0	1
24	Stokes, Corey	g	3-6	0-2	3-4	1	3	4	1	9	0	1	1	0	21
42	Tchuisi, Frank	g	0-0	0-0	0-0	0	0	0	0	0	0	0	0	0	1
TEAM															
Totals			25-49	2-12	19-24	11	25	36	16	71	10	15	7	6	200

TOTAL FG% 1st Half: 10-22 45.5% 2nd Half: 15-27 55.6% Game: 51.0% DEADB
 3-Pt. FG% 1st Half: 0-6 0.0% 2nd Half: 2-6 33.3% Game: 16.7% REBS
 F Throw % 1st Half: 10-13 76.9% 2nd Half: 9-11 81.8% Game: 79.2% 4

Officials: Tony Greene, Mike Stuart, Jeff Clark
 Technical fouls: Cincinnati-None. Villanova-None.
 Attendance: 6500
 Score by Periods: 1st 2nd Total
 Cincinnati: 29 21 - 50
 Villanova: 30 41 - 71

No. 17 Villanova 94, Providence 91 February 4, 2009 ~ Dunkin' Donuts Center ~ Providence, R.I.

VISITORS: Villanova (18-4, 6-3 BE)

#	Player Name	TOT-PG 3-PT			REBOUNDS			TP	A	TO	BLK	S	MIN		
		FG-FGA	FG-FGA	FT-FTA	OF	DE	TOT							PF	
20	CLARK, Shane	f	0-3	0-0	3-6	3	1	4	3	3	1	0	0	15	15
33	CUNNINGHAM, Dante	f	5-5	0-0	2-5	4	7	11	4	12	2	1	0	0	34
01	REYNOLDS, Scottie	g	7-18	4-11	13-15	4	2	6	4	31	2	5	0	1	37
15	REDDING, Reggie	g	6-11	0-3	0-0	4	7	11	2	12	3	5	1	0	36
22	ANDERSON, Dwayne	g	5-11	3-4	6-6	3	7	10	2	19	2	3	0	5	35
00	PENA, Antonio	g	1-3	0-0	0-0	0	1	1	1	2	0	3	0	0	9
04	COLELENDA, Jason	g	0-0	0-0	0-0	0	0	0	0	0	0	0	0	0	0
10	FISHER, Corey	g	5-10	1-4	1-1	0	1	1	5	12	1	2	0	1	16
24	STOKES, Corey	g	1-7	1-6	0-0	0	3	3	3	3	0	0	0	0	17
42	TCHUISI, Frank	g	0-0	0-0	0-0	0	0	0	0	0	0	0	0	0	1
TEAM															
Totals			30-68	9-28	25-33	20	30	50	24	94	11	19	1	9	200

TOTAL FG% 1st Half: 17-35 48.6% 2nd Half: 13-33 39.4% Game: 44.1% DEADB
 3-Pt. FG% 1st Half: 8-15 53.3% 2nd Half: 1-13 7.7% Game: 32.1% REBS
 F Throw % 1st Half: 7-11 63.6% 2nd Half: 18-22 81.8% Game: 75.0% 4,1

HOME TEAM: Providence (14-8, 6-4 BE)

#	Player Name	TOT-PG 3-PT			REBOUNDS			TP	A	TO	BLK	S	MIN		
		FG-FGA	FG-FGA	FT-FTA	OF	DE	TOT							PF	
11	MCDERMOTT, Geoff	f	1-3	0-1	3-7	3	8	11	4	5	0	3	2	3	34
34	KALE, Jonathan	f	4-7	0-0	2-4	4	4	8	3	10	0	2	0	0	29
01	XAVIER, Jeff	g	8-19	5-13	0-2	3	6	4	21	2	3	0	4	30	30
04	CURRY, Sharaud	g	6-13	6-10	7-7	1	0	1	2	25	5	1	0	0	34
13	EFEJUKU, Weyim	g	6-17	4-7	7-8	3	1	4	5	23	5	4	0	3	31
00	KELLOGG, Alex	g	0-0	0-0	0-0	1	1	2	1	0	0	0	0	0	5
02	BROOKS, Marshon	g	0-4	0-4	1-2	0	3	3	2	1	1	2	0	1	13
23	MCKENZIE, Brian	g	2-5	2-5	0-0	0	0	0	5	6	0	2	0	0	11
32	HANKE, Randall	g	0-1	0-0	0-0	0	2	2	0	0	0	1	1	0	13
TEAM															
Totals			27-69	17-40	20-30	16	22	38	26	91	13	18	3	11	200

TOTAL FG% 1st Half: 10-29 34.5% 2nd Half: 17-40 42.5% Game: 39.1% DEADB
 3-Pt. FG% 1st Half: 6-16 37.5% 2nd Half: 11-24 45.8% Game: 42.5% REBS
 F Throw % 1st Half: 8-13 61.5% 2nd Half: 12-17 70.6% Game: 66.7% 5

Officials: Tim Higgins, Ed Hightower, Paul Janssen
 Technical fouls: Villanova-None. Providence-None.
 Attendance: 11212
 Score by Periods: 1st 2nd Total
 Villanova: 49 45 - 94
 Providence: 34 57 - 91
 Points in the paint-VU 34, PC 14. Points off turnovers-VU 24, PC 26.
 2nd chance points-VU 21, PC 14. Fast break points-VU 6, PC 7.
 Bench points-VU 17, PC 7. Score tied-1 time. Lead changed-0 times.
 Last FG-VU 2nd-00:33, PC 2nd-00:02.
 Largest lead-VU by 20 2nd-15:38, PC None.

No. 17 Villanova 102, No. 20 Syracuse 85 February 7, 2009 ~ Wachovia Center ~ Philadelphia, Pa.

VISITORS: Syracuse (18-6, 6-5 BE)

#	Player Name	TOT-PG 3-PT			REBOUNDS			TP	A	TO	BLK	S	MIN		
		FG-FGA	FG-FGA	FT-FTA	OF	DE	TOT							PF	
00	JACKSON, Rick	f	5-7	0-0	2-5	3	3	6	5	12	0	2	0	0	16
11	HARRIS, Paul	f	2-6	2-3	8-10	1	4	5	2	14	1	1	0	1	36
21	ONUAKU, Arinze	f	2-2	0-0	0-4	2	3	5	3	4	2	0	0	1	21
10	FLYNN, Jonny	g	5-14	1-5	11-13	3	2	5	3	22	8	4	0	2	36
23	DEVENDORP, Eric	g	6-18	3-8	6-8	0	2	2	3	21	4	7	0	2	33
01	RAUTINS, Andy	g	4-13	4-11	0-0	0	1	1	3	12	0	2	0	1	34
05	PRESTUTI, Jake	g	0-0	0-0	0-0	0	0	0	0	0	0	0	0	0	1
12	ONGENAET, Kristof	g	0-1	0-0	0-2	4	5	9	5	0	1	0	1	0	17
24	RESE, Brandon	g	0-0	0-0	0-0	0	0	0	0	0	0	0	0	0	1
32	JOSEPH, Kris	g	0-2	0-2	0-0	0	0	0	0	0	0	0	0	0	5
TEAM															
Totals			24-63	10-29	27-42	16	21	37	24	85	16	16	1	7	200

TOTAL FG% 1st Half: 9-24 37.5% 2nd Half: 15-39 38.5% Game: 38.1% DEADB
 3-Pt. FG% 1st Half: 3-11 27.3% 2nd Half: 7-18 38.9% Game: 34.5% REBS
 F Throw % 1st Half: 17-25 68.0% 2nd Half: 10-17 58.8% Game: 64.3% 8,1

HOME TEAM: Villanova (19-4, 7-3 BE)

#	Player Name	TOT-PG 3-PT			REBOUNDS			TP	A	TO	BLK	S	MIN		
		FG-FGA	FG-FGA	FT-FTA	OF	DE	TOT							PF	
20	CLARK, Shane	f	6-9	0-2	2-4	7	3	10	3	14	3	1	2	0	27
33	CUNNINGHAM, Dante	f	12-15	0-0	7-12	0	9	9	2	31	3	7	1	2	35
01	REYNOLDS, Scottie	g	3-11	2-5	2-2	0	1	1	3	10	3	1	0	1	26
15	REDDING, Reggie	g	3-5	1-1	1-1	3	1	4	4	8	2	1	0	0	26
22	ANDERSON, Dwayne	g	3-6	1-2	0-0	1	4	5	4	7	3	2	1	3	26
00	PENA, Antonio	g	1-2	0-0	0-0	1	2	3	5	2	0	1	0	0	9
04	COLELENDA, Jason	g	0-0	0-0	0-0	0	0	0	0	0	0	0	0	0	0
10	FISHER, Corey	g	5-9	0-3	4-5	2	2	4	4	14	6	0	0	3	23
23	WOOTEN, Russell	g	0-0	0-0	0-0	0	0	0	0	0	0	0	0	0	0
24	STOKES, Corey	g	3-9	3-8	7-8	1	7	8	4	16	3	3	0	0	27
42	TCHUISI, Frank	g	0-0	0-0	0-0	0	0	0	0	0	0	0	0	0	1
TEAM															
Totals			36-66	7-21	23-32	16	30	46	29	102	23	17	4	9	200

TOTAL FG% 1st Half: 19-36 52.8% 2nd Half: 17-30 56.7% Game: 54.5% DEADB
 3-Pt. FG% 1st Half: 4-13 30.8% 2nd Half: 3-8 37.5% Game: 33.3% REBS
 F Throw % 1st Half: 11-14 78.6% 2nd Half: 12-18 66.7% Game: 71.9% 1

Officials: Curtis Shaw, Jim Haney, Michael Stephens
 Technical fouls: Syracuse-FLYNN, Jonny. Villanova-None.
 Attendance: 20390
 Score by Periods: 1st 2nd Total
 Syracuse: 38 47 - 85
 Villanova: 53 49 - 102
 Sellout.
 Villanova's 8th sellout in 45 regular season games in building.
 Villanova - Cunningham ties career high points (31)

No. 13 Villanova 102, No. 10 Marquette 84 February 10, 2009 ~ The Pavilion ~ Villanova, Pa.

VISITORS: Marquette (20-4, 9-2 BE)

#	Player Name	TOT-PG 3-PT			REBOUNDS			TP	A	TO	BLK	S	MIN		
		FG-FGA	FG-FGA	FT-FTA	OF	DE	TOT							PF	
12	BURKE, Dwight	f	1-1	0-0	0-0	1	1	2	5	2	1	0	0	0	16
32	HAYWARD, Lazar	f	8-16	4-8	2-2	2	7	9	4	22	1	1	1	2	39
01	JAMES, Dominic	g	6-11	2-3	0-4	0	1	1	3	14	9	2	1	1	36
22	MENALDI, Jerel														



2008-09 MEN'S BASKETBALL GAME NOTES

West Virginia 93, No. 13 Villanova 72 February 13, 2009 ~ WVU Coliseum ~ Morgantown, W. Va.

VISITORS: Villanova 20-5/8-4

##	Player Name	TOT-FG 3-PT			REBOUNDS							TP	A	TO	BLK	S	MIN
		FG-FGA	FG-FGA	FT-FTA	OF	DE	TOT	PF	TP	A	TO						
20	CLARK, Shane.....	f	2-5	1-1	2-4	1	4	5	2	7	0	1	0	0	0	29	
33	CUNNINGHAM, Dante....	f	3-6	0-0	1-5	3	3	6	3	7	1	4	0	1	25		
01	REYNOLDS, Scottie....	g	3-11	1-5	5-6	0	1	1	5	12	1	5	0	0	28		
15	REDDING, Reggie.....	g	1-3	0-1	2-3	2	2	4	5	4	1	1	0	1	19		
22	ANDERSON, Dwayne.....	g	2-5	0-3	2-2	2	4	6	2	6	0	1	0	2	19		
00	PENA, Antonio.....	g	0-2	0-0	4-4	0	0	0	4	4	0	1	0	0	18		
04	COLENDRA, Jason.....	g	0-0	0-0	0-0	0	0	0	0	0	0	0	0	0	1		
10	FISHER, Corey.....	g	6-10	0-2	5-6	1	2	3	0	17	2	1	0	0	31		
24	STOKES, Corey.....	g	5-10	3-6	2-2	1	4	5	3	15	0	2	0	0	29		
42	TCHUISI, Frank.....	g	0-0	0-0	0-0	0	0	0	0	0	0	0	0	0	1		
TEAM.....						1	1										
Totals.....			22-52	5-18	23-32	11	20	31	24	72	5	16	0	4	200		

TOTAL FG% 1st Half: 8-20 40.0% 2nd Half: 14-32 43.8% Game: 42.3% DEADB
 3-Pt. FG% 1st Half: 2-7 28.6% 2nd Half: 3-11 27.3% Game: 27.8% REBS
 F Throw % 1st Half: 16-22 72.7% 2nd Half: 7-10 70.0% Game: 71.9% 4

HOME TEAM: West Virginia 17-8/6-6

##	Player Name	TOT-FG 3-PT			REBOUNDS							TP	A	TO	BLK	S	MIN
		FG-FGA	FG-FGA	FT-FTA	OF	DE	TOT	PF	TP	A	TO						
01	BUTLER, Da'Sean.....	f	12-23	6-13	13-15	1	2	3	1	43	2	2	0	1	38		
03	EBANKS, Devin.....	f	6-8	0-2	4-7	4	6	10	1	16	3	3	0	0	35		
35	SMITH, Wellington....	f	1-3	0-0	2-2	3	4	7	4	4	3	0	2	1	19		
22	RUOFF, Alex.....	g	3-12	1-7	1-2	0	2	2	3	8	5	2	1	1	40		
25	BRYANT, Darryl.....	g	3-7	1-2	2-2	0	4	4	4	9	3	3	0	0	27		
02	THOROUGHMAN, Cam....	g	0-0	0-0	0-0	0	0	0	2	0	0	0	0	4			
05	JONES, Kevin.....	g	2-3	0-0	0-0	3	4	7	3	4	0	1	2	1	20		
24	THOMAS, Will.....	g	0-0	0-0	0-0	0	0	0	0	0	0	0	0	0			
41	FLOWERS, John.....	g	4-6	1-1	0-0	0	0	0	2	9	3	0	1	0	17		
TEAM.....						2	2	4									
Totals.....			31-62	9-25	22-28	13	24	37	20	93	19	11	6	4	200		

3-Pt. FG% 1st Half: 6-14 42.9% 2nd Half: 3-11 27.3% Game: 36.0% REBS
 F Throw % 1st Half: 6-7 85.7% 2nd Half: 16-21 76.2% Game: 78.6% 4

Officials: Pat Driscoll, Frank Scagliotta, Tony Greene

Technical fouls: Villanova-None. West Virginia-None.

Attendance: 12513

Score by Periods	1st	2nd	Total
Villanova.....	34	38	- 72
West Virginia.....	52	41	- 93

No. 12 Villanova 82, Rutgers 72 February 19, 2009 ~ The Pavilion ~ Villanova, Pa.

VISITORS: Rutgers (10-16, 1-12 BE)

##	Player Name	TOT-FG 3-PT			REBOUNDS							TP	A	TO	BLK	S	MIN
		FG-FGA	FG-FGA	FT-FTA	OF	DE	TOT	PF	TP	A	TO						
00	ECHENIQUE, Gregory..	f	1-2	0-0	2-2	0	6	6	4	1	2	1	0	0	26		
05	NDIAYE, Hamady.....	c	1-1	0-0	2-2	1	5	6	3	4	1	2	1	0	20		
02	FARMER, Anthony.....	g	6-10	2-3	3-4	0	0	0	3	17	3	4	0	1	33		
03	ROSARIO, Mike.....	g	7-11	3-7	2-2	0	6	6	1	19	5	5	0	1	37		
11	PETTIS, Earl.....	g	1-3	0-0	0-0	0	0	0	1	2	2	0	0	1	11		
01	CHANDLER, Corey.....	g	5-11	2-5	1-2	1	1	2	2	13	2	0	0	3	29		
15	INMAN, JR.....	g	0-0	0-0	0-0	0	1	1	1	0	0	0	0	0	3		
23	JACKSON, Patrick.....	g	0-0	0-0	2-2	0	1	1	0	2	0	0	0	0	4		
31	COBURN, Mike.....	g	1-3	0-1	0-0	0	0	0	3	2	1	2	0	0	17		
32	GRIFFIN, Jaron.....	g	3-7	3-6	0-0	0	1	1	1	9	0	2	0	1	20		
TEAM.....						3	2	5									
Totals.....			25-48	10-22	12-14	5	23	28	19	72	15	20	2	7	200		

TOTAL FG% 1st Half: 12-26 46.2% 2nd Half: 13-22 59.1% Game: 52.1% DEADB
 3-Pt. FG% 1st Half: 4-12 33.3% 2nd Half: 6-10 60.0% Game: 45.5% REBS
 F Throw % 1st Half: 3-5 60.0% 2nd Half: 9-9 100% Game: 85.7% 1

HOME TEAM: Villanova (21-5, 9-4 BE)

##	Player Name	TOT-FG 3-PT			REBOUNDS							TP	A	TO	BLK	S	MIN
		FG-FGA	FG-FGA	FT-FTA	OF	DE	TOT	PF	TP	A	TO						
20	CLARK, Shane.....	f	3-5	0-1	0-2	1	1	2	1	6	1	0	0	0	23		
22	ANDERSON, Dwayne....	f	3-11	0-4	2-2	4	2	6	0	8	0	1	0	1	31		
33	CUNNINGHAM, Dante....	f	5-17	0-0	2-3	3	3	6	4	12	1	1	1	0	31		
42	TCHUISI, Frank.....	f	0-0	0-0	0-0	0	0	0	0	2	0	0	0	0	2		
01	REYNOLDS, Scottie....	g	5-11	1-4	10-11	0	2	2	3	21	6	4	0	2	33		
00	PENA, Antonio.....	g	0-2	0-0	2-2	2	1	3	0	2	0	2	1	0	9		
04	COLENDRA, Jason.....	g	0-0	0-0	0-0	0	0	0	0	0	0	0	0	0	1		
10	FISHER, Corey.....	g	4-5	2-3	4-4	0	1	1	1	14	3	0	0	0	19		
15	REDDING, Reggie.....	g	1-1	0-0	0-0	2	2	4	1	2	2	1	0	2	28		
23	WOOTEN, Russell.....	g	0-0	0-0	0-0	0	0	0	0	0	0	0	0	0	1		
24	STOKES, Corey.....	g	6-9	5-7	0-0	0	5	5	2	17	1	1	0	2	22		
TEAM.....						2	2	4									
Totals.....			27-61	8-19	20-24	14	19	33	14	82	14	11	2	7	200		

TOTAL FG% 1st Half: 12-30 40.0% 2nd Half: 15-31 48.4% Game: 44.3% DEADB
 3-Pt. FG% 1st Half: 2-9 22.2% 2nd Half: 6-10 60.0% Game: 42.1% REBS
 F Throw % 1st Half: 11-13 84.6% 2nd Half: 9-11 81.8% Game: 83.3% 1

Officials: Tim Higgins, Tim Clougherty, J.D. Collins

Technical fouls: Rutgers-None. Villanova-None.

Attendance: 6500

Score by Periods	1st	2nd	Total
Rutgers.....	31	41	- 72
Villanova.....	37	45	- 82

No. 12 Villanova 89, No. 24 Syracuse 86 February 22, 2009 ~ Carrier Dome ~ Syracuse, N.Y.

VISITORS: Villanova (22-5) (10-4)

##	Player Name	TOT-FG 3-PT			REBOUNDS							TP	A	TO	BLK	S	MIN
		FG-FGA	FG-FGA	FT-FTA	OF	DE	TOT	PF	TP	A	TO						
20	CLARK, Shane.....	f	6-8	0-0	3-4	5	3	8	3	15	2	2	0	0	31		
22	ANDERSON, Dwayne....	f	8-14	4-6	2-3	3	2	5	3	22	2	3	0	1	36		
33	CUNNINGHAM, Dante....	c	5-14	0-0	2-3	4	8	12	4	12	6	2	0	0	34		
01	REYNOLDS, Scottie....	g	4-9	1-5	1-3	0	0	0	0	10	2	5	0	1	23		
15	REDDING, Reggie.....	g	3-5	0-1	5-6	0	2	2	3	11	7	1	0	6	34		
00	PENA, Antonio.....	g	0-1	0-0	0-0	0	1	1	1	1	0	0	0	0	5		
10	FISHER, Corey.....	g	5-6	1-1	5-7	1	2	3	2	16	2	1	0	1	24		
24	STOKES, Corey.....	g	1-4	1-2	0-0	0	3	3	1	3	0	2	1	0	13		
42	TCHUISI, Frank.....	g	0-0	0-0	0-0	0	0	0	0	0	0	0	0	0	0+		
TEAM.....						1	5	6									
Totals.....			32-61	7-15	18-26	14	26	40	17	89	21	16	1	9	200		

TOTAL FG% 1st Half: 17-31 54.8% 2nd Half: 15-30 50.0% Game: 52.5% DEADB
 3-Pt. FG% 1st Half: 5-9 55.6% 2nd Half: 2-6 33.3% Game: 46.7% REBS
 F Throw % 1st Half: 7-11 63.6% 2nd Half: 11-15 73.3% Game: 69.2% 2

HOME TEAM: Syracuse (19-8) (7-7)

##	Player Name	TOT-FG 3-PT			REBOUNDS							TP	A	TO	BLK	S	MIN
		FG-FGA	FG-FGA	FT-FTA	OF	DE	TOT	PF	TP	A	TO						
00	JACKSON, Rick.....	f	0-1	0-0	2-2	2	6	8	3	2	0	1	2	1	27		
11	HARRIS, Paul.....	f	9-16	1-6	2-4	5	1	6	2	21	1	1	0	3	30		
21	ONUAKU, Arinze.....	c	2-2	0-0	0-0	1	1	2	1	4	0	1	1	1	19		
10	FLYNN, Jonny.....	g	5-17	2-8	0-1	1	0	1	4	12	8	4	1	0	34		
23	DEVENDORF, Eric.....	g	7-14	3-10	5-5	0	1	1	2	22	6	4	0	0	34		
01	RAUTINS, Andy.....	g	6-17	6-15	0-0	0	1	1	5	18	5	3	0	1	32		
12	ONGENAET, Kristof...	g	3-3	0-0	1-2	4	7	11	4	7	3	1	2	0	24		
TEAM.....						2	4										

THE STAT CREW SYSTEM
Villanova Individual Game-by-Game (as of Feb 22, 2009)
All games

#00 PENA, Antonio

Opponent	Date	gs	min	Total		3-Pointers		Free throws		Rebounds				pf	a	t/o	blk	stl	pts	avg	
				fg-fga	pct	3fg-fga	pct	ft-fta	pct	off	def	tot	avg								
ALBANY	11/14/08	*	28	5-7	.714	0-0	.000	2-4	.500	2	3	5	5.0	0	0	2	2	1	0	12	
FORDHAM	11/17/08	*	24	4-5	.800	0-0	.000	2-2	1.000	3	3	6	5.5	3	0	3	2	1	0	10	
NIAGARA	11/19/08	*	21	2-2	1.000	0-0	.000	4-6	.667	2	5	7	6.0	5	1	0	2	0	1	8	
MONMOUTH	11/25/08	*	26	2-3	.667	0-0	.000	0-0	.000	2	4	6	6.0	5	1	2	1	1	1	4	
vs Towson	11/28/08	*	28	4-5	.800	0-0	.000	4-4	1.000	3	4	7	6.2	2	0	2	0	1	1	12	
vs Rhode Island	11/29/08	*	27	3-9	.333	0-1	.000	4-4	1.000	4	2	6	6.2	4	0	1	0	1	0	10	
at Penn	12/02/08	*	24	2-6	.333	0-0	.000	4-6	.667	2	2	4	5.9	5	1	2	3	0	0	8	
HOUSTON BAPTIST	12/04/08	*	28	4-6	.667	0-0	.000	2-2	1.000	2	2	4	5.6	2	0	0	0	0	2	10	
vs Texas	12/9/08	*	9	0-0	.000	0-0	.000	0-2	.000	0	0	0	5.0	1	0	0	2	0	0	0	
SAINT JOSEPH'S	12/11/08	*	30	2-3	.667	0-0	.000	0-0	.000	1	7	8	5.3	3	0	1	1	0	0	4	
at La Salle	12/14/08	*	34	1-6	.167	0-0	.000	3-4	.750	2	4	6	5.4	3	0	6	0	1	0	5	
NAVY	12/22/08	*	25	1-3	.333	0-0	.000	5-6	.833	4	8	12	5.9	3	0	4	3	3	0	7	
TEMPLE	12/29/08	*	20	1-1	1.000	0-0	.000	1-2	.500	3	6	9	6.2	0	0	0	4	1	0	3	
at Marquette	01/01/09	*	7	0-1	.000	0-0	.000	0-0	.000	0	4	4	6.0	3	0	1	1	0	0	0	
at Seton Hall	01/06/09	*	29	3-6	.500	0-0	.000	1-4	.250	2	6	8	6.1	1	0	4	0	0	0	7	
#23 LOUISVILLE	01/10/09	*	34	4-8	.500	0-0	.000	6-14	.429	3	5	8	6.3	1	0	1	4	1	1	14	
ST. JOHN'S	01/18/09	*	27	5-9	.556	0-0	.000	3-4	.750	3	6	9	6.4	2	0	2	4	1	1	13	
at #3 Connecticut	01/21/09	*	31	5-11	.455	0-0	.000	2-2	1.000	3	5	8	6.5	2	0	0	1	1	1	12	
at USF	01/24/09	*	23	2-7	.286	0-0	.000	2-4	.500	0	1	1	6.2	4	0	1	1	0	0	6	
#3 PITTSBURGH	01/28/09	*	14	1-3	.333	0-0	.000	0-0	.000	0	1	1	6.0	1	0	2	1	0	0	2	
CINCINNATI	02/01/09		14	2-3	.667	0-0	.000	0-0	.000	1	2	3	5.8	2	0	0	1	0	0	4	
at Providence	02/04/09		9	1-3	.333	0-0	.000	0-0	.000	0	1	1	5.6	1	0	0	3	0	1	2	
SYRACUSE	02/07/09		9	1-2	.500	0-0	.000	0-0	.000	1	2	3	5.5	5	1	0	1	0	0	2	
MARQUETTE	02/10/09		11	2-3	.667	0-0	.000	1-2	.500	0	3	3	5.4	4	0	1	0	1	0	5	
at West Virginia	2/13/09		18	0-2	.000	0-0	.000	4-4	1.000	0	0	0	5.2	4	0	0	1	0	0	4	
RUTGERS	02/19/09		9	0-2	.000	0-0	.000	2-2	1.000	2	1	3	5.1	0	0	0	2	1	0	2	
at Syracuse	2/22/09		5	0-1	.000	0-0	.000	0-0	.000	0	1	1	4.9	1	0	0	0	0	0	0	
Totals			20	564	57-117	.487	0-1	.000	52-78	.667	45	88	133	4.9	67	4	35	40	15	9	166

Games played: 27
Minutes/game: 20.9
Points/game: 6.1
FG Pct: 48.7
3FG Pct: 0.0
FT Pct: 66.7

Rebounds/game: 4.9
Assists/game: 1.3
Turnovers/game: 1.5
Assist/turnover ratio: 0.9
Steals/game: 0.3
Blocks/game: 0.6

THE STAT CREW SYSTEM
Villanova Individual Game-by-Game (as of Feb 22, 2009)
All games

#01 REYNOLDS, Scottie

Opponent	Date	gs	min	Total		3-Pointers		Free throws		Rebounds				pf	a	t/o	blk	stl	pts	avg	
				fg-fga	pct	3fg-fga	pct	ft-fta	pct	off	def	tot	avg								
ALBANY	11/14/08	*	30	4-11	.364	2-6	.333	3-3	1.000	0	1	1	1.0	3	0	6	1	0	2	13	
FORDHAM	11/17/08	*	22	3-9	.333	1-4	.250	4-4	1.000	1	3	4	2.5	3	0	7	1	0	2	11	
NIAGARA	11/19/08	*	36	4-14	.286	2-5	.400	9-10	.900	0	4	4	3.0	1	0	2	5	0	4	19	
MONMOUTH	11/25/08	*	28	1-6	.167	0-3	.000	7-8	.875	0	6	6	3.8	2	0	4	1	0	3	9	
vs Towson	11/28/08	*	31	5-9	.556	3-7	.429	1-2	.500	2	4	6	4.2	1	0	6	4	1	1	14	
vs Rhode Island	11/29/08	*	30	3-9	.333	1-4	.250	6-8	.750	0	1	1	3.7	3	0	3	2	0	1	13	
at Penn	12/02/08	*	35	3-9	.333	2-6	.333	2-2	1.000	1	2	3	3.6	0	0	4	3	0	0	10	
HOUSTON BAPTIST	12/04/08	*	30	8-13	.615	4-7	.571	3-3	1.000	0	1	1	3.3	2	0	6	1	1	2	23	
vs Texas	12/9/08	*	38	2-7	.286	0-2	.000	6-7	.857	2	3	5	3.4	5	1	5	4	0	2	10	
SAINT JOSEPH'S	12/11/08	*	36	5-15	.333	3-7	.429	5-5	1.000	0	4	4	3.5	2	0	6	2	0	2	18	
at La Salle	12/14/08	*	30	5-12	.417	3-5	.600	0-2	.000	0	0	0	3.2	1	0	2	2	0	0	13	
NAVY	12/22/08	*	35	7-16	.438	4-9	.444	5-7	.714	0	1	1	3.0	1	0	3	1	0	1	23	
TEMPLE	12/29/08	*	31	2-9	.222	2-6	.333	2-2	1.000	0	3	3	3.0	1	0	3	1	0	1	8	
at Marquette	01/01/09	*	35	6-15	.400	3-8	.375	0-0	.000	0	1	1	2.9	5	1	1	4	0	2	15	
at Seton Hall	01/06/09	*	43	10-17	.588	5-8	.625	15-16	.938	1	3	4	2.9	1	0	3	4	0	2	40	
#23 LOUISVILLE	01/10/09	*	33	3-6	.500	0-2	.000	5-5	1.000	0	4	4	3.0	3	0	2	4	0	1	11	
ST. JOHN'S	01/18/09	*	20	4-6	.667	1-3	.333	0-1	.000	0	3	3	3.0	4	0	5	1	0	0	9	
at #3 Connecticut	01/21/09	*	32	4-11	.364	1-5	.200	5-6	.833	2	0	2	2.9	3	0	5	3	0	0	14	
at USF	01/24/09	*	30	1-5	.200	1-5	.200	4-6	.667	0	2	2	2.9	2	0	7	4	1	1	7	
#3 PITTSBURGH	01/28/09	*	24	3-11	.273	2-6	.333	2-2	1.000	0	0	0	2.8	4	0	3	1	0	1	10	
CINCINNATI	02/01/09	*	30	2-8	.250	0-3	.000	7-8	.875	0	2	2	2.7	3	0	2	2	0	0	11	
at Providence	02/04/09	*	37	7-18	.389	4-11	.364	13-15	.867	4	2	6	2.9	4	0	2	5	0	1	31	
SYRACUSE	02/07/09	*	26	3-11	.273	2-5	.400	2-2	1.000	0	1	1	2.8	3	0	3	1	0	1	10	
MARQUETTE	02/10/09	*	35	10-17	.588	5-11	.455	2-5	.400	1	3	4	2.8	1	0	1	0	0	0	27	
at West Virginia	2/13/09	*	28	3-11	.273	1-5	.200	5-6	.833	0	1	1	2.8	5	1	1	5	0	0	12	
RUTGERS	02/19/09	*	33	5-11	.455	1-4	.250	10-11	.909	0	2	2	2.7	3	0	6	4	0	2	21	
at Syracuse	2/22/09	*	23	4-9	.444	1-5	.200	1-3	.333	0	0	0	2.6	0	0	2	5	0	1	10	
Totals			27	841	117-295	.397	54-152	.355	124-149	.832	14	57	71	2.6	66	3	100	71	3	33	412

Games played: 27
Minutes/game: 31.1
Points/game: 15.3
FG Pct: 39.7
3FG Pct: 35.5
FT Pct: 83.2

Rebounds/game: 2.6
Assists/game: 3.7
Turnovers/game: 2.6
Assist/turnover ratio: 1.4
Steals/game: 1.2
Blocks/game: 0.1

THE STAT CREW SYSTEM
 Villanova Individual Game-by-Game (as of Feb 22, 2009)
 All games

#04 COLEND, Jason

Opponent	Date	gs	min	Total		3-Pointers		Free throws		Rebounds				pf	a	t/o	blk	stl	pts	avg
				fg-fga	pct	3fg-fga	pct	ft-fta	pct	off	def	tot	avg							
ALBANY	11/14/08		1	0-0	.000	0-0	.000	0-0	.000	0	0	0	0.0	0	0	0	1	0	0	0
FORDHAM	11/17/08		6	0-0	.000	0-0	.000	0-0	.000	0	1	1	0.5	0	0	1	0	0	0	0
NIAGARA	11/19/08		1	0-0	.000	0-0	.000	0-0	.000	0	0	0	0.3	0	0	0	0	0	0	0
MONMOUTH	11/25/08		3	0-1	.000	0-0	.000	0-0	.000	0	0	0	0.3	0	0	0	0	0	0	0
vs Towson	11/28/08		1	0-0	.000	0-0	.000	0-0	.000	0	0	0	0.2	0	0	0	0	0	0	0
vs Rhode Island	11/29/08		1	0-0	.000	0-0	.000	0-0	.000	0	0	0	0.2	0	0	0	0	0	0	0
at Penn	12/02/08		2	0-0	.000	0-0	.000	0-0	.000	0	0	0	0.1	0	0	0	0	0	0	0
HOUSTON BAPTIST	12/04/08		3	0-0	.000	0-0	.000	0-0	.000	0	2	2	0.4	0	0	0	0	0	0	0
vs Texas	12/9/08		1	0-0	.000	0-0	.000	0-0	.000	0	0	0	0.3	0	0	0	0	0	0	0
at La Salle	12/14/08		1	0-0	.000	0-0	.000	0-0	.000	0	0	0	0.3	0	0	0	0	0	0	0
ST. JOHN'S	01/18/09		1	0-0	.000	0-0	.000	0-0	.000	0	0	0	0.3	0	0	0	0	0	0	0
CINCINNATI	02/01/09		1	0-0	.000	0-0	.000	0-0	.000	0	0	0	0.3	0	0	0	0	0	0	0
at Providence	02/04/09		0	0-0	.000	0-0	.000	0-0	.000	0	0	0	0.2	0	0	0	0	0	0	0
SYRACUSE	02/07/09		0	0-0	.000	0-0	.000	0-0	.000	0	0	0	0.2	0	0	0	0	0	0	0
MARQUETTE	02/10/09		1	0-0	.000	0-0	.000	0-0	.000	0	0	0	0.2	0	0	0	0	0	0	0
at West Virginia	2/13/09		1	0-0	.000	0-0	.000	0-0	.000	0	0	0	0.2	0	0	0	0	0	0	0
RUTGERS	02/19/09		1	0-0	.000	0-0	.000	0-0	.000	0	0	0	0.2	0	0	0	0	0	0	0
Totals		0	25	0-1	.000	0-0	.000	0-0	.000	0	3	3	0.2	0	0	1	1	0	0	0

Games played: 17
 Minutes/game: 1.5
 FG Pct: 0.0

Rebounds/game: 0.2
 Assists/game: 0.1
 Turnovers/game: 0.1
 Assist/turnover ratio: 1.0

THE STAT CREW SYSTEM
Villanova Individual Game-by-Game (as of Feb 22, 2009)
All games

#10 FISHER, Corey

Opponent	Date	gs	min	Total		3-Pointers		Free throws		Rebounds				pf	a	t/o	blk	stl	pts	avg	
				fg-fga	pct	3fg-fga	pct	ft-fa	pct	off	def	tot	avg								
ALBANY	11/14/08	*	30	3-6	.500	0-2	.000	4-4	1.000	0	2	2	2.0	3	0	5	3	0	4	10	
FORDHAM	11/17/08	*	30	4-10	.400	2-4	.500	7-8	.875	0	2	2	2.0	3	0	4	1	0	2	17	
NIAGARA	11/19/08	*	36	4-12	.333	1-5	.200	6-10	.600	0	6	6	3.3	2	0	5	2	0	3	15	
MONMOUTH	11/25/08	*	22	2-8	.250	0-2	.000	0-0	.000	0	0	0	2.5	2	0	4	3	0	1	4	
vs Towson	11/28/08	*	28	4-8	.500	2-4	.500	1-3	.333	1	1	2	2.4	1	0	1	1	0	2	11	
vs Rhode Island	11/29/08	*	24	5-8	.625	0-1	.000	4-5	.800	0	0	0	2.0	3	0	1	2	0	1	14	
at Penn	12/02/08	*	28	3-9	.333	0-2	.000	1-2	.500	1	5	6	2.6	3	0	4	2	0	3	7	
HOUSTON BAPTIST	12/04/08	*	33	3-8	.375	0-3	.000	6-6	1.000	1	2	3	2.6	3	0	3	2	0	1	12	
vs Texas	12/9/08	*	17	0-5	.000	0-1	.000	0-0	.000	0	1	1	2.4	2	0	1	2	0	1	0	
SAINT JOSEPH'S	12/11/08		15	0-3	.000	0-0	.000	2-2	1.000	1	0	1	2.3	2	0	2	3	0	0	2	
at La Salle	12/14/08		26	4-9	.444	0-1	.000	0-0	.000	0	2	2	2.3	1	0	6	1	0	0	8	
NAVY	12/22/08		26	2-6	.333	0-1	.000	3-4	.750	1	0	1	2.2	0	0	3	1	0	0	7	
TEMPLE	12/29/08		28	7-8	.875	4-4	1.000	5-7	.714	1	3	4	2.3	3	0	3	1	0	2	23	
at Marquette	01/01/09		33	6-14	.429	1-3	.333	8-11	.727	3	2	5	2.5	3	0	1	3	0	2	21	
at Seton Hall	01/06/09	*	16	0-5	.000	0-2	.000	0-0	.000	0	0	0	2.3	2	0	2	2	0	0	0	
#23 LOUISVILLE	01/10/09	*	18	1-4	.250	1-1	1.000	4-4	1.000	0	2	2	2.3	2	0	3	1	0	0	7	
ST. JOHN'S	01/18/09	*	28	5-7	.714	0-0	.000	2-4	.500	0	1	1	2.2	5	1	2	2	0	1	12	
at #3 Connecticut	01/21/09		22	4-10	.400	1-2	.500	0-0	.000	0	2	2	2.2	4	0	3	4	0	1	9	
at USF	01/24/09		19	3-6	.500	0-2	.000	4-6	.667	1	1	2	2.2	3	0	0	4	0	1	10	
#3 PITTSBURGH	01/28/09		18	3-5	.600	1-2	.500	2-4	.500	1	1	2	2.2	2	0	1	4	0	1	9	
CINCINNATI	02/01/09		20	4-6	.667	0-1	.000	3-4	.750	0	1	1	2.1	3	0	2	2	0	2	11	
at Providence	02/04/09		16	5-10	.500	1-4	.250	1-1	1.000	0	1	1	2.1	5	1	1	2	0	1	12	
SYRACUSE	02/07/09		23	5-9	.556	0-3	.000	4-5	.800	2	2	4	2.2	4	0	6	0	0	3	14	
MARQUETTE	02/10/09		32	6-10	.600	4-5	.800	5-7	.714	0	2	2	2.2	2	0	4	3	0	1	21	
at West Virginia	2/13/09		31	6-10	.600	0-2	.000	5-6	.833	1	2	3	2.2	0	0	2	1	0	0	17	
RUTGERS	02/19/09		19	4-5	.800	2-3	.667	4-4	1.000	0	1	1	2.2	1	0	3	0	0	0	14	
at Syracuse	2/22/09		24	5-6	.833	1-1	1.000	5-7	.714	1	2	3	2.2	2	0	2	1	0	1	16	
Totals			12	662	98-207	.473	21-61	.344	86-114	.754	15	44	59	2.2	66	2	74	53	0	34	303

Games played: 27
Minutes/game: 24.5
Points/game: 11.2
FG Pct: 47.3
3FG Pct: 34.4
FT Pct: 75.4

Rebounds/game: 2.2
Assists/game: 2.7
Turnovers/game: 2.0
Assist/turnover ratio: 1.4
Steals/game: 1.3

THE STAT CREW SYSTEM
Villanova Individual Game-by-Game (as of Feb 22, 2009)
All games

#15 REDDING, Reggie

Opponent	Date	gs	min	Total		3-Pointers		Free throws		Rebounds				pf	a	t/o	blk	stl	pts	avg	
				fg-fga	pct	3fg-fga	pct	ft-fa	pct	off	def	tot	avg								
ALBANY	11/14/08		26	4-7	.571	1-3	.333	2-2	1.000	0	4	4	4.0	1	0	2	1	0	1	11	
FORDHAM	11/17/08		23	4-5	.800	1-2	.500	0-0	.000	0	4	4	4.0	4	0	4	1	0	0	9	
NIAGARA	11/19/08	*	34	5-10	.500	2-4	.500	2-2	1.000	1	3	4	4.0	1	0	3	2	0	0	14	
MONMOUTH	11/25/08		30	2-5	.400	1-2	.500	0-0	.000	2	4	6	4.5	2	0	2	2	0	1	5	
vs Towson	11/28/08		28	1-6	.167	0-2	.000	0-2	.000	3	3	6	4.8	2	0	3	5	0	0	2	
vs Rhode Island	11/29/08		31	3-8	.375	1-4	.250	4-5	.800	7	5	12	6.0	3	0	3	1	0	1	11	
at Penn	12/02/08		26	1-6	.167	0-1	.000	0-0	.000	2	4	6	6.0	3	0	2	0	1	1	2	
HOUSTON BAPTIST	12/04/08		27	1-4	.250	1-3	.333	4-4	1.000	0	3	3	5.6	2	0	4	2	0	1	7	
vs Texas	12/9/08		25	2-8	.250	1-3	.333	2-5	.400	1	2	3	5.3	4	0	4	4	0	1	7	
SAINT JOSEPH'S	12/11/08		13	2-5	.400	0-1	.000	2-2	1.000	0	3	3	5.1	0	0	0	0	0	0	6	
at La Salle	12/14/08		17	3-4	.750	1-1	1.000	0-0	.000	0	2	2	4.8	1	0	2	1	0	0	7	
NAVY	12/22/08		26	0-4	.000	0-3	.000	0-0	.000	0	2	2	4.6	4	0	4	1	0	2	0	
TEMPLE	12/29/08		28	1-5	.200	0-1	.000	2-2	1.000	1	5	6	4.7	3	0	2	0	0	0	4	
at Marquette	01/01/09	*	24	0-4	.000	0-2	.000	4-4	1.000	2	1	3	4.6	4	0	2	3	0	2	4	
at Seton Hall	01/06/09		28	4-10	.400	1-3	.333	1-1	1.000	2	1	3	4.5	3	0	3	1	1	1	10	
#23 LOUISVILLE	01/10/09		24	0-3	.000	0-0	.000	0-1	.000	3	3	6	4.6	2	0	3	3	0	1	0	
ST. JOHN'S	01/18/09		31	2-4	.500	1-2	.500	0-1	.000	2	3	5	4.6	3	0	3	2	0	4	5	
at #3 Connecticut	01/21/09	*	22	5-10	.500	1-2	.500	1-3	.333	2	2	4	4.6	4	0	1	2	1	2	12	
at USF	01/24/09	*	33	5-9	.556	0-1	.000	1-4	.250	1	5	6	4.6	5	1	1	2	1	0	11	
#3 PITTSBURGH	01/28/09	*	34	4-6	.667	0-0	.000	10-10	1.000	1	6	7	4.8	3	0	2	2	1	2	18	
CINCINNATI	02/01/09	*	25	1-4	.250	0-1	.000	0-0	.000	1	3	4	4.7	3	0	2	1	0	1	2	
at Providence	02/04/09	*	36	6-11	.545	0-3	.000	0-0	.000	4	7	11	5.0	2	0	3	5	1	0	12	
SYRACUSE	02/07/09	*	26	3-5	.600	1-1	1.000	1-1	1.000	3	1	4	5.0	4	0	2	1	0	0	8	
MARQUETTE	02/10/09	*	27	0-4	.000	0-3	.000	2-4	.500	1	5	6	5.0	2	0	6	4	1	1	2	
at West Virginia	2/13/09	*	19	1-3	.333	0-1	.000	2-3	.667	2	2	4	5.0	5	1	1	1	0	1	4	
RUTGERS	02/19/09		28	1-1	1.000	0-0	.000	0-0	.000	2	2	4	4.9	1	0	2	1	0	2	2	
at Syracuse	2/22/09	*	34	3-5	.600	0-1	.000	5-6	.833	0	2	2	4.8	3	0	7	1	0	6	11	
Totals			11	725	64-156	.410	13-50	.260	45-62	.726	43	87	130	4.8	74	2	73	49	7	31	186

Games played: 27
Minutes/game: 26.9
Points/game: 6.9
FG Pct: 41.0
3FG Pct: 26.0
FT Pct: 72.6

Rebounds/game: 4.8
Assists/game: 2.7
Turnovers/game: 1.8
Assist/turnover ratio: 1.5
Steals/game: 1.1
Blocks/game: 0.3

THE STAT CREW SYSTEM
Villanova Individual Game-by-Game (as of Feb 22, 2009)
All games

#20 CLARK, Shane

Opponent	Date	gs	min	Total		3-Pointers		Free throws		Rebounds				pf	a	t/o	blk	stl	pts	avg	
				fg-fga	pct	3fg-fga	pct	ft-fa	pct	off	def	tot	avg								
FORDHAM	11/17/08		16	3-5	.600	0-1	.000	2-2	1.000	0	1	1	1.0	3	0	1	1	0	0	8	
NIAGARA	11/19/08		14	1-2	.500	0-0	.000	0-0	.000	1	0	1	1.0	5	1	0	1	0	0	2	
MONMOUTH	11/25/08		22	4-4	1.000	2-2	1.000	0-0	.000	2	0	2	1.3	2	0	1	1	0	1	10	
vs Towson	11/28/08		15	1-3	.333	0-1	.000	0-2	.000	0	2	2	1.5	1	0	2	2	0	0	2	
vs Rhode Island	11/29/08		25	4-8	.500	0-3	.000	0-0	.000	2	2	4	2.0	2	0	2	2	0	2	8	
at Penn	12/02/08		15	1-4	.250	0-1	.000	3-3	1.000	3	1	4	2.3	2	0	0	2	0	0	5	
HOUSTON BAPTIST	12/04/08		13	2-4	.500	1-3	.333	0-0	.000	1	2	3	2.4	0	0	1	1	0	0	5	
vs Texas	12/9/08		22	1-3	.333	1-3	.333	0-0	.000	1	1	2	2.4	3	0	2	1	0	0	3	
SAINT JOSEPH'S	12/11/08		15	1-4	.250	0-1	.000	0-2	.000	1	2	3	2.4	1	0	0	0	0	0	2	
at La Salle	12/14/08		17	3-4	.750	0-0	.000	0-0	.000	0	7	7	2.9	3	0	0	0	1	1	6	
NAVY	12/22/08		16	1-3	.333	0-1	.000	0-0	.000	2	2	4	3.0	4	0	1	1	0	0	2	
TEMPLE	12/29/08		20	1-3	.333	1-1	1.000	4-4	1.000	1	1	2	2.9	3	0	1	1	0	1	7	
at Marquette	01/01/09		20	1-1	1.000	0-0	.000	0-0	.000	0	3	3	2.9	2	0	1	1	0	1	2	
at Seton Hall	01/06/09		21	1-2	.500	0-1	.000	0-0	.000	2	1	3	2.9	2	0	2	0	0	0	2	
#23 LOUISVILLE	01/10/09		13	1-4	.250	0-1	.000	0-0	.000	2	3	5	3.1	2	0	0	0	1	1	2	
at #3 Connecticut	01/21/09		18	0-1	.000	0-0	.000	1-2	.500	0	1	1	2.9	3	0	1	1	1	1	1	
at USF	01/24/09		20	1-2	.500	1-1	1.000	2-4	.500	3	5	8	3.2	2	0	1	1	0	1	5	
#3 PITTSBURGH	01/28/09		17	0-1	.000	0-0	.000	0-2	.000	4	3	7	3.4	3	0	0	0	0	0	0	
CINCINNATI	02/01/09	*	21	2-4	.500	0-1	.000	0-0	.000	2	1	3	3.4	0	0	0	1	1	0	4	
at Providence	02/04/09	*	15	0-3	.000	0-0	.000	3-6	.500	3	1	4	3.5	3	0	1	0	0	0	3	
SYRACUSE	02/07/09	*	27	6-9	.667	0-2	.000	2-4	.500	7	3	10	3.8	3	0	3	1	2	0	14	
MARQUETTE	02/10/09	*	26	6-6	1.000	3-3	1.000	1-2	.500	3	4	7	3.9	2	0	3	1	1	0	16	
at West Virginia	2/13/09	*	29	2-5	.400	1-1	1.000	2-4	.500	1	4	5	4.0	2	0	0	1	0	0	7	
RUTGERS	02/19/09	*	23	3-5	.600	0-1	.000	0-2	.000	1	1	2	3.9	1	0	1	0	0	0	6	
at Syracuse	2/22/09	*	31	6-8	.750	0-0	.000	3-4	.750	5	3	8	4.0	3	0	2	2	0	0	15	
Totals			7	491	52-98	.531	10-28	.357	23-43	.535	47	54	101	4.0	57	1	26	22	7	9	137

Games played: 25
Minutes/game: 19.6
Points/game: 5.5
FG Pct: 53.1
3FG Pct: 35.7
FT Pct: 53.5

Rebounds/game: 4.0
Assists/game: 1.0
Turnovers/game: 0.9
Assist/turnover ratio: 1.2
Steals/game: 0.4
Blocks/game: 0.3

THE STAT CREW SYSTEM
Villanova Individual Game-by-Game (as of Feb 22, 2009)
All games

#22 ANDERSON, Dwayne

Opponent	Date	gs	min	Total		3-Pointers		Free throws		Rebounds				pf	a	t/o	blk	stl	pts	avg	
				fg-fga	pct	3fg-fga	pct	ft-fta	pct	off	def	tot	avg								
at Penn	12/02/08		7	1-1	1.000	1-1	1.000	0-0	.000	0	1	1	1.0	0	0	0	1	0	0	3	
vs Texas	12/9/08		20	1-4	.250	0-1	.000	2-2	1.000	5	4	9	5.0	3	0	0	2	0	2	4	
SAINT JOSEPH'S	12/11/08	*	31	3-5	.600	1-3	.333	3-3	1.000	1	0	1	3.7	3	0	1	0	1	2	10	
at La Salle	12/14/08	*	21	1-4	.250	0-2	.000	0-0	.000	2	2	4	3.8	2	0	1	1	0	1	2	
NAVY	12/22/08	*	17	2-4	.500	0-2	.000	0-0	.000	3	1	4	3.8	3	0	1	1	1	2	4	
TEMPLE	12/29/08	*	13	1-2	.500	1-2	.500	0-0	.000	0	0	0	3.2	1	0	0	1	0	0	3	
at Marquette	01/01/09		22	2-4	.500	0-2	.000	0-0	.000	2	3	5	3.4	4	0	2	0	0	0	4	
at Seton Hall	01/06/09	*	36	4-9	.444	1-3	.333	0-0	.000	7	8	15	4.9	4	0	1	2	2	0	9	
#23 LOUISVILLE	01/10/09	*	21	0-3	.000	0-2	.000	0-1	.000	0	4	4	4.8	3	0	1	0	1	0	0	
ST. JOHN'S	01/18/09	*	29	5-9	.556	1-3	.333	3-3	1.000	1	3	4	4.7	3	0	2	3	1	3	14	
at #3 Connecticut	01/21/09	*	31	5-9	.556	1-3	.333	4-4	1.000	3	5	8	5.0	3	0	3	1	0	3	15	
at USF	01/24/09	*	37	2-5	.400	1-3	.333	2-3	.667	4	7	11	5.5	2	0	3	1	1	0	7	
#3 PITTSBURGH	01/28/09	*	35	2-7	.286	2-4	.500	1-2	.500	0	4	4	5.4	0	0	2	2	0	2	7	
CINCINNATI	02/01/09	*	31	3-7	.429	2-4	.500	1-2	.500	2	6	8	5.6	4	0	3	1	2	1	9	
at Providence	02/04/09	*	35	5-11	.455	3-4	.750	6-6	1.000	3	7	10	5.9	2	0	2	3	0	5	19	
SYRACUSE	02/07/09	*	26	3-6	.500	1-2	.500	0-0	.000	1	4	5	5.8	4	0	3	2	1	3	7	
MARQUETTE	02/10/09	*	13	4-6	.667	1-2	.500	1-2	.500	2	1	3	5.6	2	0	1	0	0	0	10	
at West Virginia	2/13/09	*	19	2-5	.400	0-3	.000	2-2	1.000	2	4	6	5.7	2	0	0	1	0	2	6	
RUTGERS	02/19/09	*	31	3-11	.273	0-4	.000	2-2	1.000	4	2	6	5.7	0	0	0	1	0	1	8	
at Syracuse	2/22/09	*	36	8-14	.571	4-6	.667	2-3	.667	3	2	5	5.7	3	0	2	3	0	1	22	
Totals			17	511	57-126	.452	20-56	.357	29-35	.829	45	68	113	5.7	48	0	28	26	10	28	163

Games played: 20
Minutes/game: 25.6
Points/game: 8.2
FG Pct: 45.2
3FG Pct: 35.7
FT Pct: 82.9

Rebounds/game: 5.7
Assists/game: 1.4
Turnovers/game: 1.3
Assist/turnover ratio: 1.1
Steals/game: 1.4
Blocks/game: 0.5

THE STAT CREW SYSTEM
 Villanova Individual Game-by-Game (as of Feb 22, 2009)
 All games

#23 WOOTEN, Russell

Opponent	Date	gs	min	Total		3-Pointers		Free throws		Rebounds				pf	a	t/o	blk	stl	pts	avg
				fg-fga	pct	3fg-fga	pct	ft-fta	pct	off	def	tot	avg							
ALBANY	11/14/08		1	0-0	.000	0-0	.000	0-0	.000	1	0	1	1.0	1	0	0	0	0	0	0
FORDHAM	11/17/08		5	0-0	.000	0-0	.000	0-0	.000	1	0	1	1.0	1	0	0	0	0	0	0
NIAGARA	11/19/08		1	0-0	.000	0-0	.000	0-0	.000	0	0	0	0.7	0	0	0	0	0	0	0
MONMOUTH	11/25/08		3	0-0	.000	0-0	.000	0-0	.000	0	0	0	0.5	1	0	0	0	0	0	0
vs Towson	11/28/08		1	0-0	.000	0-0	.000	0-0	.000	0	0	0	0.4	0	0	0	0	0	0	0
at Penn	12/02/08		1	0-0	.000	0-0	.000	0-0	.000	0	0	0	0.3	0	0	0	0	0	0	0
HOUSTON BAPTIST	12/04/08		3	0-0	.000	0-0	.000	0-0	.000	0	0	0	0.3	0	0	0	0	0	0	0
ST. JOHN'S	01/18/09		1	0-0	.000	0-0	.000	0-0	.000	0	0	0	0.3	0	0	0	0	0	0	0
CINCINNATI	02/01/09		1	0-0	.000	0-0	.000	0-0	.000	0	0	0	0.2	0	0	0	0	0	0	0
SYRACUSE	02/07/09		0	0-0	.000	0-0	.000	0-0	.000	0	0	0	0.2	0	0	0	0	0	0	0
RUTGERS	02/19/09		1	0-0	.000	0-0	.000	0-0	.000	0	0	0	0.2	0	0	0	0	0	0	0
Totals		0	18	0-0	.000	0-0	.000	0-0	.000	2	0	2	0.2	3	0	0	0	0	0	0

Games played: 11
 Minutes/game: 1.6

Rebounds/game: 0.2

THE STAT CREW SYSTEM
Villanova Individual Game-by-Game (as of Feb 22, 2009)
All games

#24 STOKES, Corey

Opponent	Date	gs	min	Total		3-Pointers		Free throws		Rebounds				pf	a	t/o	blk	stl	pts	avg	
				fg-fga	pct	3fg-fga	pct	ft-fa	pct	off	def	tot	avg								
ALBANY	11/14/08	*	26	4-6	.667	3-4	.750	2-2	1.000	0	0	0	0.0	3	0	0	1	0	0	13	
FORDHAM	11/17/08	*	31	4-6	.667	3-3	1.000	6-6	1.000	1	7	8	4.0	2	0	2	1	0	1	17	
NIAGARA	11/19/08		27	2-4	.500	2-4	.500	2-4	.500	0	3	3	3.7	2	0	0	0	0	1	8	
MONMOUTH	11/25/08	*	28	6-13	.462	5-11	.455	1-2	.500	0	7	7	4.5	0	0	3	2	0	1	18	
vs Towson	11/28/08	*	30	3-12	.250	2-10	.200	0-0	.000	1	3	4	4.4	3	0	3	0	0	2	8	
vs Rhode Island	11/29/08	*	23	1-5	.200	0-2	.000	1-1	1.000	0	0	0	3.7	4	0	0	2	0	0	3	
at Penn	12/02/08	*	25	5-8	.625	4-6	.667	0-0	.000	2	3	5	3.9	1	0	1	1	1	1	14	
HOUSTON BAPTIST	12/04/08	*	27	7-11	.636	6-9	.667	2-2	1.000	0	3	3	3.8	2	0	1	2	0	0	22	
vs Texas	12/9/08	*	30	4-9	.444	2-7	.286	1-2	.500	1	2	3	3.7	3	0	0	2	0	2	11	
SAINT JOSEPH'S	12/11/08	*	21	1-3	.333	1-2	.500	0-0	.000	0	2	2	3.5	0	0	1	0	0	0	3	
at La Salle	12/14/08	*	29	6-10	.600	4-7	.571	2-2	1.000	0	3	3	3.5	3	0	1	0	0	1	18	
NAVY	12/22/08	*	20	3-12	.250	1-5	.200	4-5	.800	2	3	5	3.6	1	0	0	0	1	2	11	
TEMPLE	12/29/08	*	26	1-7	.143	0-3	.000	0-0	.000	0	4	4	3.6	2	0	0	1	0	1	2	
at Marquette	01/01/09	*	24	3-8	.375	2-5	.400	2-2	1.000	0	1	1	3.4	2	0	2	2	2	0	10	
at Seton Hall	01/06/09		7	0-2	.000	0-1	.000	0-0	.000	0	1	1	3.3	1	0	0	0	0	0	0	
#23 LOUISVILLE	01/10/09		21	2-6	.333	1-2	.500	0-0	.000	2	2	4	3.3	2	0	2	0	0	1	5	
ST. JOHN'S	01/18/09		28	2-6	.333	2-4	.500	0-0	.000	0	3	3	3.3	2	0	2	1	0	0	6	
at #3 Connecticut	01/21/09		25	3-6	.500	3-6	.500	3-3	1.000	0	2	2	3.2	2	0	0	2	0	0	12	
at USF	01/24/09		19	2-4	.500	2-4	.500	4-4	1.000	2	1	3	3.2	1	0	1	1	0	2	10	
#3 PITTSBURGH	01/28/09		24	2-4	.500	1-3	.333	1-2	.500	0	2	2	3.2	1	0	2	2	0	1	6	
CINCINNATI	02/01/09		21	3-6	.500	0-2	.000	3-4	.750	1	3	4	3.2	1	0	0	1	1	0	9	
at Providence	02/04/09		17	1-7	.143	1-6	.167	0-0	.000	0	3	3	3.2	3	0	0	0	0	1	3	
SYRACUSE	02/07/09		27	3-9	.333	3-8	.375	7-8	.875	1	7	8	3.4	4	0	3	3	0	0	16	
MARQUETTE	02/10/09		21	2-5	.400	0-0	.000	2-2	1.000	0	4	4	3.4	2	0	5	0	0	0	6	
at West Virginia	2/13/09		29	5-10	.500	3-6	.500	2-2	1.000	1	4	5	3.5	3	0	0	2	0	0	15	
RUTGERS	02/19/09		22	6-9	.667	5-7	.714	0-0	.000	0	5	5	3.5	2	0	1	1	0	2	17	
at Syracuse	2/22/09		13	1-4	.250	1-2	.500	0-0	.000	0	3	3	3.5	1	0	0	2	1	0	3	
Totals			13	641	82-192	.427	57-129	.442	45-53	.849	14	81	95	3.5	53	0	30	29	6	19	266

Games played: 27
Minutes/game: 23.7
Points/game: 9.9
FG Pct: 42.7
3FG Pct: 44.2
FT Pct: 84.9

Rebounds/game: 3.5
Assists/game: 1.1
Turnovers/game: 1.1
Assist/turnover ratio: 1.0
Steals/game: 0.7
Blocks/game: 0.2

THE STAT CREW SYSTEM
Villanova Individual Game-by-Game (as of Feb 22, 2009)
All games

#33 CUNNINGHAM, Dante

Opponent	Date	gs	min	Total		3-Pointers		Free throws		Rebounds				pf	a	t/o	blk	stl	pts	avg	
				fg-fga	pct	3fg-fga	pct	ft-fa	pct	off	def	tot	avg								
ALBANY	11/14/08	*	30	6-9	.667	0-0	.000	1-3	.333	3	3	6	6.0	2	0	3	2	0	1	13	
FORDHAM	11/17/08	*	29	11-17	.647	0-0	.000	9-12	.750	6	5	11	8.5	2	0	1	1	1	1	31	
NIAGARA	11/19/08	*	23	3-3	1.000	0-0	.000	5-6	.833	2	1	3	6.7	5	1	1	2	0	1	11	
MONMOUTH	11/25/08	*	30	9-17	.529	0-0	.000	1-1	1.000	6	1	7	6.8	1	0	0	1	0	1	19	
vs Towson	11/28/08	*	30	4-8	.500	0-0	.000	4-4	1.000	1	6	7	6.8	2	0	0	1	1	2	12	
vs Rhode Island	11/29/08	*	37	6-15	.400	0-0	.000	7-8	.875	2	10	12	7.7	2	0	1	0	3	1	19	
at Penn	12/02/08	*	33	8-15	.533	0-1	.000	4-4	1.000	4	7	11	8.1	1	0	2	2	3	1	20	
HOUSTON BAPTIST	12/04/08	*	30	6-9	.667	0-0	.000	1-3	.333	3	4	7	8.0	1	0	1	2	0	4	13	
vs Texas	12/9/08	*	38	9-14	.643	0-1	.000	5-7	.714	1	11	12	8.4	2	0	1	2	2	2	23	
SAINT JOSEPH'S	12/11/08	*	39	6-10	.600	0-0	.000	2-2	1.000	2	2	4	8.0	1	0	0	3	1	1	14	
at La Salle	12/14/08	*	24	4-8	.500	0-0	.000	1-4	.250	0	4	4	7.6	4	0	2	3	4	4	9	
NAVY	12/22/08	*	35	11-18	.611	0-0	.000	2-5	.400	3	7	10	7.8	3	0	0	1	0	2	24	
TEMPLE	12/29/08	*	34	6-15	.400	0-0	.000	0-0	.000	0	4	4	7.5	1	0	0	1	1	2	12	
at Marquette	01/01/09	*	35	6-11	.545	0-0	.000	4-4	1.000	4	4	8	7.6	5	1	1	1	1	2	16	
at Seton Hall	01/06/09	*	45	7-20	.350	0-0	.000	7-9	.778	6	7	13	7.9	1	0	1	3	1	1	21	
#23 LOUISVILLE	01/10/09	*	36	9-19	.474	0-0	.000	3-4	.750	0	5	5	7.8	3	0	0	2	1	2	21	
ST. JOHN'S	01/18/09	*	31	7-10	.700	0-0	.000	3-5	.600	1	0	1	7.4	1	0	2	2	2	1	17	
at #3 Connecticut	01/21/09	*	14	2-5	.400	0-0	.000	2-2	1.000	2	1	3	7.1	5	1	0	0	3	2	6	
at USF	01/24/09	*	19	6-12	.500	0-0	.000	2-3	.667	1	7	8	7.2	4	0	1	2	2	1	14	
#3 PITTSBURGH	01/28/09	*	34	6-10	.600	0-0	.000	3-6	.500	1	4	5	7.1	0	0	2	0	2	1	15	
CINCINNATI	02/01/09	*	35	8-11	.727	0-0	.000	5-6	.833	4	4	8	7.1	0	0	1	6	3	2	21	
at Providence	02/04/09	*	34	5-5	1.000	0-0	.000	2-5	.400	4	7	11	7.3	4	0	2	1	0	0	12	
SYRACUSE	02/07/09	*	35	12-15	.800	0-0	.000	7-12	.583	0	9	9	7.3	2	0	3	7	1	2	31	
MARQUETTE	02/10/09	*	33	7-12	.583	0-0	.000	1-2	.500	1	3	4	7.2	4	0	2	3	1	1	15	
at West Virginia	2/13/09	*	25	3-6	.500	0-0	.000	1-5	.200	3	3	6	7.2	3	0	1	4	0	1	7	
RUTGERS	02/19/09	*	31	5-17	.294	0-0	.000	2-3	.667	3	3	6	7.1	4	0	1	1	1	0	12	
at Syracuse	2/22/09	*	34	5-14	.357	0-0	.000	2-3	.667	4	8	12	7.3	4	0	6	2	0	0	12	
Totals			27	853	177-325	.545	0-2	.000	86-128	.672	67	130	197	7.3	67	3	35	55	34	39	440

Games played: 27
Minutes/game: 31.6
Points/game: 16.3
FG Pct: 54.5
3FG Pct: 0.0
FT Pct: 67.2

Rebounds/game: 7.3
Assists/game: 1.3
Turnovers/game: 2.0
Assist/turnover ratio: 0.6
Steals/game: 1.4
Blocks/game: 1.3

THE STAT CREW SYSTEM
Villanova Individual Game-by-Game (as of Feb 22, 2009)
All games

#42 TCHUISI, Frank

Opponent	Date	gs	min	Total		3-Pointers		Free throws		Rebounds				pf	a	t/o	blk	stl	pts	avg
				fg-fga	pct	3fg-fga	pct	ft-fa	pct	off	def	tot	avg							
ALBANY	11/14/08		11	1-4	.250	0-0	.000	0-1	.000	0	3	3	3.0	2	0	0	2	0	0	2
FORDHAM	11/17/08		14	2-3	.667	0-0	.000	0-2	.000	0	1	1	2.0	2	0	0	0	0	0	4
NIAGARA	11/19/08		5	0-1	.000	0-0	.000	0-0	.000	0	1	1	1.7	1	0	0	1	0	0	0
MONMOUTH	11/25/08		8	0-2	.000	0-0	.000	2-2	1.000	0	0	0	1.3	1	0	0	0	0	0	2
vs Towson	11/28/08		8	1-2	.500	0-0	.000	1-2	.500	3	2	5	2.0	1	0	0	0	0	0	3
vs Rhode Island	11/29/08		2	0-0	.000	0-0	.000	0-0	.000	0	0	0	1.7	0	0	0	0	0	0	0
at Penn	12/02/08		4	0-1	.000	0-0	.000	0-0	.000	1	1	2	1.7	1	0	0	1	0	0	0
HOUSTON BAPTIST	12/04/08		6	0-0	.000	0-0	.000	1-2	.500	0	1	1	1.6	2	0	1	0	0	0	1
at La Salle	12/14/08		1	0-0	.000	0-0	.000	2-2	1.000	0	0	0	1.4	0	0	0	0	0	0	2
ST. JOHN'S	01/18/09		4	0-0	.000	0-0	.000	0-0	.000	0	0	0	1.3	1	0	0	0	1	0	0
at #3 Connecticut	01/21/09		5	1-1	1.000	0-0	.000	0-0	.000	0	1	1	1.3	0	0	0	0	0	0	2
at USF	01/24/09		0	0-0	.000	0-0	.000	0-0	.000	0	0	0	1.2	0	0	0	0	0	0	0
CINCINNATI	02/01/09		1	0-0	.000	0-0	.000	0-0	.000	0	0	0	1.1	0	0	0	0	0	0	0
at Providence	02/04/09		1	0-0	.000	0-0	.000	0-0	.000	0	0	0	1.0	0	0	0	0	0	0	0
SYRACUSE	02/07/09		1	0-0	.000	0-0	.000	0-0	.000	0	0	0	0.9	0	0	0	0	0	0	0
MARQUETTE	02/10/09		1	0-0	.000	0-0	.000	0-0	.000	0	0	0	0.9	0	0	0	0	0	0	0
at West Virginia	2/13/09		1	0-0	.000	0-0	.000	0-0	.000	0	0	0	0.8	0	0	0	0	0	0	0
RUTGERS	02/19/09 *		2	0-0	.000	0-0	.000	0-0	.000	0	0	0	0.8	2	0	0	0	0	0	0
at Syracuse	2/22/09		0	0-0	.000	0-0	.000	0-0	.000	0	0	0	0.7	0	0	0	0	0	0	0
Totals		1	75	5-14	.357	0-0	.000	6-11	.545	4	10	14	0.7	13	0	1	4	1	0	16

Games played: 19
Minutes/game: 3.9
Points/game: 0.8
FG Pct: 35.7
FT Pct: 54.5

Rebounds/game: 0.7
Assists/game: 0.1
Turnovers/game: 0.2
Assist/turnover ratio: 0.3
Blocks/game: 0.1

(Feb 22, 2009)
Individual Career History

ANDERSON, Dwayne

Season	gp-gs	min/avg	Total		3-Point		F-Throws		Rebounds				Scoring							
			fg-fga	pct	fg-fga	pct	ft-fta	pct	off	def	tot	avg	pf	fo	ast	to	blk	stl	pts	avg
2005-06	14-0	55/3.9	7-17	.412	5-11	.455	2-4	.500	5	6	11	0.8	3	0	1	3	0	2	21	1.5
2006-07	23-0	211/9.2	24-67	.358	13-49	.265	20-22	.909	13	31	44	1.9	16	0	10	12	0	11	81	3.5
2007-08	30-14	631/21.0	73-145	.503	21-66	.318	27-43	.628	54	89	143	4.8	70	3	27	29	12	44	194	6.5
2008-09	20-17	511/25.6	57-126	.452	20-56	.357	29-35	.829	45	68	113	5.7	48	0	28	26	10	28	163	8.2
TOTAL	87-31	1408/16.2	161-355	.454	59-182	.324	78-104	.750	117	194	311	3.6	137	3	66	70	22	85	459	5.3

CLARK, Shane

Season	gp-gs	min/avg	Total		3-Point		F-Throws		Rebounds				Scoring							
			fg-fga	pct	fg-fga	pct	ft-fta	pct	off	def	tot	avg	pf	fo	ast	to	blk	stl	pts	avg
2005-06	25-0	286/11.4	18-44	.409	1-2	.500	17-29	.586	22	28	50	2.0	42	1	7	8	9	8	54	2.2
2006-07	33-10	793/24.0	83-193	.430	38-100	.380	39-54	.722	47	85	132	4.0	93	6	31	47	12	27	243	7.4
2007-08	32-17	713/22.3	79-180	.439	16-56	.286	53-63	.841	56	83	139	4.3	74	3	35	34	15	21	227	7.1
2008-09	25-7	491/19.6	52-98	.531	10-28	.357	23-43	.535	47	54	101	4.0	57	1	26	22	7	9	137	5.5
TOTAL	115-34	2283/19.9	232-515	.450	65-186	.349	132-189	.698	172	250	422	3.7	266	11	99	111	43	65	661	5.7

COLEND, Jason

Season	gp-gs	min/avg	Total		3-Point		F-Throws		Rebounds				Scoring							
			fg-fga	pct	fg-fga	pct	ft-fta	pct	off	def	tot	avg	pf	fo	ast	to	blk	stl	pts	avg
2007-08	6-0	7/1.2	0-0	.000	0-0	.000	0-0	.000	0	1	1	0.2	2	0	1	1	0	0	0	0.0
2008-09	17-0	25/1.5	0-1	.000	0-0	.000	0-0	.000	0	3	3	0.2	0	0	1	1	0	0	0	0.0
TOTAL	23-0	32/1.4	0-1	.000	0-0	.000	0-0	.000	0	4	4	0.2	2	0	2	2	0	0	0	0.0

CUNNINGHAM, Dante

Season	gp-gs	min/avg	Total		3-Point		F-Throws		Rebounds				Scoring							
			fg-fga	pct	fg-fga	pct	ft-fta	pct	off	def	tot	avg	pf	fo	ast	to	blk	stl	pts	avg
2005-06	33-4	629/19.1	29-62	.468	0-0	.000	13-33	.394	59	73	132	4.0	78	2	25	26	19	27	71	2.2
2006-07	33-27	902/27.3	99-193	.513	1-1	1.000	88-113	.779	86	91	177	5.4	96	5	24	56	20	42	287	8.7
2007-08	35-35	1050/30.0	142-261	.544	0-0	.000	80-116	.690	100	126	226	6.5	107	7	37	80	31	46	364	10.4
2008-09	27-27	853/31.6	177-325	.545	0-2	.000	86-128	.672	67	130	197	7.3	67	3	35	55	34	39	440	16.3
TOTAL	128-93	3434/26.8	447-841	.532	1-3	.333	267-390	.685	312	420	732	5.7	348	17	121	217	104	154	1162	9.1

FISHER, Corey

Season	gp-gs	min/avg	Total		3-Point		F-Throws		Rebounds				Scoring							
			fg-fga	pct	fg-fga	pct	ft-fta	pct	off	def	tot	avg	pf	fo	ast	to	blk	stl	pts	avg
2007-08	34-21	744/21.9	104-294	.354	41-124	.331	59-79	.747	11	49	60	1.8	61	1	92	68	0	36	308	9.1
2008-09	27-12	662/24.5	98-207	.473	21-61	.344	86-114	.754	15	44	59	2.2	66	2	74	53	0	34	303	11.2
TOTAL	61-33	1406/23.0	202-501	.403	62-185	.335	145-193	.751	26	93	119	2.0	127	3	166	121	0	70	611	10.0

PENA, Antonio

Season	gp-gs	min/avg	Total		3-Point		F-Throws		Rebounds				Scoring							
			fg-fga	pct	fg-fga	pct	ft-fta	pct	off	def	tot	avg	pf	fo	ast	to	blk	stl	pts	avg
2007-08	35-19	678/19.4	86-183	.470	2-6	.333	67-96	.698	52	97	149	4.3	84	2	34	63	11	19	241	6.9
2008-09	27-20	564/20.9	57-117	.487	0-1	.000	52-78	.667	45	88	133	4.9	67	4	35	40	15	9	166	6.1
TOTAL	62-39	1242/20.0	143-300	.477	2-7	.286	119-174	.684	97	185	282	4.5	151	6	69	103	26	28	407	6.6

REDDING, Reggie

Season	gp-gs	min/avg	Total		3-Point		F-Throws		Rebounds				Scoring							
			fg-fga	pct	fg-fga	pct	ft-fta	pct	off	def	tot	avg	pf	fo	ast	to	blk	stl	pts	avg
2006-07	28-3	443/15.8	28-88	.318	7-40	.175	16-25	.640	21	45	66	2.4	43	0	27	25	5	23	79	2.8
2007-08	35-18	722/20.6	55-140	.393	9-36	.250	43-68	.632	24	66	90	2.6	85	2	59	32	12	39	162	4.6
2008-09	27-11	725/26.9	64-156	.410	13-50	.260	45-62	.726	43	87	130	4.8	74	2	73	49	7	31	186	6.9
TOTAL	90-32	1890/21.0	147-384	.383	29-126	.230	104-155	.671	88	198	286	3.2	202	4	159	106	24	93	427	4.7

Villanova University Men's Basketball
Clutch Free Throw Shooting

NAME	LAST 5 MINUTES			LAST 2 MINUTES AND OT			SEASON			CAREER		
	FT	FTA	FT%	FT	FTA	FT%	FT	FTA	FT%	FT	FTA	FT%
Anderson, Dwayne	9	11	0.818	8	9	0.889	29	35	0.829	78	104	0.750
Colenda, Jason	0	0	---	0	0	---	0	0	---	0	0	---
Clark, Shane	7	10	0.700	7	10	0.700	23	43	0.535	131	189	0.693
Cunningham, Dante	17	23	0.739	13	17	0.765	86	128	0.672	267	388	0.688
Drummond, Casiem	2	2	1.000	2	2	1.000	2	2	1.000	22	51	0.431
Fisher, Corey	14	23	0.609	11	18	0.611	86	114	0.754	145	193	0.751
Pena, Antonio	8	14	0.571	4	8	0.500	52	78	0.667	119	174	0.684
Redding, Reggie	21	27	0.778	15	16	0.938	45	62	0.726	104	155	0.671
Reynolds, Scottie	41	48	0.854	29	32	0.906	124	149	0.832	417	515	0.810
Stokes, Corey	14	17	0.824	6	8	0.750	45	53	0.849	82	95	0.863
Sutton, Maurice	0	0	---	0	0	---	0	0	---	0	0	---
Tchuisi, Frank	5	8	0.625	3	4	0.750	6	11	0.545	10	19	0.526
Wooten, Russell	0	0	---	0	0	---	0	0	---	0	0	---
TEAM TOTALS	138	183	0.754	98	124	0.790	498	675	0.738			

Villanova University Men's Basketball
Career Three-Point Shooting

OVERAL SEASON GAMES							
3-PTRS MADE	NUMBER	3-PTRS ATTEMPTED	NUMBER	3-POINT PCT.	NUMBER	3-PTRS PER GAME	NUMBER
					<i>Minimum 125 Made</i>		<i>Minimum 125 Made</i>
Gary Buchanan	337	Allan Ray	850	Gary Buchanan	.398 (337-846)	Gary Buchanan	2.76 (337 in 122 G)
Allan Ray	312	Gary Buchanan	846	Doug West	.394 (143-363)	Allan Ray	2.40 (312 in 130 G)
Kerry Kittles	278	Kerry Kittles	706	Kerry Kittles	.394 (278-706)	Kerry Kittles	2.28 (278 in 122 G)
Mike Nardi	251	Mike Nardi	664	Greg Woodard	.384 (188-489)	Scottie Reynolds	2.07 (197 in 95 G)
Eric Eberz	223	Randy Foye	647	Eric Eberz	.381 (223-586)	Mike Nardi	1.95 (251 in 129 G)
Randy Foye	213	Jermaine Medley	591	Mike Nardi	.378 (251-664)	Eric Eberz	1.86 (223 in 120 G)
Jermaine Medley	198	Eric Eberz	586	Scottie Reynolds	.373 (197-528)	Randy Foye	1.63 (213 in 131 G)
Scottie Reynolds	197	Scottie Reynolds	528	Chris Walker	.367 (188-512)	Jermaine Medley	1.61 (198 in 123 G)
Greg Woodard	188	Chris Walker	512	Allan Ray	.367 (312-850)	Chris Walker	1.53 (188 in 123 G)
Chris Walker	188	Greg Woodard	489	Brian Lynch	.353 (155-439)	Greg Woodard	1.47 (188 in 128 G)
BIG EAST GAMES							
3-PTRS MADE	NUMBER	3-PTRS ATTEMPTED	NUMBER	3-POINT PCT.	NUMBER	3-PTRS PER GAME	NUMBER
					<i>Minimum 75 Made</i>		<i>Minimum 75 Made</i>
Allan Ray	168	Gary Buchanan	448	Kerry Kittles	.410 (166-405)	Allan Ray	2.67 (168 in 63 G)
Gary Buchanan	167	Allan Ray	440	Greg Woodard	.400 (102-255)	Gary Buchanan	2.65 (167 in 63 G)
Kerry Kittles	166	Kerry Kittles	405	Eric Eberz	.387 (126-326)	Kerry Kittles	2.41 (166 in 69 G)
Mike Nardi	128	Mike Nardi	345	Allan Ray	.382 (168-440)	Scottie Reynolds	2.17 (104 in 48 G)
Eric Eberz	126	Eric Eberz	326	Alvin Williams	.377 (84-223)	Mike Nardi	2.06 (128 in 62 G)
Jermaine Medley	111	Jermaine Medley	317	Gary Buchanan	.373 (167-448)	Eric Eberz	1.85 (126 in 68 G)
Scottie Reynolds	104	Randy Foye	315	Mike Nardi	.371 (128-345)	Jermaine Medley	1.68 (111 in 66 G)
Randy Foye	104	Scottie Reynolds	287	Brian Lynch	.367 (90-245)	Randy Foye	1.63 (104 in 64 G)
Greg Woodard	102	Chris Walker	263	Chris Walker	.365 (96-263)	Greg Woodard	1.55 (102 in 66 G)
Chris Walker	96	John Celestand	256	Scottie Reynolds	.362 (104-287)	Chris Walker	1.48 (96 in 65 G)
NOTES							
The NCAA instituted the three-point shot for men's basketball before the start of the 1986-87 season.							
Villanova has made at least one three-pointer in 394 straight games since making none against Kentucky on February 9, 1997 (0-for-3) in a 93-56 loss.							
The Wildcats have made at least one three-pointer in 731 of 738 games (99.0 percent) since the advent of the three-point rule.							
In Big East games, Villanova has at least one three-pointer in 382 of 386 games (99.0 percent) since 1986-87.							
Villanova has made at least one three-pointer in 338 straight Big East games since going 0-for-5 in a 74-60 victory over St. John's on March 4, 1989.							
The Wildcats have an all-time team three-point shooting percentage of .357 (4545-12723).							
In Big East games, Villanova has an all-time team three-point shooting percentage of .354 (2404-6780).							

THE STAT CREW SYSTEM
Villanova Season Box Score (as of Feb 22, 2009)
All games

RECORD:	OVERALL	HOME	AWAY	NEUTRAL
ALL GAMES	22-5	14-1	6-3	2-1
CONFERENCE	10-4	6-1	4-3	0-0
NON-CONFERENCE	12-1	8-0	2-0	2-1

##	Player	gp-gs	min		Total		3-Point		F-Throw		Rebounds				Other				pts	avg		
			min	avg	fg-fga	pct	3fg-fga	pct	ft-fa	pct	off	def	tot	avg	pf	dq	a	to			blk	stl
33	CUNNINGHAM, Dant	27-27	853	31.6	177-325	.545	0-2	.000	86-128	.672	67	130	197	7.3	67	3	35	55	34	39	440	16.3
01	REYNOLDS, Scottie	27-27	841	31.1	117-295	.397	54-152	.355	124-149	.832	14	57	71	2.6	66	3	100	71	3	33	412	15.3
10	FISHER, Corey	27-12	662	24.5	98-207	.473	21-61	.344	86-114	.754	15	44	59	2.2	66	2	74	53	0	34	303	11.2
24	STOKES, Corey	27-13	641	23.7	82-192	.427	57-129	.442	45-53	.849	14	81	95	3.5	53	0	30	29	6	19	266	9.9
22	ANDERSON, Dwayne	20-17	511	25.6	57-126	.452	20-56	.357	29-35	.829	45	68	113	5.7	48	0	28	26	10	28	163	8.2
15	REDDING, Reggie	27-11	725	26.9	64-156	.410	13-50	.260	45-62	.726	43	87	130	4.8	74	2	73	49	7	31	186	6.9
00	PENA, Antonio	27-20	564	20.9	57-117	.487	0-1	.000	52-78	.667	45	88	133	4.9	67	4	35	40	15	9	166	6.1
20	CLARK, Shane	25-7	491	19.6	52-98	.531	10-28	.357	23-43	.535	47	54	101	4.0	57	1	26	22	7	9	137	5.5
05	DRUMMOND, Casiem	2-0	19	9.5	1-1	1.000	0-0	.000	2-2	1.000	1	4	5	2.5	5	0	0	1	1	0	4	2.0
42	TCHUISI, Frank	19-1	75	3.9	5-14	.357	0-0	.000	6-11	.545	4	10	14	0.7	13	0	1	4	1	0	16	0.8
04	COLENDIA, Jason	17-0	25	1.5	0-1	.000	0-0	.000	0-0	.000	0	3	3	0.2	0	0	1	1	0	0	0	0.0
23	WOOTEN, Russell	11-0	18	1.6	0-0	.000	0-0	.000	0-0	.000	2	0	2	0.2	3	0	0	0	0	0	0	0.0
Total.....		27	5425		710-1532	.463	175-479	.365	498-675	.738	332	683	1015	37.6	521	15	403	359	84	202	2093	77.5
Opponents.....		27	5426		605-1506	.402	204-609	.335	385-571	.674	301	585	886	32.8	557	-	365	412	87	165	1799	66.6

Score by Periods	1st	2nd	OT	Totals
Villanova	1023	1057	13	2093
Opponents	872	918	9	1799

THE STAT CREW SYSTEM
Villanova Team Game-by-Game (as of Feb 22, 2009)
All games

TEAM STATISTICS

Opponent	Date	Score	W	Total		3-Pointers		Free throws		Rebounds				pf	a	t/o	blk	stl	pts	avg
				fg-fga	pct	3fg-fga	pct	ft-fa	pct	off	def	tot	avg							
ALBANY	11/14/08	78-60	W	28-51	.549	6-15	.400	16-21	.762	8	25	33	33.0	19	18	14	2	8	78	78.0
FORDHAM	11/17/08	107-68	W	35-60	.583	7-14	.500	30-36	.833	12	33	45	39.0	23	23	9	2	6	107	92.5
NIAGARA	11/19/08	77-62	W	21-48	.438	7-18	.389	28-38	.737	10	24	34	37.3	23	11	15	0	10	77	87.3
MONMOUTH	11/25/08	71-48	W	26-59	.441	8-20	.400	11-13	.846	14	27	41	38.2	16	16	12	1	9	71	83.2
vs Towson	11/28/08	64-47	W	23-53	.434	7-24	.292	11-19	.579	15	28	43	39.2	13	17	14	3	8	64	79.4
vs Rhode Island	11/29/08	78-65	W	25-62	.403	2-15	.133	26-31	.839	18	22	40	39.3	21	11	9	4	6	78	79.2
at Penn	12/02/08	69-47	W	24-59	.407	7-18	.389	14-17	.824	19	28	47	40.4	16	15	15	5	6	69	77.7
HOUSTON BAPTIST	12/04/08	93-57	W	31-55	.564	12-25	.480	19-22	.864	8	23	31	39.2	14	17	10	1	10	93	79.6
vs Texas	12/9/08	58-67	L	19-50	.380	4-18	.222	16-25	.640	11	25	36	38.9	23	13	19	2	10	58	77.2
SAINT JOSEPH'S	12/11/08	59-56	W	20-48	.417	5-14	.357	14-16	.875	7	20	27	37.7	12	11	9	2	5	59	75.4
at La Salle	12/14/08	70-59	W	27-57	.474	8-16	.500	8-14	.571	6	25	31	37.1	18	20	8	6	7	70	74.9
NAVY	12/22/08	78-68	W	27-66	.409	5-21	.238	19-27	.704	17	26	43	37.6	19	16	9	5	9	78	75.2
TEMPLE	12/29/08	62-45	W	20-50	.400	8-17	.471	14-17	.824	7	29	36	37.5	15	9	10	2	7	62	74.2
at Marquette	01/01/09	72-79	L	24-58	.414	6-20	.300	18-21	.857	11	19	30	36.9	28	11	16	3	9	72	74.0
at Seton Hall	01/06/09	89-85	Wot	29-71	.408	7-18	.389	24-30	.800	20	29	49	37.7	15	16	12	4	4	89	75.0
#23 LOUISVILLE	01/10/09	60-61	L	20-53	.377	2-8	.250	18-29	.621	11	28	39	37.8	18	12	14	4	7	60	74.1
ST. JOHN'S	01/18/09	76-57	W	30-51	.588	5-12	.417	11-18	.611	8	21	29	37.3	22	18	16	5	10	76	74.2
at #3 Connecticut	01/21/09	83-89	L	29-64	.453	7-18	.389	18-22	.818	13	19	32	37.0	26	13	14	6	10	83	74.7
at USF	01/24/09	70-61	W	22-50	.440	5-16	.313	21-34	.618	14	30	44	37.4	23	15	16	5	6	70	74.4
#3 PITTSBURGH	01/28/09	67-57	W	21-47	.447	6-15	.400	19-28	.679	8	24	32	37.1	14	14	13	3	8	67	74.1
CINCINNATI	02/01/09	71-50	W	25-49	.510	2-12	.167	19-24	.792	11	25	36	37.0	16	10	15	7	6	71	73.9
at Providence	02/04/09	94-91	W	30-68	.441	9-28	.321	25-33	.758	20	30	50	37.6	24	11	19	1	9	94	74.8
SYRACUSE	02/07/09	102-85	W	36-66	.545	7-21	.333	23-32	.719	16	30	46	38.0	29	23	17	4	9	102	76.0
MARQUETTE	02/10/09	102-84	W	37-63	.587	13-24	.542	15-26	.577	9	28	37	38.0	19	23	11	4	3	102	77.1
at West Virginia	2/13/09	72-93	L	22-52	.423	5-18	.278	23-32	.719	11	20	31	37.7	24	5	16	0	4	72	76.9
RUTGERS	02/19/09	82-72	W	27-61	.443	8-19	.421	20-24	.833	14	19	33	37.5	14	14	11	2	7	82	77.1
at Syracuse	2/22/09	89-86	W	32-61	.525	7-15	.467	18-26	.692	14	26	40	37.6	17	21	16	1	9	89	77.5
Villanova		2093		710-1532	.463	175-479	.365	498-675	.738	332	683	1015	37.6	521	403	359	84	202	2093	77.5
Opponents		1799		605-1506	.402	204-609	.335	385-571	.674	301	585	886	32.8	557	365	412	87	165	1799	66.6

Games played: 27
Points/game: 77.5
FG Pct: 46.3
3FG Pct: 36.5
FT Pct: 73.8

Rebounds/game: 37.6
Assists/game: 14.9
Turnovers/game: 13.3
Assist/turnover ratio: 1.1
Steals/game: 7.5
Blocks/game: 3.1

THE STAT CREW SYSTEM
Villanova Team Game-by-Game Comparison (as of Feb 22, 2009)
All games

Opponent	1st	2nd	Score	Mar	Total FG	FG Pct	3-Pointers	3FG Pct	Free Throws	FT Pct	Rebounds	Assist	T/Over	Block	Steal	Fouls
ALBANY	40/24	38/36	78-60	+18	28-51/22-51	.549/.431	6-15/7-20	.400/.350	16-21/9-18	.762/.500	33/30 +3	18/12	14/20	2/3	8/8	19/20
FORDHAM	56/38	51/30	107-68	+39	35-60/23-65	.583/.354	7-14/8-26	.500/.308	30-36/14-18	.833/.778	45/28 +17	23/12	9/11	2/2	6/1	23/25
NIAGARA	36/30	41/32	77-62	+15	21-48/20-52	.438/.385	7-18/6-21	.389/.286	28-38/16-25	.737/.640	34/32 +2	11/10	15/19	0/1	10/11	23/27
MONMOUTH	45/13	26/35	71-48	+23	26-59/15-44	.441/.341	8-20/7-23	.400/.304	11-13/11-13	.846/.846	41/23 +18	16/10	12/15	1/3	9/7	16/14
Towson	33/28	31/19	64-47	+17	23-53/18-55	.434/.327	7-24/5-27	.292/.185	11-19/6-14	.579/.429	43/35 +8	17/12	14/13	3/4	8/6	13/17
Rhode Island	40/33	38/32	78-65	+13	25-62/22-53	.403/.415	2-15/3-13	.133/.231	26-31/18-27	.839/.667	40/34 +6	11/10	9/14	4/3	6/2	21/25
Penn	36/24	33/23	69-47	+22	24-59/16-49	.407/.327	7-18/3-16	.389/.188	14-17/12-18	.824/.667	47/24 +23	15/12	15/13	5/1	6/8	16/16
HOUSTON BAPTIST	48/22	45/35	93-57	+36	31-55/18-44	.564/.409	12-25/11-24	.480/.458	19-22/10-18	.864/.556	31/23 +8	17/11	10/21	1/2	10/4	14/20
Texas	26/32	32/35	58-67	(9)	19-50/25-60	.380/.417	4-18/6-15	.222/.400	16-25/11-24	.640/.458	36/39 (3)	13/16	19/13	2/7	10/5	23/23
SAINT JOSEPH'S	26/35	33/21	59-56	+3	20-48/21-45	.417/.467	5-14/8-17	.357/.471	14-16/6-9	.875/.667	27/27 -	11/15	9/13	2/3	5/4	12/13
La Salle	36/26	34/33	70-59	+11	27-57/21-56	.474/.375	8-16/4-14	.500/.286	8-14/13-20	.571/.650	31/40 (9)	20/9	8/15	6/5	7/5	18/13
NAVY	37/28	41/40	78-68	+10	27-66/20-54	.409/.370	5-21/14-28	.238/.500	19-27/14-18	.704/.778	43/34 +9	16/13	9/18	5/1	9/5	19/22
TEMPLE	22/25	40/20	62-45	+17	20-50/15-48	.400/.313	8-17/4-14	.471/.286	14-17/11-14	.824/.786	36/29 +7	9/11	10/13	2/2	7/4	15/17
Marquette	32/36	40/43	72-79	(7)	24-58/23-50	.414/.460	6-20/10-24	.300/.417	18-21/23-31	.857/.742	30/32 (2)	11/15	16/19	3/1	9/4	28/18
Seton Hall	35/37	41/39	89-85	+4	29-71/32-81	.408/.395	7-18/8-27	.389/.296	24-30/13-14	.800/.929	49/43 +6	16/13	12/9	4/2	4/8	15/23
#23 LOUISVILLE	26/34	34/27	60-61	(1)	20-53/24-62	.377/.387	2-8/3-25	.250/.120	18-29/10-17	.621/.588	39/40 (1)	12/15	14/14	4/5	7/7	18/23
ST. JOHN'S	44/27	32/30	76-57	+19	30-51/17-44	.588/.386	5-12/6-16	.417/.375	11-18/17-22	.611/.773	29/26 +3	18/11	16/19	5/3	10/9	22/19
#3 Connecticut	48/48	35/41	83-89	(6)	29-64/27-57	.453/.474	7-18/4-12	.389/.333	18-22/31-39	.818/.795	32/37 (5)	13/12	14/14	6/8	10/7	26/17
USF	32/32	38/29	70-61	+9	22-50/19-54	.440/.352	5-16/7-22	.313/.318	21-34/16-29	.618/.552	44/34 +10	15/13	16/12	5/1	6/4	23/25
#3 PITTSBURGH	26/31	41/26	67-57	+10	21-47/22-54	.447/.407	6-15/3-16	.400/.188	19-28/10-17	.679/.588	32/38 (6)	14/15	13/17	3/6	8/10	14/24
CINCINNATI	30/29	41/21	71-50	+21	25-49/17-59	.510/.288	2-12/8-31	.167/.258	19-24/8-11	.792/.727	36/33 +3	10/11	15/18	7/3	6/5	16/21
Providence	49/34	45/57	94-91	+3	30-68/27-69	.441/.391	9-28/17-40	.321/.425	25-33/20-30	.758/.667	50/38 +12	11/13	19/18	1/3	9/11	24/26
SYRACUSE	53/38	49/47	102-85	+17	36-66/24-63	.545/.381	7-21/10-29	.333/.345	23-32/27-42	.719/.643	46/37 +9	23/16	17/16	4/1	9/7	29/24
MARQUETTE	50/45	52/39	102-84	+18	37-63/29-57	.587/.509	13-24/11-23	.542/.478	15-26/15-27	.577/.556	37/29 +8	23/21	11/12	4/3	3/6	19/25
West Virginia	34/52	38/41	72-93	(21)	22-52/31-62	.423/.500	5-18/9-25	.278/.360	23-32/22-28	.719/.786	31/37 (6)	5/19	16/11	0/6	4/4	24/20
RUTGERS	37/31	45/41	82-72	+10	27-61/25-48	.443/.521	8-19/10-22	.421/.455	20-24/12-14	.833/.857	33/28 +5	14/15	11/20	2/2	7/7	14/19
Syracuse	46/40	43/46	89-86	+3	32-61/32-70	.525/.457	7-15/12-39	.467/.308	18-26/10-14	.692/.714	40/36 +4	21/23	16/15	1/6	9/6	17/21

Note: Game totals are displayed in the format TEAM/OPPONENT for each category

THE STAT CREW SYSTEM
Villanova Game-by-Game Points-Rebounds-Assists (as of Feb 22, 2009)
All games

Opponent	Date	Score		00	01	04	05	10	15	20
				PENA,ANTON	REYNOLDS,S	COLEND,A,JA	DRUMMOND,C	FISHER,COR	REDDING,RE	CLARK,SHAN
ALBANY	11/14/08	78-60	w	12-5-2	13-1-6	0-0-0	4-5-0	10-2-5	11-4-2	DNP
FORDHAM	11/17/08	107-68	w	10-6-3	11-4-7	0-1-1	DNP	17-2-4	9-4-4	8-1-1
NIAGARA	11/19/08	77-62	w	8-7-0	19-4-2	0-0-0	0-0-0	15-6-5	14-4-3	2-1-0
MONMOUTH	11/25/08	71-48	w	4-6-2	9-6-4	0-0-0	DNP	4-0-4	5-6-2	10-2-1
vs Towson	11/28/08	64-47	w	12-7-2	14-6-6	0-0-0	DNP	11-2-1	2-6-3	2-2-2
vs Rhode Island	11/29/08	78-65	w	10-6-1	13-1-3	0-0-0	DNP	14-0-1	11-12-3	8-4-2
at Penn	12/02/08	69-47	w	8-4-2	10-3-4	0-0-0	DNP	7-6-4	2-6-2	5-4-0
HOUSTON BAPTIST	12/04/08	93-57	w	10-4-0	23-1-6	0-2-0	DNP	12-3-3	7-3-4	5-3-1
vs Texas	12/9/08	58-67	L	0-0-0	10-5-5	0-0-0	DNP	0-1-1	7-3-4	3-2-2
SAINT JOSEPH'S	12/11/08	59-56	w	4-8-1	18-4-6	DNP	DNP	2-1-2	6-3-0	2-3-0
at La Salle	12/14/08	70-59	w	5-6-6	13-0-2	0-0-0	DNP	8-2-6	7-2-2	6-7-0
NAVY	12/22/08	78-68	w	7-12-4	23-1-3	DNP	DNP	7-1-3	0-2-4	2-4-1
TEMPLE	12/29/08	62-45	w	3-9-0	8-3-3	DNP	DNP	23-4-3	4-6-2	7-2-1
at Marquette	01/01/09	72-79	L	0-4-1	15-1-1	DNP	DNP	21-5-1	4-3-2	2-3-1
at Seton Hall	01/06/09	89-85	wo	7-8-4	40-4-3	DNP	DNP	0-0-2	10-3-3	2-3-2
#23 LOUISVILLE	01/10/09	60-61	L	14-8-1	11-4-2	DNP	DNP	7-2-3	0-6-3	2-5-0
ST. JOHN'S	01/18/09	76-57	w	13-9-2	9-3-5	0-0-0	DNP	12-1-2	5-5-3	DNP
at #3 Connecticut	01/21/09	83-89	L	12-8-0	14-2-5	DNP	DNP	9-2-3	12-4-1	1-1-1
at USF	01/24/09	70-61	w	6-1-1	7-2-7	DNP	DNP	10-2-0	11-6-1	5-8-1
#3 PITTSBURGH	01/28/09	67-57	w	2-1-2	10-0-3	DNP	DNP	9-2-1	18-7-2	0-7-0
CINCINNATI	02/01/09	71-50	w	4-3-0	11-2-2	0-0-0	DNP	11-1-2	2-4-2	4-3-0
at Providence	02/04/09	94-91	w	2-1-0	31-6-2	0-0-0	DNP	12-1-1	12-11-3	3-4-1
SYRACUSE	02/07/09	102-85	w	2-3-0	10-1-3	0-0-0	DNP	14-4-6	8-4-2	14-10-3
MARQUETTE	02/10/09	102-84	w	5-3-1	27-4-1	0-0-0	DNP	21-2-4	2-6-6	16-7-3
at West Virginia	2/13/09	72-93	L	4-0-0	12-1-1	0-0-0	DNP	17-3-2	4-4-1	7-5-0
RUTGERS	02/19/09	82-72	w	2-3-0	21-2-6	0-0-0	DNP	14-1-3	2-4-2	6-2-1
at Syracuse	2/22/09	89-86	w	0-1-0	10-0-2	DNP	DNP	16-3-2	11-2-7	15-8-2

Opponent	Date	Score		22	23	24	33	42
				ANDERSON,D	WOOTEN,RUS	STOKES,COR	CUNNINGHAM	TCHUISI,FR
ALBANY	11/14/08	78-60	w	DNP	0-1-0	13-0-0	13-6-3	2-3-0
FORDHAM	11/17/08	107-68	w	DNP	0-1-0	17-8-2	31-11-1	4-1-0
NIAGARA	11/19/08	77-62	w	DNP	0-0-0	8-3-0	11-3-1	0-1-0
MONMOUTH	11/25/08	71-48	w	DNP	0-0-0	18-7-3	19-7-0	2-0-0
vs Towson	11/28/08	64-47	w	DNP	0-0-0	8-4-3	12-7-0	3-5-0
vs Rhode Island	11/29/08	78-65	w	DNP	DNP	3-0-0	19-12-1	0-0-0
at Penn	12/02/08	69-47	w	3-1-0	0-0-0	14-5-1	20-11-2	0-2-0
HOUSTON BAPTIST	12/04/08	93-57	w	DNP	0-0-0	22-3-1	13-7-1	1-1-1
vs Texas	12/9/08	58-67	L	4-9-0	DNP	11-3-0	23-12-1	DNP
SAINT JOSEPH'S	12/11/08	59-56	w	10-1-1	DNP	3-2-1	14-4-0	DNP
at La Salle	12/14/08	70-59	w	2-4-1	DNP	18-3-1	9-4-2	2-0-0
NAVY	12/22/08	78-68	w	4-4-1	DNP	11-5-0	24-10-0	DNP
TEMPLE	12/29/08	62-45	w	3-0-0	DNP	2-4-0	12-4-0	DNP
at Marquette	01/01/09	72-79	L	4-5-2	DNP	10-1-2	16-8-1	DNP
at Seton Hall	01/06/09	89-85	wo	9-15-1	DNP	0-1-0	21-13-1	DNP
#23 LOUISVILLE	01/10/09	60-61	L	0-4-1	DNP	5-4-2	21-5-0	DNP
ST. JOHN'S	01/18/09	76-57	w	14-4-2	0-0-0	6-3-2	17-1-2	0-0-0
at #3 Connecticut	01/21/09	83-89	L	15-8-3	DNP	12-2-0	6-3-0	2-1-0
at USF	01/24/09	70-61	w	7-11-3	DNP	10-3-1	14-8-1	0-0-0
#3 PITTSBURGH	01/28/09	67-57	w	7-4-2	DNP	6-2-2	15-5-2	DNP
CINCINNATI	02/01/09	71-50	w	9-8-3	0-0-0	9-4-0	21-8-1	0-0-0
at Providence	02/04/09	94-91	w	19-10-2	DNP	3-3-0	12-11-2	0-0-0
SYRACUSE	02/07/09	102-85	w	7-5-3	0-0-0	16-8-3	31-9-3	0-0-0
MARQUETTE	02/10/09	102-84	w	10-3-1	DNP	6-4-5	15-4-2	0-0-0
at West Virginia	2/13/09	72-93	L	6-6-0	DNP	15-5-0	7-6-1	0-0-0
RUTGERS	02/19/09	82-72	w	8-6-0	0-0-0	17-5-1	12-6-1	0-0-0
at Syracuse	2/22/09	89-86	w	22-5-2	DNP	3-3-0	12-12-6	0-0-0

THE STAT CREW SYSTEM
Villanova Game-by-Game Highs (as of Feb 22, 2009)
All games

Opponent	Date	Score	Points	Rebounds	Assists	Steals	Blocked shots
ALBANY	11/14/08	78-60	13-CUNNINGHAM, D STOKES, Corey REYNOLDS, Scottie	6-CUNNINGHAM, Da	6-REYNOLDS, Scotti	4-FISHER, Corey	1-PENA, Antonio DRUMMOND, Casie
FORDHAM	11/17/08	107-68	31-CUNNINGHAM, D	11-CUNNINGHAM, D	7-REYNOLDS, Scotti	2-REYNOLDS, Scotti FISHER, Corey	1-CUNNINGHAM, Da PENA, Antonio
NIAGARA	11/19/08	77-62	19-REYNOLDS, Scotti	7-PENA, Antonio	5-FISHER, Corey	4-REYNOLDS, Scotti	None
MONMOUTH	11/25/08	71-48	19-CUNNINGHAM, D	7-STOKES, Corey CUNNINGHAM, Da	4-FISHER, Corey REYNOLDS, Scottie	3-REYNOLDS, Scotti	1-PENA, Antonio
vs Towson	11/28/08	64-47	14-REYNOLDS, Scotti	7-CUNNINGHAM, Da PENA, Antonio	6-REYNOLDS, Scotti	2-STOKES, Corey CUNNINGHAM, Da FISHER, Corey	1-REYNOLDS, Scotti CUNNINGHAM, Da PENA, Antonio
vs Rhode Island	11/29/08	78-65	19-CUNNINGHAM, D	12-REDDING, Reggie CUNNINGHAM, Da	3-REDDING, Reggie REYNOLDS, Scottie	2-CLARK, Shane	3-CUNNINGHAM, Da
at Penn	12/02/08	69-47	20-CUNNINGHAM, D	11-CUNNINGHAM, D	4-FISHER, Corey REYNOLDS, Scottie	3-FISHER, Corey	3-CUNNINGHAM, Da
HOUSTON BAPTIST	12/04/08	93-57	23-REYNOLDS, Scotti	7-CUNNINGHAM, Da	6-REYNOLDS, Scotti	4-CUNNINGHAM, Da	1-REYNOLDS, Scotti
vs Texas	12/9/08	58-67	23-CUNNINGHAM, D	12-CUNNINGHAM, D	5-REYNOLDS, Scotti	2-CUNNINGHAM, Da STOKES, Corey ANDERSON, Dway REYNOLDS, Scottie	2-CUNNINGHAM, Da
SAINT JOSEPH'S	12/11/08	59-56	18-REYNOLDS, Scotti	8-PENA, Antonio	6-REYNOLDS, Scotti	2-ANDERSON, Dway REYNOLDS, Scottie	1-CUNNINGHAM, Da ANDERSON, Dway
at La Salle	12/14/08	70-59	18-STOKES, Corey	7-CLARK, Shane	6-FISHER, Corey PENA, Antonio	4-CUNNINGHAM, Da	4-CUNNINGHAM, Da
NAVY	12/22/08	78-68	24-CUNNINGHAM, D	12-PENA, Antonio	4-PENA, Antonio REDDING, Reggie	2-ANDERSON, Dway STOKES, Corey CUNNINGHAM, Da REDDING, Reggie	3-PENA, Antonio
TEMPLE	12/29/08	62-45	23-FISHER, Corey	9-PENA, Antonio	3-FISHER, Corey REYNOLDS, Scottie	2-FISHER, Corey CUNNINGHAM, Da	1-PENA, Antonio CUNNINGHAM, Da
at Marquette	01/01/09	72-79	21-FISHER, Corey	8-CUNNINGHAM, Da	2-ANDERSON, Dway STOKES, Corey REDDING, Reggie	2-REYNOLDS, Scotti FISHER, Corey CUNNINGHAM, Da REDDING, Reggie	2-STOKES, Corey
at Seton Hall	01/06/09	89-85	40-REYNOLDS, Scotti	15-ANDERSON, Dwa	4-PENA, Antonio	2-REYNOLDS, Scotti	2-ANDERSON, Dway
#23 LOUISVILLE	01/10/09	60-61	21-CUNNINGHAM, D	8-PENA, Antonio	3-REDDING, Reggie FISHER, Corey	2-CUNNINGHAM, Da	1-PENA, Antonio CUNNINGHAM, Da ANDERSON, Dway CLARK, Shane
ST. JOHN'S	01/18/09	76-57	17-CUNNINGHAM, D	9-PENA, Antonio	5-REYNOLDS, Scotti	4-REDDING, Reggie	2-CUNNINGHAM, Da
at #3 Connecticut	01/21/09	83-89	15-ANDERSON, Dwa	8-ANDERSON, Dway PENA, Antonio	5-REYNOLDS, Scotti	3-ANDERSON, Dway	3-CUNNINGHAM, Da
at USF	01/24/09	70-61	14-CUNNINGHAM, D	11-ANDERSON, Dwa	7-REYNOLDS, Scotti	2-STOKES, Corey	2-CUNNINGHAM, Da
#3 PITTSBURGH	01/28/09	67-57	18-REDDING, Reggie	7-REDDING, Reggie CLARK, Shane	3-REYNOLDS, Scotti	2-REDDING, Reggie ANDERSON, Dway	2-CUNNINGHAM, Da
CINCINNATI	02/01/09	71-50	21-CUNNINGHAM, D	8-ANDERSON, Dway CUNNINGHAM, Da	3-ANDERSON, Dway	2-FISHER, Corey CUNNINGHAM, Da	3-CUNNINGHAM, Da
at Providence	02/04/09	94-91	31-REYNOLDS, Scotti	11-REDDING, Reggie CUNNINGHAM, Da	3-REDDING, Reggie	5-ANDERSON, Dway	1-REDDING, Reggie
SYRACUSE	02/07/09	102-85	31-CUNNINGHAM, D	10-CLARK, Shane	6-FISHER, Corey	3-FISHER, Corey ANDERSON, Dway	2-CLARK, Shane
MARQUETTE	02/10/09	102-84	27-REYNOLDS, Scotti	7-CLARK, Shane	6-REDDING, Reggie	1-REDDING, Reggie CUNNINGHAM, Da	1-REDDING, Reggie CLARK, Shane

THE STAT CREW SYSTEM
 Villanova Game-by-Game Highs (as of Feb 22, 2009)
 All games

Opponent	Date	Score	Points	Rebounds	Assists	Steals	Blocked shots
at West Virginia	2/13/09	72-93	17-FISHER, Corey	6-CUNNINGHAM, Da ANDERSON, Dway	2-FISHER, Corey	FISHER, Corey 2-ANDERSON, Dway	PENA, Antonio CUNNINGHAM, Da None
RUTGERS	02/19/09	82-72	21-REYNOLDS, Scotti	6-ANDERSON, Dway CUNNINGHAM, Da	6-REYNOLDS, Scotti	2-REYNOLDS, Scotti REDDING, Reggie STOKES, Corey	1-PENA, Antonio CUNNINGHAM, Da
at Syracuse	2/22/09	89-86	22-ANDERSON, Dwa	12-CUNNINGHAM, D	7-REDDING, Reggie	6-REDDING, Reggie	1-STOKES, Corey

THE STAT CREW SYSTEM
Villanova Season Schedule/Results & Leaders (as of Feb 22, 2009)
All games

RECORD:	OVERALL	HOME	AWAY	NEUTRAL
ALL GAMES	22-5	14-1	6-3	2-1
CONFERENCE	10-4	6-1	4-3	0-0
NON-CONFERENCE	12-1	8-0	2-0	2-1

Date	Opponent	Score	Att.	High Points	High Rebounds
11/14/08	ALBANY	W 78-60	6500	(13)REYNOLDS, Scottie (13)STOKES, Corey (13)CUNNINGHAM, Dante	(6)CUNNINGHAM, Dante
11/17/08	FORDHAM	W 107-68	6500	(31)CUNNINGHAM, Dante	(11)CUNNINGHAM, Dante
11/19/08	NIAGARA	W 77-62	6500	(19)REYNOLDS, Scottie	(7)PENA, Antonio
11/25/08	MONMOUTH	W 71-48	6500	(19)CUNNINGHAM, Dante	(7)CUNNINGHAM, Dante (7)STOKES, Corey
11/28/08	vs Towson	W 64-47	4713	(14)REYNOLDS, Scottie	(7)PENA, Antonio (7)CUNNINGHAM, Dante
11/29/08	vs Rhode Island	W 78-65	6101	(19)CUNNINGHAM, Dante	(12)CUNNINGHAM, Dante (12)REDDING, Reggie
12/02/08	at Penn	W 69-47	5328	(20)CUNNINGHAM, Dante	(11)CUNNINGHAM, Dante
12/04/08	HOUSTON BAPTIST	W 93-57	6500	(23)REYNOLDS, Scottie	(7)CUNNINGHAM, Dante
12/9/08	vs Texas	58-67 L	14675	(23)CUNNINGHAM, Dante	(12)CUNNINGHAM, Dante
12/11/08	SAINT JOSEPH'S	W 59-56	6500	(18)REYNOLDS, Scottie	(8)PENA, Antonio
12/14/08	at La Salle	W 70-59	4000	(18)STOKES, Corey	(7)CLARK, Shane
12/22/08	NAVY	W 78-68	6500	(24)CUNNINGHAM, Dante	(12)PENA, Antonio
12/29/08	TEMPLE	W 62-45	6500	(23)FISHER, Corey	(9)PENA, Antonio
01/01/09	*at Marquette	72-79 L	16446	(21)FISHER, Corey	(8)CUNNINGHAM, Dante
01/06/09	*at Seton Hall	WOT 89-85	8649	(40)REYNOLDS, Scottie	(15)ANDERSON, Dwayne
01/10/09	*#23 LOUISVILLE	60-61 L	17117	(21)CUNNINGHAM, Dante	(8)PENA, Antonio
01/18/09	*ST. JOHN'S	W 76-57	6500	(17)CUNNINGHAM, Dante	(9)PENA, Antonio
01/21/09	*at #3 Connecticut	83-89 L	15385	(15)ANDERSON, Dwayne	(8)PENA, Antonio (8)ANDERSON, Dwayne
01/24/09	*at USF	W 70-61	4245	(14)CUNNINGHAM, Dante	(11)ANDERSON, Dwayne
01/28/09	*#3 PITTSBURGH	W 67-57	17491	(18)REDDING, Reggie	(7)CLARK, Shane (7)REDDING, Reggie
02/01/09	*CINCINNATI	W 71-50	6500	(21)CUNNINGHAM, Dante	(8)CUNNINGHAM, Dante (8)ANDERSON, Dwayne
02/04/09	*at Providence	W 94-91	11212	(31)REYNOLDS, Scottie	(11)CUNNINGHAM, Dante (11)REDDING, Reggie
02/07/09	*SYRACUSE	W 102-85	20390	(31)CUNNINGHAM, Dante	(10)CLARK, Shane
02/10/09	*MARQUETTE	W 102-84	6500	(27)REYNOLDS, Scottie	(7)CLARK, Shane
2/13/09	*at West Virginia	72-93 L	12513	(17)FISHER, Corey	(6)ANDERSON, Dwayne (6)CUNNINGHAM, Dante
02/19/09	*RUTGERS	W 82-72	6500	(21)REYNOLDS, Scottie	(6)CUNNINGHAM, Dante (6)ANDERSON, Dwayne
2/22/09	*at Syracuse	W 89-86	26879	(22)ANDERSON, Dwayne	(12)CUNNINGHAM, Dante

* - Conference game

Attendance Summary	Games	Attend	Avg/Game
Home	15	132998	8867
Away	9	104657	11629
Neutral	3	25489	8496
Total	27	263144	9746

THE STAT CREW SYSTEM
Villanova Combined Team Statistics (as of Feb 22, 2009)
Conference games

RECORD:	OVERALL	HOME	AWAY	NEUTRAL
ALL GAMES	10-4	6-1	4-3	0-0
CONFERENCE	10-4	6-1	4-3	0-0
NON-CONFERENCE	0-0	0-0	0-0	0-0

#	Player	gp-gs	Total		3-Point		F-Throw		Rebounds									pts	avg			
			min	avg	fg-fga	pct	3fg-fga	pct	ft-fta	pct	off	def	tot	avg	pf	dq	a			to	blk	stl
01	REYNOLDS, Scottie	14-14	429	30.6	65-156	.417	27-81	.333	71-86	.826	8	24	32	2.3	41	2	43	43	1	12	228	16.3
33	CUNNINGHAM, Dant	14-14	441	31.5	88-167	.527	0-0	.000	44-69	.638	34	65	99	7.1	40	2	23	34	18	16	220	15.7
10	FISHER, Corey	14-3	319	22.8	57-107	.533	12-31	.387	47-63	.746	9	20	29	2.1	38	2	32	29	0	14	173	12.4
22	ANDERSON, Dwayne	14-13	402	28.7	48-106	.453	17-45	.378	24-30	.800	34	60	94	6.7	36	0	25	20	8	21	137	9.8
24	STOKES, Corey	14-1	298	21.3	35-86	.407	24-56	.429	24-27	.889	7	41	48	3.4	27	0	18	17	4	7	118	8.4
15	REDDING, Reggie	14-10	391	27.9	35-79	.443	4-20	.200	27-38	.711	26	43	69	4.9	44	2	38	29	6	23	101	7.2
20	CLARK, Shane	13-7	281	21.6	29-51	.569	5-11	.455	14-30	.467	33	33	66	5.1	28	0	15	9	6	4	77	5.9
00	PENA, Antonio	14-7	240	17.1	26-61	.426	0-0	.000	21-36	.583	15	38	53	3.8	31	1	12	20	5	4	73	5.2
42	TCHUISI, Frank	10-1	16	1.6	1-1	1.000	0-0	.000	0-0	.000	0	1	1	0.1	3	0	0	0	1	0	2	0.2
04	COLENDIA, Jason	7-0	5	0.7	0-0	.000	0-0	.000	0-0	.000	0	0	0	0.0	0	0	0	0	0	0	0	0.0
23	WOOTEN, Russell	4-0	3	0.8	0-0	.000	0-0	.000	0-0	.000	0	0	0	0.0	0	0	0	0	0	0	0	0.0
Total.....		14	2825		384-814	.472	89-244	.365	272-379	.718	180	348	528	37.7	289	9	206	206	49	101	1129	80.6
Opponents.....		14	2825		349-830	.420	118-351	.336	234-335	.699	176	312	488	34.9	305	-	212	214	50	95	1050	75.0

TEAM STATISTICS	VU	OPP	Date	Opponent	Score	Att.
SCORING	1129	1050	* 01/01/09	at Marquette	L 72-79	16446
Points per game	80.6	75.0	* 01/06/09	at Seton Hall	Wot 89-85	8649
Scoring margin	+5.6	-	* 01/10/09	#23 LOUISVILLE	L 61-60	17117
FIELD GOALS-ATT	384-814	349-830	* 01/18/09	ST. JOHN'S	W 57-76	6500
Field goal pct	.472	.420	* 01/21/09	at #3 Connecticut	L 83-89	15385
3 POINT FG-ATT	89-244	118-351	* 01/24/09	at USF	W 70-61	4245
3-point FG pct	.365	.336	* 01/28/09	#3 PITTSBURGH	W 57-67	17491
3-pt FG made per game	6.4	8.4	* 02/01/09	CINCINNATI	W 50-71	6500
FREE THROWS-ATT	272-379	234-335	* 02/04/09	at Providence	W 94-91	11212
Free throw pct	.718	.699	* 02/07/09	SYRACUSE	W 85-102	20390
F-Throws made per game	19.4	16.7	* 02/10/09	MARQUETTE	W 84-102	6500
REBOUNDS	528	488	* 2/13/09	at West Virginia	L 72-93	12513
Rebounds per game	37.7	34.9	* 02/19/09	RUTGERS	W 72-82	6500
Rebounding margin	+2.9	-	* 2/22/09	at Syracuse	W 89-86	26879
ASSISTS	206	212	* - Conference game			
Assists per game	14.7	15.1				
TURNOVERS	206	214				
Turnovers per game	14.7	15.3				
Turnover margin	+0.6	-				
Assist/turnover ratio	1.0	1.0				
STEALS	101	95				
Steals per game	7.2	6.8				
BLOCKS	49	50				
Blocks per game	3.5	3.6				
ATTENDANCE	80998	95329				
Home games-Avg/Game	7-11571	7-13618				
Neutral site-Avg/Game	-	0-0				

Score by Periods	1st	2nd	OT	Totals
Villanova	542	574	13	1129
Opponents	514	527	9	1050

THE STAT CREW SYSTEM
Villanova Combined Team Statistics (as of Feb 22, 2009)
All games

RECORD:	OVERALL	HOME	AWAY	NEUTRAL
ALL GAMES	22-5	14-1	6-3	2-1
CONFERENCE	10-4	6-1	4-3	0-0
NON-CONFERENCE	12-1	8-0	2-0	2-1

#	Player	gp-gs	Total		3-Point		F-Throw		Rebounds				pf	dq	a	to	blk	stl	pts	avg		
			min	avg	fg-fga	pct	3fg-fga	pct	ft-fa	pct	off	def									tot	avg
33	CUNNINGHAM, Dant	27-27	853	31.6	177-325	.545	0-2	.000	86-128	.672	67	130	197	7.3	67	3	35	55	34	39	440	16.3
01	REYNOLDS, Scottie	27-27	841	31.1	117-295	.397	54-152	.355	124-149	.832	14	57	71	2.6	66	3	100	71	3	33	412	15.3
10	FISHER, Corey	27-12	662	24.5	98-207	.473	21-61	.344	86-114	.754	15	44	59	2.2	66	2	74	53	0	34	303	11.2
24	STOKES, Corey	27-13	641	23.7	82-192	.427	57-129	.442	45-53	.849	14	81	95	3.5	53	0	30	29	6	19	266	9.9
22	ANDERSON, Dwayne	20-17	511	25.6	57-126	.452	20-56	.357	29-35	.829	45	68	113	5.7	48	0	28	26	10	28	163	8.2
15	REDDING, Reggie	27-11	725	26.9	64-156	.410	13-50	.260	45-62	.726	43	87	130	4.8	74	2	73	49	7	31	186	6.9
00	PENA, Antonio	27-20	564	20.9	57-117	.487	0-1	.000	52-78	.667	45	88	133	4.9	67	4	35	40	15	9	166	6.1
20	CLARK, Shane	25-7	491	19.6	52-98	.531	10-28	.357	23-43	.535	47	54	101	4.0	57	1	26	22	7	9	137	5.5
05	DRUMMOND, Casiem	2-0	19	9.5	1-1	1.000	0-0	.000	2-2	1.000	1	4	5	2.5	5	0	0	1	1	0	4	2.0
42	TCHUISI, Frank	19-1	75	3.9	5-14	.357	0-0	.000	6-11	.545	4	10	14	0.7	13	0	1	4	1	0	16	0.8
04	COLENDIA, Jason	17-0	25	1.5	0-1	.000	0-0	.000	0-0	.000	0	3	3	0.2	0	0	1	1	0	0	0	0.0
23	WOOTEN, Russell	11-0	18	1.6	0-0	.000	0-0	.000	0-0	.000	2	0	2	0.2	3	0	0	0	0	0	0	0.0
Total.....		27	5425		710-1532	.463	175-479	.365	498-675	.738	332	683	1015	37.6	521	15	403	359	84	202	2093	77.5
Opponents.....		27	5426		605-1506	.402	204-609	.335	385-571	.674	301	585	886	32.8	557	-	365	412	87	165	1799	66.6

TEAM STATISTICS	VU	OPP	Date	Opponent	Score	Att.
SCORING	2093	1799	11/14/08	ALBANY	w 60-78	6500
Points per game	77.5	66.6	11/17/08	FORDHAM	w 68-107	6500
Scoring margin	+10.9	-	11/19/08	NIAGARA	w 62-77	6500
FIELD GOALS-ATT	710-1532	605-1506	11/25/08	MONMOUTH	w 48-71	6500
Field goal pct	.463	.402	11/28/08	vs Towson	w 47-64	4713
3 POINT FG-ATT	175-479	204-609	11/29/08	vs Rhode Island	w 65-78	6101
3-point FG pct	.365	.335	12/02/08	at Penn	w 69-47	5328
3-pt FG made per game	6.5	7.6	12/04/08	HOUSTON BAPTIST	w 57-93	6500
FREE THROWS-ATT	498-675	385-571	12/9/08	vs Texas	L 67-58	14675
Free throw pct	.738	.674	12/11/08	SAINT JOSEPH'S	w 56-59	6500
F-Throws made per game	18.4	14.3	12/14/08	at La Salle	w 70-59	4000
REBOUNDS	1015	886	12/22/08	NAVY	w 68-78	6500
Rebounds per game	37.6	32.8	12/29/08	TEMPLE	w 45-62	6500
Rebounding margin	+4.8	-	* 01/01/09	at Marquette	L 72-79	16446
ASSISTS	403	365	* 01/06/09	at Seton Hall	Wot 89-85	8649
Assists per game	14.9	13.5	* 01/10/09	#23 LOUISVILLE	L 61-60	17117
TURNOVERS	359	412	* 01/18/09	ST. JOHN'S	w 57-76	6500
Turnovers per game	13.3	15.3	* 01/21/09	at #3 Connecticut	L 83-89	15385
Turnover margin	+2.0	-	* 01/24/09	at USF	w 70-61	4245
Assist/turnover ratio	1.1	0.9	* 01/28/09	#3 PITTSBURGH	w 57-67	17491
STEALS	202	165	* 02/01/09	CINCINNATI	w 50-71	6500
Steals per game	7.5	6.1	* 02/04/09	at Providence	w 94-91	11212
BLOCKS	84	87	* 02/07/09	SYRACUSE	w 85-102	20390
Blocks per game	3.1	3.2	* 02/10/09	MARQUETTE	w 84-102	6500
ATTENDANCE	132998	130146	* 2/13/09	at West Virginia	L 72-93	12513
Home games-Avg/Game	15-8867	9-11629	* 02/19/09	RUTGERS	w 72-82	6500
Neutral site-Avg/Game	-	3-8496	* 2/22/09	at Syracuse	w 89-86	26879

* - Conference game

Score by Periods	1st	2nd	OT	Totals
Villanova	1023	1057	13	2093
Opponents	872	918	9	1799