



# 2008-09 MEN'S BASKETBALL GAME NOTES

**Villanova (20-5 overall, 8-4 BIG EAST)**

vs.

**Rutgers (10-15 overall, 1-11 BIG EAST)**

**Thursday, February 19, 2009 • 9:05 PM**

**TV: ESPN2 Radio: ESPN 950**



### VILLANOVA PROBABLE STARTERS

Pos.	Name	Height/Class/Hometown	PPG	RPG
F	Dwayne Anderson	6-6 / Sr. / Silver Spring, Md.	7.4	5.7
F	Shane Clark	6-7 / Sr. / Philadelphia, Pa.	5.0	4.0
F	Dante Cunningham	6-8 / Sr. / Silver Spring, Md.	16.6	7.2
G	Scottie Reynolds	6-2 / Jr. / Herndon, Va.	15.2	2.8
G	Reggie Redding	6-5 / Jr. / Philadelphia, Pa.	6.9	5.0

### OFF THE BENCH

Pos.	Name	Height/Class/Hometown	PPG	RPG
G	Corey Fisher	6-1 / So. / Bronx, N.Y.	10.9	2.2
G	Corey Stokes	6-5 / So. / Bayonne, N.J.	9.8	3.5
F	Antonio Pena	6-8 / So. / Brooklyn, N.Y.	6.6	5.2
F	Frank Tchuisi	6-8 / Sr. / Douala, Cameroon	0.9	0.8
G	Jason Colenda	6-0 / Jr. / Fairfax, Va.	0.0	0.2
F	Russell Wooten	6-4 / Jr. / Chula Vista, Calif.	0.0	0.2
F/C	Maurice Sutton	6-11 / Fr. / Upper Marlboro, Md.		

**Head Coach:** Jay Wright (290-173 lifetime, 168-88 at Villanova)

### TOP STORIES

• Villanova saw its six game BIG EAST winning streak snapped with a 93-72 loss at West Virginia on Friday night. The 93 points were the most allowed by VU since Dec. 9, 2007, when Temple scored the same number in a 101-93 Villanova victory.

• Villanova reached the 20-win plateau for the 34th time in the history of the program with last week's 102-84 victory over No. 10 Marquette at the Pavilion. This marks the first time in program history that the Wildcats have recorded 20 or more wins in five consecutive seasons.

• The four members of Villanova's senior class, including Dwayne Anderson, Shane Clark, Cunningham, and Frank Tchuisi, have been part of Wildcat teams that have posted a 92-34 (.730) record. The best four-year win total at VU is 95, established by the class of 1997 (Chuck Kornegay, Jason Lawson, Alvin Williams). Villanova's class of 2009 will be honored in Senior Night ceremonies prior to tipoff this evening.

• The Wildcats enter action tonight with a 26-game winning streak at the Pavilion, the longest uninterrupted run of victories since the building opened on Feb. 1, 1986. VU's last loss on campus came on Jan. 6, 2007, a 73-65 loss to DePaul. The Wildcats have played before a sellout crowd of 6,500 for 93 consecutive games at the Pavilion.

### 2008-09 SCHEDULE AND RESULTS

Date	Opponent	Result	Score	Record	Big East
Nov. 14	ALBANY	W	78-60	1-0	0-0
Nov. 17	FORDHAM	W	107-68	2-0	0-0
Nov. 19	NIAGARA (#)	W	77-62	3-0	0-0
Nov. 25	MONMOUTH (#)	W	71-48	4-0	0-0
Nov. 28	vs. Towson (#)	W	64-47	5-0	0-0
Nov. 29	vs. Rhode Island (#)	W	78-65	6-0	0-0
Dec. 2	@ Penn (B5)	W	69-47	7-0	0-0
<b>Dec. 4</b>	<b>HOUSTON BAPTIST</b>	W	93-57	8-0	0-0
Dec. 9	vs. #6 Texas (%)	L	58-67	8-1	0-0
<b>Dec. 11</b>	<b>SAINT JOSEPH'S (B5)</b>	W	59-56	9-1	0-0
Dec. 14	@ La Salle (B5)	W	70-59	10-1	0-0
<b>Dec. 22</b>	<b>NAVY</b>	W	78-68	11-1	0-0
<b>Dec. 29</b>	<b>TEMPLE (B5)</b>	W	62-45	12-1	0-0
Jan. 1	@ Marquette (*)	L	72-79	12-2	0-1
Jan. 6	@ Seton Hall (*)	W/OT	89-85	13-2	1-1
<b>Jan. 10</b>	<b>#23 LOUISVILLE(*) (WC)</b>	L	60-61	13-3	1-2
<b>Jan. 18</b>	<b>ST. JOHN'S (*)</b>	W	76-57	14-3	2-2
Jan. 21	@ #3 Connecticut (*)	L	83-89	14-4	2-3
Jan. 24	@ USF (*)	W	70-61	15-4	3-3
<b>Jan. 28</b>	<b>#3 PITTSBURGH(*) (WS)</b>	W	67-57	16-4	4-3
<b>Feb. 1</b>	<b>CINCINNATI (*)</b>	W	71-50	17-4	5-3
Feb. 4	@ Providence (*)	W	94-91	18-4	6-3
<b>Feb. 7</b>	<b>#20 SYRACUSE(*) (WC)</b>	W	102-87	19-4	7-3
<b>Feb. 10</b>	<b>#10 MARQUETTE (*)</b>	W	102-84	20-4	8-3
Feb. 13	@ West Virginia (*)	L	72-93	20-5	8-4
<b>Feb. 19</b>	<b>RUTGERS (*)</b>	<b>9:00 PM</b>	<b>ESPN2</b>		
Feb. 22	@ #23 Syracuse (*)	1:00 PM	CBS		
Feb. 25	@ DePaul (*)	8:00 PM	WPHL		
<b>Feb. 28</b>	<b>GEORGETOWN(*) (WC)</b>	<b>Noon</b>	<b>ESPN</b>		
Mar. 2	@ Notre Dame (*)	7:00 PM	ESPN		
<b>Mar. 5</b>	<b>PROVIDENCE (*)</b>	<b>7:00 PM</b>	<b>ESPN2</b>		
Mar. 10-14	BIG EAST Championship (^)		ESPN/ESPN2		

All times listed are Eastern time and subject to change without notice  
 Home games, unless noted, denoted in **bold** and played at The Pavilion  
 WC: denotes games played at the Wachovia Center  
 WS: denotes game played at the Wachovia Spectrum  
 B5: denotes a Philadelphia Big Five contest  
 #: denotes Philly Hoop Group Classic (11/28 and 11/29 at The Palestra)  
 %: denotes Jimmy V Classic (at Madison Square Garden)  
 ^: denotes the BIG EAST Championship (at Madison Square Garden)

### MEDIA INFORMATION

#### **Interview Requests:**

All interview requests should be addressed to Mike Sheridan, Director of Media Relations at (610) 519-4145.

#### **Follow Villanova Basketball on the Web:**

Follow the Villanova men's basketball team on the web at: [www.villanova.com](http://www.villanova.com)

#### **Villanova Media Relations Information:**

Phone- (610) 519-4120; Fax- (610) 519-7323  
 Email- [michael.sheridan@villanova.edu](mailto:michael.sheridan@villanova.edu)



# 2008-09 MEN'S BASKETBALL GAME NOTES

## Mountaineers Pounced

The WVU Coliseum has long been known as a formidable venue for visiting teams and Villanova re-discovered why on Friday night. West Virginia scored the game's first basket and led wire-to-wire in a 93-72 victory before a raucous crowd of 12,513.

"Obviously we didn't do a lot of things well," stated VU head coach Jay Wright, "but West Virginia deserves a lot of credit for that. Their perimeter pressure forced us out of what we wanted to do. One way we try to attack that is to go into Dante Cunningham but he had the two quick fouls."

Neither team was able to get much of a footing offensively in the game's first five minutes. West Virginia held a 4-3 edge at the 15:09 mark.

When Cunningham was whistled for his second foul, WVU was up 7-3. The Mountaineers would outscore the Wildcats 45-31 the rest of the way to take a commanding 52-34 edge into halftime.

With Cunningham back on the court to start the second half, VU picked up the first five points of the period to pull within 52-39. But baskets by Alex Ruoff and Kevin Jones got WVU's offense going and the Wildcats never cut the margin below double digits.

Da'Sean Butler scored 43 points for the victors.

"We didn't have an answer for Da'Sean," stated Wright. "He really made some tough shots in the first half and then we had to press and scramble in the second half to try to get back into it. That left guys open."

## Dante's Inferno

Perhaps the most significant Villanova story line in 2008-09 has been the transformation of senior forward Dante Cunningham from reliable contributor to an offensive force.

"Dante is the rock for us," said Wright.

Already this season the 6-8 product of Silver Spring, Md., has been named to the BIG EAST Honor Roll four times and was most valuable player of the Philly Hoop Group Classic. He has reached double figures in scoring in 25 of his last 28 games dating to last season.

On Friday night, he was limited to 25 minutes by his first half foul woes and ended the night with seven points and six rebounds.

His accuracy of late has been exceptional. In his last four outings he is 27-of-38 (.711) from the field.

"Cunningham is a tremendous player and he's a forward," stated Syracuse coach Jim Boeheim. "You can't play him in a man-to-man with a center."

In his first three seasons, Cunningham averaged 7.1 points and 5.3 rebounds per game while attempting 7.5 shots per game. This year those numbers are 16.6 points, 7.2 rebounds and 11.8 shots per outing. In 25 games he has already eclipsed last season's shot total (294 to 261).

He is a .568 shooter from the floor.

"He does so many things for them, most importantly with his tremendous energy," noted Cincinnati coach Mick Cronin. "I saw him back in AAU and he has really improved. He has a great attitude and toughness."

## Reynolds Report

Offensive fireworks have been a Scottie Reynolds trademark since he came to Villanova in 2007. But for much of this season his contributions have come in a wide range of areas that haven't always included points.

In the loss at West Virginia Reynolds scored 12 points in 28 minutes before fouling out.

Reynolds, a 6-2 product of Herndon, Va., is at his best when he gets into the lane and draws fouls. On the season he is 113-of-135 (.837) from the line.

In 93 career games, Reynolds has attempted four or more free throws 63 times. In those games, Villanova is 45-18 (.714).

In his third college season, Reynolds has already scored 1,423 points - an average of 15.1 per game. Last week he moved past Kenny Wilson and Eric Eberz into 28th place on the all-time points chart at Villanova. He is now tied with Alvin Williams in 27th place and needs six points to move past Wali Jones into 26th place.

He is also making a move in other career categories. His 92 assists this year (3.7 avg) have moved him into 16th place all-time.

## Anderson Update

Senior swingman Dwayne Anderson returned from a hyperextension and bone bruise to his left knee suffered against Marquette last week to log 19 minutes against West Virginia. He scored six points and added six rebounds.

Anderson continues to receive treatment for the injury and is listed as probable.

### Villanova 2008-09 Roster

No.	Name	Pos.	Ht.	Wt.	Year	Hometown/High School/Previous School
0	Antonio Pena	F	6-8	235	So.	Brooklyn, N.Y./St. Thomas More
1	Scottie Reynolds	G	6-2	195	Jr.	Herndon, Va./Herndon
4	Jason Colenda	G	6-0	205	Jr.	Fairfax, Va./Bishop O'Connell
10	Corey Fisher	G	6-1	185	So.	Bronx, N.Y./St. Patrick's (N.J.)
15	Reggie Redding	G	6-5	205	Jr.	Philadelphia, Pa./St. Joseph's Prep
20	Shane Clark	F	6-7	205	Sr.	Philadelphia, Pa./Hargrave Military Academy
21	Maurice Sutton	F/C	6-11	215	Fr.	Upper Marlboro, Md./Largo
22	Dwayne Anderson	G/F	6-6	215	Sr.	Silver Spring, Md./St. Thomas More
23	Russell Wooten	F	6-4	210	Jr.	Chula Vista, Calif./St. Augustine
24	Corey Stokes	G	6-5	195	So.	Bayonne, N.J./St. Benedict's
31	Taylor King	F	6-6	230	R-Fr.	Huntington Beach, Calif./Santa Ana Mater Dei/Duke
33	Dante Cunningham	F	6-8	230	Sr.	Silver Spring, Md./Potomac
42	Frank Tchuisi	F	6-8	215	Sr.	Douala, Cameroon/St. Benedict's

**Head Coach:** Jay Wright (Bucknell '83)

**Associate Head Coach:** Patrick Chambers

**Assistant Coaches:** Jason Donnelly, Doug West

**Manager of Basketball Operations:** Keith Urgo

**Athletic Trainer:** Jeff Pierce



# 2008-09 MEN'S BASKETBALL GAME NOTES

## Fisher on the Go

One Wildcat who continued his recent rise at West Virginia was sophomore guard Corey Fisher. The native of the Bronx, N.Y., led the Wildcats with 17 points on 6-of-10 shooting from the floor to go with a 5-of-6 effort from the free throw line. It marked the fifth straight outing in which the St. Patrick's (N.J.) High School product scored in double figures and sixth time in the last seven games he has done so.

In that five game stretch Fisher has averaged 13.0 points and 2.8 assists per contest. He has connected on 26-of-45 field goals in that span to bump his season field goal percentage up to .454.

On the season Fisher is third on the 'Cats in scoring at 10.9 ppg and also adds 2.8 assists and 2.2 rebounds per outing.

## Board Scores

After a stretch of four games where it had won the battle of the boards, the Wildcats found themselves on the short end of matters in the rebounding department in Morgantown on Friday night. The Mountaineers collected 37 rebounds to VU's 31. WVU picked up 15 second chance points to Villanova's eight.

On the whole, though, Villanova has more than held its own on the glass, despite not utilizing a player taller than 6-8. They have outrebounded their foe in BIG EAST action seven times.

The Wildcats get the job done by committee. Five different Wildcats have had a double figure board effort this season, including Cunningham, Antonio Pena, Clark, Dwayne Anderson and Reggie Redding.

Four Villanova players average better than 5.0 rebounds per game. Cunningham sets the pace with 7.2 rpg, Anderson is at 5.7 rpg, Pena follows at 5.2 rpg and Redding wraps it up with a 5.0 rpg figure.

## Stokes Strokes

Sophomore guard Corey Stokes enjoyed a productive offensive night at West Virginia with 15 points to go with five rebounds in 29 minutes of action off the bench. Over the last three games the former McDonald's All-American has averaged 12.3 ppg and 5.7 rpg.

AP Top 25 (Feb. 16)	ESPN/USA Today Poll (Feb. 16)
1. Connecticut	1. Connecticut
2. Oklahoma	2. Oklahoma
3. North Carolina	3. North Carolina
4. Pittsburgh	4. Pittsburgh
5. Memphis	5. Michigan State
6. Michigan State	6. Memphis
7. Louisville	7. Louisville
8. Wake Forest	8. Wake Forest
9. Duke	9. Duke
10. Marquette	10. Missouri
11. Missouri	11. Marquette
12. Villanova	11. Arizona State
13. Clemson	13. Clemson
14. Arizona State	14. Villanova
15. Kansas	15. UCLA
16. Xavier	16. Illinois
17. Gonzaga	17. Xavier
18. Illinois	18. Kansas
19. Purdue	19. Washington
20. UCLA	20. Gonzaga
21. Butler	21. Purdue
22. Washington	22. Butler
23. LSU	23. Utah State
24. Syracuse	24. LSU
25. Dayton	25. Syracuse

## Series Stuff

### **Rutgers at Villanova**

**Thursday, February 19, 2009 ~ 9:04 p.m. (The Pavilion)**

**ESPN2 TV (John Saunders & Len Elmore)**

**ESPN 950 Radio (Ryan Fannon & Whitey Rigsby)**

**All-time:** VU leads 23-8

**Last Meeting:** RU 80, VU 68 (Jan. 23, 2008)

**Last VU Victory:** VU 74, RU 51 (Feb. 24, 2007)

**Jay Wright vs. RU:** 7-4

**Notes:** For the second time in three seasons, the Wildcats will host the Scarlet Knights on Senior Night at the Pavilion ... Though Villanova has two home games remaining after this one both of those take place while the students are on spring break ... Rutgers built a 40-32 halftime lead last season en route to a 12-point win at the RAC ... RU connected on 50 percent of its field goal attempts and drained seven 3-pointers.

### **Villanova at Syracuse**

**Sunday, February 22, 2009 ~ 1:05 PM (Carrier Dome)**

**CBS TV (Verne Lundquist & Clark Kellogg)**

**ESPN 950 Radio (Ryan Fannon & Whitey Rigsby)**

**All-time:** SU leads 34-29

**Last Meeting:** VU 102, SU 85 (Feb. 7, 2009)

**Last SU Victory:** SU 87, VU 73 (Feb. 2, 2008)

**Jay Wright vs. SU:** 8-4

**Notes:** The Wildcats have taken four of the last five meetings in this matchup, including a win on Feb. 7 at the Wachovia Center ... Villanova is 12-13 lifetime at the Carrier Dome and claimed an 81-71 victory at the Dome last year.

### **Villanova at DePaul**

**Wednesday, Feb. 25, 2009 ~ 8:04 PM (All State Arena)**

**My 17 TV (Lou Canellis & Mark Adams)**

**ESPN 950 Radio (Ryan Fannon & Whitey Rigsby)**

**All-Time:** VU leads 11-8

**Last Meeting:** VU 76, DePaul 69 (Jan. 16, 2008)

**Last DePaul Victory:** DePaul 84, VU 76 (Jan. 3, 2008)

**Jay Wright vs. DePaul:** 3-2

**Notes:** These two teams split a pair of games in 2007-08, with each team grabbing a victory on its homecourt ... Corey Fisher scored 23 points in the clash in Rosemont, Ill., with Dante Cunningham adding 16 points ... The Wildcats are 1-1 at DePaul since the Blue Demons entered the BIG EAST prior to the start of the 2005-06 campaign.

## Nova Nuggets

Entering its game at West Virginia, VU was in an offensive groove. Over its previous eight games it had shot better than 50 percent four times and was 230-of-458 from the field (.502). The 'Cats were 7-1 in that period with the only loss at No. 1 UConn and averaged 83.2 ppg.

At WVU, the 'Cats connected on just .423 of their attempts from the field and had a season-low five assists to go with 16 turnovers.

When Villanova converts five or more 3-point field goals in a game this season it is 18-3 (.857). It is 37-10 (.787) when making five or more triples since the start of 2007-08.

The Wildcats are also 11-0 (1.000) when holding their opponent to 60 points or fewer in a game.

The Wildcats enter action with a 4-1 mark in February to this point. Their record in the month since 2005 is 28-10 (.737).



# 2008-09 MEN'S BASKETBALL GAME NOTES

## 'Cats Sign Trio of Standouts

A trio of nationally prominent seniors have inked national letters of intent to attend Villanova University in the fall of 2009, it was announced today. The group includes forward Isaiah Armwood from Montrose Christian Academy (Rockville, Md.); guard Maalik Wayns of Philadelphia's Roman Catholic High School and power forward Mouphtaou Yarou, a native of Benin in the republic of West Africa who also attends Montrose Christian Academy.

ESPN.com ranks the class as No. 2 in the nation.

"We are as excited about this class as any we have brought to Villanova," stated head coach Jay Wright. "This group offers us a unique combination of frontcourt and backcourt talent with exceptional skill and incredible character. The loyalty each of these young men has shown to our program through this process is heartwarming to all of us in the Villanova Basketball Family."

Armwood, 6-8, is a versatile forward who has been a fixture for national prep powerhouse Montrose Christian Academy. He averaged 12 points and eight rebounds as a junior before being sidelined by a left knee injury. It is expected that he will be a key performer in his final prep season for Montrose. He is listed as the No. 35 ranked prospect on ESPN's Top 100 list.

"Isaiah is an athletically gifted wing player who has played four years for coach Stu Vetter at Montrose Christian Academy," stated Wright. "He has been well-schooled in the fundamentals. We expect him to make an immediate impact at Villanova with his quickness and athleticism."

Wayns is a 6-1 guard who averaged 22.4 points, 5.1 assists and 4.8 rebounds per game as a junior at Roman Catholic High School. Last summer, he represented the United States as a member of USA Basketball's 18-and-under team that competed in Argentina. He is ranked by ESPN.com as the No. 22 senior in the country.

"Maalik Wayns is the leader of this class," said Wright. "He was the first one of this group to commit to us and he encouraged his friends Isaiah and Mough (Yarou) to join him at Villanova. Maalik will be the next in the line of great Villanova guards. We're so proud to have another Roman Catholic Cahillite with us on the Villanova campus."

Rounding out the group of fall signees is Yarou, a 6-9 power forward

who in a short period of time in the United States has emerged as one of the nation's most coveted big men - the No. 27 rated senior prospect in the nation according to ESPN.com. He enjoyed a breakthrough summer on the AAU circuit and will play this season for Vetter at Montrose Christian Academy.

"Mough' is as skilled a power forward as any frontcourt recruit we have had at Villanova," Wright stated. "He is very intelligent, extremely hard working and will be playing for a legendary coach this season in Stu Vetter at Montrose Christian Academy. Mough will make an immediate impact on our team with his rebounding and shot blocking ability."

## Philadelphia Big Five

Villanova wrapped up the Philadelphia Big Five City Series coronation with a 62-45 victory over Temple on Dec. 29. The Wildcats were 4-0 against local rivals Penn, Saint Joseph's, La Salle and Temple and have taken 18 of their last 19 in City Series action. Since Jay Wright was named head coach in 2001, Villanova is 25-7 (.781) against its Big Five rivals and picked up its third 4-0 City Series slate in the last four seasons and seventh all-time.

## Happy at Home

Villanova will play home games at three sites in 2008-09: the Pavilion, Wachovia Center and Wachovia Spectrum.

The Wildcats have played before a sellout crowd of 6,500 at the Pavilion for 93 consecutive regular season games. They now own a 26-game winning streak at the Pavilion dating to January of 2007.

Villanova is 49-4 (.925) in the building on Ithan Avenue since 2005. It is now 210-54 (.795) all-time in the Pavilion. Since the start of the 1994-95 season, VU is 148-22 (.870) in the Pavilion. The 'Cats are 78-12 (.867) in Pavilion home games under Jay Wright.

The Wildcats dropped their first of three games at the Wachovia Center to Louisville on Jan. 10 by the score of 61-60. They rebounded to claim a 102-85 win over Syracuse before a sellout crowd of 20,390 on Feb. 7 and meets Georgetown on Feb. 28. Villanova has averaged better than 18,000 in attendance in its Center games since 2005.

VU upended No. 3 Pittsburgh 67-57 when it hosted the final college basketball game at the Wachovia Spectrum on Jan. 28 before a crowd of 17,449. The 'Cats were 31-28 (.525) all-time at the Spectrum.

### The Last Time it Happened...

	<u>By Villanova</u>	<u>By Opponent</u>
<b>Team Scored 100 points</b>	102, vs. Marquette (Feb 10, 2009)	Providence, 100 (Feb. 11, 2004)
<b>Team Scored 90 points</b>	94, vs. Providence (Feb. 4, 2009)	West Virginia, 93 (Feb. 13, 2009)
<b>Team Scored 80 points</b>	89, vs. Seton Hall (Jan. 6, 2009)	Marquette, 85 (Feb. 10, 2009)
<b>30-point win</b>	93-57, vs. Houston Baptist (Dec. 4, 2008)	Kentucky, 93-56 (Feb. 9, 1997)
<b>20-point win</b>	71-50, vs. Cincinnati (Feb. 1, 2009)	West Virginia, 93-72 (Feb. 13, 2009)
<b>50 percent shooting</b>	.545, vs. Syracuse (Feb. 7, 2009)	West Virginia, .533 (Feb. 13, 2009)
<b>5 players in double figures</b>	vs. Marquette, (Feb. 10, 2009)	Syracuse, (Feb. 7, 2009)
<b>4 players in double figures</b>	vs. USF, (Jan. 24, 2009)	Marquette, (Feb. 10, 2009)
<b>Overtime victory</b>	89-85, vs. Seton Hall (Jan. 6, 2009)	Connecticut, 75-74 (Feb. 28, 2004)
<b>30 points by a player</b>	Dante Cunningham, 31, vs. Syracuse (Feb. 7, 2009)	Da'Sean Butler, West Virginia, 43 (Feb. 13, 2009)
<b>15 rebounds by a player</b>	Dwayne Anderson, 15, vs. Seton Hall (Jan. 6, 2009)	DeJuan Blair, Pitt, 15 (Jan. 6, 2008)
<b>10 assists by a player</b>	Scottie Reynolds, 10, vs. Louisville (Feb. 3, 2007)	Cliff Clinkscales, DePaul, 11 (Jan. 16, 2007)
<b>Five steals by a player</b>	Dante Cunningham, 5, vs. UConn (Feb. 23, 2008)	Jermaine Dixon, Pittsburgh, 6 (Jan. 28, 2009)
<b>Five blocks by a player</b>	Jason Fraser, 5, vs. Providence (Jan. 11, 2005)	Darryl Watkins, Syracuse, 5 (Mar. 3, 2007)
<b>Eight turnovers by a player</b>	Scottie Reynolds, 9, vs. Providence (Jan. 23, 2007)	Scoop Jardine, 8, Syracuse (Jan. 19, 2008)
<b>40 minutes by a player</b>	Dante Cunningham, 45, vs. Seton Hall (Jan. 6, 2009)	Alex Ruoff, 40, West Virginia (Feb. 13, 2009)
<b>50 minutes by a player</b>	Kerry Kittles, 55, vs. Old Dominion (March 17, 1995)	Vonteego Cummings, Pitt, 50 (Mar. 4, 1998)
<b>25 turnovers as a team</b>	25 vs. Rutgers (Jan. 18, 2003)	Penn, 27 (Dec. 1, 2007)



# 2008-09 MEN'S BASKETBALL GAME NOTES

## HEAD COACH JAY WRIGHT

### The Wright Numbers

**Lifetime:** 290-173 (.626)  
**Villanova (2001-present):** 168-88 (.656)  
**Hofstra (1994-2001):** 122-85 (.589)  
**Big East Regular Season:** 72-54 (.571)  
**America East Regular Season:** 76-48 (.613)  
**NCAA Record:** 7-6 (.538); six appearances  
**NIT Record:** 4-4 (.500); four appearances  
**Big East Tournament:** 7-7 (.500)

### Jay Wright vs. All Opponents

Albany	2-0	Michigan State	1-0
American (PR)	1-0	Middle Tennessee	1-0
Arizona	1-0	Monmouth	3-0
Army	2-0	UMKC	0-1
Belmont	2-0	Navy	2-0
Binghamton	1-0	New Hampshire	10-4
Boston College	4-4	New Mexico	1-0
Boston University	7-7	New Mexico St.	0-1
Bucknell	5-0	Niagara	1-0
California	0-1	North Carolina	0-1
Chaminade	0-1	North Carolina State	0-1
Cincinnati	3-1	Northeastern	11-5
Clemson	1-0	Northern Ill.	1-0
Colgate	2-1	Northwood	1-0
Coll. of Charleston	1-1	Notre Dame	4-5
Colorado	0-1	Ohio State	0-1
Colgate	2-0	Oklahoma	2-0
Columbia	2-0	Oklahoma State	0-1
Connecticut	4-8	Penn	7-3
Cornell	1-0	Penn State	0-1
Dartmouth	1-0	Pittsburgh	4-6
Dayton	1-1	Providence	8-4
Delaware	8-10	Redlands	1-0
Delaware State	1-0	Rhode Island	1-0
DePaul	3-2	Rider	2-0
Drexel	10-10	Rutgers	7-4
Eastern Washington	1-0	St. John's	7-6
Fairfield	0-1	Saint Joseph's	5-3
Florida	1-0	Santa Clara	1-0
Florida Atlantic	3-0	Seton Hall	7-2
Florida Int.	2-0	Siena	1-1
Fordham	5-1	Southern Miss	0-1
George Mason	1-0	SW Texas St.	0-1
Georgetown	5-6	Stony Brook	10-0
Georgia Tech	1-1	Syracuse	8-4
Grambling	1-0	Temple	7-2
Hartford	11-4	Texas	1-2
Hawaii-Pacific	1-0	Towson	12-1
Houston Baptist	1-0	UCLA	1-1
Iona	2-2	UMBC	2-0
Iowa	1-0	UNCG	1-0
Kansas	1-2	UCF	1-0
Kentucky	0-1	USF	3-0
Lafayette	1-0	Vanderbilt	0-1
La Salle	7-1	Vermont	8-8
Lehigh	1-1	Villanova	0-2
Longwood	1-0	Virginia	1-0
Louisiana Tech	1-0	VMI	1-0
Louisville	3-3	Virginia Tech	4-1
Loyola Mary.	1-0	West Virginia	3-6
LSU	1-0	Wichita State	1-0
Maine	10-4	Xavier	0-2
Manhattan	2-3	Yale	0-1
Marquette	2-4	Youngstown St.	2-0
Maryland	0-1		
Memphis	0-2		
Miami	3-3		

### Jay Wright Year-by-Year

<u>Year</u>	<u>Institution</u>	<u>Record</u>	<u>Postseason</u>
1994-95	Hofstra University	10-18	None
1995-96	Hofstra University	9-18	None
1996-97	Hofstra University	12-15	None
1997-98	Hofstra University	19-12	None
1998-99	Hofstra University	22-10	NIT
1999-00	Hofstra University	24-7	NCAA
2000-01	Hofstra University	26-5	NCAA
2001-02	Villanova University	19-13	NIT
2002-03	Villanova University	15-16	NIT
2003-04	Villanova University	18-17	NIT
2004-05	Villanova University	24-8	NCAA
2005-06	Villanova University	28-5	NCAA
2006-07	Villanova University	22-11	NCAA
2007-08	Villanova University	22-13	NCAA
2008-09	Villanova University	20-5	
<b>Totals</b>		<b>290-173</b>	

### Biographical Information

**Date of Birth:** Dec. 24, 1961  
**Education:** Council Rock High School (1979); Bucknell University (1983)  
**Assistant Coaching Experience:** University of Rochester (1984-86); Drexel University (1986-87); Villanova University (1987-92); UNLV (1992-94)  
**Head Coaching Experience:** Hofstra (1994-2001); Villanova (2001-present)

### Wright Stuff

Six men who have served on Jay Wright's staff have moved on to either college head coaching or NBA staff positions in recent years.

- **Tom Pecora** (Hofstra): Pecora served on Wright's staff for seven years in Hempstead, N.Y., and assumed command when Wright came to Villanova in 2001.
- **Joe Jones** (Columbia): Jones worked for Wright at Hofstra and again at Villanova. He is now in his sixth season in the Ivy League.
- **Billy Lange** (Navy): Lange served three seasons on Wright's staff at Villanova and was hired in Annapolis in March, 2004.
- **Fred Hill** (Rutgers): The former VU Associate Head Coach is in his third season as the head coach of the Scarlet Knights.
- **Ed Pinckney** (Minnesota Timberwolves): Pinckney spent four seasons on Jay Wright's staff at Villanova and is now in his second season as an assistant coach with the Minnesota Timberwolves.
- **Brett Gunning** (Houston Rockets): An assistant and associate head coach to Jay Wright at both Hofstra and Villanova, Brett Gunning is in his first season as the director of player development for the Rockets.



# 2008-09 MEN'S BASKETBALL GAME NOTES

## Villanova Individual Season Highs

<b>POINTS:</b>	Reynolds	40	(vs. Seton Hall, Jan. 6)
	Cunningham	31	(vs. Fordham, Nov. 14)
	Reynolds	31	(vs. Providence, Feb. 4)
	Cunningham	31	(vs. Syracuse, Feb. 7)
<b>FIELD GOALS</b>	Cunningham	12	(vs. Syracuse, Feb. 7)
	Cunningham	11	(vs. Fordham, Nov. 14)
	Cunningham	11	(vs. Navy, Dec. 22)
	Reynolds	10	(vs. Seton Hall, Marq.)
<b>FG ATTEMPTS</b>	Cunningham	19	(vs. Louisville, Jan. 10)
	Cunningham	18	(vs. Navy, Dec. 22)
<b>FG PCT.</b>	Cunningham	1.000 (5-5)	(vs. Providence, Feb. 4)
	Fisher	.875 (7-8)	(vs. Temple, Dec. 29)
	Cunningham	.800 (12-15)	(vs. Syracuse, Feb. 7)
<b>3-PT. FG</b>	Stokes	6	(vs. HBU, Dec. 4)
	Stokes	5	(vs. Monmouth, Nov. 25)
	Reynolds	5	(vs. Seton Hall, Marq.)
<b>3-PT. FG ATT.</b>	Stokes	11	(vs. Monmouth, Nov. 25)
	Reynolds	11	(vs. Providence, Feb. 4)
	Reynolds	11	(vs. Marquette, Feb. 10)
<b>3-PT. PCT</b>	Fisher	1.000 (4-4)	(vs. Temple, Dec. 29)
	Stokes	1.000 (3-3)	(vs. Fordham, Nov. 14)
	Fisher	.800 (4-5)	(vs. Marquette, Feb. 10)
<b>FREE THROWS</b>	Reynolds	15	(vs. Seton Hall, Jan. 6)
	Reynolds	13	(vs. Providence, Feb. 4)
	Redding	10	(vs. Pitt, Jan. 28)
<b>FT ATTEMPTS</b>	Reynolds	16	(vs. Seton Hall, Jan. 6)
	Reynolds	15	(vs. Providence, Feb. 4)
	Pena	14	(vs. Louisville, Jan. 10)
<b>FT PCT. (Min. 3)</b>	Redding	1.000 (10-10)	(vs. Pitt, Jan. 28)
	Stokes	1.000 (6-6)	(vs. Fordham, Nov. 14)
	Fisher	1.000 (6-6)	(vs. HBU, Dec. 4)
	Anderson	1.000 (6-6)	(vs. Providence, Feb. 4)
<b>REBOUNDS</b>	Anderson	15	(vs. Seton Hall, Jan. 6)
	Cunningham	12	(vs. URI, Nov. 25)
	Redding	12	(vs. URI, Nov. 25)
	Pena	12	(vs. Navy, Dec. 22)
<b>ASSISTS</b>	Reynolds	7	(vs. Fordham, Nov. 14)
	Reynolds	7	(vs. USF, Jan. 24)
	Reynolds	6	(vs. Fordham, Nov. 14)
	Reynolds	6	(vs. Towson, Nov. 28)
	Reynolds	6	(vs. HBU, St. Jos.)
	Redding	6	(vs. Marquette, Feb. 10)
	Fisher	6	(vs. La Salle, Syracuse)
	Pena	6	(vs. La Salle, Dec. 14)
<b>TURNOVERS</b>	Cunningham	7	(vs. Syracuse, Feb. 7)
	Cunningham	6	(vs. Cincinnati, Feb. 1)
<b>BLOCKS</b>	Cunningham	4	(vs. La Salle, Dec. 14)
	Cunningham	3	(four times, last vs. UC)
	Pena	3	(vs. Navy, Dec. 22)
<b>STEALS</b>	Anderson	5	(vs. Providence, Feb. 4)
	Fisher	4	(vs. Albany, Nov. 14)
	Reynolds	4	(vs. Niagara, Nov. 19)
	Cunningham	4	(vs. HBU, Dec. 4)
	Redding	4	(vs. St. John's, Jan. 18)

## Team High & Lows

--Villanova--

<b>POINTS</b>	High	56	(vs. Fordham, Nov. 14)
	Low	22	(vs. Temple, Dec. 29)
<b>POINTS (First Half)</b>	High	52	(vs. Marquette, Feb. 10)
	Low	26	(vs. Monmouth, Nov. 25)
<b>TOTAL POINTS</b>	High	107	(vs. Fordham, Nov. 14)
	Low	58	(vs. Texas, Dec. 9)
<b>FIELD GOALS</b>	High	37	(vs. Marquette, Feb. 10)
	Low	19	(vs. Texas, Dec. 9)
<b>FG ATTEMPTS</b>	High	71	(vs. Seton Hall, Jan. 6)
	Low	47	(vs. Pitt, Jan. 28)
<b>FG PCT.</b>	High	.588	(vs. St. John's, Jan. 18)
	Low	.377	(vs. Louisville, Jan. 10)
<b>3-PT. FG</b>	High	13	(vs. Marquette, Feb. 10)
	Low	2	(vs. URI, Louisville, UC)
<b>3-PT. ATT</b>	High	28	(vs. Providence, Feb. 4)
	Low	8	(vs. Louisville, Jan. 10)
<b>3-PT. FG PCT.</b>	High	.542	(vs. Marquette, Feb. 10)
	Low	.133	(vs. URI, Nov. 25)
<b>FREE THROWS</b>	High	30	(vs. Fordham, Nov. 17)
	Low	8	(vs. LaSalle, Dec. 14)
<b>FT ATTEMPTS</b>	High	38	(vs. Niagara, Nov. 19)
	Low	13	(vs. Monmouth, Nov. 25)
<b>FT PCT.</b>	High	.875	(vs. St. Joseph, Dec. 11)
	Low	.571	(vs. LaSalle, Dec. 14)
<b>REBOUNDS</b>	High	50	(vs. Providence, Feb. 4)
	Low	26	(vs. St. Joseph, Dec. 11)
<b>ASSISTS</b>	High	23	(vs. FU, Syr., Marq.)
	Low	5	(vs. WVU, Feb. 13)
<b>TURNOVERS</b>	High	19	(vs. Texas, Providence)
	Low	8	(vs. LaSalle, Dec. 14)
<b>BLOCKS</b>	High	7	(vs. Cincinnati, Feb. 1)
	Low	0	(vs. Niagara, WVU)
<b>STEALS</b>	High	10	(4 times, last vs. S. John)
	Low	4	(vs. Seton Hall, WVU)






**Dwayne Anderson (#22)**  
**6-6 • 215**  
**Senior • Guard/Forward**  
**Silver Spring, Md.**  
**St. Thomas More**

**2008-09 Highlights:** Missed six games after being diagnosed with a stress reaction in his left foot, played seven minutes against Penn and then did not appear on Dec. 4 against Houston Baptist ... Scored three points against Penn but did not appear in the second half after experiencing discomfort in the same foot he had injured earlier ... Played 20 minutes in a 67-58 loss to Texas on Dec. 9, scoring four points and collecting nine rebounds... Made his first appearance in the starting lineup in a 59-56 win over Saint Joseph's on Dec. 11, scoring 10 points in 31 minutes ... Came up with a huge effort in Villanova's 89-85 overtime win at Seton Hall on Jan. 6 ... Established a new career-high with 15 rebounds and added nine points in 36 minutes of action against the Pirates ... Notched a season-high 14 points to go with four rebounds and three steals in a 76-59 win over St. John's on Jan. 18 ... Dropped in 15 points to go with eight rebounds, three assists and three steals in an 89-83 loss at Connecticut on Jan. 21 ... Converted a critical old-fashioned 3-point play to help VU down USF 71-60 on Jan. 24 ... Ended the day with seven points and 11 rebounds ... Contributed nine points, eight rebounds and a pair of blocked shots in a 71-50 win over Cincinnati on Feb. 1 ... eStablished new career highs in points (19) and steals (five) to go with 10 rebounds in a 94-91 win at Providence on Feb. 4 ... Was limited to 13 minutes due to a left knee injury suffered early in the second half of a 102-84 win over Marquette ... Diagnosed with a hyperextension and bone bruise but returned to play 19 minutes and score six points in against West Virginia on Feb. 13.

	<u>Career Highs</u>	<u>2008-09</u>
Points	19 vs. Providence (2/4/09)	19 vs. Providence (2/4/09)
Rebounds	15, vs. Seton Hall (1/6/09)	15, vs. Seton Hall (1/6/09)
Assists	4, vs. Providence (3/8/08)	3 vs. UConn (1/21/09)
Steals	5 vs. Providence (2/4/09)	5 vs. Providence (2/4/09)
Blocks	2, three times, last vs. SHU	2, vs. Seton Hall (1/6/09)
Minutes:	40, vs. Providence (3/8/08)	36, vs. Seton Hall (1/6/09)
Field Goals	6, vs. Iowa (11/20/06)	5 vs. St. John's, UConn
3-PT Goals	5, vs. West Virginia (2/20/08)	3 vs. Providence (2/4/09)
Free Throws	8, vs. Providence (3/8/08)	6 vs. Providence (2/4/09)



**Shane Clark (#20)**  
**6-7 • 205**  
**Senior • Forward**  
**Philadelphia, Pa.**  
**Hargrave Military Academy**

**2008-09 Highlights:** Underwent arthroscopic surgery on his right knee on Nov. 6 at Bryn Mawr Hospital ... Returned to the lineup in 11 days to play 16 minutes off the bench in a 107-68 victory over Fordham at the Pavilion on Nov. 17 ... Contributed eight points in that outing ... Reached double figures for the first time this season with 10 points on 4-of-4 shooting from the field in a 71-48 win over Monmouth on Nov. 25 ... Contributed eight points and four rebounds in a 78-65 win over Rhode Island on Nov. 29 in the finals of the Philly Hoop Group Classic ... Led the Wildcats with seven rebounds in just 17 minutes of a 70-59 win at La Salle on Dec. 14 ... Added six points against the Explorers too ... Contributed seven points and two rebounds in a 62-45 win over Temple on Dec. 29 ... Departed the game against Louisville on Jan. 10 with just over five minute left and did not return after suffering a left ankle injury ... Returned to action against UConn after missing the St. John's game with a sprained right wrist ... Provided an important lift off the bench in a 70-61 win over USF on Feb. 24, scoring five points and collecting eight rebounds in 20 minutes ... Grabbed seven rebounds in 17 minutes of a 67-57 win over Pitt on Jan. 28 ... Made his first start of the season, adding four points and three rebounds, in a 71-50 win over Cincinnati on Feb. 1 ... Posted his first double-double of the season and sixth of his career in a 102-85 win over Syracuse on Feb. 10 ... Produced 16 points and seven rebounds with three assists in 26 minutes of a 102-84 win over Marquette on Feb. 10.

	<u>Career Highs</u>	<u>2008-09</u>
Points	25, vs. Stony Brook (11/9/07)	16 vs. Marquette (2/10/09)
Rebounds	12, three times (last on 11/18/07)	10 vs. Syracuse (2/7/09)
Assists	4, vs. George Mason (11/23/07)	3 vs. Syracuse, Marq.
Steals	3, vs. La Salle (12/29/07)	4 vs. URI (11/29/08)
Blocks	2, six times (last on 2/7/09)	2 vs. Syracuse (2/7/09)
Minutes:	36, two times (last on 12/9/08)	27 vs. Syracuse (2/7/09)
Field Goals	8, vs. Stony Brook (11/9/07)	6 vs. Syracuse, Marquette
3-PT Goals	4, two times (last on 11/9/07)	3 vs. Marquette (2/10/09)
Free Throws	8, vs. Providence (3/8/08)	2 vs. Fordham, Syracuse



**Jason Colenda (#4)**  
**6-0 • 205**  
**Junior • Guard**  
**Fairfax, Va.**  
**Bishop O'Connell**

**2008-09 Highlights:** Collected a career-high two rebounds against Houston Baptist on Dec. 4 ... Picked up two minutes in a 69-47 win over Penn at the Palestra on Dec. 2 ... Played a career-high six minutes, including his first ever time in the first half, in a 107-68 win over Fordham on Nov. 17 ... Added one rebound and one assist ... Did not score in one minute of action against Albany on Nov. 14 ... Came up with one steal in two minutes of action in the exhibition win over Northwood on Nov. 6.



**Dante Cunningham (#33)**  
**6-8 • 230**  
**Senior • Forward**  
**Silver Spring, Md.**  
**Potomac**

**2008-09 Highlights:** Tied a career-high with 31 points and to go with nine rebounds in a 102-87 win over Syracuse on Feb. 7 ... Posted his seventh double-double of the season and 12th of his career with 12 points and 11 rebounds in a 94-91 win at Providence on Feb. 4 ... Named to BIG EAST Honor Roll on Feb. 2 ... Notched a game-high 21 points to go with eight rebounds in a 71-50 win over Cincinnati on Feb. 1 ... Delivered 15 points and five rebounds to help VU down No. 3 Pitt 67-57 at the Wachovia Spectrum on Jan. 28 ... Also had two breathtaking blocked shots ... Despite foul woes that limited him to 19 minutes, he still led VU with 14 points and eight rebounds in a 70-61 win at the Sund Dome. Led the 'Cats with 17 points on 7-of-10 shooting from the field in a 76-57 win over St. John's on Jan. 18 ... Delivered 21 points and five rebounds in a 61-60 loss to Louisville on Jan. 10 ... The final point was the 1,000th of his Villanova career ... Chalked up his sixth double-double of the campaign with 21 points, 13 rebounds in a career-high 45 minutes against Seton Hall on Jan. 6 ... Dropped in 24 points to go with 10 rebounds in a 78-68 win over Navy on Dec. 22 ... Tied a career-high with four blocked shots in a 70-59 win at La Salle on Dec. 14 ... Provided a key steal in the final seconds to help preserve a 59-56 win over Saint Joseph's on Dec. 11 ... Produced 23 points and 11 rebounds in a 67-58 loss to No. 6 Texas on Dec. 9 in the Jimmy V Classic ... Named to the BIG EAST Conference honor roll for the second consecutive week on Dec. 1 ... Followed that up with a 20 point, 11 rebound effort in a 69-47 win over Penn on Dec. 2 ... Selected as most valuable player of the Philly Hoop Group Classic Independence bracket after scoring 19 points and collecting 12 rebounds in a 78-65 win over Rhode Island on Nov. 29 ... Named co-Philadelphia Big Five player of the week on Nov. 25 with Temple's Dionte Christmas ... Dropped in 12 points and seven rebounds in a Philly Hoop Group Classic victory over Towson at the Palestra on Nov. 28 ... Scored 19 points and added seven rebounds in a 71-48 victory over Monmouth on Nov. 25 at the Pavilion ... Established a new career high with 31 points in a 107-68 win over Fordham on Nov. 17 ... Also added 11 rebounds for his sixth career double-double ... Provided 13 points on 6-of-9 shooting from the field in a 78-60 victory over Albany on Nov. 14 ... Also added six rebounds and two steals ... Connected on 7-of-12 from the field for 15 points in a 102-84 win over Marquette on Feb. 10.


	<u>Career Highs</u>	<u>2008-09</u>
Points	N/A	
Rebounds	2 vs. HBU (12/4/08)	2 vs. HBU (12/4/08)
Assists	1 twice, last vs. Fordham	1 vs. Fordham (11/17/08)
Steals	N/A	
Blocks	N/A	
Minutes:	6 vs. Fordham (11/17/08)	6 vs. Fordham (11/17/08)
Field Goals	N/A	
3-PT Goals	N/A	
Free Throws	N/A	

	<u>Career Highs</u>	<u>2008-09</u>
Points	31 twice, last vs. Syracuse	31 twice, last vs. Syracuse
Rebounds	13, three times (last on 1/6/09)	13, vs. Seton Hall (1/6/09)
Assists	4, vs. Providence (3/8/08)	3 three times, last vs. SU
Steals	5, two times (last on 2/23/08)	4 vs. HBU, La Salle
Blocks	4 twice, last vs. La Salle	4 vs. La Salle (12/14/08)
Minutes:	45, vs. Seton Hall (1/6/09)	45, vs. Seton Hall (1/6/09)
Field Goals	12 vs. Syracuse (2/7/09)	12 vs. Syracuse (2/7/09)
3-PT Goals	1, vs. La Salle (12/23/06)	
Free Throws	13, vs. Seton Hall (2/9/08)	9 vs. Fordham (11/17/08)



**Corey Fisher (#10)**  
**6-1 • 185**  
**Sophomore • Guard**  
**Bronx, N.Y.**  
**St. Patrick's (N.J.)**

**2008-09 Highlights:** Added 17 points and three rebounds in a 93-72 loss at West Virginia on Feb. 13 ... Dropped in 21 points to go with four assists and one steal in a 102-84 victory over Marquette on Feb. 10 ... Gave VU's offense a lift with 14 points, six assists and three steals in a 102-87 win over Syracuse on Feb. 7 ... Came up with 12 points in just 16 minutes before fouling out in a 94-91 win at Providence on Feb. 4 ... His first half steal helped ignite a Villanova rally that helped the Wildcats earn a 71-50 win over Cincinnati on Feb. 1 ... Finished that afternoon with 11 points, two assists, and two steals ... Added nine points, including an old-fashioned 3-point play with 11:52 left to give the 'Cats a lead they would not relinquish in a 67-57 victory over No. 3 Pitt on Jan. 28 ... Chipped in with nine points and three assists in an 89-83 loss at No. 3 Connecticut on Jan. 21 ... Added 12 points on 5-of-7 shooting from the field in a 76-57 win over St. John's on Jan. 18 at the Pavilion ... Contributed 21 points and five rebounds in a 79-72 loss at Marquette in the BIG EAST Conference season opener ... Scored 19 of his 23 points to help key a second half rally in a 62-45 victory over Temple on Dec. 29 that wrapped up the Big Five title ... Gave the offense a lift with eight points and six assists off the bench in a 70-59 win at La Salle on Dec. 14 ... Earned a spot on the Philly Hoop Group Classic Independence bracket first team on Nov. 29 ... Scored 14 points in 24 minutes of VU's 78-65 win over Rhode Island at the Palestra ... Contributed 11 points, including a key y3-point field goal to end the first half as Villanova defeated Towson 64-47 on Nov. 28 ... Added 15 points, six rebounds and five assists in a 77-62 win over Niagara on Nov. 19 ... Dropped in 17 points and added four assists in a 107-68 win over Fordham on Nov. 17 at the Pavilion ... Added 10 points and five assists in 30 minutes of a 78-60 win over Albany on opening night (Nov. 14).



**Antonio Pena (#0)**  
**6-8 • 235**  
**Sophomore • Forward**  
**Brooklyn, N.Y.**  
**St. Thomas More**

**2008-09 Highlights:** Delivered 12 points and eight rebounds in an 89-83 loss to No. 3 Connecticut on Jan. 21 ... Came through with 13 points and nine rebounds in a 76-57 victory over St. John's on Jan. 18 at the Pavilion ... Produced 14 points and a team-high eight rebounds in a 61-60 loss to Louisville on Jan. 10 at the Wachovia Center ... Set new career highs with 12 rebounds and three blocked shots in a 78-68 win over Navy on Dec. 22 ... Established a new career-high with six assists (and zero turnovers) in a 70-59 win at La Salle on Dec. 14 ... Added eight rebounds and solid defense against Saint Joseph's center Ahmad Nivins in a 59-56 win over the Hawks on Dec. 11 at the Pavilion ... Chipped in with 10 points and six rebounds in a 78-65 win over Rhode Island on Nov. 29 at the Palestra ... Tied for team-high rebounds with seven to go with 12 points in a 64-47 win over Towson on Nov. 28 at the Palestra ... Delivered 10 points, six rebounds and three assists in a 107-68 win over Fordham on Nov. 17 ... Contributed 12 points and five rebounds in Villanova's 78-60 win over Albany at the Pavilion on Nov. 14.

	<u>Career Highs</u>	<u>2008-09</u>
Points	23 twice, last vs. Temple	23 vs. Temple (12/29/08)
Rebounds	6 twice, last vs. Penn (12/2/08)	6 vs. Niagara, Penn
Assists	8, vs. Marquette (2/25/08)	6 vs. La Salle, Syracuse
Steals	4, vs. Penn (12/1/08)	4 (vs. Albany 11/14/08)
Blocks		
Minutes:	37, vs. Seton Hall (2/9/08)	36 vs. Niagara (11/19/08)
Field Goals	9, vs. N.C. State (11/25/08)	7 vs. Temple (12/29/08)
3-PT Goals	5, vs. Syracuse (2/2/08)	4 vs. Temple (12/29/08)
Free Throws	9, two times (last on 3/21/08)	8 vs. Marquette (1/9/09)

	<u>Career Highs</u>	<u>2008-09</u>
Points	17, three times (last on 1/26/08)	13 vs. St. John's (1/18/09)
Rebounds	12 vs. Navy (12/22/08)	12 vs. Navy (12/22/08)
Assists	6 vs. La Salle (12/14/08)	6 vs. La Salle (12/14/08)
Steals	3, vs. Pittsburgh (1/6/08)	2 vs. HBU (12/4/08)
Blocks	3 vs. Navy (12/22/08)	3 vs. Navy (12/22/08)
Minutes:	34 three times, last vs. Lou.	34 twice, last vs. Louisville
Field Goals	8, vs. Notre Dame (1/26/08)	5 three times, last vs. UConn
3-PT Goals	1, two times (last on 12/9/08)	
Free Throws	7, vs. DePaul (1/16/08)	6 vs. Louisville (1/10/09)



**Reggie Redding (#15)**  
**6-5 • 205**  
**Junior • Guard**  
**Philadelphia, Pa.**  
**St. Joseph's Prep**

**2008-09 Highlights:** Tied a career high with six assists to go with six rebounds in a 102-84 win over Marquette on Feb. 10 ... Picked up his second double-double of the season with 12 points and 11 rebounds in a 94-91 win at Providence ... Also came up with a key blocked shot with 1:40 left in the game ... Established a new career high with 18 points, including 10-of-10 free throws, to help lead the 'Cats past No. 3 Pitt 67-57 on Jan. 28 ... He also snagged seven rebounds ... Contributed 11 points and six rebounds in a 70-61 over USF at the Sun Dome on Jan. 24 ... Added 12 points, four rebounds and two steals in an 89-83 loss at Connecticut on Jan. 21 ... Tied a career-high with four steals to go with five points, five rebounds and three assists in a 76-57 win over St. John's on Jan. 18 ... Supplied big baskets and superior defense against Jeremy Hazell in helping Villanova overcome Seton Hall on Jan. 6 ... Finished with 10 points, three rebounds and an assist in an 89-85 overtime victory ... Contributed seven points and two assists in a 70-59 win at La Salle on Dec. 14 ... Sank two critical baskets and converted two free throws in the final three minutes of VU's 59-56 win over Saint Joseph's on Dec. 11 ... Scored seven points and added four assists in a 67-58 loss to Texas on Dec. 9 at Madison Square Garden ... Established a new career high with 12 rebounds in a 78-65 win over Rhode Island on Nov. 29 ... Also did stellar work shadowing Rhodey sniper Jimmy Baron ... Collected a season-high six rebounds to go with five points in a 71-48 win over Monmouth on Nov. 25 ... Tied a career high with 14 points to go with four rebounds and stout defense against Niagara standout Tyrone Lewis in a 77-62 win over the Purple Eagles on Nov. 19 ... Scored nine points on 4-of-5 shooting from the field to go with four rebounds in a 107-68 triumph over Fordham on Nov. 17 ... Added 11 points and four rebounds in a 78-60 win over Albany on Nov. 14.



**Scottie Reynolds (#1)**  
**6-2 • 195**  
**Junior • Guard**  
**Herndon, Va.**  
**Herndon H.S.**

**2008-09 Highlights:** Named a pre-season All-BIG EAST choice ... His 27-point effort helped lead VU past Marquette 102-84 on Feb. 10 at the Pavilion ... Connected on 10-of-17 field goal attempts ... Delivered 31 points, including 13-of-15 at the line, to help VU pick up a 94-91 win at Providence on Feb. 4 ... Scored 10 second half points, including a critical 3-point goal from NBA range, to help VU get past No. 3 Pitt 67-57 on Jan. 28 ... Contributed 14 points and five assists in an 89-83 loss at Connecticut at the XL Center on Jan. 21 ... Scored nine points to go with five assists and only one turnover despite being limited to 20 minutes by foul trouble in a 76-57 win over St. John's on Jan. 18 ... Matched his career-best 40 point effort in an 89-85 overtime win at Seton Hall on Jan. 6 ... Connected on 10-of-17 from the field and 15-of-16 from the free throw line ... One of only two players in BIG EAST Conference history to record two 40-point efforts in a conference game (Eric Murdock of Providence was the other) ... Tied a season-high with 23 points in a 78-68 win over Navy on Dec. 22 at the Pavilion ... Also added three assists and one steal against the Mids ... His two free throws with 4.8 seconds left lifted VU to a 59-56 win over Saint Joseph's on Dec. 11 ... Finished with 18 points, six assists and two steals in the win ... Added six rebounds and six assists to go with 14 points in a 64-47 victory over Towson on Nov. 28 ... Led the 'Cats with 19 points in a 77-62 win over Niagara on Nov. 19 ... Delivered all 13 of his points in the second half against Albany on Nov. 14 in the season opener.

**Career Highs**

**2008-09**

Points	18 vs. Pittsburgh (1/28/09)	18 vs. Pittsburgh (1/28/09)
Rebounds	12 vs. URI (11/29/08)	12 vs. URI (11/29/08)
Assists	6, vs. Syracuse (2/2/08)	6 vs. Marquette (2/10/09)
Steals	4, two times (last on 1/6/08)	2 vs. Pittsburgh (1/28/09)
Blocks	3, vs. Syracuse (1/19/08)	1 vs. Pittsburgh, PC
Minutes:	38, vs. Bucknell (11/18/07)	35 vs. Providence (2/4/09)
Field Goals	6 vs. Providence (2/4/09)	6 vs. Providence (2/4/09)
3-PT Goals	2, four times, last vs. Niagara	2 vs. Niagara (11/19/08)
Free Throws	10 vs. Pittsburgh (1/28/09)	10 vs. Pittsburgh (1/28/09)

**Career Highs**

**2008-09**

Points	40 twice, last vs. Seton Hall	40, vs. Seton Hall (1/6/09)
Rebounds	8 vs. LSU (12/6//07)	6 three times, last vs. PC
Assists	10, vs. Louisville (2/3/07)	6 (vs. Albany, St. Joseph's)
Steals	4, six times, last vs. Niagara	4 vs. Niagara (11/19/08)
Blocks	1, six times (last on 12/4/08)	1 vs. HBU (12/4/08)
Minutes:	43, vs. Seton Hall (1/6/09)	43, vs. Seton Hall (1/6/09)
Field Goals	12, vs. Connecticut (2/28/07)	10, vs. Seton Hall, Marq.
3-PT Goals	7, vs. DePaul (1/6/07)	5, vs. SHU, Marquette
Free Throws	15, vs. Seton Hall (1/6/09)	15, vs. Seton Hall (1/6/09)



**Corey Stokes (#24)**


**6-5 • 195**

**Sophomore • Guard**

**Bayonne, N.J.**

**St. Benedict's**

**2008-09 Highlights:** Contributed 15 points and five rebounds in a 93-72 loss at West Virginia on Feb. 13 ... Established a new career-high with five assists in VU's 102-84 triumph over Marquette on Feb. 10 ... Produced a new career high in rebounds with nine in a 102-87 win over Syracuse on Feb. 7 to go with 16 points and three assists ... Chipped in with nine points to help VU down Cincinnati 71-50 on Feb. 1 ... Added seven key second half points in a 70-61 triumph over USF on Jan. 24 ... Finished with 10 points and two rebounds ... Produced 12 points and two rebounds in an 89-83 loss to No. 3 UConn on Jan. 21 in Hartford ... Scored 18 points to help lead VU past La Salle 70-59 on Dec. 14 ... Recorded a career-high 22 points and dropped in 6-of-9 from 3-point territory in a 93-57 victory over Houston Baptist on Dec. 4 ... Connected on 4-of-6 from beyond the 3-point arc and finished with 14 points and five rebounds in a 69-47 win over Penn on Dec. 2 ... Dropped in a season-high 18 points against Monmouth on Nov. 25 and also established a new career high in rebounds with seven ... Was hampered by a sprained left thumb injury sustained on Nov. 17 in the 77-62 win over Niagara ... Still contributed eight points in 27 minutes ... Was 3-of-3 from beyond the arc en route to 17 points in a 107-68 win over Fordham on Nov. 17 ... Also collected a career-high eight rebounds ... Chipped in with 13 points, including 3-of-4 from beyond the 3-point arc, in a 78-60 victory over Albany on Nov. 14 at the Pavilion.



**Frank Tchuisi (#42)**

**6-8 • 215**

**Junior • Forward**

**Douala, Cameroon**

**St. Benedict's**

**2008-09 Highlights:** Scored two points and added a rebound in five minutes of action against Connecticut on Jan. 21 ... Picked up a blocked shot in four minutes of action in a 76-59 win over St. John's on Jan. 18 ... Sank a pair of free throws in a 70-59 win at La Salle on Dec. 14 ... Scored one point and added a rebound in a 93-57 win over Houston Baptist on Dec. 4 ... Collected two rebounds in four minutes of 69-47 win over Penn on Dec. 2 ... Set a new career high with five rebounds in a 64-47 win over Towson on Nov. 28 at the Palestra ... Scored two points on a pair of free throws in eight minutes in a 71-48 victory over Monmouth on Nov. 25 ... Played five minutes and corraled one rebound in a 77-62 victory over Niagara on Nov. 19 ... Posted new career highs in points (4) and minutes (14) in a 107-68 win over Fordham on Nov. 17 ... Came off the bench to play a career-high 11 minutes in the Nov. 14 season opening victory over Albany ... Added two points and three rebounds.

**Career Highs**

**2008-09**

Points	22 vs. HBU (12/4/08)	22 vs. HBU (12/4/08)
Rebounds	8 vs. Syracuse (2/7/09)	8 vs. Syracuse (2/7/09)
Assists	3 four times, last vs. Syracuse	3 three times, last vs. Syr.
Steals	2, two times (last on 3/12/08)	1 three times, last vs. Lou
Blocks	2 vs. Marquette (1/9/09)	2 vs. Marquette (1/9/09)
Minutes:	34, vs. Siena (3/23/08)	31 vs. Fordham (11/17/08)
Field Goals	8, vs. Siena (3/23/08)	7 vs. HBU (12/4/08)
3-PT Goals	6 vs. HBU (12/4/08)	6 vs. HBU (12/4/08)
Free Throws	7 vs. Syracuse (2/7/09)	7 vs. Syracuse (2/7/09)

**Career Highs**

**2008-09**

Points	4 vs. Fordham (11/17/08)	4 vs. Fordham (11/17/08)
Rebounds	5 vs. URI (11/29/08)	5 vs. URI (11/29/08)
Assists	1, vs. La Salle (12/22/05)	
Steals	1, vs. La Salle (12/22/05)	
Blocks	2, vs. Penn (12/2/06)	1 vs. St. John's (1/18/09)
Minutes:	14 vs. Fordham (11/17/08)	14 vs. Fordham (11/17/08)
Field Goals	2 vs. Fordham (11/17/08)	2 vs. Fordham (11/17/08)
3-PT Goals		
Free Throws	2 twice, last vs. Monmouth	2 vs. Monmouth, La Salle



**Russell Wooten (#23)**  
**6-4 • 210**  
**Junior • Forward**  
**Chula Vista, Calif.**  
**St. Augustine**

**2008-09 Highlights:** Saw his first career BIG EAST action with one minute against St. John's in a 76-57 win on Jan. 18 .. Appeared for three minutes in a 71-48 win over Monmouth on Nov. 25 ... Saw five minutes of action with one rebound in a 107-68 win over Fordham on Nov. 17 ... Appeared as a Wildcat for the first time and picked up his first career rebound in a 78-60 win over Albany.



**Taylor King (#31)**  
**6-6 • 230**  
**Redshirt Freshman • Forward**  
**Huntington Beach, Calif.**  
**Santa Ana Mater Dei**

**2008-09 Highlights:** Will sit out the season as a redshirt after transferring from Duke.

**Career Highs (Duke)**

Points 27, vs. E. Kentucky (11/25/07)  
 Rebounds 6, twice (last on 2/23/08)  
 Assists 3, vs. N.C. Central (11/9/07)  
 Steals 3, vs. E. Kentucky (11/25/07)  
 Blocks 2, three times (last on 1/16/08)  
 Minutes: 21, vs. E. Kentucky (11.25/07)  
 Field Goals 9, vs. E. Kentucky (11/25/07)  
 3-PT Goals 6, vs. E. Kentucky (11/25/07)  
 Free Throws 4, vs. Temple (1/9/08)



**Maurice Sutton (#21)**  
**6-11 • 215**  
**Freshman • Forward/Center**  
**Upper Marlboro, Md.**  
**Largo**

**2008-09 Highlights:**

**2008-09/Career Highs**

Points  
 Rebounds 1 twice, last vs. Fordham (11/17/08)  
 Assists  
 Steals  
 Blocks  
 Minutes: 5 vs. Fordham (11/17/08)  
 Field Goals  
 3-PT Goals  
 Free Throws



# 2008-09 MEN'S BASKETBALL GAME NOTES

## No. 23 Villanova 78, Albany 60 November 14, 2008 ~ The Pavilion ~ Villanova, Pa.

VISITORS: Albany 0-1

##	Player Name	TOT-FG		3-PT	REBOUNDS		FT-FTA	OF	DE	TOT	PF	TP	A	TO	BLK	S	MIN
		FG	FGA		FG	FGA											
03	HARRIS, Will.....	f	5-12	2-6	1-1	1	2	3	2	13	5	3	0	1	0	1	34
33	CONNELLY, Brian.....	f	2-4	0-0	0-0	1	1	2	4	4	1	2	0	2	0	2	26
54	GIFFORD, Brett.....	c	2-2	0-0	0-0	3	4	7	3	4	0	2	1	0	1	0	24
11	RAFFA, Anthony.....	g	5-9	2-3	1-2	2	3	5	1	13	0	4	0	1	0	1	24
23	AMBROSE, Tim.....	g	4-9	0-3	0-3	2	3	5	2	8	2	4	0	1	0	1	20
01	ALLEN, Billy.....	g	1-1	1-1	0-0	0	0	0	1	3	0	0	0	1	0	1	4
05	HASTINGS, Jerrel.....	g	0-0	0-0	4-6	1	0	1	1	4	0	0	0	0	0	0	13
12	McRAE, Scotty.....	g	2-4	1-2	1-1	0	2	2	0	6	0	2	2	1	1	1	9
21	JOHNSON, Mike.....	g	0-5	0-2	1-3	0	1	1	3	3	1	2	0	1	0	1	22
32	BARRAZA, Louis.....	g	1-5	1-3	0-0	0	0	0	2	3	1	0	0	0	0	0	11
42	COVINGTON, Jimmie.....	g	0-0	0-0	1-2	0	0	0	1	1	0	1	0	1	0	0	13
TEAM						2	2	4									
Totals			22-51	7-20	9-18	12	18	30	20	60	12	20	3	8	200		

TOTAL FG% 1st Half: 8-24 33.3% 2nd Half: 14-27 51.9% Game: 43.1% DEADB  
 3-Pt. FG% 1st Half: 3-11 27.3% 2nd Half: 4-9 44.4% Game: 35.0% REBS  
 F Throw % 1st Half: 5-7 71.4% 2nd Half: 4-11 36.4% Game: 50.0% 1

HOME TEAM: Villanova 1-0

##	Player Name	TOT-FG		3-PT	REBOUNDS		FT-FTA	OF	DE	TOT	PF	TP	A	TO	BLK	S	MIN
		FG	FGA		FG	FGA											
00	PENA, Antonio.....	f	5-7	0-0	2-4	2	3	5	0	12	2	2	1	0	0	28	
33	CUNNINGHAM, Dante.....	f	6-9	0-0	1-3	3	3	6	2	13	3	2	0	1	0	30	
01	REYNOLDS, Scottie.....	g	4-11	2-6	3-3	0	1	1	3	13	6	1	0	2	0	30	
10	FISHER, Corey.....	g	3-6	0-2	4-4	0	2	2	3	10	5	3	0	4	0	30	
24	STOKES, Corey.....	g	4-6	3-4	2-2	0	0	0	3	13	0	1	0	0	0	26	
04	COLEMDA, Jason.....	g	0-0	0-0	0-0	0	0	0	0	0	0	0	0	0	0	1	
05	DRUMMOND, Casiem.....	g	1-1	0-0	2-2	1	4	5	4	4	0	1	1	0	0	17	
15	REDDING, Reggie.....	g	4-7	1-3	2-2	0	4	4	1	11	2	1	0	1	0	26	
23	WOOTEN, Russell.....	g	0-0	0-0	0-0	0	1	1	0	0	0	0	0	0	0	1	
42	TCHUISI, Frank.....	g	1-4	0-0	0-1	0	3	3	2	2	0	2	0	0	0	11	
TEAM						1	5	6									
Totals			28-51	6-15	16-21	8	25	33	19	78	18	14	2	8	200		

TOTAL FG% 1st Half: 17-29 58.6% 2nd Half: 11-22 50.0% Game: 54.9% DEADB  
 3-Pt. FG% 1st Half: 2-6 33.3% 2nd Half: 4-9 44.4% Game: 35.0% REBS  
 F Throw % 1st Half: 4-7 57.1% 2nd Half: 12-14 85.7% Game: 76.2% 2

Officials: Reggie Greenwood, Tim Clougherty, John Gaffney  
 Technical fouls: Albany-None. Villanova-None.  
 Attendance: 6500

Score by Periods	1st	2nd	Total
Albany.....	24	36	60
Villanova.....	40	38	78

## No. 23 Villanova 107, Fordham 68 November 17, 2008 ~ The Pavilion ~ Villanova, Pa.

VISITORS: Fordham 0-2

##	Player Name	TOT-FG		3-PT	REBOUNDS		FT-FTA	OF	DE	TOT	PF	TP	A	TO	BLK	S	MIN
		FG	FGA		FG	FGA											
50	BETHEL, Chris.....	f	4-13	0-3	1-2	4	7	11	5	9	0	0	1	0	0	27	
01	FONTAN, Jio.....	g	5-10	1-3	2-3	3	0	3	4	13	5	4	0	0	0	29	
03	BLUE, Trey.....	g	3-5	2-3	3-3	0	0	0	5	11	1	2	0	0	0	18	
04	TANNER, Herb.....	g	2-6	1-2	2-2	1	2	3	3	7	2	1	0	1	0	33	
24	BUTLER, Brenton.....	g	6-19	3-11	2-2	2	2	4	2	17	4	2	0	0	0	35	
14	HAGE, Ryan.....	g	0-0	0-0	0-0	0	0	0	0	0	0	0	0	0	0	1	
15	THOMAS, Lamar.....	g	0-0	0-0	0-0	0	0	0	0	0	0	0	0	0	0	2	
20	BECK, Matt.....	g	0-0	0-0	0-0	0	0	0	0	0	0	0	0	0	0	1	
21	ESTWICK, Alberto.....	g	2-5	1-2	2-2	1	0	1	0	7	0	2	0	0	0	22	
23	MOORE, Mike.....	g	1-6	0-2	0-0	0	0	0	3	2	0	0	0	0	0	8	
25	WING, Zach.....	g	0-0	0-0	0-2	0	2	2	2	2	0	0	0	0	0	17	
44	DEVINE, Luke.....	g	0-1	0-0	2-2	0	1	1	1	2	0	0	1	0	0	7	
TEAM						1	2	3									
Totals			23-65	8-26	14-18	12	16	28	25	68	12	11	2	1	200		

TOTAL FG% 1st Half: 12-36 33.3% 2nd Half: 11-29 37.9% Game: 35.4% DEADB  
 3-Pt. FG% 1st Half: 5-19 26.3% 2nd Half: 3-7 42.9% Game: 30.8% REBS  
 F Throw % 1st Half: 9-12 75.0% 2nd Half: 5-6 83.3% Game: 77.8% 1

HOME TEAM: Villanova 2-0

##	Player Name	TOT-FG		3-PT	REBOUNDS		FT-FTA	OF	DE	TOT	PF	TP	A	TO	BLK	S	MIN
		FG	FGA		FG	FGA											
00	PENA, Antonio.....	f	4-5	0-0	2-2	3	3	6	3	10	3	2	1	0	0	24	
33	CUNNINGHAM, Dante.....	f	11-17	0-0	9-12	6	5	11	2	31	1	1	1	1	1	29	
01	REYNOLDS, Scottie.....	g	3-9	1-4	4-4	1	3	4	3	11	7	1	0	2	0	22	
10	FISHER, Corey.....	g	4-10	2-4	7-8	0	2	2	3	17	4	1	0	2	0	30	
24	STOKES, Corey.....	g	4-6	3-3	6-6	1	7	8	2	17	2	1	0	1	0	31	
04	COLEMDA, Jason.....	g	0-0	0-0	0-0	0	1	1	0	0	0	0	0	0	0	6	
15	REDDING, Reggie.....	g	4-5	1-2	0-0	0	4	4	4	9	4	1	0	0	0	23	
20	CLARK, Shane.....	g	3-5	0-1	2-2	0	1	1	3	8	1	1	0	0	0	16	
23	WOOTEN, Russell.....	g	0-0	0-0	0-0	0	1	0	1	0	0	0	0	0	0	5	
42	TCHUISI, Frank.....	g	2-3	0-0	0-2	0	1	1	2	4	0	0	0	0	0	14	
TEAM						6	6										
Totals			35-60	7-14	30-36	12	33	45	23	107	23	9	2	6	200		

TOTAL FG% 1st Half: 18-32 56.3% 2nd Half: 17-28 60.7% Game: 58.3% DEADB  
 3-Pt. FG% 1st Half: 4-8 50.0% 2nd Half: 3-6 50.0% Game: 50.0% REBS  
 F Throw % 1st Half: 16-19 84.2% 2nd Half: 14-17 82.4% Game: 83.3% 3

Officials: Pat Driscoll, Jeff Clark, James Breeding  
 Technical fouls: Fordham-FONTAN, Jio. Villanova-REDDING, Reggie.  
 Attendance: 6500

Score by Periods	1st	2nd	Total
Fordham.....	38	30	68
Villanova.....	56	51	107

CUNNINGHAM --> CAREER HIGH POINTS

## No. 23 Villanova 77, Niagara 62 November 19, 2008 ~ The Pavilion ~ Villanova, Pa. Philly Hoop Group Classic

VISITORS: Niagara 1-1

##	Player Name	TOT-FG		3-PT	REBOUNDS		FT-FTA	OF	DE	TOT	PF	TP	A	TO	BLK	S	MIN
		FG	FGA		FG	FGA											
22	Benn, Bilal.....	f	3-10	0-3	5-8	2	6	8	4	11	3	3	0	2	0	40	
25	Egemonye, Benson.....	c	1-7	0-0	4-5	4	4	8	5	6	0	3	0	0	0	22	
01	Garrison, Rob.....	g	6-11	2-6	1-2	0	4	4	3	15	2	3	0	2	31		
02	Lewis, Tyrone.....	g	5-11	4-9	2-2	0	1	1	2	16	1	1	0	4	37		
31	Nelson, Anthony.....	g	2-8	0-2	2-4	1	1	2	5	6	2	4	0	3	35		
05	Cooley, Austin.....	g	0-1	0-1	0-0	0	0	0	0	0	0	1	0	0	0	3	
30	Williamson, Demetrius.....	g	0-1	0-0	0-0	1	0	1	0	0	0	0	0	0	0	8	
32	Gordon, Kamau.....	g	1-1	0-0	2-3	0	2	2	5	4	2	2	0	0	0	12	
35	Edwards, Kashief.....	g	2-2	0-0	0-1	0	1	1	2	4	0	1	1	0	0	12	
TEAM						3	2	5	1								
Totals			20-52	6-21	16-25	11	21	32	27	62	10	19	1	11	200		

TOTAL FG% 1st Half: 11-28 39.3% 2nd Half: 9-24 37.5% Game: 38.5% DEADB  
 3-Pt. FG% 1st Half: 3-10 30.0% 2nd Half: 3-11 27.3% Game: 28.6% REBS  
 F Throw % 1st Half: 5-6 83.3% 2nd Half: 11-19 57.9% Game: 64.0% 6

HOME TEAM: Villanova 3-0

##	Player Name	TOT-FG		3-PT	REBOUNDS		FT-FTA	OF	DE	TOT	PF	TP	A	TO	BLK	S	MIN
		FG	FGA		FG	FGA											
00	PENA, Antonio.....	f	2-2	0-0	4-6	2	5	7	5	8	0	2	0	1	0	21	
33	CUNNINGHAM, Dante.....	f	3-3	0-0	5-6	2	1	3	5	11	1	2	0	1	0	23	
01	REYNOLDS, Scottie.....	g	4-14	2-5	9-10	0	4	4	1	19	2	5	0	4	36		
10	FISHER, Corey.....	g	4-12	1-5	6-10	0	6	6	2	15	5	2	0	3	36		
15	REDDING, Reggie.....	g	5-10	2-4	2-2	1	3	4	1	14	3	2	0	0	0	34	
04	COLEMDA, Jason.....	g	0-0	0-0	0-0	0	0	0	0	0	0	0	0	0	0	1	
05	DRUMMOND, Casiem.....	g	0-0	0-0	0-0	0	0	0	0	0	0	0	0	0	0	2	
20	CLARK, Shane.....	g	1-2	0-0	0-0	1	0	1	5	2	0	1	0	0	0	14	
23	WOOTEN, Russell.....	g	0-0	0-0	0-0	0	0	0	0	0	0	0	0	0	0	1	
24	STOKES, Corey.....	g	2-4	2-4	2-4	0	3	3	2	8	0	0	0	1	27		
42	TCHUISI, Frank.....	g	0-1	0-0	0-0	0	1	1	1	0	0	1	0	0	0	5	
TEAM						4	1	5									



# 2008-09 MEN'S BASKETBALL GAME NOTES

## No. 20 Villanova 64, Towson 47 November 28, 2008 ~ The Palestra ~ Philadelphia, Pa. Philly Hoop Group Classic

VISITORS: Towson 3-2

##	Player Name	TOT-FG			3-PT			REBOUNDS			TP	A	TO	BLK	S	MIN
		FG-FGA	FG-FGA	FT-FTA	OF	DE	TOT	PF								
22	SMITH, Jarrel.....	f	1-5	0-1	0-0	1	3	4	1	2	0	1	0	0	26	
24	HAIRSTON, Junior....	f	4-12	2-5	1-3	3	3	6	0	11	1	1	1	0	33	
25	NWANKWO, Robert.....	f	2-5	0-0	3-9	2	5	7	2	7	0	0	3	1	28	
20	MORRIS, Brian.....	g	2-7	1-5	2-2	0	4	4	2	7	5	3	0	2	32	
32	FRANKLIN, Troy.....	g	1-6	0-5	0-0	0	2	2	5	2	4	4	0	1	23	
03	CROSSIN, Tim.....	g	1-1	1-1	0-0	0	0	0	0	3	0	0	0	0	2	
04	COLEMAN, Rocky.....	g	0-0	0-0	0-0	0	0	0	0	0	0	0	0	0	2	
23	THORNTON, Josh.....	g	2-12	1-10	0-0	0	0	0	3	5	1	3	0	1	25	
33	LEE, Calvin.....	g	4-6	0-0	0-0	2	0	2	3	8	1	0	0	1	28	
35	DURANT, Tony.....	g	1-1	0-0	0-0	1	1	2	1	2	0	1	0	0	3	
TEAM.....						5	3	8								
Totals.....			18-55	5-27	6-14	14	21	35	17	47	12	13	4	6	202	

TOTAL FG% 1st Half: 11-30 36.7% 2nd Half: 7-25 28.0% Game: 32.7% DEADB  
 3-Pt. FG% 1st Half: 3-16 18.8% 2nd Half: 2-11 18.2% Game: 18.5% REBS  
 F Throw % 1st Half: 3-5 60.0% 2nd Half: 3-9 33.3% Game: 42.9% 2

HOME TEAM: Villanova 5-0

##	Player Name	TOT-FG			3-PT			REBOUNDS			TP	A	TO	BLK	S	MIN
		FG-FGA	FG-FGA	FT-FTA	OF	DE	TOT	PF								
00	PENA, Antonio.....	f	4-5	0-0	4-4	3	4	7	2	12	2	0	1	1	28	
33	CUNNINGHAM, Dante...	f	4-8	0-0	4-4	1	6	7	2	12	0	1	1	2	30	
01	REYNOLDS, Scottie...	g	5-9	3-7	1-2	2	4	6	1	14	6	4	1	1	31	
10	FISHER, Corey.....	g	4-8	2-4	1-3	1	1	2	1	11	1	1	0	2	28	
24	STOKES, Corey.....	g	3-12	2-10	0-0	1	3	4	3	8	3	0	0	2	30	
04	COLEMAN, Jason.....	g	0-0	0-0	0-0	0	0	0	0	0	0	0	0	0	1	
15	REDDING, Reggie.....	g	1-6	0-2	0-2	3	3	6	2	2	3	5	0	0	28	
20	CLARK, Shane.....	g	1-3	0-1	0-2	0	2	2	1	2	2	2	0	0	15	
23	WOOTEN, Russell.....	g	0-0	0-0	0-0	0	0	0	0	0	0	0	0	0	1	
42	TCHUISI, Frank.....	g	1-2	0-0	1-2	3	2	5	1	3	0	0	0	0	8	
TEAM.....						1	3	4							1	
Totals.....			23-53	7-24	11-19	15	28	43	13	64	17	14	3	8	200	

TOTAL FG% 1st Half: 11-23 47.8% 2nd Half: 12-30 40.0% Game: 43.4% DEADB  
 3-Pt. FG% 1st Half: 5-12 41.7% 2nd Half: 2-12 16.7% Game: 29.2% REBS  
 F Throw % 1st Half: 6-11 54.5% 2nd Half: 5-8 62.5% Game: 57.9% 2,1

Officials: Pat Driscoll, Jeff Clark, Tim Clougherty

Technical fouls: Towson-None. Villanova-None.

Attendance: 4713

Score by Periods

	1st	2nd	Total
Towson.....	28	19	- 47
Villanova.....	33	31	- 64

## No. 20 Villanova 78, Rhode Island 65 November 29, 2008 ~ The Palestra ~ Philadelphia, Pa. Philly Hoop Group Classic

VISITORS: Rhode Island 5-2

##	Player Name	TOT-FG			3-PT			REBOUNDS			TP	A	TO	BLK	S	MIN
		FG-FGA	FG-FGA	FT-FTA	OF	DE	TOT	PF								
21	JAMES, Delroy.....	f	1-3	0-0	0-2	2	2	4	5	2	1	1	1	1	13	
33	SEAWRIGHT, Kahiemi...	f	3-9	0-0	1-4	5	3	8	4	7	2	1	0	0	31	
05	JONES, Marquis.....	g	2-5	1-3	0-0	2	0	2	3	5	2	3	0	0	30	
20	BARON, Jimmy.....	g	8-15	2-5	5-6	1	0	1	2	23	1	4	0	0	34	
22	COTHRAN, Keith.....	g	5-15	0-4	2-2	0	4	4	4	12	4	2	0	0	33	
01	MEJIA, Stevie.....	g	0-0	0-0	2-2	0	2	2	1	2	0	1	0	0	7	
02	EAVES, Ben.....	g	2-3	0-1	2-3	1	2	3	0	6	0	0	0	0	10	
15	ULMER, Lamonte.....	g	0-1	0-0	2-4	0	2	2	1	2	0	2	1	1	19	
32	MARTELL, Will.....	g	1-2	0-0	4-4	0	2	2	3	6	0	0	1	0	19	
54	FRANCIS, Jason.....	g	0-0	0-0	0-0	0	0	0	0	0	0	0	0	0	4	
TEAM.....						2	1	3	1							
Totals.....			22-53	3-13	18-27	13	21	34	25	65	10	14	3	2	200	

TOTAL FG% 1st Half: 11-22 50.0% 2nd Half: 11-31 35.5% Game: 41.5% DEADB  
 3-Pt. FG% 1st Half: 3-6 50.0% 2nd Half: 0-7 0.0% Game: 23.1% REBS  
 F Throw % 1st Half: 8-13 61.5% 2nd Half: 10-14 71.4% Game: 66.7% 5

HOME TEAM: Villanova 6-0

##	Player Name	TOT-FG			3-PT			REBOUNDS			TP	A	TO	BLK	S	MIN
		FG-FGA	FG-FGA	FT-FTA	OF	DE	TOT	PF								
00	PENA, Antonio.....	f	3-9	0-1	4-4	4	2	6	4	10	1	0	1	0	27	
33	CUNNINGHAM, Dante...	f	6-15	0-0	7-8	2	10	12	2	19	1	0	3	1	37	
01	REYNOLDS, Scottie...	g	3-9	1-4	6-8	0	1	1	3	13	3	2	0	1	30	
10	FISHER, Corey.....	g	5-8	0-1	4-5	0	0	0	3	14	1	2	0	1	24	
24	STOKES, Corey.....	g	1-5	0-2	1-1	0	0	0	4	3	2	0	0	0	23	
04	COLEMAN, Jason.....	g	0-0	0-0	0-0	0	0	0	0	0	0	0	0	0	1	
15	REDDING, Reggie.....	g	3-8	1-4	4-5	7	5	12	3	11	3	1	0	1	31	
20	CLARK, Shane.....	g	4-8	0-3	0-0	2	2	4	2	8	2	2	0	2	25	
42	TCHUISI, Frank.....	g	0-0	0-0	0-0	0	0	0	0	0	0	0	0	0	2	
TEAM.....						3	2	5								
Totals.....			25-62	2-15	26-31	18	22	40	21	78	11	9	4	6	200	

TOTAL FG% 1st Half: 14-35 40.0% 2nd Half: 11-27 40.7% Game: 40.3% DEADB  
 3-Pt. FG% 1st Half: 1-9 11.1% 2nd Half: 1-6 16.7% Game: 13.3% REBS  
 F Throw % 1st Half: 11-14 78.6% 2nd Half: 1-6 16.7% Game: 83.9% 3

Officials: Bob Donato, Bill McCarthy, Brian O'Connell

Technical fouls: Rhode Island-TEAM. Villanova-None.

Attendance: 6101

Score by Periods

	1st	2nd	Total
Rhode Island.....	33	32	- 65
Villanova.....	40	38	- 78

## No. 17 Villanova 69, Penn 47 December 2, 2008 ~ The Palestra ~ Philadelphia, Pa.

VISITORS: Villanova 7-0

##	Player Name	TOT-FG			3-PT			REBOUNDS			TP	A	TO	BLK	S	MIN
		FG-FGA	FG-FGA	FT-FTA	OF	DE	TOT	PF								
00	PENA, Antonio.....	f	2-6	0-0	4-6	2	2	4	5	8	2	3	0	0	24	
33	CUNNINGHAM, Dante...	f	8-15	0-1	4-4	4	7	11	1	20	2	2	3	1	33	
01	REYNOLDS, Scottie...	g	3-9	2-6	2-2	1	2	3	0	10	4	3	0	0	35	
10	FISHER, Corey.....	g	3-9	0-2	1-2	1	5	6	3	7	4	2	0	3	28	
24	STOKES, Corey.....	g	5-8	4-6	0-0	2	3	5	1	14	1	1	1	1	25	
04	COLEMAN, Jason.....	g	0-0	0-0	0-0	0	0	0	0	0	0	0	0	0	2	
15	REDDING, Reggie.....	g	1-6	0-1	0-0	2	4	6	3	2	2	0	1	1	26	
20	CLARK, Shane.....	g	1-4	0-1	3-3	3	1	4	2	5	0	2	0	0	15	
22	ANDERSON, Dwayne.....	g	1-1	1-1	0-0	0	1	1	0	3	0	1	0	0	7	
23	WOOTEN, Russell.....	g	0-0	0-0	0-0	0	0	0	0	0	0	0	0	0	1	
42	TCHUISI, Frank.....	g	0-1	0-0	0-0	1	1	2	1	0	0	1	0	0	4	
TEAM.....						3	2	5								
Totals.....			24-59	7-18	14-17	19	28	47	16	69	15	15	5	6	200	

TOTAL FG% 1st Half: 12-24 50.0% 2nd Half: 12-35 34.3% Game: 40.7% DEADB  
 3-Pt. FG% 1st Half: 4-11 36.4% 2nd Half: 3-7 42.9% Game: 38.9% REBS  
 F Throw % 1st Half: 8-8 100% 2nd Half: 6-9 66.7% Game: 82.4% 1,1

HOME TEAM: Penn 1-5

##	Player Name	TOT-FG			3-PT			REBOUNDS			TP	A	TO	BLK	S	MIN
		FG-FGA	FG-FGA	FT-FTA	OF	DE	TOT	PF								
24	Eggleston, Jack.....	f	4-6	0-0	0-0	1	2	3	3	8	2	2	1	3	32	
42	Votel, Brennan.....	f	2-3	0-0	0-0	0	3	3	3	4	2	1	0	0	13	
01	Rosen, Zack.....	g	0-3	0-3	0-0	0	1	1	4	0	2	3	0	0	21	
03	Bernardini, Tyler.....	g	4-11	1-5	3-4	1	1	2	0	12	1	1	0	0	29	
32	Cofield, Remy.....	g	0-4	0-2	3-4	0	1	1	1	3	3	2	0	2	18	
13	Schreiber, Andreas...	g	0-4	0-1	2-2	0	1	1	3	2	1	1	0	1	14	
14	Loughery, Larry.....	g	0-1	0-0	0-3	0	1	1	0	0	1	1	0	1	17	
15	Egee, Kevin.....	g	1-6	0-2	1-1	0	0	0	1	3	0	0	0	0	23	
22	Gaines, Harrison.....	g	5-11	2-3	2-2	0	2	2	0	14	0	1	0	0	27	
30	Belcore, Rob.....	g	0-0	0-0	0-0	0	0	0	0	0	0	1	0	0	2	
44	Turley, Conor.....	g	0-0	0-0	1-2	0	1	1	1	1	0	0	0	1	4	
TEAM.....						4	5	9								
Totals.....			16-49	3-16	12-18	6	18	24	16	47	12	13	1	8	200	

TOTAL FG% 1st Half: 9-26 34.6% 2nd Half: 7-23 30.4% Game: 32.7% DEADB  
 3-Pt. FG% 1st Half: 3-6 50.0% 2nd Half: 0-10 0.0% Game: 18.8% REBS  
 F Throw % 1st Half: 3-4 75.0% 2nd Half: 9-14 64.3% Game: 66.7% 4

Officials: Jim Haney, Michael Stephens, Wally Rutecki

Technical fouls: Villanova-None. Penn-None.

Attendance: 5328

Score by Periods

	1st	2nd	Total
Villanova.....	36	33	- 69
Penn.....	24	23	- 47

## No. 17 Villanova 93, Houston Baptist 57 December 4, 2008 ~ The Pavilion ~ Vill



# 2008-09 MEN'S BASKETBALL GAME NOTES

## No. 6 Texas 67, No. 15 Villanova 58

December 9, 2008 ~ Madison Square Garden ~ New York, N.Y.

### Jimmy V Classic

VISITORS: Texas

##	Player Name	TOT-FG			3-PT			REBOUNDS				MIN	
		FG-FGA	FG-FGA	FT-FTA	OF	DE	TOT	PF	TP	A	BLK		S
32	Atchley, Connor..... f	0-3	0-2	0-0	0	0	0	4	0	0	2	0	15
34	Pittman, Dexter..... c	3-3	0-0	2-4	0	1	1	3	8	0	2	1	15
03	Abrams, A.J..... g	8-18	4-9	6-9	0	2	2	26	4	0	0	1	36
05	James, Damion..... g	7-11	2-3	0-2	2	4	6	4	16	2	0	1	29
24	Mason, Justin..... g	1-4	0-0	1-2	0	1	1	3	3	7	2	1	34
01	Johnson, Gary..... g	3-11	0-0	1-5	4	3	7	1	7	0	1	3	25
04	Balbay, Dogus..... g	0-0	0-0	0-0	0	0	0	2	0	1	3	0	8
50	Ward, Varez..... g	2-6	0-1	1-2	3	5	8	3	5	1	3	0	21
53	Chapman, Clint..... g	1-4	0-0	0-0	3	3	6	1	2	1	0	1	16
TEAM.....						4		4		8			
Totals.....		25-60	6-15	11-24	16	23	39	23	67	16	13	7	5 199

TOTAL FG% 1st Half:	13-29 44.8%	2nd Half:	12-31 38.7%	Game:	41.7%	DEADB
3-Pt. FG% 1st Half:	3-7 42.9%	2nd Half:	3-8 37.5%	Game:	40.0%	REBS
F Throw % 1st Half:	3-6 50.0%	2nd Half:	8-18 44.4%	Game:	45.8%	7

HOME TEAM: Villanova

##	Player Name	TOT-FG			3-PT			REBOUNDS				MIN	
		FG-FGA	FG-FGA	FT-FTA	OF	DE	TOT	PF	TP	A	BLK		S
00	PENA, Antonio..... f	0-0	0-0	0-2	0	0	0	1	0	0	2	0	9
33	CUNNINGHAM, Dante... f	9-14	0-1	5-7	1	11	12	2	23	1	2	2	38
01	REYNOLDS, Scottie... g	2-7	0-2	6-7	2	3	5	5	10	5	4	0	38
10	FISHER, Corey..... g	0-5	0-1	0-0	0	1	1	2	0	1	2	0	17
24	STOKES, Corey..... g	4-9	2-7	1-2	1	2	3	3	11	0	2	0	30
04	COLENDIA, Jason..... g	0-0	0-0	0-0	0	0	0	0	0	0	0	0	1
15	REDDING, Reggie..... g	2-8	1-3	2-5	1	2	3	4	7	4	4	1	25
20	CLARK, Shane..... g	1-3	1-3	0-0	1	1	2	3	3	2	1	0	22
22	ANDERSON, Dwayne... g	1-4	0-1	2-2	5	4	9	3	4	0	2	0	20
TEAM.....						1		1					
Totals.....		19-50	4-18	16-25	11	25	36	23	58	13	19	2	10 200

TOTAL FG% 1st Half:	9-23 39.1%	2nd Half:	10-27 37.0%	Game:	38.0%	DEADB
3-Pt. FG% 1st Half:	2-9 22.2%	2nd Half:	2-9 22.2%	Game:	22.2%	REBS
F Throw % 1st Half:	6-11 54.5%	2nd Half:	10-14 71.4%	Game:	64.0%	6

Officials: Les Jones, Jamie Luckie, Mike Wood

Technical fouls: Texas-None. Villanova-None.

Attendance: 14675

Score by Periods

Texas.....	32	35	-	67
Villanova.....	26	32	-	58

2008 Jimmy V Classic - Game #2

## No. 15 Villanova 59, Saint Joseph's 56

December 11, 2008 ~ The Pavilion ~ Villanova, Pa.

VISITORS: Saint Joseph's 4-5

##	Player Name	TOT-FG			3-PT			REBOUNDS				MIN	
		FG-FGA	FG-FGA	FT-FTA	OF	DE	TOT	PF	TP	A	BLK		S
32	HILLIARD, Idris..... f	4-7	0-1	0-0	2	6	8	3	8	1	2	1	34
34	NIVINS, Ahmad..... f	6-11	0-0	4-6	3	5	8	2	16	1	4	2	40
00	CARR, Tasheed..... g	3-9	2-4	2-2	0	3	3	10	5	2	0	1	36
13	GOVENS, Darrin..... g	6-15	6-11	0-1	0	3	3	2	18	1	1	0	40
15	WILLIAMSON, Garrett... g	1-1	0-0	0-0	0	4	4	1	2	6	3	0	13
01	PRESCOTT, Chris..... g	0-0	0-0	0-0	0	0	0	0	0	0	0	0	1
11	BENFLEY, Charoy..... g	1-1	0-0	0-0	0	0	0	1	2	1	0	0	10
40	IRWIN, Bryant..... g	0-1	0-1	0-0	0	0	0	1	0	0	1	0	6
TEAM.....						1		1					
Totals.....		21-45	8-17	6-9	5	22	27	13	56	15	13	3	4 200

TOTAL FG% 1st Half:	14-25 56.0%	2nd Half:	7-20 35.0%	Game:	46.7%	DEADB
3-Pt. FG% 1st Half:	5-9 55.6%	2nd Half:	3-8 37.5%	Game:	47.1%	REBS
F Throw % 1st Half:	2-2 100%	2nd Half:	4-7 57.1%	Game:	66.7%	2

HOME TEAM: Villanova 9-1

##	Player Name	TOT-FG			3-PT			REBOUNDS				MIN	
		FG-FGA	FG-FGA	FT-FTA	OF	DE	TOT	PF	TP	A	BLK		S
00	PENA, Antonio..... f	2-3	0-0	0-0	1	7	8	3	4	1	1	0	30
22	ANDERSON, Dwayne... f	3-5	1-3	3-3	1	0	1	3	10	1	0	1	31
33	CUNNINGHAM, Dante... f	6-10	0-0	2-2	2	2	4	1	14	0	3	1	39
01	REYNOLDS, Scottie... g	5-15	3-7	5-5	0	4	4	2	18	6	2	0	36
24	STOKES, Corey..... g	1-3	1-2	0-0	0	2	2	0	3	1	0	0	21
10	FISHER, Corey..... g	0-3	0-0	2-2	1	0	1	2	2	3	0	0	15
15	REDDING, Reggie..... g	2-5	0-1	2-2	0	3	3	0	6	0	0	0	13
20	CLARK, Shane..... g	1-4	0-1	0-2	1	2	3	1	2	0	0	0	15
TEAM.....						1		1					
Totals.....		20-48	5-14	14-16	7	20	27	12	59	11	9	2	5 200

TOTAL FG% 1st Half:	11-28 39.3%	2nd Half:	9-20 45.0%	Game:	41.7%	DEADB
3-Pt. FG% 1st Half:	4-10 40.0%	2nd Half:	1-4 25.0%	Game:	35.7%	REBS
F Throw % 1st Half:	0-0 0.0%	2nd Half:	14-16 87.5%	Game:	87.5%	1

Officials: Jim Burr, Karl Hess, Mike Roberts

Technical fouls: Saint Joseph's-None. Villanova-None.

Attendance: 6500

Score by Periods

Saint Joseph's.....	35	21	-	56
Villanova.....	26	33	-	59

Points in the paint-SJU 18, VU 16. Points off turnovers-SJU 7, VU 11.

2nd chance points-SJU 4, VU 4. Fast break points-SJU 12, VU 7.

Bench points-SJU 2, VU 10. Score tied-7 times. Lead changed-8 times.

Last FG-SJU 2nd-03:54, VU 2nd-02:56.

Largest lead-SJU by 9 1st-05:18, VU by 4 1st-17:05.

## No. 15 Villanova 70, La Salle 59

December 14, 2008 ~ Tom Gola Arena ~ Philadelphia, Pa.

VISITORS: Villanova 10-1

##	Player Name	TOT-FG			3-PT			REBOUNDS				MIN	
		FG-FGA	FG-FGA	FT-FTA	OF	DE	TOT	PF	TP	A	BLK		S
00	PENA, Antonio..... f	1-6	0-0	3-4	2	4	6	3	5	6	0	1	34
22	ANDERSON, Dwayne... f	1-4	0-2	0-0	2	2	4	2	2	1	1	0	21
33	CUNNINGHAM, Dante... f	4-8	0-0	1-4	0	4	4	4	9	2	3	4	24
01	REYNOLDS, Scottie... g	5-12	3-5	0-2	0	0	0	1	13	2	2	0	30
24	STOKES, Corey..... g	6-10	4-7	2-2	0	3	3	3	18	1	0	0	29
04	COLENDIA, Jason..... g	0-0	0-0	0-0	0	0	0	0	0	0	0	0	1
10	FISHER, Corey..... g	4-9	0-1	0-0	0	2	2	1	8	6	1	0	26
15	REDDING, Reggie..... g	3-4	1-1	0-0	2	2	2	1	7	2	1	0	17
20	CLARK, Shane..... g	3-4	0-0	0-0	0	7	7	3	6	0	0	1	17
42	TCHUISI, Frank..... g	0-0	0-0	2-2	0	0	0	2	2	0	0	0	1
TEAM.....						2		1		3			
Totals.....		27-57	8-16	8-14	6	25	31	18	70	20	8	6	7 200

TOTAL FG% 1st Half:	14-33 42.4%	2nd Half:	13-24 54.2%	Game:	47.4%	DEADB
3-Pt. FG% 1st Half:	5-9 55.6%	2nd Half:	3-7 42.9%	Game:	50.0%	REBS
F Throw % 1st Half:	3-4 75.0%	2nd Half:	5-10 50.0%	Game:	57.1%	1

HOME TEAM: La Salle 4-4

##	Player Name	TOT-FG			3-PT			REBOUNDS				MIN	
		FG-FGA	FG-FGA	FT-FTA	OF	DE	TOT	PF	TP	A	BLK		S
01	GOODRIDGE, Vernon... f	2-5	0-0	1-2	2	6	8	2	5	1	3	2	1 24
05	BARRETT, Kimmani... f	6-13	2-6	2-3	2	3	5	2	16	0	2	1	36
12	MEKONGO MBALA, Yves... f	3-9	0-2	2-2	1	3	4	1	8	2	3	1	28
20	WILLIAMS, Jerrell... f	2-7	0-1	1-2	1	7	8	2	5	0	1	0	23
10	GREEN, Rodney..... g	6-12	1-2	3-5	2	4	6	1	16	3	3	0	38
00	PARTIN, Darryl..... g	1-3	1-1	0-0	1	0	1	2	3	2	0	0	10
21	WILLIAMS, Terrell... g	0-0	0-0	0-0	0	0	0	0	0	0	0	0	3
31	JOHNSON, Paul..... g	1-3	0-0	3-4	1	1	2	3	5	1	1	1	26
34	GUILLEAUX, Ruben... g	0-4	0-2	1-2	0	0	0	0	1	0	2	0	12
TEAM.....						1		5		6			
Totals.....		21-56	4-14	13-20	11	29	40	13	59	9	15	5	5 200

TOTAL FG% 1st Half:	10-25 40.0%	2nd Half:	11-31 35.5%	Game:	37.5%	DEADB
3-Pt. FG% 1st Half:	1-8 12.5%	2nd Half:	3-6 50.0%	Game:	28.6%	REBS
F Throw % 1st Half:	5-9 55.6%	2nd Half:	8-11 72.7%	Game:	65.0%	6

Officials: Les Jones, Joe Lindsay, Jamie Luckie

Technical fouls: Villanova-None.



# 2008-09 MEN'S BASKETBALL GAME NOTES

## No. 15 Villanova 62, Temple 45 December 29, 2008 ~ The Pavilion ~ Villanova, Pa.

VISITORS: Temple (5-6, 0-1 B5)

##	Player Name	TOT-FG 3-PT			REBOUNDS							MIN			
		FG-FGA	FG-FGA	FT-FTA	OP	DE	TOT	PF	TP	A	TO		BLK	S	
24	ALLEN, Lavoy	f	1-2	0-0	0-0	2	1	3	2	2	5	1	0	25	
41	OLMOS, Sergio	c	1-6	0-0	6-6	0	5	5	5	8	1	0	0	31	
02	BROOKS, Ryan	g	4-11	1-3	0-0	1	3	4	2	9	1	0	0	39	
15	INGE, Semaj	g	0-0	0-0	0-0	0	2	2	3	0	2	1	0	11	
22	CHRISTMAS, Dionte	g	4-19	3-10	2-2	0	5	5	3	13	4	2	0	39	
10	GUZMAN, Luis	g	1-3	0-1	2-4	0	2	2	1	4	0	2	0	7	
23	MOORE, Ramone	g	0-1	0-0	0-0	0	1	1	1	0	0	0	0	7	
50	ERIC, Michael	g	4-6	0-0	1-2	0	4	4	0	9	1	2	1	19	
TEAM						2		3		1					
Totals		15-48		4-14		11-14		5 24		29 17		45 11		13 2 4 200	

TOTAL FG% 1st Half: 9-22 40.9% 2nd Half: 6-26 23.1% Game: 31.3% DEADB  
 3-Pt. FG% 1st Half: 2-4 50.0% 2nd Half: 2-10 20.0% Game: 28.6% REBS  
 F Throw % 1st Half: 5-6 83.3% 2nd Half: 6-8 75.0% Game: 78.6% 2

HOME TEAM: Villanova (12-1, 4-0 B5)

##	Player Name	TOT-FG 3-PT			REBOUNDS							MIN			
		FG-FGA	FG-FGA	FT-FTA	OP	DE	TOT	PF	TP	A	TO		BLK	S	
00	PENA, Antonio	f	1-1	0-0	1-2	3	6	9	0	3	0	4	1	0	20
33	CUNNINGHAM, Dante	f	6-15	0-0	0-0	0	4	4	1	12	0	1	1	2 34	
01	REYNOLDS, Scottie	g	2-9	2-6	2-2	0	3	3	1	8	3	1	0	1 31	
22	ANDERSON, Dwayne	g	1-2	1-2	0-0	0	0	0	1	3	0	1	0	0 13	
24	STOKES, Corey	g	1-7	0-3	0-0	0	4	4	2	2	0	1	0	1 26	
10	FISHER, Corey	g	7-8	4-4	5-7	1	3	4	3	23	3	1	0	2 28	
15	REDDING, Reggie	g	1-5	0-1	2-2	1	5	6	3	4	2	0	0	2 28	
20	CLARK, Shane	g	1-3	1-1	4-4	1	1	2	3	7	1	1	0	1 20	
TEAM						1 3		4 1		15 62		9 10		2 7 200	
Totals		20-50		8-17		14-17		7 29		36 15		62 9		10 2 7 200	

TOTAL FG% 1st Half: 9-28 32.1% 2nd Half: 11-22 50.0% Game: 40.0% DEADB  
 3-Pt. FG% 1st Half: 2-10 20.0% 2nd Half: 6-7 85.7% Game: 47.1% REBS  
 F Throw % 1st Half: 2-4 50.0% 2nd Half: 12-13 92.3% Game: 82.4% 2

Officials: Jim Burr, Bob Donato, Reggie Greenwood  
 Technical fouls: Temple-None. Villanova-TEAM.  
 Attendance: 6500  
 Score by Periods 1st 2nd Total  
 Temple..... 25 20 - 45  
 Villanova..... 22 40 - 62

## Marquette 79, No. 15 Villanova 72 January 1, 2009 ~ Bradley Center ~ Milwaukee, Wis.

VISITORS: Villanova 12-2, 0-1 BE

##	Player Name	TOT-FG 3-PT			REBOUNDS							MIN			
		FG-FGA	FG-FGA	FT-FTA	OP	DE	TOT	PF	TP	A	TO		BLK	S	
00	PENA, Antonio	f	0-1	0-0	0-0	0	4	4	3	0	1	1	0	0 15	
33	CUNNINGHAM, Dante	f	6-11	0-0	4-4	4	4	8	5	16	1	1	1	2 35	
01	REYNOLDS, Scottie	g	6-15	3-8	0-0	0	1	1	5	15	1	4	0	2 35	
15	REDDING, Reggie	g	0-4	0-2	4-4	2	1	3	4	4	2	3	0	2 24	
24	STOKES, Corey	g	3-8	2-5	2-2	0	1	1	2	10	2	2	2	0 24	
10	FISHER, Corey	g	6-14	1-3	8-11	3	2	5	3	21	1	3	0	2 33	
20	CLARK, Shane	g	1-1	0-0	0-0	0	3	3	2	2	1	1	0	1 20	
22	ANDERSON, Dwayne	g	2-4	0-2	0-0	2	3	5	4	4	2	0	0	0 22	
TEAM						2 1		3 1		1 1					
Totals		24-58		6-20		18-21		11 19		30 28		72 11		16 3 9 200	

TOTAL FG% 1st Half: 11-31 35.5% 2nd Half: 13-27 48.1% Game: 41.4% DEADB  
 3-Pt. FG% 1st Half: 4-13 30.8% 2nd Half: 2-7 28.6% Game: 30.0% REBS  
 F Throw % 1st Half: 6-6 100% 2nd Half: 12-15 80.0% Game: 85.7% 2,1

HOME TEAM: Marquette 12-2, 1-0 BE

##	Player Name	TOT-FG 3-PT			REBOUNDS							MIN			
		FG-FGA	FG-FGA	FT-FTA	OP	DE	TOT	PF	TP	A	TO		BLK	S	
12	BURKE, Dwight	f	1-1	0-0	0-0	1	1	2	5	2	0	1	0	0 15	
32	HAYWARD, Lazar	f	4-8	1-3	6-7	0	5	5	2	15	2	0	2	2 35	
01	JAMES, Dominic	g	6-16	4-10	1-4	1	5	6	1	17	3	5	0	1 35	
22	MCNEAL, Jerel	g	7-14	4-8	6-8	0	4	4	2	24	7	2	0	0 37	
23	MATTHEWS, Wesley	g	5-6	1-2	8-10	0	3	3	2	19	1	3	1	1 36	
02	ACKER, Maurice	g	0-1	0-1	0-0	1	0	1	0	0	1	2	0	0 5	
04	HAZEL, Patrick	g	0-0	0-0	2-2	1	2	3	4	2	0	1	0	0 21	
10	CUTILLAN, David	g	0-0	0-0	0-0	0	0	0	0	0	0	0	0	0 1	
33	BUTLER, Jimmy	g	0-4	0-0	0-0	5	2	7	2	0	1	1	0	0 15	
TEAM						1 1		1 1		2 2					
Totals		23-50		10-24		23-31		10 22		32 18		79 15		19 1 4 200	

TOTAL FG% 1st Half: 12-27 44.4% 2nd Half: 11-23 47.8% Game: 46.0% DEADB  
 3-Pt. FG% 1st Half: 5-13 38.5% 2nd Half: 5-11 45.5% Game: 41.7% REBS  
 F Throw % 1st Half: 7-13 53.8% 2nd Half: 16-18 88.9% Game: 74.2% 5,2

Officials: Ed Corbett, Tim Higgins, Curtis Shaw  
 Technical fouls: Villanova-None. Marquette-None.  
 Attendance: 16446  
 Score by Periods 1st 2nd Total  
 Villanova..... 32 40 - 72  
 Marquette..... 36 43 - 79  
 BIG EAST opener for both schools.

## No. 18 Villanova 89, Seton Hall 85 (ot) January 6, 2009 ~ Prudential Center ~ Newark, N.J.

VISITORS: Villanova 13-2, 1-1

##	Player Name	TOT-FG 3-PT			REBOUNDS							MIN			
		FG-FGA	FG-FGA	FT-FTA	OP	DE	TOT	PF	TP	A	TO		BLK	S	
00	PENA, Antonio	f	3-6	0-0	1-4	2	6	8	1	7	4	0	0	0 29	
22	ANDERSON, Dwayne	f	4-9	1-3	0-0	7	8	15	4	9	1	2	2	0 36	
33	CUNNINGHAM, Dante	f	7-20	0-0	7-9	6	7	13	1	21	1	3	1	1 45	
01	REYNOLDS, Scottie	g	10-17	5-8	15-16	1	3	4	1	40	3	4	0	2 43	
10	FISHER, Corey	g	0-5	0-2	0-0	0	0	0	2	0	2	2	0	0 16	
15	REDDING, Reggie	g	4-10	1-3	1-1	2	1	3	3	10	3	1	1	1 28	
20	CLARK, Shane	g	1-2	0-1	0-0	2	1	3	2	2	2	0	0	0 21	
24	STOKES, Corey	g	0-2	0-1	0-0	0	1	1	1	0	0	0	0	0 7	
TEAM						2 2									
Totals		29-71		7-18		24-30		20 29		49 15		89 16		12 4 4 225	

TOTAL FG% 1st Half: 12-31 38.7% 2nd Half: 15-35 42.9% OT: 2-5 40.0% Game: 40.8% DEADB  
 3-Pt. FG% 1st Half: 3-9 33.3% 2nd Half: 3-7 42.9% OT: 1-2 50.0% Game: 38.9% REBS  
 F Throw % 1st Half: 8-14 57.1% 2nd Half: 8-8 100% OT: 8-8 100% Game: 80.0% 2,2

HOME TEAM: Seton Hall 9-6, 0-3

##	Player Name	TOT-FG 3-PT			REBOUNDS							MIN			
		FG-FGA	FG-FGA	FT-FTA	OP	DE	TOT	PF	TP	A	TO		BLK	S	
23	MITCHELL, Robert	f	5-13	1-2	2-2	4	5	9	4	13	0	1	0	0 36	
31	GARCIA, John	c	3-7	0-0	0-0	4	8	12	4	6	0	4	1	1 36	
20	HARVEY, Eugene	g	6-16	0-3	7-7	1	0	1	4	19	9	1	1	1 42	
21	HAZELL, Jeremy	g	9-24	6-14	2-2	2	2	4	0	26	0	0	0	0 45	
22	GAUSE, Paul	g	4-12	0-5	2-2	3	1	4	4	10	3	0	0	4 30	
10	THEODORE, Jordan	g	4-7	1-3	0-1	0	0	0	4	9	1	2	0	1 18	
13	DAVIS, Mike	g	1-2	0-0	0-0	1	1	2	1	2	0	1	0	0 11	
25	CAJUSTE, Matt	g	0-0	0-0	0-0	0	4	4	2	0	0	0	0	1 7	
TEAM						3 4		7							
Totals		32-81		8-27		13-14		18 25		43 23		85 13		9 2 8 225	

TOTAL FG% 1st Half: 14-41 34.1% 2nd Half: 16-32 50.0% OT: 2-8 25.0% Game: 39.5% DEADB  
 3-Pt. FG% 1st Half: 5-16 31.3% 2nd Half: 2-7 28.6% OT: 1-4 25.0% Game: 29.6% REBS  
 F Throw % 1st Half: 4-5 80.0% 2nd Half: 5-5 100% OT: 4-4 100% Game: 92.9% 1,1

Officials: Jim Burr, John Gaffney, Michael Stephens  
 Technical fouls: Villanova-None. Seton Hall-None.  
 Attendance: 8649  
 Score by Periods 1st 2nd OT Total  
 Villanova..... 35 41 13 - 89  
 Seton Hall..... 37 39 9 - 85

## No. 23 Louisville 61, No. 18 Villanova 60 January 10, 2009 ~ Wachovia Center ~ Philadelphia, Pa.

VISITORS: Louisville (11-3, 2-0 BE)

##	Player Name	TOT-FG 3-PT			REBOUNDS							MIN			
		FG-FGA	FG-FGA	FT-FTA	OP	DE	TOT	PF	TP	A	TO		BLK	S	
01	WILLIAMS, Terrence	f	3-10	0-5	4-5	3	11	14	3	10	6	2	0	2 35	
24	SAMUELS, Samardo	f	6-8	0-0	3-6	1	3	4	5	15	0	5	1	0 27	
05	CLARK, Earl	g	7-14	1-1	1-2	2	9	11	3	16	3	3	0	1 33	
10	SOSA, Edgar	g	3-9	1-6	0-0	0	1	1	1	7	2	1	0	1 26	
34	SMITH, Jerry	g	1-6	0-5	0-0	1	0	1	2	2	1	0	0	1 29	
02	KNOWLES, Preston	g	0-3	0-3	0-0	0	0	0	3	0	1	0	0	2 11	
12	DELK, Reginald	g	1-3	0-1	0-0	0	0	0	0	2	0	1	0	0 5	
21	SWOPSHIRE, Jared	g	0-1	0-1	0-0	0	1	1	1	0	0	0	0	0 8	
23	JENNINGS, Terrence	g	1-2	0-0	2-4	2	1	3	3	4	0	1	4	0 12	
33	McGEE, Andre	g	2-6	1-3	0-0	0	0	0	2	5	2	1	0	0 14	
TEAM						4 1		5							
Totals		24-62		3-25		10-17		13 27		40 23		61 15		14 5 7 200	

TOTAL FG% 1st Half: 12-31 38.7% 2nd Half: 12-31 38.7% Game: 38.7% DEADB  
 3-Pt. FG% 1st Half: 2-14 14.3%



# 2008-09 MEN'S BASKETBALL GAME NOTES

## No. 23 Villanova 76, St. John's 57 January 18, 2009 ~ The Pavilion ~ Villanova, Pa.

VISITORS: St. John's (10-7, 1-4 BE)

##	Player Name	TOT-FG 3-PT			REBOUNDS			PF	TP	A	TO	BLK	S	MIN
		FG-FGA	FG-FGA	FT-FTA	OF	DE	TOT							
01	KENNEDY, D.J.	5-12	2-3	6-8	1	7	8	2	18	3	3	0	0	40
05	EVANS, Sean	1-5	0-0	0-0	1	2	5	2	1	4	0	3	26	
24	BURRELL, Justin	4-6	0-2	5-5	3	4	7	3	13	2	3	2	36	
20	ROBERTS, Quincy	4-8	2-4	4-4	0	0	2	14	2	3	0	3	33	
13	HORNE, Paris	2-10	2-7	1-2	0	1	2	7	3	2	0	0	40	
11	JASTILIONIS, Tomas	0-0	0-0	0-0	0	1	1	0	0	1	0	0	4	
12	EDMONDSON, Tyshwan	1-1	0-0	1-2	0	0	0	3	0	1	0	1	9	
15	COCKER, Dele	0-2	0-0	0-1	1	2	3	5	0	0	2	1	0	13
TEAM					1 3 4									
Totals		17-44	6-16	17-22	7	19	26	19	57	11	19	3	9	200

TOTAL FG% 1st Half: 9-22 40.9% 2nd Half: 8-22 36.4% Game: 38.6% DEADB  
 3-Pt. FG% 1st Half: 4-10 40.0% 2nd Half: 2-6 33.3% Game: 37.5% REBS  
 F Throw % 1st Half: 5-6 83.3% 2nd Half: 12-16 75.0% Game: 77.3% 4

HOME TEAM: Villanova (14-3, 2-2 BE)

##	Player Name	TOT-FG 3-PT			REBOUNDS			PF	TP	A	TO	BLK	S	MIN
		FG-FGA	FG-FGA	FT-FTA	OF	DE	TOT							
00	PENA, Antonio	5-9	0-0	3-4	3	6	9	2	13	2	4	1	1	27
22	ANDERSON, Dwayne	5-9	1-3	3-3	1	3	4	3	14	2	3	1	3	29
33	CUNNINGHAM, Dante	7-10	0-0	3-5	1	0	1	17	2	2	2	1	31	
01	REYNOLDS, Scottie	4-6	1-3	0-1	0	3	3	4	9	5	1	0	20	
10	FISHER, Corey	5-7	0-0	2-4	0	1	5	12	2	2	0	0	28	
40	COLENDRA, Jason	0-0	0-0	0-0	0	0	0	0	0	0	0	0	1	
15	REDDING, Reggie	2-4	1-2	0-1	2	3	5	3	5	3	2	0	4	31
23	WOOTEN, Russell	0-0	0-0	0-0	0	0	0	0	0	0	0	0	1	
24	STOKES, Corey	2-6	2-4	0-0	0	3	3	2	6	2	1	0	0	28
42	TCHUISI, Frank	0-0	0-0	0-0	0	0	0	1	0	0	0	1	0	4
TEAM					1 2 3 1									
Totals		30-51	5-12	11-18	8	21	29	22	76	18	16	5	10	200

TOTAL FG% 1st Half: 17-30 56.7% 2nd Half: 13-21 61.9% Game: 58.8% DEADB  
 3-Pt. FG% 1st Half: 4-8 50.0% 2nd Half: 1-4 25.0% Game: 41.7% REBS  
 F Throw % 1st Half: 6-8 75.0% 2nd Half: 5-10 50.0% Game: 61.1% 1

Officials: Mike Kitts, Joe Lindsay, James Breeding  
 Technical fouls: St. John's-None. Villanova-TEAM.  
 Attendance: 6500  
 Score by Periods: 1st 2nd Total  
 St. John's..... 27 30 - 57  
 Villanova..... 44 32 - 76

## No. 3 Connecticut 89, No. 20 Villanova 83 January 21, 2009 ~ Hartford Civic Center ~ Hartford, Conn.

VISITORS: Villanova (14-4, 2-3)

##	Player Name	TOT-FG 3-PT			REBOUNDS			PF	TP	A	TO	BLK	S	MIN
		FG-FGA	FG-FGA	FT-FTA	OF	DE	TOT							
00	PENA, Antonio	5-11	0-0	2-2	3	5	8	2	12	0	1	1	1	31
22	ANDERSON, Dwayne	5-9	1-3	4-4	3	5	8	3	15	3	1	0	3	31
33	CUNNINGHAM, Dante	2-5	0-0	2-2	2	1	3	5	6	0	0	3	2	14
01	REYNOLDS, Scottie	4-11	1-5	5-6	2	0	2	3	14	5	3	0	0	32
15	REDDING, Reggie	5-10	1-2	1-3	2	2	4	4	12	1	2	1	2	22
10	FISHER, Corey	4-10	1-2	0-0	0	2	2	4	9	3	4	0	1	22
20	CLARK, Shane	0-1	0-0	1-2	0	1	1	3	1	1	1	1	1	18
24	STOKES, Corey	3-6	3-6	3-3	0	2	2	2	12	0	0	0	0	25
42	TCHUISI, Frank	1-1	0-0	0-0	0	1	1	0	2	0	0	0	0	5
TEAM					1 1									
Totals		29-64	7-18	18-22	13	19	32	26	83	13	14	6	10	200

TOTAL FG% 1st Half: 18-32 56.3% 2nd Half: 11-32 34.4% Game: 45.3% DEADB  
 3-Pt. FG% 1st Half: 5-10 50.0% 2nd Half: 2-8 25.0% Game: 38.9% REBS  
 F Throw % 1st Half: 7-8 87.5% 2nd Half: 11-14 78.6% Game: 81.8% 3

HOME TEAM: Connecticut (17-1, 6-1)

##	Player Name	TOT-FG 3-PT			REBOUNDS			PF	TP	A	TO	BLK	S	MIN
		FG-FGA	FG-FGA	FT-FTA	OF	DE	TOT							
04	ADRIEN, Jeff	3-10	0-0	6-6	4	10	14	4	12	0	1	1	0	36
21	ROBINSON, Stanley	1-3	0-1	0-0	0	2	2	1	2	2	3	2	1	28
34	THABETT, Hasheem	3-4	0-0	4-5	2	1	3	4	10	0	3	1	17	
11	DYSON, Jerome	6-11	0-1	7-10	1	3	4	4	19	1	2	0	3	30
12	PRICE, A.J.	10-13	4-6	5-6	2	3	5	2	29	5	6	0	0	34
15	WALKER, Kemba	1-4	0-1	4-6	1	0	1	0	6	2	1	0	0	16
24	AUSTRIE, Craig	2-10	0-3	3-4	1	1	2	1	7	2	0	0	0	27
33	EDWARDS, Gavin	1-2	0-0	2-2	0	1	1	1	4	0	1	2	2	12
TEAM					3 2 5									
Totals		27-57	4-12	31-39	14	23	37	17	89	12	14	8	7	200

TOTAL FG% 1st Half: 16-33 48.5% 2nd Half: 11-24 45.8% Game: 47.4% DEADB  
 3-Pt. FG% 1st Half: 3-11 27.3% 2nd Half: 1-1 100% Game: 33.3% REBS  
 F Throw % 1st Half: 13-15 86.7% 2nd Half: 18-24 75.0% Game: 79.5% 5

Officials: Jim Burr, Pat Driscoll, Jim Hanev  
 Technical fouls: Villanova-None. #3 Connecticut-None.  
 Attendance: 15385  
 Score by Periods: 1st 2nd Total  
 Villanova..... 48 35 - 83  
 #3 Connecticut..... 48 41 - 89

## No. 20 Villanova 70, USF 61 January 24, 2009 ~ Sun Dome ~ Tampa, Fla.

VISITORS: Villanova 15-4, 3-3

##	Player Name	TOT-FG 3-PT			REBOUNDS			PF	TP	A	TO	BLK	S	MIN
		FG-FGA	FG-FGA	FT-FTA	OF	DE	TOT							
00	PENA, Antonio	2-7	0-0	2-4	0	1	1	4	6	1	1	0	0	23
22	ANDERSON, Dwayne	2-5	1-3	2-3	4	7	11	2	7	3	1	0	0	37
33	CUNNINGHAM, Dante	6-12	0-0	2-3	1	7	8	4	14	1	2	2	1	39
01	REYNOLDS, Scottie	1-5	1-5	4-6	0	2	2	2	7	7	4	1	1	30
15	REDDING, Reggie	5-9	0-1	1-4	1	5	6	5	11	1	2	1	0	33
10	FISHER, Corey	3-6	0-2	4-6	1	1	2	3	10	0	4	0	1	19
20	CLARK, Shane	1-2	1-1	2-4	3	5	8	2	5	1	1	0	1	20
24	STOKES, Corey	2-4	2-4	4-4	2	1	3	1	10	1	1	0	2	19
42	TCHUISI, Frank	0-0	0-0	0-0	0	0	0	0	0	0	0	0	0	0
TEAM					2 1 3									
Totals		22-50	5-16	21-34	14	30	44	23	70	15	16	5	6	200

TOTAL FG% 1st Half: 12-27 44.4% 2nd Half: 10-23 43.5% Game: 44.0% DEADB  
 3-Pt. FG% 1st Half: 3-11 27.3% 2nd Half: 2-5 40.0% Game: 31.3% REBS  
 F Throw % 1st Half: 5-9 55.6% 2nd Half: 16-25 64.0% Game: 61.8% 4

HOME TEAM: USF 7-12, 2-5

##	Player Name	TOT-FG 3-PT			REBOUNDS			PF	TP	A	TO	BLK	S	MIN
		FG-FGA	FG-FGA	FT-FTA	OF	DE	TOT							
24	GILCHRIST, Augustus	6-14	2-3	4-9	1	6	7	2	18	0	1	1	0	30
32	WILLIAMS, Aris	1-2	0-0	1-2	0	2	2	3	3	0	0	0	0	24
03	HOWARD, Chris	6-14	3-5	0-0	1	1	2	3	15	4	5	0	0	35
20	JONES, Dominique	3-9	0-3	5-7	0	2	2	5	11	3	3	0	4	32
23	VERDEJO, Jesus	3-15	2-11	5-7	2	3	5	3	13	3	0	0	0	36
01	ESPINOSA, Eladio	0-0	0-0	0-2	2	3	5	3	0	0	1	0	0	17
04	BELARDO, Gaby	0-0	0-0	0-0	0	0	0	1	0	0	0	0	0	1
05	DANIELS, B.J.	0-0	0-0	0-0	0	0	0	0	0	0	0	0	0	0
10	LEMEMOW, Justin	0-0	0-0	1-2	0	1	1	2	1	3	1	0	0	17
11	RIVAS, Alex	0-0	0-0	0-0	0	2	2	3	0	0	0	0	0	8
TEAM					5 3 8									
Totals		19-54	7-22	16-29	11	23	34	25	61	13	12	1	4	200

TOTAL FG% 1st Half: 10-22 45.5% 2nd Half: 9-32 28.1% Game: 35.2% DEADB  
 3-Pt. FG% 1st Half: 4-10 40.0% 2nd Half: 3-12 25.0% Game: 31.8% REBS  
 F Throw % 1st Half: 8-13 61.5% 2nd Half: 8-16 50.0% Game: 55.2% 7

Officials: Ed Corbett, Brian O'Connell, Mike Stuart  
 Technical fouls: Villanova-None. USF-None.  
 Attendance: 4245  
 Score by Periods: 1st 2nd Total  
 Villanova..... 32 38 - 70  
 USF..... 32 29 - 61

## No. 21 Villanova 67, No. 3 Pittsburgh 57 January 28, 2009 ~ Wachovia Spectrum ~ Philadelphia, Pa.

VISITORS: #3 Pittsburgh (18-2, 6-2 BE)

##	Player Name	TOT-FG 3-PT			REBOUNDS			PF	TP	A	TO	BLK	S	MIN	
		FG-FGA	FG-FGA	FT-FTA	OF	DE	TOT								
05	BIGGS, Tyrell	0-3	0-2	0-2	0	3	3	0	3	0	2	0	0	15	
23	YOUNG, Sam	6-15	0-3	2-3	1	8	9	1	14	2	4	1	1	33	
45	BLAIR, DeJuan	2-3	0-0	3-4	3	5	8	4	7	1	0	1	0	23	
02	FIELDS, Levance	4-11	1-5	2-4	0	1	1	3	11	4	3	1	1	33	
03	DIXON, Jermaine	1-7	0-3	2-3	1	3	4	0	4	1	1	1	6	31	
11	BROWN, Gilbert	2-4	1-1	1-1	2	1	3	3	6	0	2	1	0	23	
12	GIBBS, Ashton	1-1	0-0	0-0	0	0	0	1	2	2	1	0	0	7	
22	WANAMAKER, Brad	6-7	1-2	0-0	0	1	1	5	13	1	3	0	0	19	
35	ROBINSON, Nasir	0-3	0-0	0-0	1	1	2	2	0	1	1	0	0	12	
52	MCGHEE, Gary	0-0	0-0	0-0	1	0	1	0	2	0	0	0	0	1	4
TEAM					4 2 6										
Totals		22-54	3-16	10-17	13	25	38	24	57	15	17	6	10	200	

TOTAL FG% 1st Half: 13-30 43.3% 2nd Half: 9-24 37.5% Game: 40.7% DEADB  
 3-Pt. FG% 1st Half: 3-6 50.0% 2nd Half: 0-10 0.0% Game: 18.8% REBS  
 F Throw % 1st Half: 2-3 66.7% 2nd Half: 8-14 57.1% Game: 58.8% 2

HOME TEAM: Villanova (16-4, 4-3 BE)

##	Player Name	TOT-FG 3-PT			REBOUNDS			PF	TP	A	TO	BLK	S	MIN
		FG-FGA	FG-FGA	FT-FTA	OF	DE	TOT							
00	PENA, Antonio	1-3	0-0	0-0	0	1	1	1	1	2	1	0	0	14
33	CUNNINGHAM, Dante	6-10	0-0	3-6	1	4	5	0	15	2	0	2	1	34
01	REYNOLDS, Scottie	3-11	2-6	2-2	0	0	0	4	10	3	1	0	1	24
15	REDDING, Reggie	4-6	0-0	10-10	1	6	7	3	18	2	2	1	2	34
22	ANDERSON, Dwayne	2-7	2-4	1-2	0	4	4	0	7	2	2	0	2	35
10	FISHER, Corey													



# 2008-09 MEN'S BASKETBALL GAME NOTES

## No. 21 Villanova 71, Cincinnati 50 February 1, 2009 ~ The Pavilion ~ Villanova, Pa.

VISITORS: Cincinnati (14-8, 4-5 BE)

#	Player Name	TOT-FG 3-PT			REBOUNDS			TP	A	TO	BLK	S	MIN		
		FG-FGA	FG-FGA	FT-FTA	OF	DE	TOT							PF	
21	WILLIAMS, Mike	f	0-1	0-0	0-0	2	0	2	2	0	3	1	0	1	36
22	BISHOP, Rashad	f	0-1	0-2	1-2	1	1	2	5	1	1	1	1	1	29
42	TOYLOY, Steve	f	1-1	0-0	1-1	0	3	2	3	1	2	0	0	9	9
05	VAUGHN, Deonta	g	3-14	2-9	0-0	1	2	4	8	1	3	0	0	35	35
11	DAVIS, Larry	g	1-9	1-6	0-0	1	2	3	3	0	1	0	0	15	15
03	DIXON, Dion	g	3-5	2-4	0-0	1	0	1	2	8	0	2	0	10	10
15	WILKS, Darnell	g	0-0	0-0	0-0	0	0	0	0	0	0	1	1	0	3
20	MILLER, Brandon	g	0-2	0-0	2-3	2	0	2	0	0	0	0	0	4	4
23	MITCHELL, Alvin	g	5-14	3-10	2-2	1	2	0	15	3	2	1	2	32	32
30	McCLAIN, Anthony	g	0-1	0-0	1-2	2	1	3	0	1	0	1	0	4	4
34	GATES, Yancy	g	4-9	0-0	1-1	4	3	7	3	9	2	3	0	1	23
TEAM						4	2	6				1			
Totals			17-59	8-31	8-11	19	14	33	21	50	11	18	3	5	200

TOTAL FG% 1st Half: 11-26 42.3% 2nd Half: 6-33 18.2% Game: 28.8% DEADB  
 3-Pt. FG% 1st Half: 5-15 33.3% 2nd Half: 3-16 18.8% Game: 25.8% REBS  
 F Throw % 1st Half: 2-3 66.7% 2nd Half: 6-8 75.0% Game: 72.7% 1

HOME TEAM: Villanova (17-4, 5-3 BE)

#	Player Name	TOT-FG 3-PT			REBOUNDS			TP	A	TO	BLK	S	MIN		
		FG-FGA	FG-FGA	FT-FTA	OF	DE	TOT							PF	
20	Clark, Shane	f	2-4	0-1	0-0	2	1	3	0	4	0	1	1	0	21
22	Anderson, Dwayne	f	3-7	2-4	1-2	2	6	8	4	9	3	1	2	1	31
33	Cunningham, Dante	f	8-11	0-0	5-6	4	4	8	0	21	1	6	3	2	35
01	XAVIER, Jeff	g	2-8	0-3	7-8	0	2	3	11	2	2	0	0	30	30
15	REDDING, Reggie	g	1-4	0-1	0-0	1	3	4	3	2	2	0	1	25	25
00	Pena, Antonio	g	2-3	0-0	0-0	1	2	3	2	4	0	1	0	0	14
04	COLENTA, Jason	g	0-0	0-0	0-0	0	0	0	0	0	0	0	0	0	1
10	FISHER, Corey	g	4-6	0-1	3-4	0	1	1	3	11	2	2	0	2	20
23	WOOTEN, Russell	g	0-0	0-0	0-0	0	0	0	0	0	0	0	0	0	1
24	STOKES, Corey	g	3-6	0-2	3-4	1	3	4	1	9	0	1	1	0	21
42	TCHUISI, Frank	g	0-0	0-0	0-0	0	0	0	0	0	0	0	0	0	1
TEAM						3	3								
Totals			25-49	2-12	19-24	11	25	36	16	71	10	15	7	6	200

TOTAL FG% 1st Half: 10-22 45.5% 2nd Half: 15-27 55.6% Game: 51.0% DEADB  
 3-Pt. FG% 1st Half: 0-6 0.0% 2nd Half: 2-6 33.3% Game: 16.7% REBS  
 F Throw % 1st Half: 10-13 76.9% 2nd Half: 9-11 81.8% Game: 79.2% 4

Officials: Tony Greene, Mike Stuart, Jeff Clark  
 Technical fouls: Cincinnati-None. Villanova-None.  
 Attendance: 6500  
 Score by Periods: 1st 2nd Total  
 Cincinnati: 29 21 - 50  
 Villanova: 30 41 - 71

## No. 17 Villanova 94, Providence 91 February 4, 2009 ~ Dunkin' Donuts Center ~ Providence, R.I.

VISITORS: Villanova (18-4, 6-3 BE)

#	Player Name	TOT-FG 3-PT			REBOUNDS			TP	A	TO	BLK	S	MIN		
		FG-FGA	FG-FGA	FT-FTA	OF	DE	TOT							PF	
20	CLARK, Shane	f	0-3	0-0	3-6	3	1	4	3	3	1	0	0	15	15
33	CUNNINGHAM, Dante	f	5-5	0-0	2-5	4	7	11	4	12	2	1	0	0	34
01	REYNOLDS, Scottie	g	7-18	4-11	13-15	4	2	6	4	31	2	5	0	1	37
15	REDDING, Reggie	g	6-11	0-3	0-0	4	7	11	2	12	3	5	1	0	36
22	ANDERSON, Dwayne	g	5-11	3-4	6-6	3	7	10	2	19	2	3	0	5	35
00	PENA, Antonio	g	1-3	0-0	0-0	0	1	1	1	2	0	3	0	0	9
04	COLENTA, Jason	g	0-0	0-0	0-0	0	0	0	0	0	0	0	0	0	0
10	FISHER, Corey	g	5-10	1-4	1-1	0	1	1	5	12	1	2	0	1	16
24	STOKES, Corey	g	1-7	1-6	0-0	0	3	3	3	3	0	0	0	0	17
42	TCHUISI, Frank	g	0-0	0-0	0-0	0	0	0	0	0	0	0	0	0	1
TEAM						2	1	3							
Totals			30-68	9-28	25-33	20	30	50	24	94	11	19	1	9	200

TOTAL FG% 1st Half: 17-35 48.6% 2nd Half: 13-33 39.4% Game: 44.1% DEADB  
 3-Pt. FG% 1st Half: 8-15 53.3% 2nd Half: 1-13 7.7% Game: 32.1% REBS  
 F Throw % 1st Half: 7-11 63.6% 2nd Half: 18-22 81.8% Game: 75.0% 4,1

HOME TEAM: Providence (14-8, 6-4 BE)

#	Player Name	TOT-FG 3-PT			REBOUNDS			TP	A	TO	BLK	S	MIN		
		FG-FGA	FG-FGA	FT-FTA	OF	DE	TOT							PF	
11	MCDERMOTT, Geoff	f	1-3	0-1	3-7	3	8	11	4	5	0	3	2	3	34
34	KALE, Jonathan	f	4-7	0-0	2-4	4	4	8	3	10	0	2	0	0	29
01	XAVIER, Jeff	g	8-19	5-13	0-2	3	6	4	21	2	3	0	4	30	30
04	CURRY, Sharaud	g	6-13	6-10	7-7	1	0	1	2	25	5	1	0	0	34
13	EFEJUKU, Weyim	g	6-17	4-7	7-8	3	1	4	5	23	5	4	0	3	31
00	KELLOGG, Alex	g	0-0	0-0	0-0	1	1	2	1	0	0	0	0	0	5
02	BROOKS, Marshon	g	0-4	0-4	1-2	0	3	3	2	1	1	2	0	1	13
23	MCKENZIE, Brian	g	2-5	2-5	0-0	0	0	0	5	6	0	2	0	0	11
32	HANKE, Randall	g	0-1	0-0	0-0	0	2	2	0	0	0	1	1	0	13
TEAM						1	1								
Totals			27-69	17-40	20-30	16	22	38	26	91	13	18	3	11	200

TOTAL FG% 1st Half: 10-29 34.5% 2nd Half: 17-40 42.5% Game: 39.1% DEADB  
 3-Pt. FG% 1st Half: 6-16 37.5% 2nd Half: 11-24 45.8% Game: 42.5% REBS  
 F Throw % 1st Half: 8-13 61.5% 2nd Half: 12-17 70.6% Game: 66.7% 5

Officials: Tim Higgins, Ed Hightower, Paul Janssen  
 Technical fouls: Villanova-None. Providence-None.  
 Attendance: 11212  
 Score by Periods: 1st 2nd Total  
 Villanova: 49 45 - 94  
 Providence: 34 57 - 91  
 Points in the paint-VU 34, PC 14. Points off turnovers-VU 24, PC 26.  
 2nd chance points-VU 21, PC 14. Fast break points-VU 6, PC 7.  
 Bench points-VU 17, PC 7. Score tied-1 time. Lead changed-0 times.  
 Last FG-VU 2nd-00:33, PC 2nd-00:02.  
 Largest lead-VU by 20 2nd-15:38, PC None.

## No. 17 Villanova 102, No. 20 Syracuse 85 February 7, 2009 ~ Wachovia Center ~ Philadelphia, Pa.

VISITORS: Syracuse (18-6, 6-5 BE)

#	Player Name	TOT-FG 3-PT			REBOUNDS			TP	A	TO	BLK	S	MIN		
		FG-FGA	FG-FGA	FT-FTA	OF	DE	TOT							PF	
00	JACKSON, Rick	f	5-7	0-0	2-5	3	3	6	5	12	0	2	0	0	16
11	HARRIS, Paul	f	2-6	2-3	8-10	1	4	5	2	14	1	1	0	1	36
21	ONUAKU, Arinze	f	2-2	0-0	0-4	2	3	5	3	4	2	0	0	1	21
10	FLYNN, Jonny	g	5-14	1-5	11-13	3	2	5	3	22	8	4	0	2	36
23	DEVENDORP, Eric	g	6-18	3-8	6-8	0	2	3	21	4	7	0	2	33	33
01	RAUTINS, Andy	g	4-13	4-11	0-0	0	1	1	3	12	0	2	0	1	34
05	PRESTITTI, Jake	g	0-0	0-0	0-0	0	0	0	0	0	0	0	0	0	1
12	ONGENAET, Kristof	g	0-1	0-0	0-2	4	5	9	5	0	1	0	1	0	17
24	RESE, Brandon	g	0-0	0-0	0-0	0	0	0	0	0	0	0	0	0	1
32	JOSEPH, Kris	g	0-2	0-2	0-0	0	0	0	0	0	0	0	0	0	5
TEAM						3	1	4							
Totals			24-63	10-29	27-42	16	21	37	24	85	16	16	1	7	200

TOTAL FG% 1st Half: 9-24 37.5% 2nd Half: 15-39 38.5% Game: 38.1% DEADB  
 3-Pt. FG% 1st Half: 3-11 27.3% 2nd Half: 7-18 38.9% Game: 34.5% REBS  
 F Throw % 1st Half: 17-25 68.0% 2nd Half: 10-17 58.8% Game: 64.3% 8,1

HOME TEAM: Villanova (19-4, 7-3 BE)

#	Player Name	TOT-FG 3-PT			REBOUNDS			TP	A	TO	BLK	S	MIN		
		FG-FGA	FG-FGA	FT-FTA	OF	DE	TOT							PF	
20	CLARK, Shane	f	6-9	0-2	2-4	7	3	10	3	14	3	1	2	0	27
33	CUNNINGHAM, Dante	f	12-15	0-0	7-12	0	9	9	2	31	3	7	1	2	35
01	REYNOLDS, Scottie	g	3-11	2-5	2-2	0	1	1	3	10	3	1	0	1	26
15	REDDING, Reggie	g	3-5	1-1	1-1	3	1	4	4	8	2	1	0	0	26
22	ANDERSON, Dwayne	g	3-6	1-2	0-0	1	4	5	4	7	3	2	1	3	26
00	PENA, Antonio	g	1-2	0-0	0-0	1	2	3	5	2	0	1	0	0	9
04	COLENTA, Jason	g	0-0	0-0	0-0	0	0	0	0	0	0	0	0	0	0
10	FISHER, Corey	g	5-9	0-3	4-5	2	2	4	4	14	6	0	0	3	23
23	WOOTEN, Russell	g	0-0	0-0	0-0	0	0	0	0	0	0	0	0	0	0
24	STOKES, Corey	g	3-9	3-8	7-8	1	7	8	4	16	3	3	0	0	27
42	TCHUISI, Frank	g	0-0	0-0	0-0	0	0	0	0	0	0	0	0	0	1
TEAM						1	1	2							
Totals			36-66	7-21	23-32	16	30	46	29	102	23	17	4	9	200

TOTAL FG% 1st Half: 19-36 52.8% 2nd Half: 17-30 56.7% Game: 54.5% DEADB  
 3-Pt. FG% 1st Half: 4-13 30.8% 2nd Half: 3-8 37.5% Game: 33.3% REBS  
 F Throw % 1st Half: 11-14 78.6% 2nd Half: 12-18 66.7% Game: 71.9% 1

Officials: Curtis Shaw, Jim Haney, Michael Stephens  
 Technical fouls: Syracuse-FLYNN, Jonny. Villanova-None.  
 Attendance: 20390  
 Score by Periods: 1st 2nd Total  
 Syracuse: 38 47 - 85  
 Villanova: 53 49 - 102  
 Sellout.  
 Villanova's 8th sellout in 45 regular season games in building.  
 Villanova - Cunningham ties career high points (31)

## No. 13 Villanova 102, No. 10 Marquette 84 February 10, 2009 ~ The Pavilion ~ Villanova, Pa.

VISITORS: Marquette (20-4, 9-2 BE)

#	Player Name	TOT-FG 3-PT			REBOUNDS			TP	A	TO	BLK	S	MIN		
		FG-FGA	FG-FGA	FT-FTA	OF	DE	TOT							PF	
12	BURKE, Dwight	f	1-1	0-0	0-0	1	1	2	5	2	1	0	0	0	16
32	HAYWARD, Lazar	f	8-16	4-8	2-2	2	7	9	4	22	1	1	1	2	39
01	JAMES, Dominic	g	6-11	2-3	0-4	0	1	1	3	14	9	2	1		



# 2008-09 MEN'S BASKETBALL GAME NOTES

## West Virginia 93, No. 13 Villanova 72 February 13, 2009 ~ WVU Coliseum ~ Morgantown, W. Va.

VISITORS: Villanova 20-5/8-4

##	Player Name	TOT-FG 3-PT			REBOUNDS							MIN			
		PG-FGA	FG-FGA	FT-FTA	OF	DE	TOT	PF	TP	A	TO		BLK	S	
20	CLARK, Shane.....	f	2-5	1-1	2-4	1	4	5	2	7	0	1	0	0	29
33	CUNNINGHAM, Dante...	f	3-6	0-0	1-5	3	3	6	3	7	1	4	0	1	25
01	REYNOLDS, Scottie...	g	3-11	1-5	5-6	0	1	1	5	12	1	5	0	0	28
15	REDDING, Reggie.....	g	1-3	0-1	2-3	2	2	4	5	4	1	1	0	1	19
22	ANDERSON, Dwayne.....	g	2-5	0-3	2-2	2	4	6	2	6	0	1	0	2	19
00	PENA, Antonio.....		0-2	0-0	4-4	0	0	0	4	4	0	1	0	0	18
04	COLENDIA, Jason.....		0-0	0-0	0-0	0	0	0	0	0	0	0	0	0	1
10	FISHER, Corey.....		6-10	0-2	5-6	1	2	3	0	17	2	1	0	0	31
24	STOKES, Corey.....		5-10	3-6	2-2	1	4	5	3	15	0	2	0	0	29
42	TCHUISI, Frank.....		0-0	0-0	0-0	0	0	0	0	0	0	0	0	0	1
	TEAM.....					1		1							
	Totals.....		22-52	5-18	23-32	11	20	31	24	72	5	16	0	4	200

TOTAL FG% 1st Half: 8-20 40.0% 2nd Half: 14-32 43.8% Game: 42.3% DEADB  
 3-Pt. FG% 1st Half: 2-7 28.6% 2nd Half: 3-11 27.3% Game: 27.8% REBS  
 F Throw % 1st Half: 16-22 72.7% 2nd Half: 7-10 70.0% Game: 71.9% 4

HOME TEAM: West Virginia 17-8/6-6

##	Player Name	TOT-FG 3-PT			REBOUNDS							MIN			
		PG-FGA	FG-FGA	FT-FTA	OF	DE	TOT	PF	TP	A	TO		BLK	S	
01	BUTLER, Da'Sean.....	f	12-23	6-13	13-15	1	2	3	1	43	2	2	0	1	38
03	EBANKS, Devin.....	f	6-8	0-2	4-7	4	6	10	1	16	3	3	0	0	35
35	SMITH, Wellington...	f	1-3	0-0	2-2	3	4	7	4	4	3	0	2	1	19
22	RUOFF, Alex.....	g	3-12	1-7	1-2	0	2	2	3	8	5	2	1	1	40
25	BRYANT, Darryl.....	g	3-7	1-2	2-2	0	4	4	4	9	3	3	0	0	27
02	THOROUGHMAN, Cam....		0-0	0-0	0-0	0	0	0	2	0	0	0	0	0	4
05	JONES, Kevin.....		2-3	0-0	0-0	3	4	7	3	4	0	1	2	1	20
24	THOMAS, Will.....		0-0	0-0	0-0	0	0	0	0	0	0	0	0	0	0+
41	FLOWERS, John.....		4-6	1-1	0-0	0	0	0	2	9	3	0	1	0	17
	TEAM.....					2	2	4							
	Totals.....		31-62	9-25	22-28	13	24	37	20	93	19	11	6	4	200

3-Pt. FG% 1st Half: 6-14 42.9% 2nd Half: 3-11 27.3% Game: 36.0% REBS  
 F Throw % 1st Half: 6-7 85.7% 2nd Half: 16-21 76.2% Game: 78.6% 4

Officials: Pat Driscoll, Frank Scagliotta, Tony Greene

Technical fouls: Villanova-None. West Virginia-None.

Attendance: 12513

Score by Periods	1st	2nd	Total
Villanova.....	34	38	- 72
West Virginia.....	52	41	- 93

**THE STAT CREW SYSTEM**  
**Villanova Individual Game-by-Game (as of Feb 14, 2009)**  
**All games**

**#00 PENA, Antonio**

Opponent	Date	gs	min	Total		3-Pointers		Free throws		Rebounds				pf	a	t/o	blk	stl	pts	avg	
				fg-fga	pct	3fg-fga	pct	ft-fta	pct	off	def	tot	avg								
ALBANY	11/14/08	*	28	5-7	.714	0-0	.000	2-4	.500	2	3	5	5.0	0	0	2	2	1	0	12	
FORDHAM	11/17/08	*	24	4-5	.800	0-0	.000	2-2	1.000	3	3	6	5.5	3	0	3	2	1	0	10	
NIAGARA	11/19/08	*	21	2-2	1.000	0-0	.000	4-6	.667	2	5	7	6.0	5	1	0	2	0	1	8	
MONMOUTH	11/25/08	*	26	2-3	.667	0-0	.000	0-0	.000	2	4	6	6.0	5	1	2	1	1	1	4	
vs Towson	11/28/08	*	28	4-5	.800	0-0	.000	4-4	1.000	3	4	7	6.2	2	0	2	0	1	1	12	
vs Rhode Island	11/29/08	*	27	3-9	.333	0-1	.000	4-4	1.000	4	2	6	6.2	4	0	1	0	1	0	10	
at Penn	12/02/08	*	24	2-6	.333	0-0	.000	4-6	.667	2	2	4	5.9	5	1	2	3	0	0	8	
HOUSTON BAPTIST	12/04/08	*	28	4-6	.667	0-0	.000	2-2	1.000	2	2	4	5.6	2	0	0	0	0	2	10	
vs Texas	12/9/08	*	9	0-0	.000	0-0	.000	0-2	.000	0	0	0	5.0	1	0	0	2	0	0	0	
SAINT JOSEPH'S	12/11/08	*	30	2-3	.667	0-0	.000	0-0	.000	1	7	8	5.3	3	0	1	1	0	0	4	
at La Salle	12/14/08	*	34	1-6	.167	0-0	.000	3-4	.750	2	4	6	5.4	3	0	6	0	1	0	5	
NAVY	12/22/08	*	25	1-3	.333	0-0	.000	5-6	.833	4	8	12	5.9	3	0	4	3	3	0	7	
TEMPLE	12/29/08	*	20	1-1	1.000	0-0	.000	1-2	.500	3	6	9	6.2	0	0	0	4	1	0	3	
at Marquette	01/01/09	*	7	0-1	.000	0-0	.000	0-0	.000	0	4	4	6.0	3	0	1	1	0	0	0	
at Seton Hall	01/06/09	*	29	3-6	.500	0-0	.000	1-4	.250	2	6	8	6.1	1	0	4	0	0	0	7	
#23 LOUISVILLE	01/10/09	*	34	4-8	.500	0-0	.000	6-14	.429	3	5	8	6.3	1	0	1	4	1	1	14	
ST. JOHN'S	01/18/09	*	27	5-9	.556	0-0	.000	3-4	.750	3	6	9	6.4	2	0	2	4	1	1	13	
at #3 Connecticut	01/21/09	*	31	5-11	.455	0-0	.000	2-2	1.000	3	5	8	6.5	2	0	0	1	1	1	12	
at USF	01/24/09	*	23	2-7	.286	0-0	.000	2-4	.500	0	1	1	6.2	4	0	1	1	0	0	6	
#3 PITTSBURGH	01/28/09	*	14	1-3	.333	0-0	.000	0-0	.000	0	1	1	6.0	1	0	2	1	0	0	2	
CINCINNATI	02/01/09		14	2-3	.667	0-0	.000	0-0	.000	1	2	3	5.8	2	0	0	1	0	0	4	
at Providence	02/04/09		9	1-3	.333	0-0	.000	0-0	.000	0	1	1	5.6	1	0	0	3	0	1	2	
SYRACUSE	02/07/09		9	1-2	.500	0-0	.000	0-0	.000	1	2	3	5.5	5	1	0	1	0	0	2	
MARQUETTE	02/10/09		11	2-3	.667	0-0	.000	1-2	.500	0	3	3	5.4	4	0	1	0	1	0	5	
at West Virginia	2/13/09		18	0-2	.000	0-0	.000	4-4	1.000	0	0	0	5.2	4	0	0	1	0	0	4	
Totals			20	550	57-114	.500	0-1	.000	50-76	.658	43	86	129	5.2	66	4	35	38	14	9	164

Games played: 25  
Minutes/game: 22.0  
Points/game: 6.6  
FG Pct: 50.0  
3FG Pct: 0.0  
FT Pct: 65.8

Rebounds/game: 5.2  
Assists/game: 1.4  
Turnovers/game: 1.5  
Assist/turnover ratio: 0.9  
Steals/game: 0.4  
Blocks/game: 0.6

THE STAT CREW SYSTEM  
Villanova Individual Game-by-Game (as of Feb 14, 2009)  
All games

#01 REYNOLDS, Scottie

Opponent	Date	gs	min	Total		3-Pointers		Free throws		Rebounds				pf	a	t/o	blk	stl	pts	avg	
				fg-fga	pct	3fg-fga	pct	ft-fa	pct	off	def	tot	avg								
ALBANY	11/14/08	*	30	4-11	.364	2-6	.333	3-3	1.000	0	1	1	1.0	3	0	6	1	0	2	13	
FORDHAM	11/17/08	*	22	3-9	.333	1-4	.250	4-4	1.000	1	3	4	2.5	3	0	7	1	0	2	11	
NIAGARA	11/19/08	*	36	4-14	.286	2-5	.400	9-10	.900	0	4	4	3.0	1	0	2	5	0	4	19	
MONMOUTH	11/25/08	*	28	1-6	.167	0-3	.000	7-8	.875	0	6	6	3.8	2	0	4	1	0	3	9	
vs Towson	11/28/08	*	31	5-9	.556	3-7	.429	1-2	.500	2	4	6	4.2	1	0	6	4	1	1	14	
vs Rhode Island	11/29/08	*	30	3-9	.333	1-4	.250	6-8	.750	0	1	1	3.7	3	0	3	2	0	1	13	
at Penn	12/02/08	*	35	3-9	.333	2-6	.333	2-2	1.000	1	2	3	3.6	0	0	4	3	0	0	10	
HOUSTON BAPTIST	12/04/08	*	30	8-13	.615	4-7	.571	3-3	1.000	0	1	1	3.3	2	0	6	1	1	2	23	
vs Texas	12/9/08	*	38	2-7	.286	0-2	.000	6-7	.857	2	3	5	3.4	5	1	5	4	0	2	10	
SAINT JOSEPH'S	12/11/08	*	36	5-15	.333	3-7	.429	5-5	1.000	0	4	4	3.5	2	0	6	2	0	2	18	
at La Salle	12/14/08	*	30	5-12	.417	3-5	.600	0-2	.000	0	0	0	3.2	1	0	2	2	0	0	13	
NAVY	12/22/08	*	35	7-16	.438	4-9	.444	5-7	.714	0	1	1	3.0	1	0	3	1	0	1	23	
TEMPLE	12/29/08	*	31	2-9	.222	2-6	.333	2-2	1.000	0	3	3	3.0	1	0	3	1	0	1	8	
at Marquette	01/01/09	*	35	6-15	.400	3-8	.375	0-0	.000	0	1	1	2.9	5	1	1	4	0	2	15	
at Seton Hall	01/06/09	*	43	10-17	.588	5-8	.625	15-16	.938	1	3	4	2.9	1	0	3	4	0	2	40	
#23 LOUISVILLE	01/10/09	*	33	3-6	.500	0-2	.000	5-5	1.000	0	4	4	3.0	3	0	2	4	0	1	11	
ST. JOHN'S	01/18/09	*	20	4-6	.667	1-3	.333	0-1	.000	0	3	3	3.0	4	0	5	1	0	0	9	
at #3 Connecticut	01/21/09	*	32	4-11	.364	1-5	.200	5-6	.833	2	0	2	2.9	3	0	5	3	0	0	14	
at USF	01/24/09	*	30	1-5	.200	1-5	.200	4-6	.667	0	2	2	2.9	2	0	7	4	1	1	7	
#3 PITTSBURGH	01/28/09	*	24	3-11	.273	2-6	.333	2-2	1.000	0	0	0	2.8	4	0	3	1	0	1	10	
CINCINNATI	02/01/09	*	30	2-8	.250	0-3	.000	7-8	.875	0	2	2	2.7	3	0	2	2	0	0	11	
at Providence	02/04/09	*	37	7-18	.389	4-11	.364	13-15	.867	4	2	6	2.9	4	0	2	5	0	1	31	
SYRACUSE	02/07/09	*	26	3-11	.273	2-5	.400	2-2	1.000	0	1	1	2.8	3	0	3	1	0	1	10	
MARQUETTE	02/10/09	*	35	10-17	.588	5-11	.455	2-5	.400	1	3	4	2.8	1	0	1	0	0	0	27	
at West Virginia	2/13/09	*	28	3-11	.273	1-5	.200	5-6	.833	0	1	1	2.8	5	1	1	5	0	0	12	
Totals			25	785	108-275	.393	52-143	.364	113-135	.837	14	55	69	2.8	63	3	92	62	3	30	381

Games played: 25  
Minutes/game: 31.4  
Points/game: 15.2  
FG Pct: 39.3  
3FG Pct: 36.4  
FT Pct: 83.7

Rebounds/game: 2.8  
Assists/game: 3.7  
Turnovers/game: 2.5  
Assist/turnover ratio: 1.5  
Steals/game: 1.2  
Blocks/game: 0.1

THE STAT CREW SYSTEM  
 Villanova Individual Game-by-Game (as of Feb 14, 2009)  
 All games

#04 COLENDIA, Jason

Opponent	Date	gs	min	Total		3-Pointers		Free throws		Rebounds				pf	a	t/o	blk	stl	pts	avg
				fg-fga	pct	3fg-fga	pct	ft-fta	pct	off	def	tot	avg							
ALBANY	11/14/08		1	0-0	.000	0-0	.000	0-0	.000	0	0	0	0.0	0	0	0	1	0	0	0
FORDHAM	11/17/08		6	0-0	.000	0-0	.000	0-0	.000	0	1	1	0.5	0	0	1	0	0	0	0
NIAGARA	11/19/08		1	0-0	.000	0-0	.000	0-0	.000	0	0	0	0.3	0	0	0	0	0	0	0
MONMOUTH	11/25/08		3	0-1	.000	0-0	.000	0-0	.000	0	0	0	0.3	0	0	0	0	0	0	0
vs Towson	11/28/08		1	0-0	.000	0-0	.000	0-0	.000	0	0	0	0.2	0	0	0	0	0	0	0
vs Rhode Island	11/29/08		1	0-0	.000	0-0	.000	0-0	.000	0	0	0	0.2	0	0	0	0	0	0	0
at Penn	12/02/08		2	0-0	.000	0-0	.000	0-0	.000	0	0	0	0.1	0	0	0	0	0	0	0
HOUSTON BAPTIST	12/04/08		3	0-0	.000	0-0	.000	0-0	.000	0	2	2	0.4	0	0	0	0	0	0	0
vs Texas	12/9/08		1	0-0	.000	0-0	.000	0-0	.000	0	0	0	0.3	0	0	0	0	0	0	0
at La Salle	12/14/08		1	0-0	.000	0-0	.000	0-0	.000	0	0	0	0.3	0	0	0	0	0	0	0
ST. JOHN'S	01/18/09		1	0-0	.000	0-0	.000	0-0	.000	0	0	0	0.3	0	0	0	0	0	0	0
CINCINNATI	02/01/09		1	0-0	.000	0-0	.000	0-0	.000	0	0	0	0.3	0	0	0	0	0	0	0
at Providence	02/04/09		0	0-0	.000	0-0	.000	0-0	.000	0	0	0	0.2	0	0	0	0	0	0	0
SYRACUSE	02/07/09		0	0-0	.000	0-0	.000	0-0	.000	0	0	0	0.2	0	0	0	0	0	0	0
MARQUETTE	02/10/09		1	0-0	.000	0-0	.000	0-0	.000	0	0	0	0.2	0	0	0	0	0	0	0
at West Virginia	2/13/09		1	0-0	.000	0-0	.000	0-0	.000	0	0	0	0.2	0	0	0	0	0	0	0
Totals		0	24	0-1	.000	0-0	.000	0-0	.000	0	3	3	0.2	0	0	1	1	0	0	0

Games played: 16  
 Minutes/game: 1.5  
 FG Pct: 0.0

Rebounds/game: 0.2  
 Assists/game: 0.1  
 Turnovers/game: 0.1  
 Assist/turnover ratio: 1.0

THE STAT CREW SYSTEM  
Villanova Individual Game-by-Game (as of Feb 14, 2009)  
All games

#10 FISHER, Corey

Opponent	Date	gs	min	Total		3-Pointers		Free throws		Rebounds				pf	a	t/o	blk	stl	pts	avg	
				fg-fga	pct	3fg-fga	pct	ft-fta	pct	off	def	tot	avg								
ALBANY	11/14/08	*	30	3-6	.500	0-2	.000	4-4	1.000	0	2	2	2.0	3	0	5	3	0	4	10	
FORDHAM	11/17/08	*	30	4-10	.400	2-4	.500	7-8	.875	0	2	2	2.0	3	0	4	1	0	2	17	
NIAGARA	11/19/08	*	36	4-12	.333	1-5	.200	6-10	.600	0	6	6	3.3	2	0	5	2	0	3	15	
MONMOUTH	11/25/08	*	22	2-8	.250	0-2	.000	0-0	.000	0	0	0	2.5	2	0	4	3	0	1	4	
vs Towson	11/28/08	*	28	4-8	.500	2-4	.500	1-3	.333	1	1	2	2.4	1	0	1	1	0	2	11	
vs Rhode Island	11/29/08	*	24	5-8	.625	0-1	.000	4-5	.800	0	0	0	2.0	3	0	1	2	0	1	14	
at Penn	12/02/08	*	28	3-9	.333	0-2	.000	1-2	.500	1	5	6	2.6	3	0	4	2	0	3	7	
HOUSTON BAPTIST	12/04/08	*	33	3-8	.375	0-3	.000	6-6	1.000	1	2	3	2.6	3	0	3	2	0	1	12	
vs Texas	12/9/08	*	17	0-5	.000	0-1	.000	0-0	.000	0	1	1	2.4	2	0	1	2	0	1	0	
SAINT JOSEPH'S	12/11/08		15	0-3	.000	0-0	.000	2-2	1.000	1	0	1	2.3	2	0	2	3	0	0	2	
at La Salle	12/14/08		26	4-9	.444	0-1	.000	0-0	.000	0	2	2	2.3	1	0	6	1	0	0	8	
NAVY	12/22/08		26	2-6	.333	0-1	.000	3-4	.750	1	0	1	2.2	0	0	3	1	0	0	7	
TEMPLE	12/29/08		28	7-8	.875	4-4	1.000	5-7	.714	1	3	4	2.3	3	0	3	1	0	2	23	
at Marquette	01/01/09		33	6-14	.429	1-3	.333	8-11	.727	3	2	5	2.5	3	0	1	3	0	2	21	
at Seton Hall	01/06/09	*	16	0-5	.000	0-2	.000	0-0	.000	0	0	0	2.3	2	0	2	2	0	0	0	
#23 LOUISVILLE	01/10/09	*	18	1-4	.250	1-1	1.000	4-4	1.000	0	2	2	2.3	2	0	3	1	0	0	7	
ST. JOHN'S	01/18/09	*	28	5-7	.714	0-0	.000	2-4	.500	0	1	1	2.2	5	1	2	2	0	1	12	
at #3 Connecticut	01/21/09		22	4-10	.400	1-2	.500	0-0	.000	0	2	2	2.2	4	0	3	4	0	1	9	
at USF	01/24/09		19	3-6	.500	0-2	.000	4-6	.667	1	1	2	2.2	3	0	0	4	0	1	10	
#3 PITTSBURGH	01/28/09		18	3-5	.600	1-2	.500	2-4	.500	1	1	2	2.2	2	0	1	4	0	1	9	
CINCINNATI	02/01/09		20	4-6	.667	0-1	.000	3-4	.750	0	1	1	2.1	3	0	2	2	0	2	11	
at Providence	02/04/09		16	5-10	.500	1-4	.250	1-1	1.000	0	1	1	2.1	5	1	1	2	0	1	12	
SYRACUSE	02/07/09		23	5-9	.556	0-3	.000	4-5	.800	2	2	4	2.2	4	0	6	0	0	3	14	
MARQUETTE	02/10/09		32	6-10	.600	4-5	.800	5-7	.714	0	2	2	2.2	2	0	4	3	0	1	21	
at West Virginia	2/13/09		31	6-10	.600	0-2	.000	5-6	.833	1	2	3	2.2	0	0	2	1	0	0	17	
Totals			12	619	89-196	.454	18-57	.316	77-103	.748	14	41	55	2.2	63	2	69	52	0	33	273

Games played: 25  
Minutes/game: 24.8  
Points/game: 10.9  
FG Pct: 45.4  
3FG Pct: 31.6  
FT Pct: 74.8

Rebounds/game: 2.2  
Assists/game: 2.8  
Turnovers/game: 2.1  
Assist/turnover ratio: 1.3  
Steals/game: 1.3

THE STAT CREW SYSTEM  
Villanova Individual Game-by-Game (as of Feb 14, 2009)  
All games

#15 REDDING, Reggie

Opponent	Date	gs	min	Total		3-Pointers		Free throws		Rebounds				pf	a	t/o	blk	stl	pts	avg	
				fg-fga	pct	3fg-fga	pct	ft-fa	pct	off	def	tot	avg								
ALBANY	11/14/08		26	4-7	.571	1-3	.333	2-2	1.000	0	4	4	4.0	1	0	2	1	0	1	11	
FORDHAM	11/17/08		23	4-5	.800	1-2	.500	0-0	.000	0	4	4	4.0	4	0	4	1	0	0	9	
NIAGARA	11/19/08	*	34	5-10	.500	2-4	.500	2-2	1.000	1	3	4	4.0	1	0	3	2	0	0	14	
MONMOUTH	11/25/08		30	2-5	.400	1-2	.500	0-0	.000	2	4	6	4.5	2	0	2	2	0	1	5	
vs Towson	11/28/08		28	1-6	.167	0-2	.000	0-2	.000	3	3	6	4.8	2	0	3	5	0	0	2	
vs Rhode Island	11/29/08		31	3-8	.375	1-4	.250	4-5	.800	7	5	12	6.0	3	0	3	1	0	1	11	
at Penn	12/02/08		26	1-6	.167	0-1	.000	0-0	.000	2	4	6	6.0	3	0	2	0	1	1	2	
HOUSTON BAPTIST	12/04/08		27	1-4	.250	1-3	.333	4-4	1.000	0	3	3	5.6	2	0	4	2	0	1	7	
vs Texas	12/9/08		25	2-8	.250	1-3	.333	2-5	.400	1	2	3	5.3	4	0	4	4	0	1	7	
SAINT JOSEPH'S	12/11/08		13	2-5	.400	0-1	.000	2-2	1.000	0	3	3	5.1	0	0	0	0	0	0	6	
at La Salle	12/14/08		17	3-4	.750	1-1	1.000	0-0	.000	0	2	2	4.8	1	0	2	1	0	0	7	
NAVY	12/22/08		26	0-4	.000	0-3	.000	0-0	.000	0	2	2	4.6	4	0	4	1	0	2	0	
TEMPLE	12/29/08		28	1-5	.200	0-1	.000	2-2	1.000	1	5	6	4.7	3	0	2	0	0	0	4	
at Marquette	01/01/09	*	24	0-4	.000	0-2	.000	4-4	1.000	2	1	3	4.6	4	0	2	3	0	2	4	
at Seton Hall	01/06/09		28	4-10	.400	1-3	.333	1-1	1.000	2	1	3	4.5	3	0	3	1	1	1	10	
#23 LOUISVILLE	01/10/09		24	0-3	.000	0-0	.000	0-1	.000	3	3	6	4.6	2	0	3	3	0	1	0	
ST. JOHN'S	01/18/09		31	2-4	.500	1-2	.500	0-1	.000	2	3	5	4.6	3	0	3	2	0	4	5	
at #3 Connecticut	01/21/09	*	22	5-10	.500	1-2	.500	1-3	.333	2	2	4	4.6	4	0	1	2	1	2	12	
at USF	01/24/09	*	33	5-9	.556	0-1	.000	1-4	.250	1	5	6	4.6	5	1	1	2	1	0	11	
#3 PITTSBURGH	01/28/09	*	34	4-6	.667	0-0	.000	10-10	1.000	1	6	7	4.8	3	0	2	2	1	2	18	
CINCINNATI	02/01/09	*	25	1-4	.250	0-1	.000	0-0	.000	1	3	4	4.7	3	0	2	1	0	1	2	
at Providence	02/04/09	*	36	6-11	.545	0-3	.000	0-0	.000	4	7	11	5.0	2	0	3	5	1	0	12	
SYRACUSE	02/07/09	*	26	3-5	.600	1-1	1.000	1-1	1.000	3	1	4	5.0	4	0	2	1	0	0	8	
MARQUETTE	02/10/09	*	27	0-4	.000	0-3	.000	2-4	.500	1	5	6	5.0	2	0	6	4	1	1	2	
at West Virginia	2/13/09	*	19	1-3	.333	0-1	.000	2-3	.667	2	2	4	5.0	5	1	1	1	0	1	4	
Totals			10	663	60-150	.400	13-49	.265	40-56	.714	41	83	124	5.0	70	2	64	47	7	23	173

Games played: 25  
Minutes/game: 26.5  
Points/game: 6.9  
FG Pct: 40.0  
3FG Pct: 26.5  
FT Pct: 71.4

Rebounds/game: 5.0  
Assists/game: 2.6  
Turnovers/game: 1.9  
Assist/turnover ratio: 1.4  
Steals/game: 0.9  
Blocks/game: 0.3

THE STAT CREW SYSTEM  
Villanova Individual Game-by-Game (as of Feb 14, 2009)  
All games

#20 CLARK, Shane

Opponent	Date	gs	min	Total		3-Pointers		Free throws		Rebounds				pf	a	t/o	blk	stl	pts	avg
				fg-fga	pct	3fg-fga	pct	ft-fta	pct	off	def	tot	avg							
FORDHAM	11/17/08		16	3-5	.600	0-1	.000	2-2	1.000	0	1	1	1.0	3	0	1	1	0	0	8
NIAGARA	11/19/08		14	1-2	.500	0-0	.000	0-0	.000	1	0	1	1.0	5	1	0	1	0	0	2
MONMOUTH	11/25/08		22	4-4	1.000	2-2	1.000	0-0	.000	2	0	2	1.3	2	0	1	1	0	1	10
vs Towson	11/28/08		15	1-3	.333	0-1	.000	0-2	.000	0	2	2	1.5	1	0	2	2	0	0	2
vs Rhode Island	11/29/08		25	4-8	.500	0-3	.000	0-0	.000	2	2	4	2.0	2	0	2	2	0	2	8
at Penn	12/02/08		15	1-4	.250	0-1	.000	3-3	1.000	3	1	4	2.3	2	0	0	2	0	0	5
HOUSTON BAPTIST	12/04/08		13	2-4	.500	1-3	.333	0-0	.000	1	2	3	2.4	0	0	1	1	0	0	5
vs Texas	12/9/08		22	1-3	.333	1-3	.333	0-0	.000	1	1	2	2.4	3	0	2	1	0	0	3
SAINT JOSEPH'S	12/11/08		15	1-4	.250	0-1	.000	0-2	.000	1	2	3	2.4	1	0	0	0	0	0	2
at La Salle	12/14/08		17	3-4	.750	0-0	.000	0-0	.000	0	7	7	2.9	3	0	0	0	1	1	6
NAVY	12/22/08		16	1-3	.333	0-1	.000	0-0	.000	2	2	4	3.0	4	0	1	1	0	0	2
TEMPLE	12/29/08		20	1-3	.333	1-1	1.000	4-4	1.000	1	1	2	2.9	3	0	1	1	0	1	7
at Marquette	01/01/09		20	1-1	1.000	0-0	.000	0-0	.000	0	3	3	2.9	2	0	1	1	0	1	2
at Seton Hall	01/06/09		21	1-2	.500	0-1	.000	0-0	.000	2	1	3	2.9	2	0	2	0	0	0	2
#23 LOUISVILLE	01/10/09		13	1-4	.250	0-1	.000	0-0	.000	2	3	5	3.1	2	0	0	0	1	1	2
at #3 Connecticut	01/21/09		18	0-1	.000	0-0	.000	1-2	.500	0	1	1	2.9	3	0	1	1	1	1	1
at USF	01/24/09		20	1-2	.500	1-1	1.000	2-4	.500	3	5	8	3.2	2	0	1	1	0	1	5
#3 PITTSBURGH	01/28/09		17	0-1	.000	0-0	.000	0-2	.000	4	3	7	3.4	3	0	0	0	0	0	0
CINCINNATI	02/01/09	*	21	2-4	.500	0-1	.000	0-0	.000	2	1	3	3.4	0	0	0	1	1	0	4
at Providence	02/04/09	*	15	0-3	.000	0-0	.000	3-6	.500	3	1	4	3.5	3	0	1	0	0	0	3
SYRACUSE	02/07/09	*	27	6-9	.667	0-2	.000	2-4	.500	7	3	10	3.8	3	0	3	1	2	0	14
MARQUETTE	02/10/09	*	26	6-6	1.000	3-3	1.000	1-2	.500	3	4	7	3.9	2	0	3	1	1	0	16
at West Virginia	2/13/09	*	29	2-5	.400	1-1	1.000	2-4	.500	1	4	5	4.0	2	0	0	1	0	0	7
Totals		5	437	43-85	.506	10-27	.370	20-37	.541	41	50	91	4.0	53	1	23	20	7	9	116

Games played: 23  
Minutes/game: 19.0  
Points/game: 5.0  
FG Pct: 50.6  
3FG Pct: 37.0  
FT Pct: 54.1

Rebounds/game: 4.0  
Assists/game: 1.0  
Turnovers/game: 0.9  
Assist/turnover ratio: 1.2  
Steals/game: 0.4  
Blocks/game: 0.3

THE STAT CREW SYSTEM  
Villanova Individual Game-by-Game (as of Feb 14, 2009)  
All games

#22 ANDERSON, Dwayne

Opponent	Date	gs	min	Total		3-Pointers		Free throws		Rebounds				pf	a	t/o	blk	stl	pts	avg	
				fg-fga	pct	3fg-fga	pct	ft-fa	pct	off	def	tot	avg								
at Penn	12/02/08		7	1-1	1.000	1-1	1.000	0-0	.000	0	1	1	1.0	0	0	0	1	0	0	3	
vs Texas	12/9/08		20	1-4	.250	0-1	.000	2-2	1.000	5	4	9	5.0	3	0	0	2	0	2	4	
SAINT JOSEPH'S	12/11/08	*	31	3-5	.600	1-3	.333	3-3	1.000	1	0	1	3.7	3	0	1	0	1	2	10	
at La Salle	12/14/08	*	21	1-4	.250	0-2	.000	0-0	.000	2	2	4	3.8	2	0	1	1	0	1	2	
NAVY	12/22/08	*	17	2-4	.500	0-2	.000	0-0	.000	3	1	4	3.8	3	0	1	1	1	2	4	
TEMPLE	12/29/08	*	13	1-2	.500	1-2	.500	0-0	.000	0	0	0	3.2	1	0	0	1	0	0	3	
at Marquette	01/01/09		22	2-4	.500	0-2	.000	0-0	.000	2	3	5	3.4	4	0	2	0	0	0	4	
at Seton Hall	01/06/09	*	36	4-9	.444	1-3	.333	0-0	.000	7	8	15	4.9	4	0	1	2	2	0	9	
#23 LOUISVILLE	01/10/09	*	21	0-3	.000	0-2	.000	0-1	.000	0	4	4	4.8	3	0	1	0	1	0	0	
ST. JOHN'S	01/18/09	*	29	5-9	.556	1-3	.333	3-3	1.000	1	3	4	4.7	3	0	2	3	1	3	14	
at #3 Connecticut	01/21/09	*	31	5-9	.556	1-3	.333	4-4	1.000	3	5	8	5.0	3	0	3	1	0	3	15	
at USF	01/24/09	*	37	2-5	.400	1-3	.333	2-3	.667	4	7	11	5.5	2	0	3	1	1	0	7	
#3 PITTSBURGH	01/28/09	*	35	2-7	.286	2-4	.500	1-2	.500	0	4	4	5.4	0	0	2	2	0	2	7	
CINCINNATI	02/01/09	*	31	3-7	.429	2-4	.500	1-2	.500	2	6	8	5.6	4	0	3	1	2	1	9	
at Providence	02/04/09	*	35	5-11	.455	3-4	.750	6-6	1.000	3	7	10	5.9	2	0	2	3	0	5	19	
SYRACUSE	02/07/09	*	26	3-6	.500	1-2	.500	0-0	.000	1	4	5	5.8	4	0	3	2	1	3	7	
MARQUETTE	02/10/09	*	13	4-6	.667	1-2	.500	1-2	.500	2	1	3	5.6	2	0	1	0	0	0	10	
at West Virginia	2/13/09	*	19	2-5	.400	0-3	.000	2-2	1.000	2	4	6	5.7	2	0	0	1	0	2	6	
Totals			15	444	46-101	.455	16-46	.348	25-30	.833	38	64	102	5.7	45	0	26	22	10	26	133

Games played: 18  
Minutes/game: 24.7  
Points/game: 7.4  
FG Pct: 45.5  
3FG Pct: 34.8  
FT Pct: 83.3

Rebounds/game: 5.7  
Assists/game: 1.4  
Turnovers/game: 1.2  
Assist/turnover ratio: 1.2  
Steals/game: 1.4  
Blocks/game: 0.6

THE STAT CREW SYSTEM  
Villanova Individual Game-by-Game (as of Feb 14, 2009)  
All games

#23 WOOTEN, Russell

Opponent	Date	gs	min	Total		3-Pointers		Free throws		Rebounds				pf	a	t/o	blk	stl	pts	avg
				fg-fga	pct	3fg-fga	pct	ft-fta	pct	off	def	tot	avg							
ALBANY	11/14/08		1	0-0	.000	0-0	.000	0-0	.000	1	0	1	1.0	1	0	0	0	0	0	0
FORDHAM	11/17/08		5	0-0	.000	0-0	.000	0-0	.000	1	0	1	1.0	1	0	0	0	0	0	0
NIAGARA	11/19/08		1	0-0	.000	0-0	.000	0-0	.000	0	0	0	0.7	0	0	0	0	0	0	0
MONMOUTH	11/25/08		3	0-0	.000	0-0	.000	0-0	.000	0	0	0	0.5	1	0	0	0	0	0	0
vs Towson	11/28/08		1	0-0	.000	0-0	.000	0-0	.000	0	0	0	0.4	0	0	0	0	0	0	0
at Penn	12/02/08		1	0-0	.000	0-0	.000	0-0	.000	0	0	0	0.3	0	0	0	0	0	0	0
HOUSTON BAPTIST	12/04/08		3	0-0	.000	0-0	.000	0-0	.000	0	0	0	0.3	0	0	0	0	0	0	0
ST. JOHN'S	01/18/09		1	0-0	.000	0-0	.000	0-0	.000	0	0	0	0.3	0	0	0	0	0	0	0
CINCINNATI	02/01/09		1	0-0	.000	0-0	.000	0-0	.000	0	0	0	0.2	0	0	0	0	0	0	0
SYRACUSE	02/07/09		0	0-0	.000	0-0	.000	0-0	.000	0	0	0	0.2	0	0	0	0	0	0	0
Totals		0	17	0-0	.000	0-0	.000	0-0	.000	2	0	2	0.2	3	0	0	0	0	0	0

Games played: 10  
Minutes/game: 1.7

Rebounds/game: 0.2

THE STAT CREW SYSTEM  
Villanova Individual Game-by-Game (as of Feb 14, 2009)  
All games

#24 STOKES, Corey

Opponent	Date	gs	min	Total		3-Pointers		Free throws		Rebounds				pf	a	t/o	blk	stl	pts	avg	
				fg-fga	pct	3fg-fga	pct	ft-fa	pct	off	def	tot	avg								
ALBANY	11/14/08	*	26	4-6	.667	3-4	.750	2-2	1.000	0	0	0	0.0	3	0	0	1	0	0	13	
FORDHAM	11/17/08	*	31	4-6	.667	3-3	1.000	6-6	1.000	1	7	8	4.0	2	0	2	1	0	1	17	
NIAGARA	11/19/08		27	2-4	.500	2-4	.500	2-4	.500	0	3	3	3.7	2	0	0	0	0	1	8	
MONMOUTH	11/25/08	*	28	6-13	.462	5-11	.455	1-2	.500	0	7	7	4.5	0	0	3	2	0	1	18	
vs Towson	11/28/08	*	30	3-12	.250	2-10	.200	0-0	.000	1	3	4	4.4	3	0	3	0	0	2	8	
vs Rhode Island	11/29/08	*	23	1-5	.200	0-2	.000	1-1	1.000	0	0	0	3.7	4	0	0	2	0	0	3	
at Penn	12/02/08	*	25	5-8	.625	4-6	.667	0-0	.000	2	3	5	3.9	1	0	1	1	1	1	14	
HOUSTON BAPTIST	12/04/08	*	27	7-11	.636	6-9	.667	2-2	1.000	0	3	3	3.8	2	0	1	2	0	0	22	
vs Texas	12/9/08	*	30	4-9	.444	2-7	.286	1-2	.500	1	2	3	3.7	3	0	0	2	0	2	11	
SAINT JOSEPH'S	12/11/08	*	21	1-3	.333	1-2	.500	0-0	.000	0	2	2	3.5	0	0	1	0	0	0	3	
at La Salle	12/14/08	*	29	6-10	.600	4-7	.571	2-2	1.000	0	3	3	3.5	3	0	1	0	0	1	18	
NAVY	12/22/08	*	20	3-12	.250	1-5	.200	4-5	.800	2	3	5	3.6	1	0	0	0	1	2	11	
TEMPLE	12/29/08	*	26	1-7	.143	0-3	.000	0-0	.000	0	4	4	3.6	2	0	0	1	0	1	2	
at Marquette	01/01/09	*	24	3-8	.375	2-5	.400	2-2	1.000	0	1	1	3.4	2	0	2	2	2	0	10	
at Seton Hall	01/06/09		7	0-2	.000	0-1	.000	0-0	.000	0	1	1	3.3	1	0	0	0	0	0	0	
#23 LOUISVILLE	01/10/09		21	2-6	.333	1-2	.500	0-0	.000	2	2	4	3.3	2	0	2	0	0	1	5	
ST. JOHN'S	01/18/09		28	2-6	.333	2-4	.500	0-0	.000	0	3	3	3.3	2	0	2	1	0	0	6	
at #3 Connecticut	01/21/09		25	3-6	.500	3-6	.500	3-3	1.000	0	2	2	3.2	2	0	0	2	0	0	12	
at USF	01/24/09		19	2-4	.500	2-4	.500	4-4	1.000	2	1	3	3.2	1	0	1	1	0	2	10	
#3 PITTSBURGH	01/28/09		24	2-4	.500	1-3	.333	1-2	.500	0	2	2	3.2	1	0	2	2	0	1	6	
CINCINNATI	02/01/09		21	3-6	.500	0-2	.000	3-4	.750	1	3	4	3.2	1	0	0	1	1	0	9	
at Providence	02/04/09		17	1-7	.143	1-6	.167	0-0	.000	0	3	3	3.2	3	0	0	0	0	1	3	
SYRACUSE	02/07/09		27	3-9	.333	3-8	.375	7-8	.875	1	7	8	3.4	4	0	3	3	0	0	16	
MARQUETTE	02/10/09		21	2-5	.400	0-0	.000	2-2	1.000	0	4	4	3.4	2	0	5	0	0	0	6	
at West Virginia	2/13/09		29	5-10	.500	3-6	.500	2-2	1.000	1	4	5	3.5	3	0	0	2	0	0	15	
Totals			13	606	75-179	.419	51-120	.425	45-53	.849	14	73	87	3.5	50	0	29	26	5	17	246

Games played: 25  
Minutes/game: 24.2  
Points/game: 9.8  
FG Pct: 41.9  
3FG Pct: 42.5  
FT Pct: 84.9

Rebounds/game: 3.5  
Assists/game: 1.2  
Turnovers/game: 1.0  
Assist/turnover ratio: 1.1  
Steals/game: 0.7  
Blocks/game: 0.2

THE STAT CREW SYSTEM  
Villanova Individual Game-by-Game (as of Feb 14, 2009)  
All games

#33 CUNNINGHAM, Dante

Opponent	Date	gs	min	Total		3-Pointers		Free throws		Rebounds				pf	a	t/o	blk	stl	pts	avg	
				fg-fga	pct	3fg-fga	pct	ft-fa	pct	off	def	tot	avg								
ALBANY	11/14/08	*	30	6-9	.667	0-0	.000	1-3	.333	3	3	6	6.0	2	0	3	2	0	1	13	
FORDHAM	11/17/08	*	29	11-17	.647	0-0	.000	9-12	.750	6	5	11	8.5	2	0	1	1	1	1	31	
NIAGARA	11/19/08	*	23	3-3	1.000	0-0	.000	5-6	.833	2	1	3	6.7	5	1	1	2	0	1	11	
MONMOUTH	11/25/08	*	30	9-17	.529	0-0	.000	1-1	1.000	6	1	7	6.8	1	0	0	1	0	1	19	
vs Towson	11/28/08	*	30	4-8	.500	0-0	.000	4-4	1.000	1	6	7	6.8	2	0	0	1	1	2	12	
vs Rhode Island	11/29/08	*	37	6-15	.400	0-0	.000	7-8	.875	2	10	12	7.7	2	0	1	0	3	1	19	
at Penn	12/02/08	*	33	8-15	.533	0-1	.000	4-4	1.000	4	7	11	8.1	1	0	2	2	3	1	20	
HOUSTON BAPTIST	12/04/08	*	30	6-9	.667	0-0	.000	1-3	.333	3	4	7	8.0	1	0	1	2	0	4	13	
vs Texas	12/9/08	*	38	9-14	.643	0-1	.000	5-7	.714	1	11	12	8.4	2	0	1	2	2	2	23	
SAINT JOSEPH'S	12/11/08	*	39	6-10	.600	0-0	.000	2-2	1.000	2	2	4	8.0	1	0	0	3	1	1	14	
at La Salle	12/14/08	*	24	4-8	.500	0-0	.000	1-4	.250	0	4	4	7.6	4	0	2	3	4	4	9	
NAVY	12/22/08	*	35	11-18	.611	0-0	.000	2-5	.400	3	7	10	7.8	3	0	0	1	0	2	24	
TEMPLE	12/29/08	*	34	6-15	.400	0-0	.000	0-0	.000	0	4	4	7.5	1	0	0	1	1	2	12	
at Marquette	01/01/09	*	35	6-11	.545	0-0	.000	4-4	1.000	4	4	8	7.6	5	1	1	1	1	2	16	
at Seton Hall	01/06/09	*	45	7-20	.350	0-0	.000	7-9	.778	6	7	13	7.9	1	0	1	3	1	1	21	
#23 LOUISVILLE	01/10/09	*	36	9-19	.474	0-0	.000	3-4	.750	0	5	5	7.8	3	0	0	2	1	2	21	
ST. JOHN'S	01/18/09	*	31	7-10	.700	0-0	.000	3-5	.600	1	0	1	7.4	1	0	2	2	2	1	17	
at #3 Connecticut	01/21/09	*	14	2-5	.400	0-0	.000	2-2	1.000	2	1	3	7.1	5	1	0	0	3	2	6	
at USF	01/24/09	*	19	6-12	.500	0-0	.000	2-3	.667	1	7	8	7.2	4	0	1	2	2	1	14	
#3 PITTSBURGH	01/28/09	*	34	6-10	.600	0-0	.000	3-6	.500	1	4	5	7.1	0	0	2	0	2	1	15	
CINCINNATI	02/01/09	*	35	8-11	.727	0-0	.000	5-6	.833	4	4	8	7.1	0	0	1	6	3	2	21	
at Providence	02/04/09	*	34	5-5	1.000	0-0	.000	2-5	.400	4	7	11	7.3	4	0	2	1	0	0	12	
SYRACUSE	02/07/09	*	35	12-15	.800	0-0	.000	7-12	.583	0	9	9	7.3	2	0	3	7	1	2	31	
MARQUETTE	02/10/09	*	33	7-12	.583	0-0	.000	1-2	.500	1	3	4	7.2	4	0	2	3	1	1	15	
at West Virginia	2/13/09	*	25	3-6	.500	0-0	.000	1-5	.200	3	3	6	7.2	3	0	1	4	0	1	7	
Totals			25	788	167-294	.568	0-2	.000	82-122	.672	60	119	179	7.2	59	3	28	52	33	39	416

Games played: 25  
Minutes/game: 31.5  
Points/game: 16.6  
FG Pct: 56.8  
3FG Pct: 0.0  
FT Pct: 67.2

Rebounds/game: 7.2  
Assists/game: 1.1  
Turnovers/game: 2.1  
Assist/turnover ratio: 0.5  
Steals/game: 1.6  
Blocks/game: 1.3

THE STAT CREW SYSTEM  
 Villanova Individual Game-by-Game (as of Feb 14, 2009)  
 All games

#42 TCHUISI, Frank

Opponent	Date	gs	min	Total		3-Pointers		Free throws		Rebounds				pf	a	t/o	blk	stl	pts	avg
				fg-fga	pct	3fg-fga	pct	ft-fta	pct	off	def	tot	avg							
ALBANY	11/14/08		11	1-4	.250	0-0	.000	0-1	.000	0	3	3	3.0	2	0	0	2	0	0	2
FORDHAM	11/17/08		14	2-3	.667	0-0	.000	0-2	.000	0	1	1	2.0	2	0	0	0	0	0	4
NIAGARA	11/19/08		5	0-1	.000	0-0	.000	0-0	.000	0	1	1	1.7	1	0	0	1	0	0	0
MONMOUTH	11/25/08		8	0-2	.000	0-0	.000	2-2	1.000	0	0	0	1.3	1	0	0	0	0	0	2
vs Towson	11/28/08		8	1-2	.500	0-0	.000	1-2	.500	3	2	5	2.0	1	0	0	0	0	0	3
vs Rhode Island	11/29/08		2	0-0	.000	0-0	.000	0-0	.000	0	0	0	1.7	0	0	0	0	0	0	0
at Penn	12/02/08		4	0-1	.000	0-0	.000	0-0	.000	1	1	2	1.7	1	0	0	1	0	0	0
HOUSTON BAPTIST	12/04/08		6	0-0	.000	0-0	.000	1-2	.500	0	1	1	1.6	2	0	1	0	0	0	1
at La Salle	12/14/08		1	0-0	.000	0-0	.000	2-2	1.000	0	0	0	1.4	0	0	0	0	0	0	2
ST. JOHN'S	01/18/09		4	0-0	.000	0-0	.000	0-0	.000	0	0	0	1.3	1	0	0	0	1	0	0
at #3 Connecticut	01/21/09		5	1-1	1.000	0-0	.000	0-0	.000	0	1	1	1.3	0	0	0	0	0	0	2
at USF	01/24/09		0	0-0	.000	0-0	.000	0-0	.000	0	0	0	1.2	0	0	0	0	0	0	0
CINCINNATI	02/01/09		1	0-0	.000	0-0	.000	0-0	.000	0	0	0	1.1	0	0	0	0	0	0	0
at Providence	02/04/09		1	0-0	.000	0-0	.000	0-0	.000	0	0	0	1.0	0	0	0	0	0	0	0
SYRACUSE	02/07/09		1	0-0	.000	0-0	.000	0-0	.000	0	0	0	0.9	0	0	0	0	0	0	0
MARQUETTE	02/10/09		1	0-0	.000	0-0	.000	0-0	.000	0	0	0	0.9	0	0	0	0	0	0	0
at West Virginia	2/13/09		1	0-0	.000	0-0	.000	0-0	.000	0	0	0	0.8	0	0	0	0	0	0	0
Totals		0	73	5-14	.357	0-0	.000	6-11	.545	4	10	14	0.8	11	0	1	4	1	0	16

Games played: 17  
 Minutes/game: 4.3  
 Points/game: 0.9  
 FG Pct: 35.7  
 FT Pct: 54.5

Rebounds/game: 0.8  
 Assists/game: 0.1  
 Turnovers/game: 0.2  
 Assist/turnover ratio: 0.3  
 Blocks/game: 0.1

**(Feb 14, 2009)**  
**Individual Career History**

**ANDERSON, Dwayne**

Season	gp-gs	min/avg	Total		3-Point		F-Throws		Rebounds				Scoring							
			fg-fga	pct	fg-fga	pct	ft-fta	pct	off	def	tot	avg	pf	fo	ast	to	blk	stl	pts	avg
2005-06	14-0	55/3.9	7-17	.412	5-11	.455	2-4	.500	5	6	11	0.8	3	0	1	3	0	2	21	1.5
2006-07	23-0	211/9.2	24-67	.358	13-49	.265	20-22	.909	13	31	44	1.9	16	0	10	12	0	11	81	3.5
2007-08	30-14	631/21.0	73-145	.503	21-66	.318	27-43	.628	54	89	143	4.8	70	3	27	29	12	44	194	6.5
2008-09	18-15	444/24.7	46-101	.455	16-46	.348	25-30	.833	38	64	102	5.7	45	0	26	22	10	26	133	7.4
<b>TOTAL</b>	<b>85-29</b>	<b>1341/15.8</b>	<b>150-330</b>	<b>.455</b>	<b>55-172</b>	<b>.320</b>	<b>74-99</b>	<b>.747</b>	<b>110</b>	<b>190</b>	<b>300</b>	<b>3.5</b>	<b>134</b>	<b>3</b>	<b>64</b>	<b>66</b>	<b>22</b>	<b>83</b>	<b>429</b>	<b>5.0</b>

**CLARK, Shane**

Season	gp-gs	min/avg	Total		3-Point		F-Throws		Rebounds				Scoring							
			fg-fga	pct	fg-fga	pct	ft-fta	pct	off	def	tot	avg	pf	fo	ast	to	blk	stl	pts	avg
2005-06	25-0	286/11.4	18-44	.409	1-2	.500	17-29	.586	22	28	50	2.0	42	1	7	8	9	8	54	2.2
2006-07	33-10	793/24.0	83-193	.430	38-100	.380	39-54	.722	47	85	132	4.0	93	6	31	47	12	27	243	7.4
2007-08	32-17	713/22.3	79-180	.439	16-56	.286	53-63	.841	56	83	139	4.3	74	3	35	34	15	21	227	7.1
2008-09	23-5	437/19.0	43-85	.506	10-27	.370	20-37	.541	41	50	91	4.0	53	1	23	20	7	9	116	5.0
<b>TOTAL</b>	<b>113-32</b>	<b>2229/19.7</b>	<b>223-502</b>	<b>.444</b>	<b>65-185</b>	<b>.351</b>	<b>129-183</b>	<b>.705</b>	<b>166</b>	<b>246</b>	<b>412</b>	<b>3.6</b>	<b>262</b>	<b>11</b>	<b>96</b>	<b>109</b>	<b>43</b>	<b>65</b>	<b>640</b>	<b>5.7</b>

**COLENDI, Jason**

Season	gp-gs	min/avg	Total		3-Point		F-Throws		Rebounds				Scoring							
			fg-fga	pct	fg-fga	pct	ft-fta	pct	off	def	tot	avg	pf	fo	ast	to	blk	stl	pts	avg
2007-08	6-0	7/1.2	0-0	.000	0-0	.000	0-0	.000	0	1	1	0.2	2	0	1	1	0	0	0	0.0
2008-09	16-0	24/1.5	0-1	.000	0-0	.000	0-0	.000	0	3	3	0.2	0	0	1	1	0	0	0	0.0
<b>TOTAL</b>	<b>22-0</b>	<b>31/1.4</b>	<b>0-1</b>	<b>.000</b>	<b>0-0</b>	<b>.000</b>	<b>0-0</b>	<b>.000</b>	<b>0</b>	<b>4</b>	<b>4</b>	<b>0.2</b>	<b>2</b>	<b>0</b>	<b>2</b>	<b>2</b>	<b>0</b>	<b>0</b>	<b>0</b>	<b>0.0</b>

**CUNNINGHAM, Dante**

Season	gp-gs	min/avg	Total		3-Point		F-Throws		Rebounds				Scoring							
			fg-fga	pct	fg-fga	pct	ft-fta	pct	off	def	tot	avg	pf	fo	ast	to	blk	stl	pts	avg
2005-06	33-4	629/19.1	29-62	.468	0-0	.000	13-33	.394	59	73	132	4.0	78	2	25	26	19	27	71	2.2
2006-07	33-27	902/27.3	99-193	.513	1-1	1.000	88-113	.779	86	91	177	5.4	96	5	24	56	20	42	287	8.7
2007-08	35-35	1050/30.0	142-261	.544	0-0	.000	80-116	.690	100	126	226	6.5	107	7	37	80	31	46	364	10.4
2008-09	25-25	788/31.5	167-294	.568	0-2	.000	82-122	.672	60	119	179	7.2	59	3	28	52	33	39	416	16.6
<b>TOTAL</b>	<b>126-91</b>	<b>3369/26.7</b>	<b>437-810</b>	<b>.540</b>	<b>1-3</b>	<b>.333</b>	<b>263-384</b>	<b>.685</b>	<b>305</b>	<b>409</b>	<b>714</b>	<b>5.7</b>	<b>340</b>	<b>17</b>	<b>114</b>	<b>214</b>	<b>103</b>	<b>154</b>	<b>1138</b>	<b>9.0</b>

**FISHER, Corey**

Season	gp-gs	min/avg	Total		3-Point		F-Throws		Rebounds				Scoring							
			fg-fga	pct	fg-fga	pct	ft-fta	pct	off	def	tot	avg	pf	fo	ast	to	blk	stl	pts	avg
2007-08	34-21	744/21.9	104-294	.354	41-124	.331	59-79	.747	11	49	60	1.8	61	1	92	68	0	36	308	9.1
2008-09	25-12	619/24.8	89-196	.454	18-57	.316	77-103	.748	14	41	55	2.2	63	2	69	52	0	33	273	10.9
<b>TOTAL</b>	<b>59-33</b>	<b>1363/23.1</b>	<b>193-490</b>	<b>.394</b>	<b>59-181</b>	<b>.326</b>	<b>136-182</b>	<b>.747</b>	<b>25</b>	<b>90</b>	<b>115</b>	<b>1.9</b>	<b>124</b>	<b>3</b>	<b>161</b>	<b>120</b>	<b>0</b>	<b>69</b>	<b>581</b>	<b>9.8</b>

**PENA, Antonio**

Season	gp-gs	min/avg	Total		3-Point		F-Throws		Rebounds				Scoring							
			fg-fga	pct	fg-fga	pct	ft-fta	pct	off	def	tot	avg	pf	fo	ast	to	blk	stl	pts	avg
2007-08	35-19	678/19.4	86-183	.470	2-6	.333	67-96	.698	52	97	149	4.3	84	2	34	63	11	19	241	6.9
2008-09	25-20	550/22.0	57-114	.500	0-1	.000	50-76	.658	43	86	129	5.2	66	4	35	38	14	9	164	6.6
<b>TOTAL</b>	<b>60-39</b>	<b>1228/20.5</b>	<b>143-297</b>	<b>.481</b>	<b>2-7</b>	<b>.286</b>	<b>117-172</b>	<b>.680</b>	<b>95</b>	<b>183</b>	<b>278</b>	<b>4.6</b>	<b>150</b>	<b>6</b>	<b>69</b>	<b>101</b>	<b>25</b>	<b>28</b>	<b>405</b>	<b>6.8</b>

**REDDING, Reggie**

Season	gp-gs	min/avg	Total		3-Point		F-Throws		Rebounds				Scoring							
			fg-fga	pct	fg-fga	pct	ft-fta	pct	off	def	tot	avg	pf	fo	ast	to	blk	stl	pts	avg
2006-07	28-3	443/15.8	28-88	.318	7-40	.175	16-25	.640	21	45	66	2.4	43	0	27	25	5	23	79	2.8
2007-08	35-18	722/20.6	55-140	.393	9-36	.250	43-68	.632	24	66	90	2.6	85	2	59	32	12	39	162	4.6
2008-09	25-10	663/26.5	60-150	.400	13-49	.265	40-56	.714	41	83	124	5.0	70	2	64	47	7	23	173	6.9
<b>TOTAL</b>	<b>88-31</b>	<b>1828/20.8</b>	<b>143-378</b>	<b>.378</b>	<b>29-125</b>	<b>.232</b>	<b>99-149</b>	<b>.664</b>	<b>86</b>	<b>194</b>	<b>280</b>	<b>3.2</b>	<b>198</b>	<b>4</b>	<b>150</b>	<b>104</b>	<b>24</b>	<b>85</b>	<b>414</b>	<b>4.7</b>



Villanova University Men's Basketball  
Clutch Free Throw Shooting

NAME	LAST 5 MINUTES			LAST 2 MINUTES AND OT			SEASON			CAREER		
	FT	FTA	FT%	FT	FTA	FT%	FT	FTA	FT%	FT	FTA	FT%
Anderson, Dwayne	7	8	0.875	6	7	0.857	25	30	0.833	74	99	0.747
Colenda, Jason	0	0	---	0	0	---	0	0	---	0	0	---
Clark, Shane	5	8	0.625	5	8	0.625	20	37	0.541	128	183	0.699
Cunningham, Dante	17	23	0.739	13	17	0.765	82	122	0.672	263	382	0.688
Drummond, Casiem	2	2	1.000	2	2	1.000	2	2	1.000	22	51	0.431
Fisher, Corey	14	23	0.609	11	18	0.611	77	103	0.748	136	182	0.747
Pena, Antonio	8	14	0.571	4	8	0.500	50	76	0.658	117	172	0.680
Redding, Reggie	18	23	0.783	12	12	1.000	40	56	0.714	99	149	0.664
Reynolds, Scottie	41	48	0.854	29	32	0.906	113	135	0.837	406	501	0.810
Stokes, Corey	14	17	0.824	6	8	0.750	45	53	0.849	82	95	0.863
Sutton, Maurice	0	0	---	0	0	---	0	0	---	0	0	---
Tchuisi, Frank	5	8	0.625	3	4	0.750	6	11	0.545	10	19	0.526
Wooten, Russell	0	0	---	0	0	---	0	0	---	0	0	---
<b>TEAM TOTALS</b>	<b>131</b>	<b>174</b>	<b>0.753</b>	<b>91</b>	<b>116</b>	<b>0.784</b>	<b>460</b>	<b>625</b>	<b>0.736</b>			

Villanova University Men's Basketball  
Career Three-Point Shooting

OVERAL SEASON GAMES							
3-PTRS MADE	NUMBER	3-PTRS ATTEMPTED	NUMBER	3-POINT PCT.	NUMBER	3-PTRS PER GAME	NUMBER
					<i>Minimum 125 Made</i>		<i>Minimum 125 Made</i>
Gary Buchanan	337	Allan Ray	850	Gary Buchanan	.398 (337-846)	Gary Buchanan	2.76 (337 in 122 G)
Allan Ray	312	Gary Buchanan	846	Doug West	.394 (143-363)	Allan Ray	2.40 (312 in 130 G)
Kerry Kittles	278	Kerry Kittles	706	Kerry Kittles	.394 (278-706)	Kerry Kittles	2.28 (278 in 122 G)
Mike Nardi	251	Mike Nardi	664	Greg Woodard	.384 (188-489)	<b>Scottie Reynolds</b>	<b>2.10 (195 in 93 G)</b>
Eric Eberz	223	Randy Foye	647	Eric Eberz	.381 (223-586)	Mike Nardi	1.95 (251 in 129 G)
Randy Foye	213	Jermaine Medley	591	Mike Nardi	.378 (251-664)	Eric Eberz	1.86 (223 in 120 G)
Jermaine Medley	198	Eric Eberz	586	<b>Scottie Reynolds</b>	<b>.375 (195-519)</b>	Randy Foye	1.63 (213 in 131 G)
<b>Scottie Reynolds</b>	<b>195</b>	<b>Scottie Reynolds</b>	<b>519</b>	Chris Walker	.367 (188-512)	Jermaine Medley	1.61 (198 in 123 G)
Greg Woodard	188	Chris Walker	512	Allan Ray	.367 (312-850)	Chris Walker	1.53 (188 in 123 G)
Chris Walker	188	Greg Woodard	489	Brian Lynch	.353 (155-439)	Greg Woodard	1.47 (188 in 128 G)
BIG EAST GAMES							
3-PTRS MADE	NUMBER	3-PTRS ATTEMPTED	NUMBER	3-POINT PCT.	NUMBER	3-PTRS PER GAME	NUMBER
					<i>Minimum 75 Made</i>		<i>Minimum 75 Made</i>
Allan Ray	168	Gary Buchanan	448	Kerry Kittles	.410 (166-405)	Allan Ray	2.67 (168 in 63 G)
Gary Buchanan	167	Allan Ray	440	Greg Woodard	.400 (102-255)	Gary Buchanan	2.65 (167 in 63 G)
Kerry Kittles	166	Kerry Kittles	405	Eric Eberz	.387 (126-326)	Kerry Kittles	2.41 (166 in 69 G)
Mike Nardi	128	Mike Nardi	345	Allan Ray	.382 (168-440)	<b>Scottie Reynolds</b>	<b>2.22 (102 in 46 G)</b>
Eric Eberz	126	Eric Eberz	326	Alvin Williams	.377 (84-223)	Mike Nardi	2.06 (128 in 62 G)
Jermaine Medley	111	Jermaine Medley	317	Gary Buchanan	.373 (167-448)	Eric Eberz	1.85 (126 in 68 G)
Randy Foye	104	Randy Foye	315	Mike Nardi	.371 (128-345)	Jermaine Medley	1.68 (111 in 66 G)
<b>Scottie Reynolds</b>	<b>102</b>	<b>Scottie Reynolds</b>	<b>278</b>	Brian Lynch	.367 (90-245)	Randy Foye	1.63 (104 in 64 G)
Greg Woodard	102	Chris Walker	263	<b>Scottie Reynolds</b>	<b>.367 (102-278)</b>	Greg Woodard	1.55 (102 in 66 G)
Chris Walker	96	John Celestand	256	Chris Walker	.365 (96-263)	Chris Walker	1.48 (96 in 65 G)
<b>NOTES</b>							
The NCAA instituted the three-point shot for men's basketball before the start of the 1986-87 season.							
Villanova has made at least one three-pointer in 392 straight games since making none against Kentucky on February 9, 1997 (0-for-3) in a 93-56 loss.							
The Wildcats have made at least one three-pointer in 729 of 736 games (99.0 percent) since the advent of the three-point rule.							
In Big East games, Villanova has at least one three-pointer in 380 of 384 games (99.0 percent) since 1986-87.							
Villanova has made at least one three-pointer in 336 straight Big East games since going 0-for-5 in a 74-60 victory over St. John's on March 4, 1989.							
The Wildcats have an all-time team three-point shooting percentage of .357 (4530-12689).							
In Big East games, Villanova has an all-time team three-point shooting percentage of .354 (2389-6746).							

**THE STAT CREW SYSTEM**  
**Villanova Season Box Score (as of Feb 14, 2009)**  
**All games**

<b>RECORD:</b>	<b>OVERALL</b>	<b>HOME</b>	<b>AWAY</b>	<b>NEUTRAL</b>
ALL GAMES	20-5	13-1	5-3	2-1
CONFERENCE	8-4	5-1	3-3	0-0
NON-CONFERENCE	12-1	8-0	2-0	2-1

##	Player	gp-gs	min		Total		3-Point		F-Throw		Rebounds				a			pts	avg			
			min	avg	fg-fga	pct	3fg-fga	pct	ft-fa	pct	off	def	tot	avg	pf	dg	to			blk	stl	
33	CUNNINGHAM, Dant	25-25	788	31.5	167-294	.568	0-2	.000	82-122	.672	60	119	179	7.2	59	3	28	52	33	39	416	16.6
01	REYNOLDS, Scottie	25-25	785	31.4	108-275	.393	52-143	.364	113-135	.837	14	55	69	2.8	63	3	92	62	3	30	381	15.2
10	FISHER, Corey	25-12	619	24.8	89-196	.454	18-57	.316	77-103	.748	14	41	55	2.2	63	2	69	52	0	33	273	10.9
24	STOKES, Corey	25-13	606	24.2	75-179	.419	51-120	.425	45-53	.849	14	73	87	3.5	50	0	29	26	5	17	246	9.8
22	ANDERSON, Dwayne	18-15	444	24.7	46-101	.455	16-46	.348	25-30	.833	38	64	102	5.7	45	0	26	22	10	26	133	7.4
15	REDDING, Reggie	25-10	663	26.5	60-150	.400	13-49	.265	40-56	.714	41	83	124	5.0	70	2	64	47	7	23	173	6.9
00	PENA, Antonio	25-20	550	22.0	57-114	.500	0-1	.000	50-76	.658	43	86	129	5.2	66	4	35	38	14	9	164	6.6
20	CLARK, Shane	23-5	437	19.0	43-85	.506	10-27	.370	20-37	.541	41	50	91	4.0	53	1	23	20	7	9	116	5.0
05	DRUMMOND, Casiem	2-0	19	9.5	1-1	1.000	0-0	.000	2-2	1.000	1	4	5	2.5	5	0	0	1	1	0	4	2.0
42	TCHUISI, Frank	17-0	73	4.3	5-14	.357	0-0	.000	6-11	.545	4	10	14	0.8	11	0	1	4	1	0	16	0.9
04	COLENDIA, Jason	16-0	24	1.5	0-1	.000	0-0	.000	0-0	.000	0	3	3	0.2	0	0	1	1	0	0	0	0.0
23	WOOTEN, Russell	10-0	17	1.7	0-0	.000	0-0	.000	0-0	.000	2	0	2	0.2	3	0	0	0	0	0	0	0.0
Total.....		25	5025		651-1410	.462	160-445	.360	460-625	.736	304	638	942	37.7	490	15	368	332	81	186	1922	76.9
Opponents.....		25	5026		548-1388	.395	182-548	.332	363-543	.669	281	541	822	32.9	517	-	327	377	79	152	1641	65.6

<b>Score by Periods</b>	<b>1st</b>	<b>2nd</b>	<b>OT</b>	<b>Totals</b>
Villanova	940	969	13	1922
Opponents	801	831	9	1641

**THE STAT CREW SYSTEM**  
**Villanova Team Game-by-Game (as of Feb 14, 2009)**  
**All games**

TEAM STATISTICS

Opponent	Date	Score		Total		3-Pointers		Free throws		Rebounds				pf	a	t/o	blk	stl	pts	avg
				fg-fga	pct	3fg-fga	pct	ft-fa	pct	off	def	tot	avg							
ALBANY	11/14/08	78-60	W	28-51	.549	6-15	.400	16-21	.762	8	25	33	33.0	19	18	14	2	8	78	78.0
FORDHAM	11/17/08	107-68	W	35-60	.583	7-14	.500	30-36	.833	12	33	45	39.0	23	23	9	2	6	107	92.5
NIAGARA	11/19/08	77-62	W	21-48	.438	7-18	.389	28-38	.737	10	24	34	37.3	23	11	15	0	10	77	87.3
MONMOUTH	11/25/08	71-48	W	26-59	.441	8-20	.400	11-13	.846	14	27	41	38.2	16	16	12	1	9	71	83.2
vs Towson	11/28/08	64-47	W	23-53	.434	7-24	.292	11-19	.579	15	28	43	39.2	13	17	14	3	8	64	79.4
vs Rhode Island	11/29/08	78-65	W	25-62	.403	2-15	.133	26-31	.839	18	22	40	39.3	21	11	9	4	6	78	79.2
at Penn	12/02/08	69-47	W	24-59	.407	7-18	.389	14-17	.824	19	28	47	40.4	16	15	15	5	6	69	77.7
HOUSTON BAPTIST	12/04/08	93-57	W	31-55	.564	12-25	.480	19-22	.864	8	23	31	39.2	14	17	10	1	10	93	79.6
vs Texas	12/9/08	58-67	L	19-50	.380	4-18	.222	16-25	.640	11	25	36	38.9	23	13	19	2	10	58	77.2
SAINT JOSEPH'S	12/11/08	59-56	W	20-48	.417	5-14	.357	14-16	.875	7	20	27	37.7	12	11	9	2	5	59	75.4
at La Salle	12/14/08	70-59	W	27-57	.474	8-16	.500	8-14	.571	6	25	31	37.1	18	20	8	6	7	70	74.9
NAVY	12/22/08	78-68	W	27-66	.409	5-21	.238	19-27	.704	17	26	43	37.6	19	16	9	5	9	78	75.2
TEMPLE	12/29/08	62-45	W	20-50	.400	8-17	.471	14-17	.824	7	29	36	37.5	15	9	10	2	7	62	74.2
at Marquette	01/01/09	72-79	L	24-58	.414	6-20	.300	18-21	.857	11	19	30	36.9	28	11	16	3	9	72	74.0
at Seton Hall	01/06/09	89-85	Wot	29-71	.408	7-18	.389	24-30	.800	20	29	49	37.7	15	16	12	4	4	89	75.0
#23 LOUISVILLE	01/10/09	60-61	L	20-53	.377	2-8	.250	18-29	.621	11	28	39	37.8	18	12	14	4	7	60	74.1
ST. JOHN'S	01/18/09	76-57	W	30-51	.588	5-12	.417	11-18	.611	8	21	29	37.3	22	18	16	5	10	76	74.2
at #3 Connecticut	01/21/09	83-89	L	29-64	.453	7-18	.389	18-22	.818	13	19	32	37.0	26	13	14	6	10	83	74.7
at USF	01/24/09	70-61	W	22-50	.440	5-16	.313	21-34	.618	14	30	44	37.4	23	15	16	5	6	70	74.4
#3 PITTSBURGH	01/28/09	67-57	W	21-47	.447	6-15	.400	19-28	.679	8	24	32	37.1	14	14	13	3	8	67	74.1
CINCINNATI	02/01/09	71-50	W	25-49	.510	2-12	.167	19-24	.792	11	25	36	37.0	16	10	15	7	6	71	73.9
at Providence	02/04/09	94-91	W	30-68	.441	9-28	.321	25-33	.758	20	30	50	37.6	24	11	19	1	9	94	74.8
SYRACUSE	02/07/09	102-85	W	36-66	.545	7-21	.333	23-32	.719	16	30	46	38.0	29	23	17	4	9	102	76.0
MARQUETTE	02/10/09	102-84	W	37-63	.587	13-24	.542	15-26	.577	9	28	37	38.0	19	23	11	4	3	102	77.1
at West Virginia	2/13/09	72-93	L	22-52	.423	5-18	.278	23-32	.719	11	20	31	37.7	24	5	16	0	4	72	76.9
Villanova		1922		651-1410	.462	160-445	.360	460-625	.736	304	638	942	37.7	490	368	332	81	186	1922	76.9
Opponents		1641		548-1388	.395	182-548	.332	363-543	.669	281	541	822	32.9	517	327	377	79	152	1641	65.6

Games played: 25  
Points/game: 76.9  
FG Pct: 46.2  
3FG Pct: 36.0  
FT Pct: 73.6

Rebounds/game: 37.7  
Assists/game: 14.7  
Turnovers/game: 13.3  
Assist/turnover ratio: 1.1  
Steals/game: 7.4  
Blocks/game: 3.2

**THE STAT CREW SYSTEM**  
**Villanova Team Game-by-Game Comparison (as of Feb 14, 2009)**  
**All games**

Opponent	1st	2nd	Score	Mar	Total FG	FG Pct	3-Pointers	3FG Pct	Free Throws	FT Pct	Rebounds	Assist	T/Over	Block	Steal	Fouls
ALBANY	40/24	38/36	78-60	+18	28-51/22-51	.549/.431	6-15/7-20	.400/.350	16-21/9-18	.762/.500	33/30 +3	18/12	14/20	2/3	8/8	19/20
FORDHAM	56/38	51/30	107-68	+39	35-60/23-65	.583/.354	7-14/8-26	.500/.308	30-36/14-18	.833/.778	45/28 +17	23/12	9/11	2/2	6/1	23/25
NIAGARA	36/30	41/32	77-62	+15	21-48/20-52	.438/.385	7-18/6-21	.389/.286	28-38/16-25	.737/.640	34/32 +2	11/10	15/19	0/1	10/11	23/27
MONMOUTH	45/13	26/35	71-48	+23	26-59/15-44	.441/.341	8-20/7-23	.400/.304	11-13/11-13	.846/.846	41/23 +18	16/10	12/15	1/3	9/7	16/14
Towson	33/28	31/19	64-47	+17	23-53/18-55	.434/.327	7-24/5-27	.292/.185	11-19/6-14	.579/.429	43/35 +8	17/12	14/13	3/4	8/6	13/17
Rhode Island	40/33	38/32	78-65	+13	25-62/22-53	.403/.415	2-15/3-13	.133/.231	26-31/18-27	.839/.667	40/34 +6	11/10	9/14	4/3	6/2	21/25
Penn	36/24	33/23	69-47	+22	24-59/16-49	.407/.327	7-18/3-16	.389/.188	14-17/12-18	.824/.667	47/24 +23	15/12	15/13	5/1	6/8	16/16
HOUSTON BAPTIST	48/22	45/35	93-57	+36	31-55/18-44	.564/.409	12-25/11-24	.480/.458	19-22/10-18	.864/.556	31/23 +8	17/11	10/21	1/2	10/4	14/20
Texas	26/32	32/35	58-67	(9)	19-50/25-60	.380/.417	4-18/6-15	.222/.400	16-25/11-24	.640/.458	36/39 (3)	13/16	19/13	2/7	10/5	23/23
SAINT JOSEPH'S	26/35	33/21	59-56	+3	20-48/21-45	.417/.467	5-14/8-17	.357/.471	14-16/6-9	.875/.667	27/27 -	11/15	9/13	2/3	5/4	12/13
La Salle	36/26	34/33	70-59	+11	27-57/21-56	.474/.375	8-16/4-14	.500/.286	8-14/13-20	.571/.650	31/40 (9)	20/9	8/15	6/5	7/5	18/13
NAVY	37/28	41/40	78-68	+10	27-66/20-54	.409/.370	5-21/14-28	.238/.500	19-27/14-18	.704/.778	43/34 +9	16/13	9/18	5/1	9/5	19/22
TEMPLE	22/25	40/20	62-45	+17	20-50/15-48	.400/.313	8-17/4-14	.471/.286	14-17/11-14	.824/.786	36/29 +7	9/11	10/13	2/2	7/4	15/17
Marquette	32/36	40/43	72-79	(7)	24-58/23-50	.414/.460	6-20/10-24	.300/.417	18-21/23-31	.857/.742	30/32 (2)	11/15	16/19	3/1	9/4	28/18
Seton Hall	35/37	41/39	89-85	+4	29-71/32-81	.408/.395	7-18/8-27	.389/.296	24-30/13-14	.800/.929	49/43 +6	16/13	12/9	4/2	4/8	15/23
#23 LOUISVILLE	26/34	34/27	60-61	(1)	20-53/24-62	.377/.387	2-8/3-25	.250/.120	18-29/10-17	.621/.588	39/40 (1)	12/15	14/14	4/5	7/7	18/23
ST. JOHN'S	44/27	32/30	76-57	+19	30-51/17-44	.588/.386	5-12/6-16	.417/.375	11-18/17-22	.611/.773	29/26 +3	18/11	16/19	5/3	10/9	22/19
#3 Connecticut	48/48	35/41	83-89	(6)	29-64/27-57	.453/.474	7-18/4-12	.389/.333	18-22/31-39	.818/.795	32/37 (5)	13/12	14/14	6/8	10/7	26/17
USF	32/32	38/29	70-61	+9	22-50/19-54	.440/.352	5-16/7-22	.313/.318	21-34/16-29	.618/.552	44/34 +10	15/13	16/12	5/1	6/4	23/25
#3 PITTSBURGH	26/31	41/26	67-57	+10	21-47/22-54	.447/.407	6-15/3-16	.400/.188	19-28/10-17	.679/.588	32/38 (6)	14/15	13/17	3/6	8/10	14/24
CINCINNATI	30/29	41/21	71-50	+21	25-49/17-59	.510/.288	2-12/8-31	.167/.258	19-24/8-11	.792/.727	36/33 +3	10/11	15/18	7/3	6/5	16/21
Providence	49/34	45/57	94-91	+3	30-68/27-69	.441/.391	9-28/17-40	.321/.425	25-33/20-30	.758/.667	50/38 +12	11/13	19/18	1/3	9/11	24/26
SYRACUSE	53/38	49/47	102-85	+17	36-66/24-63	.545/.381	7-21/10-29	.333/.345	23-32/27-42	.719/.643	46/37 +9	23/16	17/16	4/1	9/7	29/24
MARQUETTE	50/45	52/39	102-84	+18	37-63/29-57	.587/.509	13-24/11-23	.542/.478	15-26/15-27	.577/.556	37/29 +8	23/21	11/12	4/3	3/6	19/25
West Virginia	34/52	38/41	72-93	(21)	22-52/31-62	.423/.500	5-18/9-25	.278/.360	23-32/22-28	.719/.786	31/37 (6)	5/19	16/11	0/6	4/4	24/20

Note: Game totals are displayed in the format TEAM/OPPONENT for each category

**THE STAT CREW SYSTEM**  
**Villanova Game-by-Game Points-Rebounds-Assists (as of Feb 14, 2009)**  
**All games**

Opponent	Date	Score		00	01	04	05	10	15	20
				PENA,ANTON	REYNOLDS,S	COLEND,JA	DRUMMOND,C	FISHER,COR	REDDING,RE	CLARK,SHAN
ALBANY	11/14/08	78-60	w	12-5-2	13-1-6	0-0-0	4-5-0	10-2-5	11-4-2	DNP
FORDHAM	11/17/08	107-68	w	10-6-3	11-4-7	0-1-1	DNP	17-2-4	9-4-4	8-1-1
NIAGARA	11/19/08	77-62	w	8-7-0	19-4-2	0-0-0	0-0-0	15-6-5	14-4-3	2-1-0
MONMOUTH	11/25/08	71-48	w	4-6-2	9-6-4	0-0-0	DNP	4-0-4	5-6-2	10-2-1
vs Towson	11/28/08	64-47	w	12-7-2	14-6-6	0-0-0	DNP	11-2-1	2-6-3	2-2-2
vs Rhode Island	11/29/08	78-65	w	10-6-1	13-1-3	0-0-0	DNP	14-0-1	11-12-3	8-4-2
at Penn	12/02/08	69-47	w	8-4-2	10-3-4	0-0-0	DNP	7-6-4	2-6-2	5-4-0
HOUSTON BAPTIST	12/04/08	93-57	w	10-4-0	23-1-6	0-2-0	DNP	12-3-3	7-3-4	5-3-1
vs Texas	12/9/08	58-67	L	0-0-0	10-5-5	0-0-0	DNP	0-1-1	7-3-4	3-2-2
SAINT JOSEPH'S	12/11/08	59-56	w	4-8-1	18-4-6	DNP	DNP	2-1-2	6-3-0	2-3-0
at La Salle	12/14/08	70-59	w	5-6-6	13-0-2	0-0-0	DNP	8-2-6	7-2-2	6-7-0
NAVY	12/22/08	78-68	w	7-12-4	23-1-3	DNP	DNP	7-1-3	0-2-4	2-4-1
TEMPLE	12/29/08	62-45	w	3-9-0	8-3-3	DNP	DNP	23-4-3	4-6-2	7-2-1
at Marquette	01/01/09	72-79	L	0-4-1	15-1-1	DNP	DNP	21-5-1	4-3-2	2-3-1
at Seton Hall	01/06/09	89-85	wo	7-8-4	40-4-3	DNP	DNP	0-0-2	10-3-3	2-3-2
#23 LOUISVILLE	01/10/09	60-61	L	14-8-1	11-4-2	DNP	DNP	7-2-3	0-6-3	2-5-0
ST. JOHN'S	01/18/09	76-57	w	13-9-2	9-3-5	0-0-0	DNP	12-1-2	5-5-3	DNP
at #3 Connecticut	01/21/09	83-89	L	12-8-0	14-2-5	DNP	DNP	9-2-3	12-4-1	1-1-1
at USF	01/24/09	70-61	w	6-1-1	7-2-7	DNP	DNP	10-2-0	11-6-1	5-8-1
#3 PITTSBURGH	01/28/09	67-57	w	2-1-2	10-0-3	DNP	DNP	9-2-1	18-7-2	0-7-0
CINCINNATI	02/01/09	71-50	w	4-3-0	11-2-2	0-0-0	DNP	11-1-2	2-4-2	4-3-0
at Providence	02/04/09	94-91	w	2-1-0	31-6-2	0-0-0	DNP	12-1-1	12-11-3	3-4-1
SYRACUSE	02/07/09	102-85	w	2-3-0	10-1-3	0-0-0	DNP	14-4-6	8-4-2	14-10-3
MARQUETTE	02/10/09	102-84	w	5-3-1	27-4-1	0-0-0	DNP	21-2-4	2-6-6	16-7-3
at West Virginia	2/13/09	72-93	L	4-0-0	12-1-1	0-0-0	DNP	17-3-2	4-4-1	7-5-0

Opponent	Date	Score		22	23	24	33	42
				ANDERSON,D	WOOTEN,RUS	STOKES,COR	CUNNINGHAM	TCHUI,FR
ALBANY	11/14/08	78-60	w	DNP	0-1-0	13-0-0	13-6-3	2-3-0
FORDHAM	11/17/08	107-68	w	DNP	0-1-0	17-8-2	31-11-1	4-1-0
NIAGARA	11/19/08	77-62	w	DNP	0-0-0	8-3-0	11-3-1	0-1-0
MONMOUTH	11/25/08	71-48	w	DNP	0-0-0	18-7-3	19-7-0	2-0-0
vs Towson	11/28/08	64-47	w	DNP	0-0-0	8-4-3	12-7-0	3-5-0
vs Rhode Island	11/29/08	78-65	w	DNP	DNP	3-0-0	19-12-1	0-0-0
at Penn	12/02/08	69-47	w	3-1-0	0-0-0	14-5-1	20-11-2	0-2-0
HOUSTON BAPTIST	12/04/08	93-57	w	DNP	0-0-0	22-3-1	13-7-1	1-1-1
vs Texas	12/9/08	58-67	L	4-9-0	DNP	11-3-0	23-12-1	DNP
SAINT JOSEPH'S	12/11/08	59-56	w	10-1-1	DNP	3-2-1	14-4-0	DNP
at La Salle	12/14/08	70-59	w	2-4-1	DNP	18-3-1	9-4-2	2-0-0
NAVY	12/22/08	78-68	w	4-4-1	DNP	11-5-0	24-10-0	DNP
TEMPLE	12/29/08	62-45	w	3-0-0	DNP	2-4-0	12-4-0	DNP
at Marquette	01/01/09	72-79	L	4-5-2	DNP	10-1-2	16-8-1	DNP
at Seton Hall	01/06/09	89-85	wo	9-15-1	DNP	0-1-0	21-13-1	DNP
#23 LOUISVILLE	01/10/09	60-61	L	0-4-1	DNP	5-4-2	21-5-0	DNP
ST. JOHN'S	01/18/09	76-57	w	14-4-2	0-0-0	6-3-2	17-1-2	0-0-0
at #3 Connecticut	01/21/09	83-89	L	15-8-3	DNP	12-2-0	6-3-0	2-1-0
at USF	01/24/09	70-61	w	7-11-3	DNP	10-3-1	14-8-1	0-0-0
#3 PITTSBURGH	01/28/09	67-57	w	7-4-2	DNP	6-2-2	15-5-2	DNP
CINCINNATI	02/01/09	71-50	w	9-8-3	0-0-0	9-4-0	21-8-1	0-0-0
at Providence	02/04/09	94-91	w	19-10-2	DNP	3-3-0	12-11-2	0-0-0
SYRACUSE	02/07/09	102-85	w	7-5-3	0-0-0	16-8-3	31-9-3	0-0-0
MARQUETTE	02/10/09	102-84	w	10-3-1	DNP	6-4-5	15-4-2	0-0-0
at West Virginia	2/13/09	72-93	L	6-6-0	DNP	15-5-0	7-6-1	0-0-0

**THE STAT CREW SYSTEM**  
**Villanova Game-by-Game Highs (as of Feb 14, 2009)**  
**All games**

Opponent	Date	Score	Points	Rebounds	Assists	Steals	Blocked shots
ALBANY	11/14/08	78-60	13-CUNNINGHAM, D STOKES, Corey REYNOLDS, Scottie	6-CUNNINGHAM, Da	6-REYNOLDS, Scotti	4-FISHER, Corey	1-PENA, Antonio DRUMMOND, Casie
FORDHAM	11/17/08	107-68	31-CUNNINGHAM, D	11-CUNNINGHAM, D	7-REYNOLDS, Scotti	2-REYNOLDS, Scotti FISHER, Corey	1-CUNNINGHAM, Da PENA, Antonio
NIAGARA	11/19/08	77-62	19-REYNOLDS, Scotti	7-PENA, Antonio	5-FISHER, Corey	4-REYNOLDS, Scotti	None
MONMOUTH	11/25/08	71-48	19-CUNNINGHAM, D	7-STOKES, Corey CUNNINGHAM, Da	4-FISHER, Corey REYNOLDS, Scottie	3-REYNOLDS, Scotti	1-PENA, Antonio
vs Towson	11/28/08	64-47	14-REYNOLDS, Scotti	7-CUNNINGHAM, Da PENA, Antonio	6-REYNOLDS, Scotti	2-STOKES, Corey CUNNINGHAM, Da FISHER, Corey	1-REYNOLDS, Scotti CUNNINGHAM, Da PENA, Antonio
vs Rhode Island	11/29/08	78-65	19-CUNNINGHAM, D	12-REDDING, Reggie CUNNINGHAM, Da	3-REDDING, Reggie REYNOLDS, Scottie	2-CLARK, Shane	3-CUNNINGHAM, Da
at Penn	12/02/08	69-47	20-CUNNINGHAM, D	11-CUNNINGHAM, D	4-FISHER, Corey REYNOLDS, Scottie	3-FISHER, Corey	3-CUNNINGHAM, Da
HOUSTON BAPTIST	12/04/08	93-57	23-REYNOLDS, Scotti	7-CUNNINGHAM, Da	6-REYNOLDS, Scotti	4-CUNNINGHAM, Da	1-REYNOLDS, Scotti
vs Texas	12/9/08	58-67	23-CUNNINGHAM, D	12-CUNNINGHAM, D	5-REYNOLDS, Scotti	2-CUNNINGHAM, Da STOKES, Corey ANDERSON, Dway REYNOLDS, Scottie	2-CUNNINGHAM, Da
SAINT JOSEPH'S	12/11/08	59-56	18-REYNOLDS, Scotti	8-PENA, Antonio	6-REYNOLDS, Scotti	2-ANDERSON, Dway REYNOLDS, Scottie	1-CUNNINGHAM, Da ANDERSON, Dway
at La Salle	12/14/08	70-59	18-STOKES, Corey	7-CLARK, Shane	6-FISHER, Corey PENA, Antonio	4-CUNNINGHAM, Da	4-CUNNINGHAM, Da
NAVY	12/22/08	78-68	24-CUNNINGHAM, D	12-PENA, Antonio	4-PENA, Antonio REDDING, Reggie	2-ANDERSON, Dway STOKES, Corey CUNNINGHAM, Da REDDING, Reggie	3-PENA, Antonio
TEMPLE	12/29/08	62-45	23-FISHER, Corey	9-PENA, Antonio	3-FISHER, Corey REYNOLDS, Scottie	2-FISHER, Corey CUNNINGHAM, Da	1-PENA, Antonio CUNNINGHAM, Da
at Marquette	01/01/09	72-79	21-FISHER, Corey	8-CUNNINGHAM, Da	2-ANDERSON, Dway STOKES, Corey REDDING, Reggie	2-REYNOLDS, Scotti FISHER, Corey CUNNINGHAM, Da REDDING, Reggie	2-STOKES, Corey
at Seton Hall	01/06/09	89-85	40-REYNOLDS, Scotti	15-ANDERSON, Dwa	4-PENA, Antonio	2-REYNOLDS, Scotti	2-ANDERSON, Dway
#23 LOUISVILLE	01/10/09	60-61	21-CUNNINGHAM, D	8-PENA, Antonio	3-REDDING, Reggie FISHER, Corey	2-CUNNINGHAM, Da	1-PENA, Antonio CUNNINGHAM, Da ANDERSON, Dway CLARK, Shane
ST. JOHN'S	01/18/09	76-57	17-CUNNINGHAM, D	9-PENA, Antonio	5-REYNOLDS, Scotti	4-REDDING, Reggie	2-CUNNINGHAM, Da
at #3 Connecticut	01/21/09	83-89	15-ANDERSON, Dwa	8-ANDERSON, Dway PENA, Antonio	5-REYNOLDS, Scotti	3-ANDERSON, Dway	3-CUNNINGHAM, Da
at USF	01/24/09	70-61	14-CUNNINGHAM, D	11-ANDERSON, Dwa	7-REYNOLDS, Scotti	2-STOKES, Corey	2-CUNNINGHAM, Da
#3 PITTSBURGH	01/28/09	67-57	18-REDDING, Reggie	7-REDDING, Reggie CLARK, Shane	3-REYNOLDS, Scotti	2-REDDING, Reggie ANDERSON, Dway	2-CUNNINGHAM, Da
CINCINNATI	02/01/09	71-50	21-CUNNINGHAM, D	8-ANDERSON, Dway CUNNINGHAM, Da	3-ANDERSON, Dway	2-FISHER, Corey CUNNINGHAM, Da	3-CUNNINGHAM, Da
at Providence	02/04/09	94-91	31-REYNOLDS, Scotti	11-REDDING, Reggie CUNNINGHAM, Da	3-REDDING, Reggie	5-ANDERSON, Dway	1-REDDING, Reggie
SYRACUSE	02/07/09	102-85	31-CUNNINGHAM, D	10-CLARK, Shane	6-FISHER, Corey	3-FISHER, Corey ANDERSON, Dway	2-CLARK, Shane
MARQUETTE	02/10/09	102-84	27-REYNOLDS, Scotti	7-CLARK, Shane	6-REDDING, Reggie	1-REDDING, Reggie CUNNINGHAM, Da	1-REDDING, Reggie CLARK, Shane

THE STAT CREW SYSTEM  
 Villanova Game-by-Game Highs (as of Feb 14, 2009)  
 All games

Opponent	Date	Score	Points	Rebounds	Assists	Steals	Blocked shots
at West Virginia	2/13/09	72-93	17-FISHER, Corey	6-CUNNINGHAM, Da ANDERSON, Dway	2-FISHER, Corey	FISHER, Corey 2-ANDERSON, Dway	PENA, Antonio CUNNINGHAM, Da None

**THE STAT CREW SYSTEM**  
**Villanova Season Schedule/Results & Leaders (as of Feb 14, 2009)**  
**All games**

<b>RECORD:</b>	<b>OVERALL</b>	<b>HOME</b>	<b>AWAY</b>	<b>NEUTRAL</b>
ALL GAMES	20-5	13-1	5-3	2-1
CONFERENCE	8-4	5-1	3-3	0-0
NON-CONFERENCE	12-1	8-0	2-0	2-1

<b>Date</b>	<b>Opponent</b>	<b>Score</b>	<b>Att.</b>	<b>High Points</b>	<b>High Rebounds</b>
11/14/08	ALBANY	W 78-60	6500	(13)REYNOLDS, Scottie (13)STOKES, Corey (13)CUNNINGHAM, Dante	(6)CUNNINGHAM, Dante
11/17/08	FORDHAM	W 107-68	6500	(31)CUNNINGHAM, Dante	(11)CUNNINGHAM, Dante
11/19/08	NIAGARA	W 77-62	6500	(19)REYNOLDS, Scottie	(7)PENA, Antonio
11/25/08	MONMOUTH	W 71-48	6500	(19)CUNNINGHAM, Dante	(7)CUNNINGHAM, Dante (7)STOKES, Corey
11/28/08	vs Towson	W 64-47	4713	(14)REYNOLDS, Scottie	(7)PENA, Antonio (7)CUNNINGHAM, Dante
11/29/08	vs Rhode Island	W 78-65	6101	(19)CUNNINGHAM, Dante	(12)CUNNINGHAM, Dante (12)REDDING, Reggie
12/02/08	at Penn	W 69-47	5328	(20)CUNNINGHAM, Dante	(11)CUNNINGHAM, Dante
12/04/08	HOUSTON BAPTIST	W 93-57	6500	(23)REYNOLDS, Scottie	(7)CUNNINGHAM, Dante
12/9/08	vs Texas	58-67 L	14675	(23)CUNNINGHAM, Dante	(12)CUNNINGHAM, Dante
12/11/08	SAINT JOSEPH'S	W 59-56	6500	(18)REYNOLDS, Scottie	(8)PENA, Antonio
12/14/08	at La Salle	W 70-59	4000	(18)STOKES, Corey	(7)CLARK, Shane
12/22/08	NAVY	W 78-68	6500	(24)CUNNINGHAM, Dante	(12)PENA, Antonio
12/29/08	TEMPLE	W 62-45	6500	(23)FISHER, Corey	(9)PENA, Antonio
01/01/09	*at Marquette	72-79 L	16446	(21)FISHER, Corey	(8)CUNNINGHAM, Dante
01/06/09	*at Seton Hall	WOT 89-85	8649	(40)REYNOLDS, Scottie	(15)ANDERSON, Dwayne
01/10/09	*#23 LOUISVILLE	60-61 L	17117	(21)CUNNINGHAM, Dante	(8)PENA, Antonio
01/18/09	*ST. JOHN'S	W 76-57	6500	(17)CUNNINGHAM, Dante	(9)PENA, Antonio
01/21/09	*at #3 Connecticut	83-89 L	15385	(15)ANDERSON, Dwayne	(8)PENA, Antonio (8)ANDERSON, Dwayne
01/24/09	*at USF	W 70-61	4245	(14)CUNNINGHAM, Dante	(11)ANDERSON, Dwayne
01/28/09	*#3 PITTSBURGH	W 67-57	17491	(18)REDDING, Reggie	(7)CLARK, Shane (7)REDDING, Reggie
02/01/09	*CINCINNATI	W 71-50	6500	(21)CUNNINGHAM, Dante	(8)CUNNINGHAM, Dante (8)ANDERSON, Dwayne
02/04/09	*at Providence	W 94-91	11212	(31)REYNOLDS, Scottie	(11)CUNNINGHAM, Dante (11)REDDING, Reggie
02/07/09	*SYRACUSE	W 102-85	20390	(31)CUNNINGHAM, Dante	(10)CLARK, Shane
02/10/09	*MARQUETTE	W 102-84	6500	(27)REYNOLDS, Scottie	(7)CLARK, Shane
2/13/09	*at West Virginia	72-93 L	12513	(17)FISHER, Corey	(6)ANDERSON, Dwayne (6)CUNNINGHAM, Dante

\* - Conference game

<b>Attendance Summary</b>	<b>Games</b>	<b>Attend</b>	<b>Avg/Game</b>
Home	14	126498	9036
Away	8	77778	9722
Neutral	3	25489	8496
Total	25	229765	9191

**THE STAT CREW SYSTEM**  
**Villanova Combined Team Statistics (as of Feb 14, 2009)**  
**Conference games**

<b>RECORD:</b>	<b>OVERALL</b>	<b>HOME</b>	<b>AWAY</b>	<b>NEUTRAL</b>
ALL GAMES	8-4	5-1	3-3	0-0
CONFERENCE	8-4	5-1	3-3	0-0
NON-CONFERENCE	0-0	0-0	0-0	0-0

#	Player	gp-gs	Total		3-Point		F-Throw		Rebounds									pts	avg			
			min	avg	fg-fga	pct	3fg-fga	pct	ft-fta	pct	off	def	tot	avg	pf	dq	a			to	blk	stl
01	REYNOLDS, Scottie	12-12	373	31.1	56-136	.412	25-72	.347	60-72	.833	8	22	30	2.5	38	2	35	34	1	9	197	16.4
33	CUNNINGHAM, Dant	12-12	376	31.3	78-136	.574	0-0	.000	40-63	.635	27	54	81	6.8	32	2	16	31	17	16	196	16.3
10	FISHER, Corey	12-3	276	23.0	48-96	.500	9-27	.333	38-52	.731	8	17	25	2.1	35	2	27	28	0	13	143	11.9
22	ANDERSON, Dwayne	12-11	335	27.9	37-81	.457	13-35	.371	20-25	.800	27	56	83	6.9	33	0	23	16	8	19	107	8.9
24	STOKES, Corey	12-1	263	21.9	28-73	.384	18-47	.383	24-27	.889	7	33	40	3.3	24	0	17	14	3	5	98	8.2
15	REDDING, Reggie	12-9	329	27.4	31-73	.425	4-19	.211	22-32	.688	24	39	63	5.3	40	2	29	27	6	15	88	7.3
00	PENA, Antonio	12-7	226	18.8	26-58	.448	0-0	.000	19-34	.559	13	36	49	4.1	30	1	12	18	4	4	71	5.9
20	CLARK, Shane	11-5	227	20.6	20-38	.526	5-10	.500	11-24	.458	27	29	56	5.1	24	0	12	7	6	4	56	5.1
42	TCHUISI, Frank	8-0	14	1.8	1-1	1.000	0-0	.000	0-0	.000	0	1	1	0.1	1	0	0	0	1	0	2	0.3
23	WOOTEN, Russell	3-0	2	0.7	0-0	.000	0-0	.000	0-0	.000	0	0	0	0.0	0	0	0	0	0	0	0	0.0
04	COLENDIA, Jason	6-0	4	0.7	0-0	.000	0-0	.000	0-0	.000	0	0	0	0.0	0	0	0	0	0	0	0	0.0
Total.....		12	2425		325-692	.470	74-210	.352	234-329	.711	152	303	455	37.9	258	9	171	179	46	85	958	79.8
Opponents.....		12	2425		292-712	.410	96-290	.331	212-307	.691	156	268	424	35.3	265	-	174	179	42	82	892	74.3

<b>TEAM STATISTICS</b>	<b>VU</b>	<b>OPP</b>	<b>Date</b>	<b>Opponent</b>	<b>Score</b>	<b>Att.</b>
SCORING	958	892	* 01/01/09	at Marquette	L 72-79	16446
Points per game	79.8	74.3	* 01/06/09	at Seton Hall	Wot 89-85	8649
Scoring margin	+5.5	-	* 01/10/09	#23 LOUISVILLE	L 61-60	17117
FIELD GOALS-ATT	325-692	292-712	* 01/18/09	ST. JOHN'S	W 57-76	6500
Field goal pct	.470	.410	* 01/21/09	at #3 Connecticut	L 83-89	15385
3 POINT FG-ATT	74-210	96-290	* 01/24/09	at USF	W 70-61	4245
3-point FG pct	.352	.331	* 01/28/09	#3 PITTSBURGH	W 57-67	17491
3-pt FG made per game	6.2	8.0	* 02/01/09	CINCINNATI	W 50-71	6500
FREE THROWS-ATT	234-329	212-307	* 02/04/09	at Providence	W 94-91	11212
Free throw pct	.711	.691	* 02/07/09	SYRACUSE	W 85-102	20390
F-Throws made per game	19.5	17.7	* 02/10/09	MARQUETTE	W 84-102	6500
REBOUNDS	455	424	* 2/13/09	at West Virginia	L 72-93	12513
Rebounds per game	37.9	35.3	* - Conference game			
Rebounding margin	+2.6	-				
ASSISTS	171	174				
Assists per game	14.3	14.5				
TURNOVERS	179	179				
Turnovers per game	14.9	14.9				
Turnover margin	+0.0	-				
Assist/turnover ratio	1.0	1.0				
STEALS	85	82				
Steals per game	7.1	6.8				
BLOCKS	46	42				
Blocks per game	3.8	3.5				
ATTENDANCE	74498	68450				
Home games-Avg/Game	6-12416	6-11408				
Neutral site-Avg/Game	-	0-0				

<b>Score by Periods</b>	<b>1st</b>	<b>2nd</b>	<b>OT</b>	<b>Totals</b>
Villanova	459	486	13	958
Opponents	443	440	9	892

**THE STAT CREW SYSTEM**  
**Villanova Combined Team Statistics (as of Feb 14, 2009)**  
**All games**

<b>RECORD:</b>	<b>OVERALL</b>	<b>HOME</b>	<b>AWAY</b>	<b>NEUTRAL</b>
ALL GAMES	20-5	13-1	5-3	2-1
CONFERENCE	8-4	5-1	3-3	0-0
NON-CONFERENCE	12-1	8-0	2-0	2-1

#	Player	gp-gs	min	avg	Total		3-Point		F-Throw		Rebounds				pf	dq	a	to	blk	stl	pts	avg
					fg-fga	pct	3fg-fga	pct	ft-fta	pct	off	def	tot	avg								
33	CUNNINGHAM, Dant	25-25	788	31.5	167-294	.568	0-2	.000	82-122	.672	60	119	179	7.2	59	3	28	52	33	39	416	16.6
01	REYNOLDS, Scottie	25-25	785	31.4	108-275	.393	52-143	.364	113-135	.837	14	55	69	2.8	63	3	92	62	3	30	381	15.2
10	FISHER, Corey	25-12	619	24.8	89-196	.454	18-57	.316	77-103	.748	14	41	55	2.2	63	2	69	52	0	33	273	10.9
24	STOKES, Corey	25-13	606	24.2	75-179	.419	51-120	.425	45-53	.849	14	73	87	3.5	50	0	29	26	5	17	246	9.8
22	ANDERSON, Dwayne	18-15	444	24.7	46-101	.455	16-46	.348	25-30	.833	38	64	102	5.7	45	0	26	22	10	26	133	7.4
15	REDDING, Reggie	25-10	663	26.5	60-150	.400	13-49	.265	40-56	.714	41	83	124	5.0	70	2	64	47	7	23	173	6.9
00	PENA, Antonio	25-20	550	22.0	57-114	.500	0-1	.000	50-76	.658	43	86	129	5.2	66	4	35	38	14	9	164	6.6
20	CLARK, Shane	23-5	437	19.0	43-85	.506	10-27	.370	20-37	.541	41	50	91	4.0	53	1	23	20	7	9	116	5.0
05	DRUMMOND, Casiem	2-0	19	9.5	1-1	1.000	0-0	.000	2-2	1.000	1	4	5	2.5	5	0	0	1	1	0	4	2.0
42	TCHUISI, Frank	17-0	73	4.3	5-14	.357	0-0	.000	6-11	.545	4	10	14	0.8	11	0	1	4	1	0	16	0.9
04	COLENDIA, Jason	16-0	24	1.5	0-1	.000	0-0	.000	0-0	.000	0	3	3	0.2	0	0	1	1	0	0	0	0.0
23	WOOTEN, Russell	10-0	17	1.7	0-0	.000	0-0	.000	0-0	.000	2	0	2	0.2	3	0	0	0	0	0	0	0.0
Total.....		25	5025		651-1410	.462	160-445	.360	460-625	.736	304	638	942	37.7	490	15	368	332	81	186	1922	76.9
Opponents.....		25	5026		548-1388	.395	182-548	.332	363-543	.669	281	541	822	32.9	517	-	327	377	79	152	1641	65.6

<b>TEAM STATISTICS</b>	<b>VU</b>	<b>OPP</b>	<b>Date</b>	<b>Opponent</b>	<b>Score</b>	<b>Att.</b>
SCORING	1922	1641	11/14/08	ALBANY	w 60-78	6500
Points per game	76.9	65.6	11/17/08	FORDHAM	w 68-107	6500
Scoring margin	+11.2	-	11/19/08	NIAGARA	w 62-77	6500
FIELD GOALS-ATT	651-1410	548-1388	11/25/08	MONMOUTH	w 48-71	6500
Field goal pct	.462	.395	11/28/08	vs Towson	w 47-64	4713
3 POINT FG-ATT	160-445	182-548	11/29/08	vs Rhode Island	w 65-78	6101
3-point FG pct	.360	.332	12/02/08	at Penn	w 69-47	5328
3-pt FG made per game	6.4	7.3	12/04/08	HOUSTON BAPTIST	w 57-93	6500
FREE THROWS-ATT	460-625	363-543	12/09/08	vs Texas	L 67-58	14675
Free throw pct	.736	.669	12/11/08	SAINT JOSEPH'S	w 56-59	6500
F-Throws made per game	18.4	14.5	12/14/08	at La Salle	w 70-59	4000
REBOUNDS	942	822	12/22/08	NAVY	w 68-78	6500
Rebounds per game	37.7	32.9	12/29/08	TEMPLE	w 45-62	6500
Rebounding margin	+4.8	-	* 01/01/09	at Marquette	L 72-79	16446
ASSISTS	368	327	* 01/06/09	at Seton Hall	Wot 89-85	8649
Assists per game	14.7	13.1	* 01/10/09	#23 LOUISVILLE	L 61-60	17117
TURNOVERS	332	377	* 01/18/09	ST. JOHN'S	w 57-76	6500
Turnovers per game	13.3	15.1	* 01/21/09	at #3 Connecticut	L 83-89	15385
Turnover margin	+1.8	-	* 01/24/09	at USF	w 70-61	4245
Assist/turnover ratio	1.1	0.9	* 01/28/09	#3 PITTSBURGH	w 57-67	17491
STEALS	186	152	* 02/01/09	CINCINNATI	w 50-71	6500
Steals per game	7.4	6.1	* 02/04/09	at Providence	w 94-91	11212
BLOCKS	81	79	* 02/07/09	SYRACUSE	w 85-102	20390
Blocks per game	3.2	3.2	* 02/10/09	MARQUETTE	w 84-102	6500
ATTENDANCE	126498	103267	* 2/13/09	at West Virginia	L 72-93	12513
Home games-Avg/Game	14-9036	8-9722	* - Conference game			
Neutral site-Avg/Game	-	3-8496				

<b>Score by Periods</b>	<b>1st</b>	<b>2nd</b>	<b>OT</b>	<b>Totals</b>
Villanova	940	969	13	1922
Opponents	801	831	9	1641