



2008-09 MEN'S BASKETBALL GAME NOTES

Villanova (16-4 overall, 4-3 BIG EAST)

vs.

Cincinnati (14-7 overall, 4-4 BIG EAST)

Sunday, February 1, 2009 • 12:04 PM

TV: My 17 Radio: ESPN 950



VILLANOVA PROBABLE STARTERS

Pos.	Name	Height/Class/Hometown	PPG	RPG
F	Dwayne Anderson	6-6 / Sr. / Silver Spring, Md.	6.3	5.4
F	Antonio Pena	6-8 / So. / Brooklyn, N.Y.	7.4	6.0
F	Dante Cunningham	6-8 / Sr. / Silver Spring, Md.	16.5	7.1
G	Scottie Reynolds	6-2 / Jr. / Herndon, Va.	14.5	2.8
G	Reggie Redding	6-5 / Jr. / Philadelphia, Pa.	7.3	4.8

OFF THE BENCH

Pos.	Name	Height/Class/Hometown	PPG	RPG
G	Corey Stokes	6-5 / So. / Bayonne, N.J.	9.9	3.2
G	Corey Fisher	6-1 / So. / Bronx, N.Y.	9.9	2.2
F	Shane Clark	6-7 / Sr. / Philadelphia, Pa.	4.0	3.4
F	Frank Tchuisi	6-8 / Sr. / Douala, Cameroon	1.3	1.2
G	Jason Colenda	6-0 / Jr. / Fairfax, Va.	0.0	0.3
F	Russell Wooten	6-4 / Jr. / Chula Vista, Calif.	0.0	0.3
F/C	Maurice Sutton	6-11 / Fr. / Upper Marlboro, Md.		

Head Coach: Jay Wright (286-172 lifetime, 164-87 at Villanova)

TOP STORIES

- In a building he had never visited before this season, Philadelphia native Reggie Redding made himself at home at the Wachovia Spectrum Wednesday night. The 6-5 junior helped make the final college basketball game in the 42-year old building a memorable one for Villanova, notching a career-high 18 points to go with seven rebounds in a 67-57 triumph over No. 3 ranked Pittsburgh before a crowd of 17,449.

- With Redding leading the way in scoring on Wednesday night, that brings to six the number of Wildcats who have led the club in scoring at least once in the 20 games played in 2008-09 thus far. Dante Cunningham, Scottie Reynolds, Corey Fisher, Corey Stokes have all taken turns setting the scoring pace this season.

- This is Villanova's first appearance on Super Bowl Sunday since the 1999-2000 campaign. On that afternoon, the 'Cats upended Georgia 78-75 at the Pavilion.

- There have been eight instances this season when the 'Cats have limited opponents to 60 points or fewer in a game. VU is 10-0 in those games and holds foes to 61.9 ppg on the season.

- The Wildcats next three opponents - Providence, Syracuse and Marquette - are the only BIG EAST foes they will meet twice this season.

2008-09 SCHEDULE AND RESULTS

Date	Opponent	Result	Score	Record	Big East
Nov. 14	ALBANY	W	78-60	1-0	0-0
Nov. 17	FORDHAM	W	107-68	2-0	0-0
Nov. 19	NIAGARA (#)	W	77-62	3-0	0-0
Nov. 25	MONMOUTH (#)	W	71-48	4-0	0-0
Nov. 28	vs. Towson (#)	W	64-47	5-0	0-0
Nov. 29	vs. Rhode Island (#)	W	78-65	6-0	0-0
Dec. 2	@ Penn (B5)	W	69-47	7-0	0-0
Dec. 4	HOUSTON BAPTIST	W	93-57	8-0	0-0
Dec. 9	vs. Texas (%)	L	58-67	8-1	0-0
Dec. 11	SAINT JOSEPH'S (B5)	W	59-56	9-1	0-0
Dec. 14	@ La Salle (B5)	W	70-59	10-1	0-0
Dec. 22	NAVY	W	78-68	11-1	0-0
Dec. 29	TEMPLE (B5)	W	62-45	12-1	0-0
Jan. 1	@ Marquette (*)	L	72-79	12-2	0-1
Jan. 6	@ Seton Hall (*)	W/OT	89-85	13-2	1-1
Jan. 10	LOUISVILLE (*) (WC)	L	60-61	13-3	1-2
Jan. 18	ST. JOHN'S (*)	W	76-57	14-3	2-2
Jan. 21	@ Connecticut (*)	L	83-89	14-4	2-3
Jan. 24	@ USF (*)	W	70-61	15-4	3-3
Jan. 28	PITTSBURGH (*) (WS)	W	67-57	16-4	4-3
Feb. 1	CINCINNATI (*)	Noon	WPHL		
Feb. 4	@ Providence (*)	8:00 PM	WPHL		
Feb. 7	SYRACUSE (*) (WC)	Noon	ESPN		
Feb. 10	MARQUETTE (*)	7:30 PM	ESPN2		
Feb. 13	@ West Virginia (*)	9:00 PM	ESPN		
Feb. 19	RUTGERS (*)	9:00 PM	ESPN or ESPN2		
Feb. 22	@ Syracuse (*)	1:00 PM	CBS		
Feb. 25	@ DePaul (*)	8:00 PM	WPHL		
Feb. 28	GEORGETOWN (*) (WC)	Noon	ESPN		
Mar. 2	@ Notre Dame (*)	7:00 PM	ESPN		
Mar. 5	PROVIDENCE (*)	7:00 PM	ESPN or ESPN2		
Mar. 10-14	BIG EAST Championship (^)		ESPN/ESPN2		

All times listed are Eastern time and subject to change without notice
 Home games, unless noted, denoted in **bold** and played at The Pavilion
 WC: denotes games played at the Wachovia Center
 WS: denotes game played at the Wachovia Spectrum
 B5: denotes a Philadelphia Big Five contest
 #: denotes Philly Hoop Group Classic (11/28 and 11/29 at The Palestra)
 %: denotes Jimmy V Classic (at Madison Square Garden)
 ^: denotes the BIG EAST Championship (at Madison Square Garden)

MEDIA INFORMATION

Interview Requests:

All interview requests should be addressed to Mike Sheridan, Director of Media Relations at (610) 519-4145.

Follow Villanova Basketball on the Web:

Follow the Villanova men's basketball team on the web at: www.villanova.com

Villanova Media Relations Information:

Phone- (610) 519-4120; Fax- (610) 519-7323
 Email- michael.sheridan@villanova.edu



2008-09 MEN'S BASKETBALL GAME NOTES

Spectrum Swan Song

In the days leading up to the final college basketball game to be played at the Wachovia Spectrum there was much time devoted to recalling the memorable college games played in the building on Broad Street.

Add one more to the list.

Villanova, in its 59th and final appearance in a building that opened in 1967 and will be demolished later this year, upended No. 3 ranked Pittsburgh 67-57 before a crowd of 17,449.

"I haven't really talked with our players about the history of this building and I will do that," stated Villanova head coach Jay Wright. "But for people like me and Doug West, who were a part of it in the 1980s, and our Villanova fans, this was big. We were honored to be a part of it."

The night did not begin on a promising note for the Wildcats. Pitt, fresh from a convincing victory at West Virginia, scored 10 of the game's first 12 points and led 19-9 midway through the first half.

"You just can't simulate their size and toughness in practice," said Wright. "It took us time to adjust to that."

Slowly, though, the Wildcats climbed back into the game. Villanova trailed 31-26 at the break.

The second half belonged to the 'Cats however. A Corey Fisher corner jumper pulled VU even at 41 with 13:00 left in regulation and from there VU would outscore Pitt 26-16.

"This was the best game we have played this year," stated Wright.

Reynolds Report

Offensive fireworks have been a Scottie Reynolds trademark since he came to Villanova in 2007. But for much of the season to this point his contributions have come in a wide range of areas that haven't always included points.

In the first half against Pitt, Reynolds took only five shots and did not have a point. But he was a major factor after intermission, dropping in 10 points, including a crucial fadeaway in the lane that pushed a two-point 'Cat lead to four with 7:06 left on the clock.

He also contributed subtly in another way, lurking standout Panther center Dejuan Blair into a couple of fouls on the perimeter.

"They were doubling Scottie off the high ball screen," noted Wright, "and he did a great job of stepping through that. Blair got a couple of fouls that way."

On the season Reynolds is 40-of-108 (.370) from beyond the 3-point arc and averages 14.5 ppg. Though his scoring is down slightly this season from a season ago, he did drain 40 points in an 89-85 victory over Seton Hall earlier this month.

Reynolds is most effective when he is getting to the free throw line. On the season he is 84-of-99 (.848) from the charity stripe.

In 88 career games, Reynolds has attempted four or more free throws 60 times. In those games, Villanova is 43-17 (.717).

Midway through his third college season, Reynolds has scored 1,332 points - an average of 15.1 per game. That ranks him in 30th place all-time. He trails former 'Cat guard Kenny Wilson in 29th place by 58 points.

Dante's Inferno

Perhaps the most significant Villanova story line in 2008-09 has been the transformation of senior forward Dante Cunningham from reliable contributor to an offensive force.

"Dante has developed into a confident scorer," said Wright.

Already this season the 6-8 product of Silver Spring, Md., has twice been named to the BIG EAST Honor Roll and was most valuable player of the Philly Hoop Group Classic. He has reached double figures in scoring in 21 of his last 23 games dating to last season.

After enduring foul woes that limited him to 33 total minutes in the 'Cats previous two games against UConn and USF, the 6-8 Cunningham faced no such hindrances on Wednesday. He logged 34 minutes and contributed 15 points, five rebounds, two assists and a pair of eye-catching blocks.

In his first three seasons, Cunningham averaged 7.1 points and 5.3 rebounds per game while attempting 7.5 shots per game. This year those numbers are 16.5 points, 7.1 rebounds and 12.3 shots per outing. He has attempted 245 field goals this season after attempting 261 during all of 2007-08.

What's more, he is converting those attempts at a .539 pace.

Cunningham also leads the 'Cats in rebounding with 141. He now has 673 career caroms. He is presently in 23rd place all-time and is five shy of Lance Miller in 22nd place.

Already this season the native of Silver Spring, Md., has recorded six double-doubles and has 11 for his career.

Villanova 2008-09 Roster

No.	Name	Pos.	Ht.	Wt.	Year	Hometown/High School/Previous School
0	Antonio Pena	F	6-8	235	So.	Brooklyn, N.Y./St. Thomas More
1	Scottie Reynolds	G	6-2	195	Jr.	Herndon, Va./Herndon
4	Jason Colenda	G	6-0	205	Jr.	Fairfax, Va./Bishop O'Connell
10	Corey Fisher	G	6-1	185	So.	Bronx, N.Y./St. Patrick's (N.J.)
15	Reggie Redding	G	6-5	205	Jr.	Philadelphia, Pa./St. Joseph's Prep
20	Shane Clark	F	6-7	205	Sr.	Philadelphia, Pa./Hargrave Military Academy
21	Maurice Sutton	F/C	6-11	215	Fr.	Upper Marlboro, Md./Largo
22	Dwayne Anderson	G/F	6-6	215	Sr.	Silver Spring, Md./St. Thomas More
23	Russell Wooten	F	6-4	210	Jr.	Chula Vista, Calif./St. Augustine
24	Corey Stokes	G	6-5	195	So.	Bayonne, N.J./St. Benedict's
31	Taylor King	F	6-6	230	R-Fr.	Huntington Beach, Calif./Santa Ana Mater Dei/Duke
33	Dante Cunningham	F	6-8	230	Sr.	Silver Spring, Md./Potomac
42	Frank Tchuisi	F	6-8	215	Sr.	Douala, Cameroon/St. Benedict's

Head Coach: Jay Wright (Bucknell '83)

Associate Head Coach: Patrick Chambers

Assistant Coaches: Jason Donnelly, Doug West

Manager of Basketball Operations: Keith Urgo

Athletic Trainer: Jeff Pierce



2008-09 MEN'S BASKETBALL GAME NOTES

Eye on Defense

In the non-conference portion of its schedule, Villanova's defense was outstanding as the Wildcats rolled to 12 victories in 13 outings. VU held the opposition to 59 points or less seven times in that stretch. The Wildcats limited opponents to 57.6 ppg.

After allowing a season-high 89 points in a loss to then-No. 3 Connecticut on Jan. 21 in Hartford, the Wildcats have responded with a pair of stingy efforts in wins over USF (61 points) and Pitt (57 points). In those two outings, VU held the opposition to a combined 41-of-108 (.380) shooting from the field and 10-of-38 (.263) shooting from beyond the 3-point arc.

On the season opponents have connected on 420-of-1078 (.390) of their field goal attempts and 127-of-400 (.318) of their 3-point field goal attempts.

It's February

Villanova hopes this February is as kind to it as the last four have been. Entering play today the Wildcats are 24-9 (.727) in the month since 2005.

Philly's Finest

Two local products have been instrumental in Villanova's work of late.

Reggie Redding moved into the starting lineup on Jan. 21 at UConn and has put together three straight double figure scoring outings, including an 18 points, seven rebound effort against Pitt. He has averaged 10.3 points and 5.7 rebounds per outing in that run.

Senior Shane Clark, also from Philadelphia, has produced 15 rebounds in his last two outings, including seven in the win over Pitt.

Noting Stokes

When sophomore Corey Stokes is in the offensive flow that's usually good news for Villanova. The Wildcats are 14-5 (.737) when the 6-5 sophomore scores in double figures in a game.

AP Top 25 (Jan. 26)	ESPN/USA Today Poll (Jan. 126)
1. Duke	1. Duke
2. Connecticut	2. Connecticut
3. Pittsburgh	3. Pittsburgh
4. Oklahoma	4. Wake Forest
5. North Carolina	5. Oklahoma
6. Wake Forest	6. North Carolina
7. Louisville	7. Louisville
8. Marquette	8. Marquette
9. Michigan State	9. Michigan State
10. Xavier	10. Xavier
11. Texas	11. Clemson
12. Clemson	12. Texas
13. Butler	13. Butler
14. Arizona State	14. Arizona State
15. Syracuse	15. Syracuse
16. Purdue	16. UCLA
17. UCLA	17. Purdue
18. Memphis	18. Saint Mary's
19. Illinois	19. Memphis
20. Gonzaga	20. Illinois
21. Villanova	21. Villanova
22. Saint Mary's	22. Notre Dame
23. Washington	23. Georgetown
24. Kentucky	24. Minnesota
25. Georgetown	25. Gonzaga

Series Stuff

Cincinnati at Villanova

Sunday, February 1, 2009 ~ 12:04 PM (The Pavilion)

My 17 (Don Criqui & Bob Wenzel)

ESPN 950 Radio (Ryan Fannon & Whitey Rigsby)

All-time: VU leads 3-1

Last Meeting: UC 69, VU 66 (Jan. 12, 2008)

Last VU Victory: VU 64, UC 48 (Feb. 14, 2007)

Jay Wright vs. UC: 2-1

Notes: The Bearcats claimed their first victory of the series in a game that was decided in the final seconds at Fifth Third Arena in Cincinnati ... Scottie Reynolds scored 32 points for the 'Cats ... The only non-BIG EAST meeting came on Jan. 20, 1947, with Villanova grabbing a 70-68 triumph on the road.

Villanova at Providence

Wednesday, Feb. 4, 2009 ~ 8:04 PM (Dunkin Donuts Center)

My 17 TV (Don Orsillo & Ronnie Perry)

ESPN 950 Radio (Ryan Fannon & Whitey Rigsby)

All-Time: VU leads 48-34

Last Meeting: VU 73, PC 63 (Mar. 8, 2008)

Last PC Victory: PC 100, VU 74 (Feb.11, 2004)

Jay Wright vs. PC: 7-3

Notes: The Wildcats bring a five-game winning streak with them, including three straight at the Dunkin Donuts Center ... Villanova picked up an important 73-63 victory over the Friars in the final regular season game of 2007-08 to end the year at 9-9 in BIG EAST action ... Dwayne Anderson set the pace with 17 points and 11 rebounds.

Syracuse at Villanova

Saturday, February 7, 2009 ~ 12:02 p.m. (Wachovia Center)

ESPN TV (Dave Pasch & Len Elmore)

ESPN 950 Radio (Ryan Fannon & Whitey Rigsby)

All-time: SU leads 34-28

Last Meeting: VU 82, SU 63 (Mar. 12, 2008)

Last SU Victory: SU 87, VU 73 (Feb. 2, 2008)

Jay Wright vs. SU: 7-4

Notes: The Wildcats grabbed two of the three meetings between these squads last season ... Scottie Reynolds scored 25 points to lead a second half rally that lifted the 'Cats past the Orange 81-71 at the Carrier Dome in January before SU turned the tables in a 14-point February triumph at the Center ... VU then took an opening round BIG EAST Tournament matchup at Madison Square Garden ... SU owns a 5-4 edge in games played between these teams at the Wachovia Center.

Nova Nuggets

When Villanova's offense is in high gear, the 3-point shot is usually a large part of the equation. On the season VU is 124-of-342 (.363) and averages 6.2 made 3-pointers per outing.

In its four losses this season the Wildcats have largely been held in check from deep. In those four games they are 19-of-64 (.297) as opposed to 105-of-278 (.378) in their 16 wins.

When Villanova converts five or more 3-point field goals in a game this season it is 15-2 (.882). It is 34-9 (.791) when making five or more triples since the start of 2007-08.

It is prudent too to keep track of the 'Cats points total. VU is 81-13 (.862) when scoring 70 or more points in a game since the start of the 2004-05 season.



2008-09 MEN'S BASKETBALL GAME NOTES

'Cats Sign Trio of Standouts

A trio of nationally prominent seniors have inked national letters of intent to attend Villanova University in the fall of 2009, it was announced today. The group includes forward Isaiah Armwood from Montrose Christian Academy (Rockville, Md.); guard Maalik Wayns of Philadelphia's Roman Catholic High School and power forward Mouphtaou Yarou, a native of Benin in the republic of West Africa who also attends Montrose Christian Academy.

ESPN.com ranks the class as No. 2 in the nation.

"We are as excited about this class as any we have brought to Villanova," stated head coach Jay Wright. "This group offers us a unique combination of frontcourt and backcourt talent with exceptional skill and incredible character. The loyalty each of these young men has shown to our program through this process is heartwarming to all of us in the Villanova Basketball Family."

Armwood, 6-8, is a versatile forward who has been a fixture for national prep powerhouse Montrose Christian Academy. He averaged 12 points and eight rebounds as a junior before being sidelined by a left knee injury. It is expected that he will be a key performer in his final prep season for Montrose. He is listed as the No. 35 ranked prospect on ESPN's Top 100 list.

"Isaiah is an athletically gifted wing player who has played four years for coach Stu Vetter at Montrose Christian Academy," stated Wright. "He has been well-schooled in the fundamentals. We expect him to make an immediate impact at Villanova with his quickness and athleticism."

Wayns is a 6-1 guard who averaged 22.4 points, 5.1 assists and 4.8 rebounds per game as a junior at Roman Catholic High School. Last summer, he represented the United States as a member of USA Basketball's 18-and-under team that competed in Argentina. He is ranked by ESPN.com as the No. 22 senior in the country.

"Maalik Wayns is the leader of this class," said Wright. "He was the first one of this group to commit to us and he encouraged his friends Isaiah and Mough (Yarou) to join him at Villanova. Maalik will be the next in the line of great Villanova guards. We're so proud to have another Roman Catholic Cahillite with us on the Villanova campus."

Rounding out the group of fall signees is Yarou, a 6-9 power forward

who in a short period of time in the United States has emerged as one of the nation's most coveted big men - the No. 27 rated senior prospect in the nation according to ESPN.com. He enjoyed a breakthrough summer on the AAU circuit and will play this season for Vetter at Montrose Christian Academy.

"Mough' is as skilled a power forward as any frontcourt recruit we have had at Villanova," Wright stated. "He is very intelligent, extremely hard working and will be playing for a legendary coach this season in Stu Vetter at Montrose Christian Academy. Mough will make an immediate impact on our team with his rebounding and shot blocking ability."

Philadelphia Big Five

Villanova wrapped up the Philadelphia Big Five City Series coronation with a 62-45 victory over Temple on Dec. 29. The Wildcats were 4-0 against local rivals Penn, Saint Joseph's, La Salle and Temple and have taken 18 of their last 19 in City Series action. Since Jay Wright was named head coach in 2001, Villanova is 25-7 (.781) against its Big Five rivals and picked up its third 4-0 City Series slate in the last four seasons and seventh all-time.

Happy at Home

Villanova will play home games at three sites in 2008-09: the Pavilion, Wachovia Center and Wachovia Spectrum.

The Wildcats have played before a sellout crowd of 6,500 at the Pavilion for 91 consecutive regular season games. They now own a 24-game winning streak at the Pavilion dating to January of 2007.

Villanova is 47-4 (.922) in the building on Ithan Avenue since 2005. It is now 208-54 (.794) all-time in the Pavilion. Since the start of the 1994-95 season, VU is 146-22 (.869) in the Pavilion. The 'Cats are 76-12 (.864) in Pavilion home games under Jay Wright.

The Wildcats dropped their first of three games at the Wachovia Center to Louisville on Jan. 10 by the score of 61-60. VU then returns to the Center on Feb. 7 against Syracuse and Feb. 28 when it welcomes Georgetown to the building. Villanova has averaged better than 18,000 in attendance in its Center games since 2005.

VU upended No. 3 Pittsburgh 67-57 when it hosted the final college basketball game at the Wachovia Spectrum on Jan. 28 before a crowd of 17,449. The 'Cats were 31-28 (.525) all-time at the Spectrum.

The Last Time it Happened . . .

	<u>By Villanova</u>	<u>By Opponent</u>
Team Scored 100 points	107, vs. Fordham (Nov. 17, 2008)	Providence, 100 (Feb. 11, 2004)
Team Scored 90 points	99, vs. Penn (Dec. 2, 2006)	Notre Dame, 90 (Jan. 26, 2008)
Team Scored 80 points	89, vs. Seton Hall (Jan. 6, 2009)	Connecticut, 89 (Jan. 21, 2009)
30-point win	93-57, vs. Houston Baptist (Dec. 4, 2008)	Kentucky, 93-56 (Feb. 9, 1997)
20-point win	71-48, vs. Monmouth (Nov. 25, 2008)	Saint Joseph's, 77-55 (Feb. 4, 2008)
50 percent shooting	.564, vs. Houston Baptist (Dec. 4, 2008)	Kansas, .533 (March 28, 2008)
5 players in double figures	vs. UConn (Jan. 21, 2000)	DePaul, (Jan. 3, 2008)
4 players in double figures	vs. USF, (Jan. 24, 2009)	USF (Jan. 24, 2009)
Overtime victory	89-85, vs. Seton Hall (Jan. 6, 2009)	Connecticut, 75-74 (Feb. 28, 2004)
30 points by a player	Scottie Reynolds, 40, vs. Seton Hall (Jan. 6, 2009)	Chris Harris, Navy, 30 (Dec. 22, 2008)
15 rebounds by a player	Dwayne Anderson, 15, vs. Seton Hall (Jan. 6, 2009)	DeJuan Blair, Pitt, 15 (Jan. 6, 2008)
10 assists by a player	Scottie Reynolds, 10, vs. Louisville (Feb. 3, 2007)	Cliff Clinkscale, DePaul, 11 (Jan. 16, 2007)
Five steals by a player	Dante Cunningham, 5, vs. UConn (Feb. 23, 2008)	Jermaine Dixon, Pittsburgh, 6 (Jan. 28, 2009)
Five blocks by a player	Jason Fraser, 5, vs. Providence (Jan. 11, 2005)	Darryl Watkins, Syracuse, 5 (Mar. 3, 2007)
Eight turnovers by a player	Scottie Reynolds, 9, vs. Providence (Jan. 23, 2007)	Scoop Jardine, 8, Syracuse (Jan. 19, 2008)
40 minutes by a player	Dante Cunningham, 45, vs. Seton Hall (Jan. 6, 2009)	D.J. Kennedy, 40, St. John's (Jan. 18, 2009)
50 minutes by a player	Kerry Kittles, 55, vs. Old Dominion (March 17, 1995)	Vonteego Cummings, Pitt, 50 (Mar. 4, 1998)
25 turnovers as a team	25 vs. Rutgers (Jan. 18, 2003)	Penn, 27 (Dec. 1, 2007)



2008-09 MEN'S BASKETBALL GAME NOTES

HEAD COACH JAY WRIGHT

The Wright Numbers

Lifetime: 286-172 (.624)
Villanova (2001-present): 164-87 (.653)
Hofstra (1994-2001): 122-85 (.589)
Big East Regular Season: 68-53 (.562)
America East Regular Season: 76-48 (.613)
NCAA Record: 7-6 (.538); six appearances
NIT Record: 4-4 (.500); four appearances
Big East Tournament: 7-7 (.500)

Jay Wright vs. All Opponents

Albany	2-0	Michigan State	1-0
American (PR)	1-0	Middle Tennessee	1-0
Arizona	1-0	Monmouth	3-0
Army	2-0	UMKC	0-1
Belmont	2-0	Navy	2-0
Binghamton	1-0	New Hampshire	10-4
Boston College	4-4	New Mexico	1-0
Boston University	7-7	New Mexico St.	0-1
Bucknell	5-0	Niagara	1-0
California	0-1	North Carolina	0-1
Chaminade	0-1	North Carolina State	0-1
Cincinnati	2-1	Northeastern	11-5
Clemson	1-0	Northern Ill.	1-0
Colgate	2-1	Northwood	1-0
Coll. of Charleston	1-1	Notre Dame	4-5
Colorado	0-1	Ohio State	0-1
Colgate	2-0	Oklahoma	2-0
Columbia	2-0	Oklahoma State	0-1
Connecticut	4-8	Penn	7-3
Cornell	1-0	Penn State	0-1
Dartmouth	1-0	Pittsburgh	4-6
Dayton	1-1	Providence	7-4
Delaware	8-10	Redlands	1-0
Delaware State	1-0	Rhode Island	1-0
DePaul	3-2	Rider	2-0
Drexel	10-10	Rutgers	7-4
Eastern Washington	1-0	St. John's	7-6
Fairfield	0-1	Saint Joseph's	5-3
Florida	1-0	Santa Clara	1-0
Florida Atlantic	3-0	Seton Hall	7-2
Florida Int.	2-0	Siena	1-1
Fordham	5-1	Southern Miss	0-1
George Mason	1-0	SW Texas St.	0-1
Georgetown	5-6	Stony Brook	10-0
Georgia Tech	1-1	Syracuse	7-4
Grambling	1-0	Temple	7-2
Hartford	11-4	Texas	1-2
Hawaii-Pacific	1-0	Towson	12-1
Houston Baptist	1-0	UCLA	1-1
Iona	2-2	UMBC	2-0
Iowa	1-0	UNCG	1-0
Kansas	1-2	UCF	1-0
Kentucky	0-1	USF	3-0
Lafayette	1-0	Vanderbilt	0-1
La Salle	7-1	Vermont	8-8
Lehigh	1-1	Villanova	0-2
Longwood	1-0	Virginia	1-0
Louisiana Tech	1-0	VMI	1-0
Louisville	3-3	Virginia Tech	4-1
Loyola Mary.	1-0	West Virginia	3-5
LSU	1-0	Wichita State	1-0
Maine	10-4	Xavier	0-2
Manhattan	2-3	Yale	0-1
Marquette	1-4	Youngstown St.	2-0
Maryland	0-1		
Memphis	0-2		
Miami	3-3		

Jay Wright Year-by-Year

<u>Year</u>	<u>Institution</u>	<u>Record</u>	<u>Postseason</u>
1994-95	Hofstra University	10-18	None
1995-96	Hofstra University	9-18	None
1996-97	Hofstra University	12-15	None
1997-98	Hofstra University	19-12	None
1998-99	Hofstra University	22-10	NIT
1999-00	Hofstra University	24-7	NCAA
2000-01	Hofstra University	26-5	NCAA
2001-02	Villanova University	19-13	NIT
2002-03	Villanova University	15-16	NIT
2003-04	Villanova University	18-17	NIT
2004-05	Villanova University	24-8	NCAA
2005-06	Villanova University	28-5	NCAA
2006-07	Villanova University	22-11	NCAA
2007-08	Villanova University	22-13	NCAA
2008-09	Villanova University	16-4	
Totals		286-172	

Biographical Information

Date of Birth: Dec. 24, 1961
Education: Council Rock High School (1979); Bucknell University (1983)
Assistant Coaching Experience: University of Rochester (1984-86); Drexel University (1986-87); Villanova University (1987-92); UNLV (1992-94)
Head Coaching Experience: Hofstra (1994-2001); Villanova (2001-present)

Wright Stuff

Six men who have served on Jay Wright's staff have moved on to either college head coaching or NBA staff positions in recent years.

- **Tom Pecora** (Hofstra): Pecora served on Wright's staff for seven years in Hempstead, N.Y., and assumed command when Wright came to Villanova in 2001.

- **Joe Jones** (Columbia): Jones worked for Wright at Hofstra and again at Villanova. He is now in his sixth season in the Ivy League.

- **Billy Lange** (Navy): Lange served three seasons on Wright's staff at Villanova and was hired in Annapolis in March, 2004.

- **Fred Hill** (Rutgers): The former VU Associate Head Coach is in his third season as the head coach of the Scarlet Knights.

- **Ed Pinckney** (Minnesota Timberwolves): Pinckney spent four seasons on Jay Wright's staff at Villanova and is now in his second season as an assistant coach with the Minnesota Timberwolves.

- **Brett Gunning** (Houston Rockets): An assistant and associate head coach to Jay Wright at both Hofstra and Villanova, Brett Gunning is in his first season as the director of player development for the Rockets.



Villanova Individual Season Highs

POINTS:	Reynolds	40	(vs. Seton Hall, Jan. 6)
	Cunningham	31	(vs. Fordham, Nov. 14)
	Cunningham	24	(vs. Navy, Dec. 22)
FIELD GOALS	Cunningham	11	(vs. Fordham, Nov. 14)
	Cunningham	11	(vs. Navy, Dec. 22)
	Reynolds	10	(vs. Seton Hall, Jan. 6)
	Cunningham	9	(vs. Monmouth, Nov. 25)
	Cunningham	9	(vs. Texas, Dec. 9)
	Cunningham	9	(vs. Louisville, Jan. 10)
FG ATTEMPTS	Cunningham	19	(vs. Louisville, Jan. 10)
	Cunningham	18	(vs. Navy, Dec. 22)
FG PCT.	Fisher	.875 (7-8)	(vs. Temple, Dec. 29)
	Pena	.714 (5-7)	(vs. Albany, Nov. 14)
	Cunningham	.700 (7-10)	(vs. St. John's, Jan. 18)
3-PT. FG	Stokes	6	(vs. HBU, Dec. 4)
	Stokes	5	(vs. Monmouth, Nov. 25)
	Reynolds	5	(vs. Seton Hall, Jan. 6)
3-PT. FG ATT.	Stokes	11	(vs. Monmouth, Nov. 25)
	Stokes	10	(vs. Towson, Nov. 28)
	Stokes	9	(vs. HBU, Dec. 4)
	Reynolds	9	(vs. Navy, Dec. 22)
3-PT. PCT	Fisher	1.000 (4-4)	(vs. Temple, Dec. 29)
	Stokes	1.000 (3-3)	(vs. Fordham, Nov. 14)
	Stokes	.667 (4-6)	(vs. Penn, Dec. 2)
	Stokes	.667 (6-9)	(vs. HBU, Dec. 4)
FREE THROWS	Reynolds	10	(vs. Seton Hall, Jan. 6)
	Redding	10	(vs. Pitt, Jan. 28)
	Cunningham	9	(vs. Fordham, Nov. 14)
	Reynolds	9	(vs. Niagara, Nov. 19)
FT ATTEMPTS	Reynolds	16	(vs. Seton Hall, Jan. 6)
	Pena	14	(vs. Louisville, Jan. 10)
	Cunningham	12	(vs. Fordham, Nov. 14)
	Fisher	11	(vs. Marquette, Jan. 1)
FT PCT. (Min. 3)	Redding	1.000 (10-10)	(vs. Pitt, Jan. 28)
	Stokes	1.000 (6-6)	(vs. Fordham, Nov. 14)
	Fisher	1.000 (6-6)	(vs. HBU, Dec. 4)
REBOUNDS	Anderson	15	(vs. Seton Hall, Jan. 6)
	Cunningham	12	(vs. URI, Nov. 25)
	Redding	12	(vs. URI, Nov. 25)
	Pena	12	(vs. Navy, Dec. 22)
ASSISTS	Reynolds	7	(vs. Fordham, Nov. 14)
	Reynolds	7	(vs. USF, Jan. 24)
	Reynolds	6	(vs. Fordham, Nov. 14)
	Reynolds	6	(vs. Towson, Nov. 28)
	Reynolds	6	(vs. HBU, St. Jos.)
	Fisher	6	(vs. La Salle, Dec. 14)
	Pena	6	(vs. La Salle, Dec. 14)
TURNOVERS	Reynolds	5	(vs. Niagara, Nov. 19)
	Redding	5	(vs. Towson, Nov. 28)
BLOCKS	Cunningham	4	(vs. La Salle, Dec. 14)
	Cunningham	3	(vs. URI, Penn, UConn)
	Pena	3	(vs. Navy, Dec. 22)
STEALS	Fisher	4	(vs. Albany, Nov. 14)
	Reynolds	4	(vs. Niagara, Nov. 19)
	Cunningham	4	(vs. HBU, Dec. 4)
	Redding	4	(vs. St. John's, Jan. 18)

Team High & Lows

--Villanova--

POINTS	High	56	(vs. Fordham, Nov. 14)
	Low	22	(vs. Temple, Dec. 29)
POINTS	High	51	(vs. Fordham, Nov. 14)
	Low	26	(vs. Monmouth, Nov. 25)
TOTAL POINTS	High	107	(vs. Fordham, Nov. 14)
	Low	58	(vs. Texas, Dec. 9)
FIELD GOALS	High	35	(vs. Fordham, Nov. 14)
	Low	19	(vs. Texas, Dec. 9)
FG ATTEMPTS	High	71	(vs. Seton Hall, Jan. 6)
	Low	47	(vs. Pitt, Jan. 28)
FG PCT.	High	.588	(vs. St. John's, Jan. 18)
	Low	.377	(vs. Louisville, Jan. 10)
3-PT. FG	High	12	(vs. HBU, Dec. 4)
	Low	2	(vs. URI, Louisville)
3-PT. ATT	High	25	(vs. HBU, Dec. 4)
	Low	8	(vs. Louisville, Jan. 10)
3-PT. FG PCT.	High	.500	(vs. Fordham, La Salle)
	Low	.133	(vs. URI, Nov. 25)
FREE THROWS	High	30	(vs. Fordham, Nov. 17)
	Low	8	(vs. LaSalle, Dec. 14)
FT ATTEMPTS	High	38	(vs. Niagara, Nov. 19)
	Low	13	(vs. Monmouth, Nov. 25)
FT PCT.	High	.875	(vs. St. Joseph, Dec. 11)
	Low	.571	(vs. LaSalle, Dec. 14)
REBOUNDS	High	49	(vs. Seton Hall, Jan. 6)
	Low	26	(vs. St. Joseph, Dec. 11)
ASSISTS	High	23	(vs. Fordham, Nov. 14)
	Low	9	(vs. Temple, Dec. 29)
TURNOVERS	High	19	(vs. Texas, Dec. 9)
	Low	8	(vs. LaSalle, Dec. 14)
BLOCKS	High	6	(vs. LaSalle, UConn)
	Low	0	(vs. Niagara, Nov. 19)
STEALS	High	10	(4 times, last vs. S. John)
	Low	4	(vs. Seton Hall, Jan. 6)



2008-09 MEN'S BASKETBALL GAME NOTES

Wildcats' Record When ...

RECORDS

Overall: 16-4
 Home: 10-1
 Away: 4-2
 Neutral: 2-1
 Big East: 4-3
 Non-Conference: 12-1
 Big Five: 4-0
 In Overtime: 1-0
 At the Pavilion: 9-0
 At the Wachovia Center: 0-1
 At the Wachovia Spectrum: 1-0

MONTH BY MONTH

November: 6-0
 December: 6-1
 January: 4-3
 February: 0-0
 March: 0-0

AGAINST THE CONFERENCES

America East: 1-0
 Atlantic 10: 5-0
 Big 12: 0-1
 Big East: 4-3
 Big Ten: 0-0
 Colonial Athletic: 1-0
 Great West: 1-0
 Ivy League: 1-0
 Metro Atlantic Athletic: 1-0
 Northeast: 1-0
 Patriot League: 1-0

Streaks

Current StreakW2
Longest StreakW8
Highest FG Percentage in a Game588
Lowest FG Percentage in a Game377
When Leading at Halftime11-0
When Tied at Halftime1-1
When Trailing at Halftime4-3
In Overtime1-0

Leads and Deficits

Biggest Halftime Lead32
Biggest Halftime Lead Blown
Biggest Halftime Deficit9
Biggest Halftime Deficit Overcome9
Biggest Overall Lead42
Biggest Overall Lead Blown8
Highest Margin of Victory39
Biggest Overall Deficit11
Biggest Overall Deficit Overcome9
Biggest Margin of Defeat9

Point Margins of Victory

1 2 3 4 5 6 7 8 9 10 11 12 13 14 15 16 17 18 19 20+
 1 1 1 2 1 1 2 1 1 4

Point Margins of Defeat

1 2 3 4 5 6 7 8 9 10 11 12 13 14 15 16 17 18 19 20+
 1 1 1 1

Individual Highlights

Games Leading Villanova in Scoring: Cunningham 10, Reynolds 6, Stokes 2, Fisher 2, Anderson 1, Redding 1

Games Leading Villanova in Rebounding: Cunningham 9, Pena 8, Anderson 3, Redding 2, Clark 2, Stokes 1

Games Leading Villanova in Assists: Reynolds 14, Fisher 6, Redding 4, Pena 3, Stokes 1, Anderson 1

Games Leading Villanova in Steals: Cunningham 8, Reynolds 7, Fisher 6, Stokes 4, Redding 4, Anderson 4, Clark 1

Games Leading Villanova in Blocks: Cunningham 15, Pena 7, Anderson 3, Clark 1, Reynolds 1, Drummond 1,

20+ point games: Cunningham 6, Reynolds 3, Fisher 2

Double figure scoring games: Cunningham 18, Reynolds 16, Stokes 11, Fisher 10, Pena 8, Redding 7, Anderson 3, Clark 1

Double figure rebounding games: Cunningham 6, Anderson 2, Pena 1, Redding 1

Record When Scoring

Villanova scores 59 or less:1-1
Villanova scores 60-69 points:3-1
Villanova scores 70-79 points:8-1
Villanova scores 80-89 points:1-1
Villanova scores 90 points or more:2-0


Opponent scores less than 50 points:4-0
Opponent scores 50-59 points:5-0
Opponent scores 60-69 points:6-2
Opponent scores 70-79 points:0-1
Opponent scores 80-89 points:1-1
Opponent scores more than 90 points:0-0

Games decided by five points or less:2-1
Games decided by 6-10 points:3-3
Games decided by 11 points or more:7-0
Games decided by 20 points or more:4-0



Dwayne Anderson (#22)
6-6 • 215
Senior • Guard/Forward
Silver Spring, Md.
St. Thomas More

2008-09 Highlights: Missed six games after being diagnosed with a stress reaction in his left foot, played seven minutes against Penn and then did not appear on Dec. 4 against Houston Baptist ... Scored three points against Penn but did not appear in the second half after experiencing discomfort in the same foot he had injured earlier ... Played 20 minutes in a 67-58 loss to Texas on Dec. 9, scoring four points and collecting nine rebounds... Made his first appearance in the starting lineup in a 59-56 win over Saint Joseph's on Dec. 11, scoring 10 points in 31 minutes ... Came up with a huge effort in Villanova's 89-85 overtime win at Seton Hall on Jan. 6 ... Established a new career-high with 15 rebounds and added nine points in 36 minutes of action against the Pirates ... Notched a season-high 14 points to go with four rebounds and three steals in a 76-59 win over St. John's on Jan. 18 ... Dropped in 15 points to go with eight rebounds, three assists and three steals in an 89-83 loss at Connecticut on Jan. 21 ... Converted a critical old-fashioned 3-point play to help VU down USF 71-60 on Jan. 24 ... Ended the day with seven points and 11 rebounds.



Shane Clark (#20)
6-7 • 205
Senior • Forward
Philadelphia, Pa.
Hargrave Military Academy

2008-09 Highlights: Underwent arthroscopic surgery on his right knee on Nov. 6 at Bryn Mawr Hospital ... Returned to the lineup in 11 days to play 16 minutes off the bench in a 107-68 victory over Fordham at the Pavilion on Nov. 17 ... Contributed eight points in that outing ... Reached double figures for the first time this season with 10 points on 4-of-4 shooting from the field in a 71-48 win over Monmouth on Nov. 25 ... Contributed eight points and four rebounds in a 78-65 win over Rhode Island on Nov. 29 in the finals of the Philly Hoop Group Classic ... Led the Wildcats with seven rebounds in just 17 minutes of a 70-59 win at La Salle on Dec. 14 ... Added six points against the Explorers too ... Contributed seven points and two rebounds in a 62-45 win over Temple on Dec. 29 ... Departed the game against Louisville on Jan. 10 with just over five minute left and did not return after suffering a left ankle injury ... Returned to action against UConn after missing the St. John's game with a sprained right wrist ... Provided an important lift off the bench in a 70-61 win over USF on Feb. 24, scoring five points and collecting eight rebounds in 20 minutes ... Grabbed seven rebounds in 17 minutes of a 67-57 win over Pitt on Jan. 28.

Career Highs

2008-09

Points	18, vs. Iowa (11/20/06)	15 vs. UConn (1/21/09)
Rebounds	15, vs. Seton Hall (1/6/09)	15, vs. Seton Hall (1/6/09)
Assists	4, vs. Providence (3/8/08)	3 vs. UConn (1/21/09)
Steals	4, six times (last on 3/28/08)	3 vs. St. John's, UConn
Blocks	2, three times, last vs. SHU	2, vs. Seton Hall (1/6/09)
Minutes:	40, vs. Providence (3/8/08)	36, vs. Seton Hall (1/6/09)
Field Goals	6, vs. Iowa (11/20/06)	5 vs. St. John's, UConn
3-PT Goals	5, vs. West Virginia (2/20/08)	1 ix times, last vs. USF
Free Throws	8, vs. Providence (3/8/08)	4 vs. UConn (1/21/09)

Career Highs

2008-09


Points	25, vs. Stony Brook (11/9/07)	10 vs. Monmouth (11/25/08)
Rebounds	12, three times (last on 11/18/07)	7 vs. La Salle, Pitt
Assists	4, vs. George Mason (11/23/07)	2 twice, last vs. URI
Steals	3, vs. La Salle (12/29/07)	4 vs. URI (11/29/08)
Blocks	2, five times (last on 3/8/08)	1 three times, last vs. test
Minutes:	36, two times (last on 12/9/08)	25 vs. URI (11/29/08)
Field Goals	8, vs. Stony Brook (11/9/07)	4 vs. Monmouth, URI
3-PT Goals	4, two times (last on 11/9/07)	2 vs. Monmouth (11/25/08)
Free Throws	8, vs. Providence (3/8/08)	2 vs. Fordham (11/17/08)



Jason Colenda (#4)
6-0 • 205
Junior • Guard
Fairfax, Va.
Bishop O'Connell

2008-09 Highlights: Collected a career-high two rebounds against Houston Baptist on Dec. 4 ... Picked up two minutes in a 69-47 win over Penn at the Palestra on Dec. 2 ... Played a career-high six minutes, including his first ever time in the first half, in a 107-68 win over Fordham on Nov. 17 ... Added one rebound and one assist ... Did not score in one minute of action against Albany on Nov. 14 ... Came up with one steal in two minutes of action in the exhibition win over Northwood on Nov. 6.

Dante Cunningham (#33)
6-8 • 230
Senior • Forward
Silver Spring, Md.
Potomac



2008-09 Highlights: Delivered 15 points and five rebounds to help VU down No. 3 Pitt 67-57 at the Wachovia Spectrum on Jan. 28 ... Also had two breathtaking blocked shots ... Despite foul woes that limited him to 19 minutes, he still led VU with 14 points and eight rebounds in a 70-61 win at the Sund Dome. Led the 'Cats with 17 points on 7-of-10 shooting from the field in a 76-57 win over St. John's on Jan. 18 ... Delivered 21 points and five rebounds in a 61-60 loss to Louisville on Jan. 10 ... The final point was the 1,000th of his Villanova career ... Chalked up his sixth double-double of the campaign with 21 points, 13 rebounds in a career-high 45 minutes against Seton Hall on Jan. 6 ... Dropped in 24 points to go with 10 rebounds in a 78-68 win over Navy on Dec. 22 ... Tied a career-high with four blocked shots in a 70-59 win at La Salle on Dec. 14 ... Provided a key steal in the final seconds to help preserve a 59-56 win over Saint Joseph's on Dec. 11 ... Produced 23 points and 11 rebounds in a 67-58 loss to No. 6 Texas on Dec. 9 in the Jimmy V Classic ... Named to the BIG EAST Conference honor roll for the second consecutive week on Dec. 1 ... Followed that up with a 20 point, 11 rebound effort in a 69-47 win over Penn on Dec. 2 ... Selected as most valuable player of the Philly Hoop Group Classic Independence bracket after scoring 19 points and collecting 12 rebounds in a 78-65 win over Rhode Island on Nov. 29 ... Named co-Philadelphia Big Five player of the week on Nov. 25 with Temple's Dionte Christmas ... Dropped in 12 points and seven rebounds in a Philly Hoop Group Classic victory over Towson at the Palestra on Nov. 28 ... Scored 19 points and added seven rebounds in a 71-48 victory over Monmouth on Nov. 25 at the Pavilion ... Established a new career high with 31 points in a 107-68 win over Fordham on Nov. 17 ... Also added 11 rebounds for his sixth career double-double ... Provided 13 points on 6-of-9 shooting from the field in a 78-60 victory over Albany on Nov. 14 ... Also added six rebounds and two steals.


	<u>Career Highs</u>	<u>2008-09</u>
Points	N/A	
Rebounds	2 vs. HBU (12/4/08)	2 vs. HBU (12/4/08)
Assists	1 twice, last vs. Fordham	1 vs. Fordham (11/17/08)
Steals	N/A	
Blocks	N/A	
Minutes:	6 vs. Fordham (11/17/08)	6 vs. Fordham (11/17/08)
Field Goals	N/A	
3-PT Goals	N/A	
Free Throws	N/A	

	<u>Career Highs</u>	<u>2008-09</u>
Points	31 vs. Fordham (11/17/08)	31 vs. Fordham (11/17/08)
Rebounds	13, three times (last on 1/6/09)	13, vs. Seton Hall (1/6/09)
Assists	4, vs. Providence (3/8/08)	3 vs. Albany, Seton Hall
Steals	5, two times (last on 2/23/08)	4 vs. HBU, La Salle
Blocks	4 twice, last vs. La Salle	4 vs. La Salle (12/14/08)
Minutes:	45, vs. Seton Hall (1/6/09)	45, vs. Seton Hall (1/6/09)
Field Goals	11 vs. Fordham (11/17/08)	11 vs. Fordham (11/17/08)
3-PT Goals	1, vs. La Salle (12/23/06)	
Free Throws	13, vs. Seton Hall (2/9/08)	9 vs. Fordham (11/17/08)



Corey Fisher (#10)
6-1 • 185
Sophomore • Guard
Bronx, N.Y.
St. Patrick's (N.J.)

2008-09 Highlights: Added nine points, including an old-fashioned 3-point play with 11:52 left to give the 'Cats a lead they would not relinquish in a 67-57 victory over No. 3 Pitt on Jan. 28 ... Chipped in with nine points and three assists in an 89-83 loss at No. 3 Connecticut on Jan. 21 ... Added 12 points on 5-of-7 shooting from the field in a 76-57 win over St. John's on Jan. 18 at the Pavilion ... Contributed 21 points and five rebounds in a 79-72 loss at Marquette in the BIG EAST Conference season opener ... Scored 19 of his 23 points to help key a second half rally in a 62-45 victory over Temple on Dec. 29 that wrapped up the Big Five title ... Gave the offense a lift with eight points and six assists off the bench in a 70-59 win at La Salle on Dec. 14 ... Earned a spot on the Philly Hoop Group Classic Independence bracket first team on Nov. 29 ... Scored 14 points in 24 minutes of VU's 78-65 win over Rhode Island at the Palestra ... Contributed 11 points, including a key y3-point field goal to end the first half as Villanova defeated Towson 64-47 on Nov. 28 ... Added 15 points, six rebounds and five assists in a 77-62 win over Niagara on Nov. 19 ... Dropped in 17 points and added four assists in a 107-68 win over Fordham on Nov. 17 at the Pavilion ... Added 10 points and five assists in 30 minutes of a 78-60 win over Albany on opening night (Nov. 14).



Antonio Pena (#0)
6-8 • 235
Sophomore • Forward
Brooklyn, N.Y.
St. Thomas More

2008-09 Highlights: Delivered 12 points and eight rebounds in an 89-83 loss to No. 3 Connecticut on Jan. 21 ... Came through with 13 points and nine rebounds in a 76-57 victory over St. John's on Jan. 18 at the Pavilion ... Produced 14 points and a team-high eight rebounds in a 61-60 loss to Louisville on Jan. 10 at the Wachovia Center ... Set new career highs with 12 rebounds and three blocked shots in a 78-68 win over Navy on Dec. 22 ... Established a new career-high with six assists (and zero turnovers) in a 70-59 win at La Salle on Dec. 14 ... Added eight rebounds and solid defense against Saint Joseph's center Ahmad Nivins in a 59-56 win over the Hawks on Dec. 11 at the Pavilion ... Chipped in with 10 points and six rebounds in a 78-65 win over Rhode Island on Nov. 29 at the Palestra ... Tied for team-high rebounds with seven to go with 12 points in a 64-47 win over Towson on Nov. 28 at the Palestra ... Delivered 10 points, six rebounds and three assists in a 107-68 win over Fordham on Nov. 17 ... Contributed 12 points and five rebounds in Villanova's 78-60 win over Albany at the Pavilion on Nov. 14.

Career Highs

2008-09

Points	23 twice, last vs. Temple	23 vs. Temple (12/29/08)
Rebounds	6 twice, last vs. Penn (12/2/08)	6 vs. Niagara, Penn
Assists	8, vs. Marquette (2/25/08)	6 vs. La Salle (12/14/08)
Steals	4, vs. Penn (12/1/08)	4 (vs. Albany 11/14/08)
Blocks		
Minutes:	37, vs. Seton Hall (2/9/08)	36 vs. Niagara (11/19/08)
Field Goals	9, vs. N.C. State (11/25/08)	7 vs. Temple (12/29/08)
3-PT Goals	5, vs. Syracuse (2/2/08)	4 vs. Temple (12/29/08)
Free Throws	9, two times (last on 3/21/08)	8 vs. Marquette (1/9/09)

Career Highs

2008-09

Points	17, three times (last on 1/26/08)	13 vs. St. John's (1/18/09)
Rebounds	12 vs. Navy (12/22/08)	12 vs. Navy (12/22/08)
Assists	6 vs. La Salle (12/14/08)	6 vs. La Salle (12/14/08)
Steals	3, vs. Pittsburgh (1/6/08)	2 vs. HBU (12/4/08)
Blocks	3 vs. Navy (12/22/08)	3 vs. Navy (12/22/08)
Minutes:	34 three times, last vs. Lou.	34 twice, last vs. Louisville
Field Goals	8, vs. Notre Dame (1/26/08)	5 three times, last vs. UConn
3-PT Goals	1, two times (last on 12/9/08)	
Free Throws	7, vs. DePaul (1/16/08)	6 vs. Louisville (1/10/09)



Reggie Redding (#15)
6-5 • 205
Junior • Guard
Philadelphia, Pa.
St. Joseph's Prep

2008-09 Highlights: Established a new career high with 18 points, including 10-of-10 free throws, to help lead the 'Cats past No. 3 Pitt 67-57 on Jan. 28 ... He also snagged seven rebounds ... Contributed 11 points and six rebiynds in a 70-61 over USF at the Sun Dome on Jan. 24 ... Added 12 points, four rebounds and two steals in an 89-83 loss at Connecticut on Jan. 21 ... Tied a career-high with four steals to go with five points, five rebounds and three assists in a 76-57 win over St. John's on Jan. 18 ... Supplied big baskets and superior defense against Jeremy Hazell in helping Villanova overcome Seton Hall on Jan. 6 ... Finished with 10 points, three rebounds and an assist in an 89-85 overtime victory ... Contributed seven points and two assists in a 70-59 win at La Salle on Dec. 14 ... Sank two critical baskets and converted two free throws in the final three minutes of VU's 59-56 win over Saint Joseph's on Dec. 11 ... Scored seven points and added four assists in a 67-58 loss to Texas on Dec. 9 at Madison Square Garden ... Established a new career high with 12 rebounds in a 78-65 win over Rhode Island on Nov. 29 ... Also did stellar work shadowing Rhodney sniper Jimmy Baron ... Collected a season-high six rebounds to go with five points in a 71-48 win over Monmouth on Nov. 25 ... Tied a career high with 14 points to go with four rebounds and stout defense against Niagara standout Tyrone Lewis in a 77-62 win over the Purple Eagles on Nov. 19 ... Scored nine points on 4-of-5 shooting from the field to go with four rebounds in a 107-68 triumph over Fordham on Nov. 17 ... Added 11 points and four rebounds in a 78-60 win over Albany on Nov. 14.



Scottie Reynolds (#1)
6-2 • 195
Junior • Guard
Herndon, Va.
Herndon H.S.

2008-09 Highlights: Named a pre-season All-BIG EAST choice ... Also listed on the pre-season Wooden Award list, which includes 50 of the nation's top players ... Scored 10 second half points, including a critical 3-point goal from NBA range, to help VU get past No. 3 Pitt 67-57 on Jan. 28 ... Contributed 14 points and five assists in an 89-83 loss at Connecticut at the XL Center on Jan. 21 ... Scored nine points to go with five assists and only one turnover despite being limited to 20 minutes by foul trouble in a 76-57 win over St. John's on Jan. 18 ... Matched his career-best 40 point effort in an 89-85 overtime win at Seton Hall on Jan. 6 ... Connected on 10-of-17 from the field and 15-of-16 from the free throw line ... One of only two players in BIG EAST Conference history to record two 40-point efforts in a conference game (Eric Murdock of Providence was the other) ... Tied a season-high with 23 points in a 78-68 win over Navy on Dec. 22 at the Pavilion ... Also added three assists and one steal against the Mids ... His two free throws with 4.8 seconds left lifted VU to a 59-56 win over Saint Joseph's on Dec. 11 ... Finished with 18 points, six assists and two steals in the win ... Added six rebounds and six assists to go with 14 points in a 64-47 victory over Towson on Nov. 28 ... Led the 'Cats with 19 points in a 77-62 win over Niagara on Nov. 19 ... Delivered all 13 of his points in the second half against Albany on Nov. 14 in the season opener.

Career Highs

2008-09

Points	18 vs. Pittsburgh (1/28/09)	18 vs. Pittsburgh (1/28/09)
Rebounds	12 vs. URI (11/29/08)	12 vs. URI (11/29/08)
Assists	6, vs. Syracuse (2/2/08)	4 vs. Fordham, HBU, Texas
Steals	4, two times (last on 1/6/08)	2 vs. Pittsburgh (1/28/09)
Blocks	3, vs. Syracuse (1/19/08)	1 vs. Pittsburgh (1/28/09)
Minutes:	38, vs. Bucknell (11/18/07)	34 vs. Niagara, Pitt
Field Goals	5, three times, last vs. Niagara	5 vs. Niagara, UConn, USF
3-PT Goals	2, four times, last vs. Niagara	2 vs. Niagara (11/19/08)
Free Throws	10 vs. Pittsburgh (1/28/09)	10 vs. Pittsburgh (1/28/09)

Career Highs

2008-09

Points	40 twice, last vs. Seton Hall	40, vs. Seton Hall (1/6/09)
Assists	10, vs. Louisville (2/3/07)	6 (vs. Albany, St. Joseph's)
Steals	4, six times, last vs. Niagara	4 vs. Niagara (11/19/08)
Blocks	1, six times (last on 12/4/08)	1 vs. HBU (12/4/08)
Minutes:	43, vs. Seton Hall (1/6/09)	43, vs. Seton Hall (1/6/09)
Field Goals	12, vs. Connecticut (2/28/07)	10, vs. Seton Hall (1/6/09)
3-PT Goals	7, vs. DePaul (1/6/07)	5, vs. Seton Hall (1/6/09)
Free Throws	15, vs. Seton Hall (1/6/09)	15, vs. Seton Hall (1/6/09)



Corey Stokes (#24)


6-5 • 195

Sophomore • Guard

Bayonne, N.J.

St. Benedict's

2008-09 Highlights: Added seven key second half points in a 70-61 triumph over USF on Jan. 24 ... Finished with 10 points and two rebounds ... Produced 12 points and two rebounds in an 89-83 loss to No. 3 UConn on Jan. 21 in Hartford ... Scored 18 points to help lead VU past La Salle 70-59 on Dec. 14 ... Recorded a career-high 22 points and dropped in 6-of-9 from 3-point territory in a 93-57 victory over Houston Baptist on Dec. 4 ... Connected on 4-of-6 from beyond the 3-point arc and finished with 14 points and five rebounds in a 69-47 win over Penn on Dec. 2 ... Dropped in a season-high 18 points against Monmouth on Nov. 25 and also established a new career high in rebounds with seven ... Was hampered by a sprained left thumb injury sustained on Nov. 17 in the 77-62 win over Niagara ... Still contributed eight points in 27 minutes ... Was 3-of-3 from beyond the arc en route to 17 points in a 107-68 win over Fordham on Nov. 17 ... Also collected a career-high eight rebounds ... Chipped in with 13 points, including 3-of-4 from beyond the 3-point arc, in a 78-60 victory over Albany on Nov. 14 at the Pavilion.



Frank Tchuisi (#42)

6-8 • 215

Junior • Forward

Douala, Cameroon

St. Benedict's

2008-09 Highlights: Scored two points and added a rebound in five minutes of action against Connecticut on Jan. 21 ... Picked up a blocked shot in four minutes of action in a 76-59 win over St. John's on Jan. 18 ... Sank a pair of free throws in a 70-59 win at La Salle on Dec. 14 ... Scored one point and added a rebound in a 93-57 win over Houston Baptist on Dec. 4 ... Collected two rebounds in four minutes of 69-47 win over Penn on Dec. 2 ... Set a new career high with five rebounds in a 64-47 win over Towson on Nov. 28 at the Palestra ... Scored two points on a pair of free throws in eight minutes in a 71-48 victory over Monmouth on Nov. 25 ... Played five minutes and corraled one rebound in a 77-62 victory over Niagara on Nov. 19 ... Posted new career highs in points (4) and minutes (14) in a 107-68 win over Fordham on Nov. 17 ... Came off the bench to play a career-high 11 minutes in the Nov. 14 season opening victory over Albany ... Added two points and three rebounds.

Career Highs

2008-09

Points	22 vs. HBU (12/4/08)	22 vs. HBU (12/4/08)
Rebounds	6 vs. Fordham (11/17/08)	7 vs. Monmouth (11/25/08)
Assists	3 three times, last vs. Towson	3 twice, last vs. Towson
Steals	2, two times (last on 3/12/08)	1 three times, last vs. Lou
Blocks	2 vs. Marquette (1/9/09)	2 vs. Marquette (1/9/09)
Minutes:	34, vs. Siena (3/23/08)	31 vs. Fordham (11/17/08)
Field Goals	8, vs. Siena (3/23/08)	7 vs. HBU (12/4/08)
3-PT Goals	6 vs. HBU (12/4/08)	6 vs. HBU (12/4/08)
Free Throws	6 vs. Fordham (11/17/08)	6 vs. Fordham (11/17/08)

Career Highs


2008-09

Points	4 vs. Fordham (11/17/08)	4 vs. Fordham (11/17/08)
Rebounds	5 vs. URI (11/29/08)	5 vs. URI (11/29/08)
Assists	1, vs. La Salle (12/22/05)	
Steals	1, vs. La Salle (12/22/05)	
Blocks	2, vs. Penn (12/2/06)	1 vs. St. John's (1/18/09)
Minutes:	14 vs. Fordham (11/17/08)	14 vs. Fordham (11/17/08)
Field Goals	2 vs. Fordham (11/17/08)	2 vs. Fordham (11/17/08)
3-PT Goals		
Free Throws	2 twice, last vs. Monmouth	2 vs. Monmouth, La Salle



Russell Wooten (#23)
6-4 • 210
Junior • Forward
Chula Vista, Calif.
St. Augustine

2008-09 Highlights: Saw his first career BIG EAST action with one minute against St. John's in a 76-57 win on Jan. 18 .. Appeared for three minutes in a 71-48 win over Monmouth on Nov. 25 ... Saw five minutes of action with one rebound in a 107-68 win over Fordham on Nov. 17 ... Appeared as a Wildcat for the first time and picked up his first career rebound in a 78-60 win over Albany.



Taylor King (#31)
6-6 • 230
Redshirt Freshman • Forward
Huntington Beach, Calif.
Santa Ana Mater Dei

2008-09 Highlights: Will sit out the season as a redshirt after transferring from Duke.

Career Highs (Duke)

Points 27, vs. E. Kentucky (11/25/07)
 Rebounds 6, twice (last on 2/23/08)
 Assists 3, vs. N.C. Central (11/9/07)
 Steals 3, vs. E. Kentucky (11/25/07)
 Blocks 2, three times (last on 1/16/08)
 Minutes: 21, vs. E. Kentucky (11.25/07)
 Field Goals 9, vs. E. Kentucky (11/25/07)
 3-PT Goals 6, vs. E. Kentucky (11/25/07)
 Free Throws 4, vs. Temple (1/9/08)



Maurice Sutton (#21)
6-11 • 215
Freshman • Forward/Center
Upper Marlboro, Md.
Largo

2008-09 Highlights:

2008-09/Career Highs

Points
 Rebounds 1 twice, last vs. Fordham (11/17/08)
 Assists
 Steals
 Blocks
 Minutes: 5 vs. Fordham (11/17/08)
 Field Goals
 3-PT Goals
 Free Throws



2008-09 MEN'S BASKETBALL GAME NOTES

No. 23 Villanova 78, Albany 60 November 14, 2008 ~ The Pavilion ~ Villanova, Pa.

VISITORS: Albany 0-1

##	Player Name	TOT-FG		3-PT	REBOUNDS		FT-FTA	OF	DE	TOT	PF	TP	A	TO	BLK	S	MIN
		FG	FGA		FG	FGA											
03	HARRIS, Will.....	f	5-12	2-6	1-1	1	2	3	2	13	5	3	0	1	0	1	34
33	CONNELLY, Brian.....	f	2-4	0-0	0-0	1	1	2	4	4	1	2	0	2	0	2	26
54	GIFFORD, Brett.....	c	2-2	0-0	0-0	3	4	7	3	4	0	2	1	0	1	0	24
11	RAFFA, Anthony.....	g	5-9	2-3	1-2	2	3	5	1	13	0	4	0	1	0	1	24
23	AMBROSE, Tim.....	g	4-9	0-3	0-3	2	3	5	2	8	2	4	0	1	0	1	20
01	ALLEN, Billy.....	g	1-1	1-1	0-0	0	0	0	1	3	0	0	0	1	0	1	4
05	HASTINGS, Jerrel.....	g	0-0	0-0	4-6	1	0	1	1	4	0	0	0	0	0	0	13
12	McRAE, Scotty.....	g	2-4	1-2	1-1	0	2	2	0	6	0	2	2	1	1	1	9
21	JOHNSON, Mike.....	g	0-5	0-2	1-3	0	1	1	3	3	1	2	0	1	0	1	22
32	BARRAZA, Louis.....	g	1-5	1-3	0-0	0	0	0	2	3	1	0	0	0	0	0	11
42	COVINGTON, Jimmie.....	g	0-0	0-0	1-2	0	0	0	1	1	0	1	0	1	0	0	13
TEAM						2	2	4									
Totals			22-51	7-20	9-18	12	18	30	20	60	12	20	3	8	200		

TOTAL FG% 1st Half: 8-24 33.3% 2nd Half: 14-27 51.9% Game: 43.1% DEADB
 3-Pt. FG% 1st Half: 3-11 27.3% 2nd Half: 4-9 44.4% Game: 35.0% REBS
 F Throw % 1st Half: 5-7 71.4% 2nd Half: 4-11 36.4% Game: 50.0% 1

HOME TEAM: Villanova 1-0

##	Player Name	TOT-FG		3-PT	REBOUNDS		FT-FTA	OF	DE	TOT	PF	TP	A	TO	BLK	S	MIN
		FG	FGA		FG	FGA											
00	PENA, Antonio.....	f	5-7	0-0	2-4	2	3	5	0	12	2	2	1	0	0	28	
33	CUNNINGHAM, Dante.....	f	6-9	0-0	1-3	3	3	6	2	13	3	2	0	1	0	30	
01	REYNOLDS, Scottie.....	g	4-11	2-6	3-3	0	1	1	3	13	6	1	0	2	0	30	
10	FISHER, Corey.....	g	3-6	0-2	4-4	0	2	2	3	10	5	3	0	4	0	30	
24	STOKES, Corey.....	g	4-6	3-4	2-2	0	0	0	3	13	0	1	0	0	0	26	
04	COLEMDA, Jason.....	g	0-0	0-0	0-0	0	0	0	0	0	0	0	0	0	0	1	
05	DRUMMOND, Casiem.....	g	1-1	0-0	2-2	1	4	5	4	4	0	1	1	0	0	17	
15	REDDING, Reggie.....	g	4-7	1-3	2-2	0	4	4	1	11	2	1	0	1	0	26	
23	WOOTEN, Russell.....	g	0-0	0-0	0-0	0	1	1	0	0	0	0	0	0	0	1	
42	TCHUISI, Frank.....	g	1-4	0-0	0-1	0	3	3	2	2	0	2	0	0	0	11	
TEAM						1	5	6									
Totals			28-51	6-15	16-21	8	25	33	19	78	18	14	2	8	200		

TOTAL FG% 1st Half: 17-29 58.6% 2nd Half: 11-22 50.0% Game: 54.9% DEADB
 3-Pt. FG% 1st Half: 2-6 33.3% 2nd Half: 4-9 44.4% Game: 35.0% REBS
 F Throw % 1st Half: 4-7 57.1% 2nd Half: 12-14 85.7% Game: 76.2% 2

Officials: Reggie Greenwood, Tim Clougherty, John Gaffney
 Technical fouls: Albany-None. Villanova-None.
 Attendance: 6500

Score by Periods	1st	2nd	Total
Albany.....	24	36	60
Villanova.....	40	38	78

No. 23 Villanova 107, Fordham 68 November 17, 2008 ~ The Pavilion ~ Villanova, Pa.

VISITORS: Fordham 0-2

##	Player Name	TOT-FG		3-PT	REBOUNDS		FT-FTA	OF	DE	TOT	PF	TP	A	TO	BLK	S	MIN
		FG	FGA		FG	FGA											
50	BETHEL, Chris.....	f	4-13	0-3	1-2	4	7	11	5	9	0	0	1	0	0	27	
01	FONTAN, Jio.....	g	5-10	1-3	2-3	3	0	3	4	13	5	4	0	0	0	29	
03	BLUE, Trey.....	g	3-5	2-3	3-3	0	0	0	5	11	1	2	0	0	0	18	
04	TANNER, Herb.....	g	2-6	1-2	2-2	1	2	3	3	7	2	1	0	1	0	33	
24	BUTLER, Brenton.....	g	6-19	3-11	2-2	2	2	4	2	17	4	2	0	0	0	35	
14	HAGE, Ryan.....	g	0-0	0-0	0-0	0	0	0	0	0	0	0	0	0	0	1	
15	THOMAS, Lamar.....	g	0-0	0-0	0-0	0	0	0	0	0	0	0	0	0	0	2	
20	BECK, Matt.....	g	0-0	0-0	0-0	0	0	0	0	0	0	0	0	0	0	1	
21	ESTWICK, Alberto.....	g	2-5	1-2	2-2	1	0	1	0	7	0	2	0	0	0	22	
23	MOORE, Mike.....	g	1-6	0-2	0-0	0	0	0	3	2	0	0	0	0	0	8	
25	WING, Zach.....	g	0-0	0-0	0-2	0	2	2	2	2	0	0	0	0	0	17	
44	DEVINE, Luke.....	g	0-1	0-0	2-2	0	1	1	1	2	0	0	1	0	0	7	
TEAM						1	2	3									
Totals			23-65	8-26	14-18	12	16	28	25	68	12	11	2	1	200		

TOTAL FG% 1st Half: 12-36 33.3% 2nd Half: 11-29 37.9% Game: 35.4% DEADB
 3-Pt. FG% 1st Half: 5-19 26.3% 2nd Half: 3-7 42.9% Game: 30.8% REBS
 F Throw % 1st Half: 9-12 75.0% 2nd Half: 5-6 83.3% Game: 77.8% 1

HOME TEAM: Villanova 2-0

##	Player Name	TOT-FG		3-PT	REBOUNDS		FT-FTA	OF	DE	TOT	PF	TP	A	TO	BLK	S	MIN
		FG	FGA		FG	FGA											
00	PENA, Antonio.....	f	4-5	0-0	2-2	3	3	6	3	10	3	2	1	0	0	24	
33	CUNNINGHAM, Dante.....	f	11-17	0-0	9-12	6	5	11	2	31	1	1	1	1	1	29	
01	REYNOLDS, Scottie.....	g	3-9	1-4	4-4	1	3	4	3	11	7	1	0	2	0	22	
10	FISHER, Corey.....	g	4-10	2-4	7-8	0	2	2	3	17	4	1	0	2	0	30	
24	STOKES, Corey.....	g	4-6	3-3	6-6	1	7	8	2	17	2	1	0	1	0	31	
04	COLEMDA, Jason.....	g	0-0	0-0	0-0	0	1	1	0	0	0	0	0	0	0	6	
15	REDDING, Reggie.....	g	4-5	1-2	0-0	0	4	4	4	9	4	1	0	0	0	23	
20	CLARK, Shane.....	g	3-5	0-1	2-2	0	1	1	3	8	1	1	0	0	0	16	
23	WOOTEN, Russell.....	g	0-0	0-0	0-0	0	1	0	1	0	0	0	0	0	0	5	
42	TCHUISI, Frank.....	g	2-3	0-0	0-2	0	1	1	2	4	0	0	0	0	0	14	
TEAM						6	6										
Totals			35-60	7-14	30-36	12	33	45	23	107	23	9	2	6	200		

TOTAL FG% 1st Half: 18-32 56.3% 2nd Half: 17-28 60.7% Game: 58.3% DEADB
 3-Pt. FG% 1st Half: 4-8 50.0% 2nd Half: 3-6 50.0% Game: 50.0% REBS
 F Throw % 1st Half: 16-19 84.2% 2nd Half: 14-17 82.4% Game: 83.3% 3

Officials: Pat Driscoll, Jeff Clark, James Breeding
 Technical fouls: Fordham-FONTAN, Jio. Villanova-REDDING, Reggie.
 Attendance: 6500

Score by Periods	1st	2nd	Total
Fordham.....	38	30	68
Villanova.....	56	51	107

CUNNINGHAM --> CAREER HIGH POINTS

No. 23 Villanova 77, Niagara 62 November 19, 2008 ~ The Pavilion ~ Villanova, Pa. Philly Hoop Group Classic

VISITORS: Niagara 1-1

##	Player Name	TOT-FG		3-PT	REBOUNDS		FT-FTA	OF	DE	TOT	PF	TP	A	TO	BLK	S	MIN
		FG	FGA		FG	FGA											
22	Benn, Bilal.....	f	3-10	0-3	5-8	2	6	8	4	11	3	3	0	2	0	40	
25	Egemonye, Benson.....	c	1-7	0-0	4-5	4	4	8	5	6	0	3	0	0	0	22	
01	Garrison, Rob.....	g	6-11	2-6	1-2	0	4	4	3	15	2	3	0	2	31		
02	Lewis, Tyrone.....	g	5-11	4-9	2-2	0	1	1	2	16	1	1	0	4	37		
31	Nelson, Anthony.....	g	2-8	0-2	2-4	1	1	2	5	6	2	4	0	3	35		
05	Cooley, Austin.....	g	0-1	0-1	0-0	0	0	0	0	0	0	1	0	0	0	3	
30	Williamson, Demetrius.....	g	0-1	0-0	0-0	1	0	1	0	0	0	0	1	0	0	8	
32	Gordon, Kamau.....	g	1-1	0-0	2-3	0	2	2	5	4	2	2	0	0	0	12	
35	Edwards, Kashief.....	g	2-2	0-0	0-1	0	1	1	2	4	0	1	1	0	0	12	
TEAM						3	2	5	1								
Totals			20-52	6-21	16-25	11	21	32	27	62	10	19	1	11	200		

TOTAL FG% 1st Half: 11-28 39.3% 2nd Half: 9-24 37.5% Game: 38.5% DEADB
 3-Pt. FG% 1st Half: 3-10 30.0% 2nd Half: 3-11 27.3% Game: 28.6% REBS
 F Throw % 1st Half: 5-6 83.3% 2nd Half: 11-19 57.9% Game: 64.0% 6

HOME TEAM: Villanova 3-0

##	Player Name	TOT-FG		3-PT	REBOUNDS		FT-FTA	OF	DE	TOT	PF	TP	A	TO	BLK	S	MIN
		FG	FGA		FG	FGA											
00	PENA, Antonio.....	f	2-2	0-0	4-6	2	5	7	5	8	0	2	0	1	0	21	
33	CUNNINGHAM, Dante.....	f	3-3	0-0	5-6	2	1	3	5	11	1	2	0	1	0	23	
01	REYNOLDS, Scottie.....	g	4-14	2-5	9-10	0	4	4	1	19	2	5	0	4	36		
10	FISHER, Corey.....	g	4-12	1-5	6-10	0	6	6	2	15	5	2	0	3	36		
15	REDDING, Reggie.....	g	5-10	2-4	2-2	1	3	4	1	14	3	2	0	0	0	34	
04	COLEMDA, Jason.....	g	0-0	0-0	0-0	0	0	0	0	0	0	0	0	0	0	1	
05	DRUMMOND, Casiem.....	g	0-0	0-0	0-0	0	0	0	0	0	0	0	0	0	0	2	
20	CLARK, Shane.....	g	1-2	0-0	0-0	1	0	1	5	2	0	1	0	0	0	14	
23	WOOTEN, Russell.....	g	0-0	0-0	0-0	0	0	0	0	0	0	0	0	0	0	1	
24	STOKES, Corey.....	g	2-4	2-4	2-4	0	3	3	2	8	0	0	0	1	27		
42	TCHUISI, Frank.....	g	0-1	0-0	0-0	0	1	1	1	0	0	1	0	0	0	5	
TEAM						4	1	5									



2008-09 MEN'S BASKETBALL GAME NOTES

No. 20 Villanova 64, Towson 47 November 28, 2008 ~ The Palestra ~ Philadelphia, Pa. Philly Hoop Group Classic

VISITORS: Towson 3-2

##	Player Name	TOT-FG			3-PT			REBOUNDS			TP	A	TO	BLK	S	MIN
		FG-FGA	FG-FGA	FT-FTA	OF	DE	TOT	PF								
22	SMITH, Jarrel.....	f	1-5	0-1	0-0	1	3	4	1	2	0	1	0	0	26	
24	HAIRSTON, Junior....	f	4-12	2-5	1-3	3	3	6	0	11	1	1	1	0	33	
25	NWANKWO, Robert.....	f	2-5	0-0	3-9	2	5	7	2	7	0	0	3	1	28	
20	MORRIS, Brian.....	g	2-7	1-5	2-2	0	4	4	2	7	5	3	0	2	32	
32	FRANKLIN, Troy.....	g	1-6	0-5	0-0	0	2	2	5	2	4	4	0	1	23	
03	CROSSIN, Tim.....	g	1-1	1-1	0-0	0	0	0	0	3	0	0	0	0	2	
04	COLEMAN, Rocky.....	g	0-0	0-0	0-0	0	0	0	0	0	0	0	0	0	2	
23	THORNTON, Josh.....	g	2-12	1-10	0-0	0	0	0	0	3	5	1	3	0	25	
33	LEE, Calvin.....	g	4-6	0-0	0-0	2	0	2	3	8	1	0	0	1	28	
35	DURANT, Tony.....	g	1-1	0-0	0-0	1	1	2	1	2	0	1	0	0	3	
TEAM.....						5 3 8										
Totals.....			18-55	5-27	6-14	14	21	35	17	47	12	13	4	6	202	

TOTAL FG% 1st Half: 11-30 36.7% 2nd Half: 7-25 28.0% Game: 32.7% DEADB
 3-Pt. FG% 1st Half: 3-16 18.8% 2nd Half: 2-11 18.2% Game: 18.5% REBS
 F Throw % 1st Half: 3-5 60.0% 2nd Half: 3-9 33.3% Game: 42.9% 2

HOME TEAM: Villanova 5-0

##	Player Name	TOT-FG			3-PT			REBOUNDS			TP	A	TO	BLK	S	MIN
		FG-FGA	FG-FGA	FT-FTA	OF	DE	TOT	PF								
00	PENA, Antonio.....	f	4-5	0-0	4-4	3	4	7	2	12	2	0	1	1	28	
33	CUNNINGHAM, Dante...	f	4-8	0-0	4-4	1	6	7	2	12	0	1	1	2	30	
01	REYNOLDS, Scottie...	g	5-9	3-7	1-2	2	4	6	1	14	6	4	1	1	31	
10	FISHER, Corey.....	g	4-8	2-4	1-3	1	1	2	1	11	1	1	0	2	28	
24	STOKES, Corey.....	g	3-12	2-10	0-0	1	3	4	3	8	3	0	0	2	30	
04	COLEMAN, Jason.....	g	0-0	0-0	0-0	0	0	0	0	0	0	0	0	0	1	
15	REDDING, Reggie.....	g	1-6	0-2	0-2	3	3	6	2	2	3	5	0	0	28	
20	CLARK, Shane.....	g	1-3	0-1	0-2	0	2	2	1	2	2	2	0	0	15	
23	WOOTEN, Russell.....	g	0-0	0-0	0-0	0	0	0	0	0	0	0	0	0	1	
42	TCHUISI, Frank.....	g	1-2	0-0	1-2	3	2	5	1	3	0	0	0	0	8	
TEAM.....						1 3 4				1						
Totals.....			23-53	7-24	11-19	15	28	43	13	64	17	14	3	8	200	

TOTAL FG% 1st Half: 11-23 47.8% 2nd Half: 12-30 40.0% Game: 43.4% DEADB
 3-Pt. FG% 1st Half: 5-12 41.7% 2nd Half: 2-12 16.7% Game: 29.2% REBS
 F Throw % 1st Half: 6-11 54.5% 2nd Half: 5-8 62.5% Game: 57.9% 2,1

Officials: Pat Driscoll, Jeff Clark, Tim Clougherty

Technical fouls: Towson-None. Villanova-None.

Attendance: 4713

Score by Periods

	1st	2nd	Total
Towson.....	28	19	- 47
Villanova.....	33	31	- 64

No. 20 Villanova 78, Rhode Island 65 November 29, 2008 ~ The Palestra ~ Philadelphia, Pa. Philly Hoop Group Classic

VISITORS: Rhode Island 5-2

##	Player Name	TOT-FG			3-PT			REBOUNDS			TP	A	TO	BLK	S	MIN
		FG-FGA	FG-FGA	FT-FTA	OF	DE	TOT	PF								
21	JAMES, Delroy.....	f	1-3	0-0	0-2	2	2	4	5	2	1	1	1	1	13	
33	SEAWRIGHT, Kahiemi...	f	3-9	0-0	1-4	5	3	8	4	7	2	1	0	0	31	
05	JONES, Marquis.....	g	2-5	1-3	0-0	2	0	2	3	5	2	3	0	0	30	
20	BARON, Jimmy.....	g	8-15	2-5	5-6	1	0	1	2	23	1	4	0	0	34	
22	COTHRAN, Keith.....	g	5-15	0-4	2-2	0	4	4	4	12	4	2	0	0	33	
01	MEJIA, Stevie.....	g	0-0	0-0	2-2	0	2	2	1	2	0	1	0	0	7	
02	EAVES, Ben.....	g	2-3	0-1	2-3	1	2	3	0	6	0	0	0	0	10	
15	ULMER, Lamonte.....	g	0-1	0-0	2-4	0	2	2	1	2	0	2	1	1	19	
32	MARTELL, Will.....	g	1-2	0-0	4-4	0	2	2	3	6	0	0	1	0	19	
54	FRANCIS, Jason.....	g	0-0	0-0	0-0	0	3	3	1	0	0	0	0	0	4	
TEAM.....						2 1 3 1										
Totals.....			22-53	3-13	18-27	13	21	34	25	65	10	14	3	2	200	

TOTAL FG% 1st Half: 11-22 50.0% 2nd Half: 11-31 35.5% Game: 41.5% DEADB
 3-Pt. FG% 1st Half: 3-6 50.0% 2nd Half: 0-7 0.0% Game: 23.1% REBS
 F Throw % 1st Half: 8-13 61.5% 2nd Half: 10-14 71.4% Game: 66.7% 5

HOME TEAM: Villanova 6-0

##	Player Name	TOT-FG			3-PT			REBOUNDS			TP	A	TO	BLK	S	MIN
		FG-FGA	FG-FGA	FT-FTA	OF	DE	TOT	PF								
00	PENA, Antonio.....	f	3-9	0-1	4-4	4	2	6	4	10	1	0	1	0	27	
33	CUNNINGHAM, Dante...	f	6-15	0-0	7-8	2	10	12	2	19	1	0	3	1	37	
01	REYNOLDS, Scottie...	g	3-9	1-4	6-8	0	1	1	3	13	3	2	0	1	30	
10	FISHER, Corey.....	g	5-8	0-1	4-5	0	0	0	3	14	1	0	1	2	24	
24	STOKES, Corey.....	g	1-5	0-2	1-1	0	0	0	4	3	2	0	0	0	23	
04	COLEMAN, Jason.....	g	0-0	0-0	0-0	0	0	0	0	0	0	0	0	0	1	
15	REDDING, Reggie.....	g	3-8	1-4	4-5	7	5	12	3	11	3	1	0	1	31	
20	CLARK, Shane.....	g	4-8	0-3	0-0	2	2	4	2	8	2	2	0	2	25	
42	TCHUISI, Frank.....	g	0-0	0-0	0-0	0	0	0	0	0	0	0	0	0	2	
TEAM.....						3 2 5										
Totals.....			25-62	2-15	26-31	18	22	40	21	78	11	9	4	6	200	

TOTAL FG% 1st Half: 14-35 40.0% 2nd Half: 11-27 40.7% Game: 40.3% DEADB
 3-Pt. FG% 1st Half: 1-9 11.1% 2nd Half: 1-6 16.7% Game: 13.3% REBS
 F Throw % 1st Half: 11-14 78.6% 2nd Half: 1-6 16.7% Game: 83.9% 3

Officials: Bob Donato, Bill McCarthy, Brian O'Connell

Technical fouls: Rhode Island-TEAM. Villanova-None.

Attendance: 6101

Score by Periods

	1st	2nd	Total
Rhode Island.....	33	32	- 65
Villanova.....	40	38	- 78

No. 17 Villanova 69, Penn 47 December 2, 2008 ~ The Palestra ~ Philadelphia, Pa.

VISITORS: Villanova 7-0

##	Player Name	TOT-FG			3-PT			REBOUNDS			TP	A	TO	BLK	S	MIN
		FG-FGA	FG-FGA	FT-FTA	OF	DE	TOT	PF								
00	PENA, Antonio.....	f	2-6	0-0	4-6	2	2	4	5	8	2	3	0	0	24	
33	CUNNINGHAM, Dante...	f	8-15	0-1	4-4	4	7	11	1	20	2	2	1	0	33	
01	REYNOLDS, Scottie...	g	3-9	2-6	2-2	1	2	3	0	10	4	3	0	0	35	
10	FISHER, Corey.....	g	3-9	0-2	1-2	1	5	6	3	7	4	2	0	3	28	
24	STOKES, Corey.....	g	5-8	4-6	0-0	2	3	5	1	14	1	1	1	1	25	
04	COLEMAN, Jason.....	g	0-0	0-0	0-0	0	0	0	0	0	0	0	0	0	2	
15	REDDING, Reggie.....	g	1-6	0-1	0-0	2	4	6	3	2	2	0	1	1	26	
20	CLARK, Shane.....	g	1-4	0-1	3-3	3	1	4	2	5	0	2	0	0	15	
22	ANDERSON, Dwayne.....	g	1-1	1-1	0-0	0	1	1	0	3	0	1	0	0	7	
23	WOOTEN, Russell.....	g	0-0	0-0	0-0	0	0	0	0	0	0	0	0	0	1	
42	TCHUISI, Frank.....	g	0-1	0-0	0-0	1	1	2	1	0	0	1	0	0	4	
TEAM.....						3 2 5										
Totals.....			24-59	7-18	14-17	19	28	47	16	69	15	15	5	6	200	

TOTAL FG% 1st Half: 12-24 50.0% 2nd Half: 12-35 34.3% Game: 40.7% DEADB
 3-Pt. FG% 1st Half: 4-11 36.4% 2nd Half: 3-7 42.9% Game: 38.9% REBS
 F Throw % 1st Half: 8-8 100% 2nd Half: 6-9 66.7% Game: 82.4% 1,1

HOME TEAM: Penn 1-5

##	Player Name	TOT-FG			3-PT			REBOUNDS			TP	A	TO	BLK	S	MIN
		FG-FGA	FG-FGA	FT-FTA	OF	DE	TOT	PF								
24	Eggleston, Jack.....	f	4-6	0-0	0-0	1	2	3	3	8	2	2	1	3	32	
42	Votel, Brennan.....	f	2-3	0-0	0-0	0	3	3	3	4	2	1	0	0	13	
01	Rosen, Zack.....	g	0-3	0-3	0-0	0	1	1	4	0	2	3	0	0	21	
03	Bernardini, Tyler.....	g	4-11	1-5	3-4	1	1	2	0	12	1	1	0	0	29	
32	Cofield, Remy.....	g	0-4	0-2	3-4	0	1	1	1	3	3	2	0	2	18	
13	Schreiber, Andreas...	g	0-4	0-1	2-2	0	1	1	3	2	1	1	0	1	14	
14	Loughery, Larry.....	g	0-1	0-0	0-3	0	1	1	0	0	1	1	0	1	17	
15	Egee, Kevin.....	g	1-6	0-2	1-1	0	0	0	1	3	0	0	0	0	23	
22	Gaines, Harrison.....	g	5-11	2-3	2-2	0	2	2	0	14	0	1</				



2008-09 MEN'S BASKETBALL GAME NOTES

No. 6 Texas 67, No. 15 Villanova 58

December 9, 2008 ~ Madison Square Garden ~ New York, N.Y.

Jimmy V Classic

VISITORS: Texas

##	Player Name	TOT-FG			3-PT			REBOUNDS				MIN			
		FG-FGA	FG-FGA	FT-FTA	OF	DE	TOT	PF	TP	A	BLK		S		
32	Atchley, Connor	f	0-3	0-2	0-0	0	0	0	4	0	0	2	0	0	15
34	Pittman, Dexter	c	3-3	0-0	2-4	0	1	1	3	8	0	2	1	2	15
03	Abrams, A.J.	g	8-18	4-9	6-9	0	2	2	2	26	4	0	0	1	36
05	James, Damion	g	7-11	2-3	0-2	2	4	6	4	16	2	0	1	0	29
24	Mason, Justin	g	1-4	0-0	1-2	0	1	1	3	3	7	2	1	2	34
01	Johnson, Gary	g	3-11	0-0	1-5	4	3	7	1	7	0	1	3	0	25
04	Balbay, Dogus	g	0-0	0-0	0-0	0	0	0	2	0	1	3	0	0	8
50	Ward, Varez	g	2-6	0-1	1-2	3	5	8	3	5	1	3	0	0	21
53	Chapman, Clint	g	1-4	0-0	0-0	3	3	6	1	2	1	0	1	0	16
TEAM						4			4						
Totals			25-60	6-15	11-24	16	23	39	23	67	16	13	7	5	199

TOTAL FG% 1st Half:	13-29	44.8%	2nd Half:	12-31	38.7%	Game:	41.7%	DEADB
3-Pt. FG% 1st Half:	3-7	42.9%	2nd Half:	3-8	37.5%	Game:	40.0%	REBS
F Throw % 1st Half:	3-6	50.0%	2nd Half:	8-18	44.4%	Game:	45.8%	7

HOME TEAM: Villanova

##	Player Name	TOT-FG			3-PT			REBOUNDS				MIN			
		FG-FGA	FG-FGA	FT-FTA	OF	DE	TOT	PF	TP	A	BLK		S		
00	PENA, Antonio	f	0-0	0-0	0-2	0	0	0	1	0	0	2	0	0	9
33	CUNNINGHAM, Dante	f	9-14	0-1	5-7	1	11	12	2	23	1	2	2	2	38
01	REYNOLDS, Scottie	g	2-7	0-2	6-7	2	3	5	5	10	5	4	0	2	38
10	FISHER, Corey	g	0-5	0-1	0-0	0	1	1	2	0	1	2	0	1	17
24	STOKES, Corey	g	4-9	2-7	1-2	1	2	3	3	11	0	2	0	2	30
04	COLENDIA, Jason	g	0-0	0-0	0-0	0	0	0	0	0	0	0	0	0	1
15	REDDING, Reggie	g	2-8	1-3	2-5	1	2	3	4	7	4	4	1	1	25
20	CLARK, Shane	g	1-3	1-3	0-0	1	1	2	3	3	2	1	0	0	22
22	ANDERSON, Dwayne	g	1-4	0-1	2-2	5	4	9	3	4	0	2	0	2	20
TEAM						1			1						
Totals			19-50	4-18	16-25	11	25	36	23	58	13	19	2	10	200

TOTAL FG% 1st Half:	9-23	39.1%	2nd Half:	10-27	37.0%	Game:	38.0%	DEADB
3-Pt. FG% 1st Half:	2-9	22.2%	2nd Half:	2-9	22.2%	Game:	22.2%	REBS
F Throw % 1st Half:	6-11	54.5%	2nd Half:	10-14	71.4%	Game:	64.0%	6

Officials: Les Jones, Jamie Luckie, Mike Wood

Technical fouls: Texas-None. Villanova-None.

Attendance: 14675

Score by Periods

Texas	32	35	-	67
Villanova	26	32	-	58

2008 Jimmy V Classic - Game #2

No. 15 Villanova 59, Saint Joseph's 56

December 11, 2008 ~ The Pavilion ~ Villanova, Pa.

VISITORS: Saint Joseph's 4-5

##	Player Name	TOT-FG			3-PT			REBOUNDS				MIN			
		FG-FGA	FG-FGA	FT-FTA	OF	DE	TOT	PF	TP	A	BLK		S		
32	HILLIARD, Idris	f	4-7	0-1	0-0	2	6	8	3	8	1	2	1	0	34
34	NIVINS, Ahmad	f	6-11	0-0	4-6	3	5	8	2	16	1	4	2	0	40
00	CARR, Tasheed	g	3-9	2-4	2-2	0	3	3	3	10	5	2	0	1	36
13	GOVENS, Darrin	g	6-15	6-11	0-1	0	3	3	2	18	1	1	0	2	40
15	WILLIAMSON, Garrett	g	1-1	0-0	0-0	0	4	4	1	2	6	3	0	1	33
01	PRESCOTT, Chris	g	0-0	0-0	0-0	0	0	0	0	0	0	0	0	0	1
11	BENFLEY, Charoy	g	1-1	0-0	0-0	0	0	0	1	2	1	0	0	0	10
40	IRWIN, Bryant	g	0-1	0-1	0-0	0	0	0	1	0	0	1	0	0	6
TEAM						1			1						
Totals			21-45	8-17	6-9	5	22	27	13	56	15	13	3	4	200

TOTAL FG% 1st Half:	14-25	56.0%	2nd Half:	7-20	35.0%	Game:	46.7%	DEADB
3-Pt. FG% 1st Half:	5-9	55.6%	2nd Half:	3-8	37.5%	Game:	47.1%	REBS
F Throw % 1st Half:	2-2	100%	2nd Half:	4-7	57.1%	Game:	66.7%	2

HOME TEAM: Villanova 9-1

##	Player Name	TOT-FG			3-PT			REBOUNDS				MIN			
		FG-FGA	FG-FGA	FT-FTA	OF	DE	TOT	PF	TP	A	BLK		S		
00	PENA, Antonio	f	2-3	0-0	0-0	1	7	8	3	4	1	1	0	0	30
22	ANDERSON, Dwayne	f	3-5	1-3	3-3	1	0	1	3	10	1	0	1	2	31
33	CUNNINGHAM, Dante	f	6-10	0-0	2-2	2	2	4	1	14	0	3	1	1	39
01	REYNOLDS, Scottie	g	5-15	3-7	5-5	0	4	4	2	18	6	2	0	2	36
24	STOKES, Corey	g	1-3	1-2	0-0	0	2	2	0	3	1	0	0	0	21
10	FISHER, Corey	g	0-3	0-0	2-2	1	0	1	2	2	3	0	0	0	15
15	REDDING, Reggie	g	2-5	0-1	2-2	0	3	3	0	6	0	0	0	0	13
20	CLARK, Shane	g	1-4	0-1	0-2	1	2	3	1	2	0	0	0	0	15
TEAM						1			1						
Totals			20-48	5-14	14-16	7	20	27	12	59	11	9	2	5	200

TOTAL FG% 1st Half:	11-28	39.3%	2nd Half:	9-20	45.0%	Game:	41.7%	DEADB
3-Pt. FG% 1st Half:	4-10	40.0%	2nd Half:	1-4	25.0%	Game:	35.7%	REBS
F Throw % 1st Half:	0-0	0.0%	2nd Half:	14-16	87.5%	Game:	87.5%	1

Officials: Jim Burr, Karl Hess, Mike Roberts

Technical fouls: Saint Joseph's-None. Villanova-None.

Attendance: 6500

Score by Periods

Saint Joseph's	35	21	-	56
Villanova	26	33	-	59

Villanova

Points in the paint-SJU 18, VU 16. Points off turnovers-SJU 7, VU 11.

2nd chance points-SJU 4, VU 4. Fast break points-SJU 12, VU 7.

Bench points-SJU 2, VU 10. Score tied-7 times. Lead changed-8 times.

Last FG-SJU 2nd-03:54, VU 2nd-02:56.

Largest lead-SJU by 9 1st-05:18, VU by 4 1st-17:05.

No. 15 Villanova 70, La Salle 59

December 14, 2008 ~ Tom Gola Arena ~ Philadelphia, Pa.

VISITORS: Villanova 10-1

##	Player Name	TOT-FG			3-PT			REBOUNDS				MIN			
		FG-FGA	FG-FGA	FT-FTA	OF	DE	TOT	PF	TP	A	BLK		S		
00	PENA, Antonio	f	1-6	0-0	3-4	2	4	6	3	5	6	0	1	0	34
22	ANDERSON, Dwayne	f	1-4	0-2	0-0	2	2	4	2	2	1	1	0	1	21
33	CUNNINGHAM, Dante	f	4-8	0-0	1-4	0	4	4	4	9	2	3	4	4	24
01	REYNOLDS, Scottie	g	5-12	3-5	0-2	0	0	0	1	13	2	2	0	0	30
24	STOKES, Corey	g	6-10	4-7	2-2	0	3	3	3	18	1	0	0	1	29
04	COLENDIA, Jason	g	0-0	0-0	0-0	0	0	0	0	0	0	0	0	0	1
10	FISHER, Corey	g	4-9	0-1	0-0	0	2	2	1	8	6	1	0	0	26
15	REDDING, Reggie	g	3-4	1-1	0-0	2	2	2	1	7	2	1	0	0	17
20	CLARK, Shane	g	3-4	0-0	0-0	0	7	7	3	6	0	0	1	1	17
42	TCHUISI, Frank	g	0-0	0-0	2-2	0	0	0	2	2	0	0	0	0	1
TEAM						2			1						
Totals			27-57	8-16	8-14	6	25	31	18	70	20	8	6	7	200

TOTAL FG% 1st Half:	14-33	42.4%	2nd Half:	13-24	54.2%	Game:	47.4%	DEADB
3-Pt. FG% 1st Half:	5-9	55.6%	2nd Half:	3-7	42.9%	Game:	50.0%	REBS
F Throw % 1st Half:	3-4	75.0%	2nd Half:	5-10	50.0%	Game:	57.1%	1

HOME TEAM: La Salle 4-4

##	Player Name	TOT-FG			3-PT			REBOUNDS				MIN			
		FG-FGA	FG-FGA	FT-FTA	OF	DE	TOT	PF	TP	A	BLK		S		
01	GOODRIDGE, Vernon	f	2-5	0-0	1-2	2	6	8	2	5	1	3	2	1	24
05	BARRETT, Kimmani	f	6-13	2-6	2-3	2	3	5	2	16	0	2	1	2	36
12	MEKONGO MBALA, Yves	f	3-9	0-2	2-2	1	3	4	1	8	2	3	1	1	28
20	WILLIAMS, Jerrell	f	2-7	0-1	1-2	1	7	8	2	5	0	1	0	0	23
10	GREEN, Rodney	g	6-12	1-2	3-5	2	4	6	1	16	3	3	0	0	38
00	PARTIN, Darryl	g	1-3	1-1	0-0	1	0	1	2	3	2	0	0	0	10
21	WILLIAMS, Terrell	g	0-0	0-0	0-0	0	0	0	0	0	0	0	0	0	3
31	JOHNSON, Paul	g	1-3	0-0	3-4	1									



2008-09 MEN'S BASKETBALL GAME NOTES

No. 15 Villanova 62, Temple 45 December 29, 2008 ~ The Pavilion ~ Villanova, Pa.

VISITORS: Temple (5-6, 0-1 B5)

##	Player Name	TOT-FG 3-PT			REBOUNDS							MIN			
		FG-FGA	FG-FGA	FT-FTA	OP	DE	TOT	PF	TP	A	TO		BLK	S	
24	ALLEN, Lavoy	f	1-2	0-0	0-0	2	1	3	2	2	5	1	0	25	
41	OLMOS, Sergio	c	1-6	0-0	6-6	0	5	5	5	8	1	0	0	31	
02	BROOKS, Ryan	g	4-11	1-3	0-0	1	3	4	2	9	1	0	0	39	
15	INGE, Semaj	g	0-0	0-0	0-0	0	2	2	3	0	2	1	0	11	
22	CHRISTMAS, Dionte	g	4-19	3-10	2-2	0	5	5	3	13	4	2	0	39	
10	GUZMAN, Luis	g	1-3	0-1	2-4	0	2	2	1	4	0	2	0	7	
23	MOORE, Ramone	g	0-1	0-0	0-0	0	1	1	1	0	0	0	0	7	
50	ERIC, Michael	g	4-6	0-0	1-2	0	4	4	0	9	1	2	1	19	
TEAM						2		3		1					
Totals		15-48		4-14		11-14		5 24		29 17		45 11		13 2 4 200	

TOTAL FG% 1st Half: 9-22 40.9% 2nd Half: 6-26 23.1% Game: 31.3% DEADB
 3-Pt. FG% 1st Half: 2-4 50.0% 2nd Half: 2-10 20.0% Game: 28.6% REBS
 F Throw % 1st Half: 5-6 83.3% 2nd Half: 6-8 75.0% Game: 78.6% 2

HOME TEAM: Villanova (12-1, 4-0 B5)

##	Player Name	TOT-FG 3-PT			REBOUNDS							MIN			
		FG-FGA	FG-FGA	FT-FTA	OP	DE	TOT	PF	TP	A	TO		BLK	S	
00	PENA, Antonio	f	1-1	0-0	1-2	3	6	9	0	3	0	4	1	0	20
33	CUNNINGHAM, Dante	f	6-15	0-0	0-0	0	4	4	1	12	0	1	1	2 34	
01	REYNOLDS, Scottie	g	2-9	2-6	2-2	0	3	3	1	8	3	1	0	1 31	
22	ANDERSON, Dwayne	g	1-2	1-2	0-0	0	0	0	1	3	0	1	0	0 13	
24	STOKES, Corey	g	1-7	0-3	0-0	0	4	4	2	2	0	1	0	1 26	
10	FISHER, Corey	g	7-8	4-4	5-7	1	3	4	3	23	3	1	0	2 28	
15	REDDING, Reggie	g	1-5	0-1	2-2	1	5	6	3	4	2	0	0	2 28	
20	CLARK, Shane	g	1-3	1-1	4-4	1	1	2	3	7	1	1	0	1 20	
TEAM						1 3 4		1		5 6		9 10		2 7 200	
Totals		20-50		8-17		14-17		7 29		36 15		62 9		10 2 7 200	

TOTAL FG% 1st Half: 9-28 32.1% 2nd Half: 11-22 50.0% Game: 40.0% DEADB
 3-Pt. FG% 1st Half: 2-10 20.0% 2nd Half: 6-7 85.7% Game: 47.1% REBS
 F Throw % 1st Half: 2-4 50.0% 2nd Half: 12-13 92.3% Game: 82.4% 2

Officials: Jim Burr, Bob Donato, Reggie Greenwood
 Technical fouls: Temple-None. Villanova-TEAM.
 Attendance: 6500
 Score by Periods 1st 2nd Total
 Temple..... 25 20 - 45
 Villanova..... 22 40 - 62

Marquette 79, No. 15 Villanova 72 January 1, 2009 ~ Bradley Center ~ Milwaukee, Wis.

VISITORS: Villanova 12-2, 0-1 BE

##	Player Name	TOT-FG 3-PT			REBOUNDS							MIN			
		FG-FGA	FG-FGA	FT-FTA	OP	DE	TOT	PF	TP	A	TO		BLK	S	
00	PENA, Antonio	f	0-1	0-0	0-0	0	4	4	3	0	1	1	0	0 15	
33	CUNNINGHAM, Dante	f	6-11	0-0	4-4	4	4	8	5	16	1	1	1	2 35	
01	REYNOLDS, Scottie	g	6-15	3-8	0-0	0	1	1	5	15	1	4	0	2 35	
15	REDDING, Reggie	g	0-4	0-2	4-4	2	1	3	4	4	2	3	0	2 24	
24	STOKES, Corey	g	3-8	2-5	2-2	0	1	1	2	10	2	2	2	0 24	
10	FISHER, Corey	g	6-14	1-3	8-11	3	2	5	3	21	1	3	0	2 33	
20	CLARK, Shane	g	1-1	0-0	0-0	0	3	3	2	2	1	1	0	1 20	
22	ANDERSON, Dwayne	g	2-4	0-2	0-0	2	3	5	4	4	2	0	0	0 22	
TEAM						2 1		3		5 4		4 2		0 0 22	
Totals		24-58		6-20		18-21		11 19		30 28		72 11		16 3 9 200	

TOTAL FG% 1st Half: 11-31 35.5% 2nd Half: 13-27 48.1% Game: 41.4% DEADB
 3-Pt. FG% 1st Half: 4-13 30.8% 2nd Half: 2-7 28.6% Game: 30.0% REBS
 F Throw % 1st Half: 6-6 100% 2nd Half: 12-15 80.0% Game: 85.7% 2,1

HOME TEAM: Marquette 12-2, 1-0 BE

##	Player Name	TOT-FG 3-PT			REBOUNDS							MIN			
		FG-FGA	FG-FGA	FT-FTA	OP	DE	TOT	PF	TP	A	TO		BLK	S	
12	BURKE, Dwight	f	1-1	0-0	0-0	1	1	2	5	2	0	1	0	0 15	
32	HAYWARD, Lazar	f	4-8	1-3	6-7	0	5	5	2	15	2	0	2	2 35	
01	JAMES, Dominic	g	6-16	4-10	1-4	1	5	6	1	17	3	5	0	1 35	
22	MCNEAL, Jerel	g	7-14	4-8	6-8	0	4	4	2	24	7	2	0	0 37	
23	MATTHEWS, Wesley	g	5-6	1-2	8-10	0	3	3	2	19	1	3	1	1 36	
02	ACKER, Maurice	g	0-1	0-1	0-0	1	0	1	0	0	1	2	0	0 5	
04	HAZEL, Patrick	g	0-0	0-0	2-2	1	2	3	4	2	0	1	0	0 21	
10	CUTILLAN, David	g	0-0	0-0	0-0	0	0	0	0	0	0	0	0	0 1	
33	BUTLER, Jimmy	g	0-4	0-0	0-0	5	2	7	2	0	1	1	0	0 15	
TEAM						1 1		2		18 19		15 19		1 4 200	
Totals		23-50		10-24		23-31		10 22		32 18		79 15		19 1 4 200	

TOTAL FG% 1st Half: 12-27 44.4% 2nd Half: 11-23 47.8% Game: 46.0% DEADB
 3-Pt. FG% 1st Half: 5-13 38.5% 2nd Half: 5-11 45.5% Game: 41.7% REBS
 F Throw % 1st Half: 7-13 53.8% 2nd Half: 16-18 88.9% Game: 74.2% 5,2

Officials: Ed Corbett, Tim Higgins, Curtis Shaw
 Technical fouls: Villanova-None. Marquette-None.
 Attendance: 16446
 Score by Periods 1st 2nd Total
 Villanova..... 32 40 - 72
 Marquette..... 36 43 - 79
 BIG EAST opener for both schools.

No. 18 Villanova 89, Seton Hall 85 (ot) January 6, 2009 ~ Prudential Center ~ Newark, N.J.

VISITORS: Villanova 13-2, 1-1

##	Player Name	TOT-FG 3-PT			REBOUNDS							MIN			
		FG-FGA	FG-FGA	FT-FTA	OP	DE	TOT	PF	TP	A	TO		BLK	S	
00	PENA, Antonio	f	3-6	0-0	1-4	2	6	8	1	7	4	0	0	0 29	
22	ANDERSON, Dwayne	f	4-9	1-3	0-0	7	8	15	4	9	1	2	2	0 36	
33	CUNNINGHAM, Dante	f	7-20	0-0	7-9	6	7	13	1	21	1	3	1	1 45	
01	REYNOLDS, Scottie	g	10-17	5-8	15-16	1	3	4	1	40	3	4	0	2 43	
10	FISHER, Corey	g	0-5	0-2	0-0	0	0	0	2	0	2	2	0	0 16	
15	REDDING, Reggie	g	4-10	1-3	1-1	2	1	3	3	10	3	1	1	1 28	
20	CLARK, Shane	g	1-2	0-1	0-0	2	1	3	2	2	2	0	0	0 21	
24	STOKES, Corey	g	0-2	0-1	0-0	0	1	1	1	0	0	0	0	0 7	
TEAM						2 2				15 16		12 4		4 4 225	
Totals		29-71		7-18		24-30		20 29		49 15		89 16		12 4 4 225	

TOTAL FG% 1st Half: 12-31 38.7% 2nd Half: 15-35 42.9% OT: 2-5 40.0% Game: 40.8% DEADB
 3-Pt. FG% 1st Half: 3-9 33.3% 2nd Half: 3-7 42.9% OT: 1-2 50.0% Game: 38.9% REBS
 F Throw % 1st Half: 8-14 57.1% 2nd Half: 8-8 100% OT: 8-8 100% Game: 80.0% 2,2

HOME TEAM: Seton Hall 9-6, 0-3

##	Player Name	TOT-FG 3-PT			REBOUNDS							MIN			
		FG-FGA	FG-FGA	FT-FTA	OP	DE	TOT	PF	TP	A	TO		BLK	S	
23	MITCHELL, Robert	f	5-13	1-2	2-2	4	5	9	4	13	0	1	0	0 36	
31	GARCIA, John	c	3-7	0-0	0-0	4	8	12	4	6	0	4	1	1 36	
20	HARVEY, Eugene	g	6-16	0-3	7-7	1	0	1	4	19	9	1	1	1 42	
21	HAZELL, Jeremy	g	9-24	6-14	2-2	2	2	4	0	26	0	0	0	0 45	
22	GAUSE, Paul	g	4-12	0-5	2-2	3	1	4	4	10	3	0	0	4 30	
10	THEODORE, Jordan	g	4-7	1-3	0-1	0	0	0	4	9	1	2	0	1 18	
13	DAVIS, Mike	g	1-2	0-0	0-0	1	1	2	1	2	0	1	0	0 11	
25	CAJUSTE, Matt	g	0-0	0-0	0-0	0	4	4	2	0	0	0	0	1 7	
TEAM						3 4 7				23 23		85 13		9 2 8 225	
Totals		32-81		8-27		13-14		18 25		43 23		85 13		9 2 8 225	

TOTAL FG% 1st Half: 14-41 34.1% 2nd Half: 16-32 50.0% OT: 2-8 25.0% Game: 39.5% DEADB
 3-Pt. FG% 1st Half: 5-16 31.3% 2nd Half: 2-7 28.6% OT: 1-4 25.0% Game: 29.6% REBS
 F Throw % 1st Half: 4-5 80.0% 2nd Half: 5-5 100% OT: 4-4 100% Game: 92.9% 1,1

Officials: Jim Burr, John Gaffney, Michael Stephens
 Technical fouls: Villanova-None. Seton Hall-None.
 Attendance: 8649
 Score by Periods 1st 2nd OT Total
 Villanova..... 35 41 13 - 89
 Seton Hall..... 37 39 9 - 85

No. 23 Louisville 61, No. 18 Villanova 60 January 10, 2009 ~ Wachovia Center ~ Philadelphia, Pa.

VISITORS: Louisville (11-3, 2-0 BE)

##	Player Name	TOT-FG 3-PT			REBOUNDS							MIN			
		FG-FGA	FG-FGA	FT-FTA	OP	DE	TOT	PF	TP	A	TO		BLK	S	
01	WILLIAMS, Terrence	f	3-10	0-5	4-5	3	11	14	3	10	6	2	0	2 35	
24	SAMUELS, Samardo	f	6-8	0-0	3-6	1	3	4	5	15	0	5	1	0 27	
05	CLARK, Earl	g	7-14	1-1	1-2	2	9	11	3	16	3	3	0	1 33	
10	SOSA, Edgar	g	3-9	1-6	0-0	0	1	1	1	7	2	1	0	1 26	
34	SMITH, Jerry	g	1-6	0-5	0-0	1	0	1	2	2	1	0	0	1 29	
02	KNOWLES, Preston	g	0-3	0-3	0-0	0	0	0	3	0	1	0	0	2 11	
12	DELK, Reginald	g	1-3	0-1	0-0	0	0	0	0	2	0	1	0	0 5	
21	SWOPSHIRE, Jared	g	0-1	0-1	0-0	0	1	1	1	0	0	0	0	0 8	
23	JENNINGS, Terrence	g	1-2	0-0	2-4	2	1	3	3	4	0	1	4	0 12	
33	McGEE, Andre	g	2-6	1-3	0-0	0	0	0	2	5	2	1	0	0 14	
TEAM						4 1 5				23 27		40 23		61 15 14 5 7 200	
Totals		24-62		3-25		10-17		13 27		40 23		61 15			



2008-09 MEN'S BASKETBALL GAME NOTES

No. 23 Villanova 76, St. John's 57 January 18, 2009 ~ The Pavilion ~ Villanova, Pa.

VISITORS: St. John's (10-7, 1-4 BE)

##	Player Name	TOT-FG 3-PT			REBOUNDS			TP	A	TO	BLK	S	MIN	
		FG-FGA	FG-FGA	FT-FTA	OF	DE	TOT							PF
01	KENNEDY, D.J.	5-12	2-3	6-8	1	7	8	2	18	3	3	0	40	
05	EVANS, Sean	1-5	0-0	0-0	1	2	5	2	1	4	0	3	26	
24	BURRELL, Justin	4-6	0-2	5-5	3	4	7	3	13	2	2	3	36	
20	ROBERTS, Quincy	4-8	2-4	4-4	0	0	2	14	2	3	0	3	33	
13	HORNE, Paris	2-10	2-7	1-2	0	1	2	7	3	2	0	0	40	
11	JASTILIONIS, Tomas	0-0	0-0	0-0	0	1	1	0	0	1	0	0	4	
12	EDMONDSON, Tyshwan	1-1	0-0	1-2	0	0	0	3	0	1	0	1	9	
15	COCKER, Dele	0-2	0-0	0-1	1	2	3	5	0	2	1	0	13	
TEAM					1	3	4							
Totals		17-44	6-16	17-22	7	19	26	19	57	11	19	3	9	200

TOTAL FG% 1st Half: 9-22 40.9% 2nd Half: 8-22 36.4% Game: 38.6% DEADB
 3-Pt. FG% 1st Half: 4-10 40.0% 2nd Half: 2-6 33.3% Game: 37.5% REBS
 F Throw % 1st Half: 5-6 83.3% 2nd Half: 12-16 75.0% Game: 77.3% 4

HOME TEAM: Villanova (14-3, 2-2 BE)

##	Player Name	TOT-FG 3-PT			REBOUNDS			TP	A	TO	BLK	S	MIN	
		FG-FGA	FG-FGA	FT-FTA	OF	DE	TOT							PF
00	PENA, Antonio	5-9	0-0	3-4	3	6	9	2	13	2	4	1	27	
22	ANDERSON, Dwayne	5-9	1-3	3-3	1	3	4	3	14	2	3	1	29	
33	CUNNINGHAM, Dante	7-10	0-0	3-5	1	0	1	17	2	2	2	1	31	
01	REYNOLDS, Scottie	4-6	1-3	0-1	0	3	3	4	9	5	1	0	20	
10	FISHER, Corey	5-7	0-0	2-4	0	1	1	5	12	2	2	0	28	
40	COLENDRA, Jason	0-0	0-0	0-0	0	0	0	0	0	0	0	0	1	
15	REDDING, Reggie	2-4	1-2	0-1	2	3	5	3	5	3	2	0	4	31
23	WOOTEN, Russell	0-0	0-0	0-0	0	0	0	0	0	0	0	0	1	
24	STOKES, Corey	2-6	2-4	0-0	0	3	3	2	6	2	1	0	0	28
42	TCHUISI, Frank	0-0	0-0	0-0	0	0	0	1	0	0	0	1	0	4
TEAM					1	2	3	1						
Totals		30-51	5-12	11-18	8	21	29	22	76	18	16	5	10	200

TOTAL FG% 1st Half: 17-30 56.7% 2nd Half: 13-21 61.9% Game: 58.8% DEADB
 3-Pt. FG% 1st Half: 4-8 50.0% 2nd Half: 1-4 25.0% Game: 41.7% REBS
 F Throw % 1st Half: 6-8 75.0% 2nd Half: 5-10 50.0% Game: 61.1% 1

Officials: Mike Kitts, Joe Lindsay, James Breeding
 Technical fouls: St. John's-None. Villanova-TEAM.
 Attendance: 6500
 Score by Periods: 1st 2nd Total
 St. John's..... 27 30 - 57
 Villanova..... 44 32 - 76

No. 3 Connecticut 89, No. 20 Villanova 83 January 21, 2009 ~ Hartford Civic Center ~ Hartford, Conn.

VISITORS: Villanova (14-4, 2-3)

##	Player Name	TOT-FG 3-PT			REBOUNDS			TP	A	TO	BLK	S	MIN	
		FG-FGA	FG-FGA	FT-FTA	OF	DE	TOT							PF
00	PENA, Antonio	5-11	0-0	2-2	3	5	8	2	12	0	1	1	31	
22	ANDERSON, Dwayne	5-9	1-3	4-4	3	5	8	3	15	3	1	0	3	31
33	CUNNINGHAM, Dante	2-5	0-0	2-2	2	1	3	5	6	0	0	3	2	14
01	REYNOLDS, Scottie	4-11	1-5	5-6	2	0	2	3	14	5	3	0	0	32
15	REDDING, Reggie	5-10	1-2	1-3	2	2	4	4	12	1	2	1	2	22
10	FISHER, Corey	4-10	1-2	0-0	0	2	2	4	9	3	4	0	1	22
20	CLARK, Shane	0-1	0-0	1-2	0	1	1	3	1	1	1	1	1	18
24	STOKES, Corey	3-6	3-6	3-3	0	2	2	2	12	0	0	0	2	5
42	TCHUISI, Frank	1-1	0-0	0-0	0	1	1	0	2	0	0	0	0	5
TEAM					1	1	1							
Totals		29-64	7-18	18-22	13	19	32	26	83	13	14	6	10	200

TOTAL FG% 1st Half: 18-32 56.3% 2nd Half: 11-32 34.4% Game: 45.3% DEADB
 3-Pt. FG% 1st Half: 5-10 50.0% 2nd Half: 2-8 25.0% Game: 38.9% REBS
 F Throw % 1st Half: 7-8 87.5% 2nd Half: 11-14 78.6% Game: 81.8% 3

HOME TEAM: Connecticut (17-1, 6-1)

##	Player Name	TOT-FG 3-PT			REBOUNDS			TP	A	TO	BLK	S	MIN	
		FG-FGA	FG-FGA	FT-FTA	OF	DE	TOT							PF
04	ADRIEN, Jeff	3-10	0-0	6-6	4	10	14	4	12	0	1	1	0	36
21	ROBINSON, Stanley	1-3	0-1	0-0	0	2	2	1	2	2	3	2	1	28
34	THABETT, Hasheem	3-4	0-0	4-5	2	1	3	4	10	0	3	1	17	
11	DYSON, Jerome	6-11	0-1	7-10	1	3	4	4	19	1	2	0	3	30
12	PRICE, A.J.	10-13	4-6	5-6	2	3	5	2	29	5	6	0	0	34
15	WALKER, Kemba	1-4	0-1	4-6	1	0	1	0	6	2	1	0	0	16
24	AUSTRIE, Craig	2-10	0-3	3-4	1	1	2	1	7	2	0	0	0	27
33	EDWARDS, Gavin	1-2	0-0	2-2	0	1	1	1	4	0	1	2	2	12
TEAM					3	2	5							
Totals		27-57	4-12	31-39	14	23	37	17	89	12	14	8	7	200

TOTAL FG% 1st Half: 16-33 48.5% 2nd Half: 11-24 45.8% Game: 47.4% DEADB
 3-Pt. FG% 1st Half: 3-11 27.3% 2nd Half: 1-1 100% Game: 33.3% REBS
 F Throw % 1st Half: 13-15 86.7% 2nd Half: 18-24 75.0% Game: 79.5% 5

Officials: Jim Burr, Pat Driscoll, Jim Hanev
 Technical fouls: Villanova-None. #3 Connecticut-None.
 Attendance: 15385
 Score by Periods: 1st 2nd Total
 Villanova..... 48 35 - 83
 #3 Connecticut..... 48 41 - 89

No. 20 Villanova 70, USF 61 January 24, 2009 ~ Sun Dome ~ Tampa, Fla.

VISITORS: Villanova 15-4, 3-3

##	Player Name	TOT-FG 3-PT			REBOUNDS			TP	A	TO	BLK	S	MIN	
		FG-FGA	FG-FGA	FT-FTA	OF	DE	TOT							PF
00	PENA, Antonio	2-7	0-0	2-4	0	1	1	4	6	1	1	0	0	23
22	ANDERSON, Dwayne	2-5	1-3	2-3	4	7	11	2	7	3	1	0	0	37
33	CUNNINGHAM, Dante	6-12	0-0	2-3	1	7	8	4	14	1	2	2	1	39
01	REYNOLDS, Scottie	1-5	1-5	4-6	0	2	2	2	7	7	4	1	1	30
15	REDDING, Reggie	5-9	0-1	1-4	1	5	6	5	11	1	2	1	0	33
10	FISHER, Corey	3-6	0-2	4-6	1	1	2	3	10	0	4	0	1	19
20	CLARK, Shane	1-2	1-1	2-4	3	5	8	2	5	1	1	0	1	20
24	STOKES, Corey	2-4	2-4	4-4	2	1	3	1	10	1	1	0	2	19
42	TCHUISI, Frank	0-0	0-0	0-0	0	0	0	0	0	0	0	0	0	0
TEAM					2	1	3							
Totals		22-50	5-16	21-34	14	30	44	23	70	15	16	5	6	200

TOTAL FG% 1st Half: 12-27 44.4% 2nd Half: 10-23 43.5% Game: 44.0% DEADB
 3-Pt. FG% 1st Half: 3-11 27.3% 2nd Half: 2-5 40.0% Game: 31.3% REBS
 F Throw % 1st Half: 5-9 55.6% 2nd Half: 16-25 64.0% Game: 61.8% 4

HOME TEAM: USF 7-12, 2-5

##	Player Name	TOT-FG 3-PT			REBOUNDS			TP	A	TO	BLK	S	MIN	
		FG-FGA	FG-FGA	FT-FTA	OF	DE	TOT							PF
24	GILCHRIST, Augustus	6-14	2-3	4-9	1	6	7	2	18	0	1	1	0	30
32	WILLIAMS, Aris	1-2	0-0	1-2	0	2	2	3	3	0	0	0	0	24
03	HOWARD, Chris	6-14	3-5	0-0	1	1	2	3	15	4	5	0	0	35
20	JONES, Dominique	3-9	0-3	5-7	0	2	2	5	11	3	3	0	4	32
23	VERDEJO, Jesus	3-15	2-11	5-7	2	3	5	3	13	3	0	0	0	36
01	ESPINOSA, Eladio	0-0	0-0	0-2	2	3	5	3	0	0	1	0	0	17
04	BELARDO, Gaby	0-0	0-0	0-0	0	0	0	1	0	0	0	0	0	1
05	DANIELS, B.J.	0-0	0-0	0-0	0	0	0	0	0	0	0	0	0	0
10	LEMEMOW, Justin	0-0	0-0	1-2	0	1	1	2	1	3	1	0	0	17
11	RIVAS, Alex	0-0	0-0	0-0	0	2	2	3	0	0	0	0	0	8
TEAM					5	3	8							
Totals		19-54	7-22	16-29	11	23	34	25	61	13	12	1	4	200

TOTAL FG% 1st Half: 10-22 45.5% 2nd Half: 9-32 28.1% Game: 35.2% DEADB
 3-Pt. FG% 1st Half: 4-10 40.0% 2nd Half: 3-12 25.0% Game: 31.8% REBS
 F Throw % 1st Half: 8-13 61.5% 2nd Half: 8-16 50.0% Game: 55.2% 7

Officials: Ed Corbett, Brian O'Connell, Mike Stuart
 Technical fouls: Villanova-None. USF-None.
 Attendance: 4245
 Score by Periods: 1st 2nd Total
 Villanova..... 32 38 - 70
 USF..... 32 29 - 61

No. 21 Villanova 67, No. 3 Pittsburgh 57 January 28, 2009 ~ Wachovia Spectrum ~ Philadelphia, Pa.

VISITORS: #3 Pittsburgh (18-2, 6-2 BE)

##	Player Name	TOT-FG 3-PT			REBOUNDS			TP	A	TO	BLK	S	MIN	
		FG-FGA	FG-FGA	FT-FTA	OF	DE	TOT							PF
05	BIGGS, Tyrell	0-3	0-2	0-2	0	3	3	0	3	0	0	2	0	15
23	YOUNG, Sam	6-15	0-3	2-3	1	8	9	1	14	2	4	1	1	33
45	BLAIR, DeJuan	2-3	0-0	3-4	3	5	8	4	7	1	0	1	0	23
02	FIELDS, Levance	4-11	1-5	2-4	0	1	1	3	11	4	3	1	1	33
03	DIXON, Jermaine	1-7	0-3	2-3	1	3	4	0	4	1	1	1	6	31
11	BROWN, Gilbert	2-4	1-1	1-1	2	1	3	3	6	0	2	1	0	23
12	GIBBS, Ashton	1-1	0-0	0-0	0	0	0	1	2	2	1	0	0	7
22	WANAMAKER, Brad	6-7	1-2	0-0	0	1	1	5	13	1	3	0	0	19
35	ROBINSON, Nasir	0-3	0-0	0-0	1	1	2	2	0	1	1	0	0	12
52	MCGHEE, Gary	0-0	0-0	0-0	1	0	1	0	2	0	0	0	1	4
TEAM					4	2	6							
Totals		22-54	3-16	10-17	13	25	38	24	57	15	17	6	10	200

TOTAL FG% 1st Half: 13-30 43.3% 2nd Half: 9-24 37.5% Game: 40.7% DEADB
 3-Pt. FG% 1st Half: 3-6 50.0% 2nd Half: 0-10 0.0% Game: 18.8% REBS
 F Throw % 1st Half: 2-3 66.7% 2nd Half: 8-14 57.1% Game: 58.8% 2

HOME TEAM: Villanova (16-4, 4-3 BE)

##	Player Name	TOT-FG 3-PT			REBOUNDS			TP	A	TO	BLK	S	MIN	
		FG-FGA	FG-FGA	FT-FTA	OF	DE	TOT							PF
00	PENA, Antonio	1-3	0-0	0-0	0	1	1	1	2	2	1	0	0	14
33	CUNNINGHAM, Dante	6-10	0-0	3-6	1	4	5	0	15	2	0	2	1	34
01	REYNOLDS, Scottie	3-11	2-6	2-2	0	0	0	4	10	3	1	0	1	24
15	REDDING, Reggie	4-6	0-0	10-10	1	6	7	3	18</					

THE STAT CREW SYSTEM
Villanova Individual Game-by-Game (as of Jan 28, 2009)
All games

#00 PENA, Antonio

Opponent	Date	gs	min	Total		3-Pointers		Free throws		Rebounds				pf	a	t/o	blk	stl	pts	avg	
				fg-fga	pct	3fg-fga	pct	ft-fta	pct	off	def	tot	avg								
ALBANY	11/14/08	*	28	5-7	.714	0-0	.000	2-4	.500	2	3	5	5.0	0	0	2	2	1	0	12	
FORDHAM	11/17/08	*	24	4-5	.800	0-0	.000	2-2	1.000	3	3	6	5.5	3	0	3	2	1	0	10	
NIAGARA	11/19/08	*	21	2-2	1.000	0-0	.000	4-6	.667	2	5	7	6.0	5	1	0	2	0	1	8	
MONMOUTH	11/25/08	*	26	2-3	.667	0-0	.000	0-0	.000	2	4	6	6.0	5	1	2	1	1	1	4	
vs Towson	11/28/08	*	28	4-5	.800	0-0	.000	4-4	1.000	3	4	7	6.2	2	0	2	0	1	1	12	
vs Rhode Island	11/29/08	*	27	3-9	.333	0-1	.000	4-4	1.000	4	2	6	6.2	4	0	1	0	1	0	10	
at Penn	12/02/08	*	24	2-6	.333	0-0	.000	4-6	.667	2	2	4	5.9	5	1	2	3	0	0	8	
HOUSTON BAPTIST	12/04/08	*	28	4-6	.667	0-0	.000	2-2	1.000	2	2	4	5.6	2	0	0	0	0	2	10	
vs Texas	12/9/08	*	9	0-0	.000	0-0	.000	0-2	.000	0	0	0	5.0	1	0	0	2	0	0	0	
SAINT JOSEPH'S	12/11/08	*	30	2-3	.667	0-0	.000	0-0	.000	1	7	8	5.3	3	0	1	1	0	0	4	
at La Salle	12/14/08	*	34	1-6	.167	0-0	.000	3-4	.750	2	4	6	5.4	3	0	6	0	1	0	5	
NAVY	12/22/08	*	25	1-3	.333	0-0	.000	5-6	.833	4	8	12	5.9	3	0	4	3	3	0	7	
TEMPLE	12/29/08	*	20	1-1	1.000	0-0	.000	1-2	.500	3	6	9	6.2	0	0	0	4	1	0	3	
at Marquette	01/01/09	*	7	0-1	.000	0-0	.000	0-0	.000	0	4	4	6.0	3	0	1	1	0	0	0	
at Seton Hall	01/06/09	*	29	3-6	.500	0-0	.000	1-4	.250	2	6	8	6.1	1	0	4	0	0	0	7	
#23 LOUISVILLE	01/10/09	*	34	4-8	.500	0-0	.000	6-14	.429	3	5	8	6.3	1	0	1	4	1	1	14	
ST. JOHN'S	01/18/09	*	27	5-9	.556	0-0	.000	3-4	.750	3	6	9	6.4	2	0	2	4	1	1	13	
at #3 Connecticut	01/21/09	*	31	5-11	.455	0-0	.000	2-2	1.000	3	5	8	6.5	2	0	0	1	1	1	12	
at USF	01/24/09	*	23	2-7	.286	0-0	.000	2-4	.500	0	1	1	6.2	4	0	1	1	0	0	6	
#3 PITTSBURGH	01/28/09	*	14	1-3	.333	0-0	.000	0-0	.000	0	1	1	6.0	1	0	2	1	0	0	2	
Totals			20	489	51-101	.505	0-1	.000	45-70	.643	41	78	119	6.0	50	3	34	32	13	8	147

Games played: 20
Minutes/game: 24.5
Points/game: 7.4
FG Pct: 50.5
3FG Pct: 0.0
FT Pct: 64.3

Rebounds/game: 6.0
Assists/game: 1.7
Turnovers/game: 1.6
Assist/turnover ratio: 1.1
Steals/game: 0.4
Blocks/game: 0.7

THE STAT CREW SYSTEM
Villanova Individual Game-by-Game (as of Jan 28, 2009)
All games

#01 REYNOLDS, Scottie

Opponent	Date	gs	min	Total		3-Pointers		Free throws		Rebounds				pf	a	t/o	blk	stl	pts	avg	
				fg-fga	pct	3fg-fga	pct	ft-fta	pct	off	def	tot	avg								
ALBANY	11/14/08	*	30	4-11	.364	2-6	.333	3-3	1.000	0	1	1	1.0	3	0	6	1	0	2	13	
FORDHAM	11/17/08	*	22	3-9	.333	1-4	.250	4-4	1.000	1	3	4	2.5	3	0	7	1	0	2	11	
NIAGARA	11/19/08	*	36	4-14	.286	2-5	.400	9-10	.900	0	4	4	3.0	1	0	2	5	0	4	19	
MONMOUTH	11/25/08	*	28	1-6	.167	0-3	.000	7-8	.875	0	6	6	3.8	2	0	4	1	0	3	9	
vs Towson	11/28/08	*	31	5-9	.556	3-7	.429	1-2	.500	2	4	6	4.2	1	0	6	4	1	1	14	
vs Rhode Island	11/29/08	*	30	3-9	.333	1-4	.250	6-8	.750	0	1	1	3.7	3	0	3	2	0	1	13	
at Penn	12/02/08	*	35	3-9	.333	2-6	.333	2-2	1.000	1	2	3	3.6	0	0	4	3	0	0	10	
HOUSTON BAPTIST	12/04/08	*	30	8-13	.615	4-7	.571	3-3	1.000	0	1	1	3.3	2	0	6	1	1	2	23	
vs Texas	12/9/08	*	38	2-7	.286	0-2	.000	6-7	.857	2	3	5	3.4	5	1	5	4	0	2	10	
SAINT JOSEPH'S	12/11/08	*	36	5-15	.333	3-7	.429	5-5	1.000	0	4	4	3.5	2	0	6	2	0	2	18	
at La Salle	12/14/08	*	30	5-12	.417	3-5	.600	0-2	.000	0	0	0	3.2	1	0	2	2	0	0	13	
NAVY	12/22/08	*	35	7-16	.438	4-9	.444	5-7	.714	0	1	1	3.0	1	0	3	1	0	1	23	
TEMPLE	12/29/08	*	31	2-9	.222	2-6	.333	2-2	1.000	0	3	3	3.0	1	0	3	1	0	1	8	
at Marquette	01/01/09	*	35	6-15	.400	3-8	.375	0-0	.000	0	1	1	2.9	5	1	1	4	0	2	15	
at Seton Hall	01/06/09	*	43	10-17	.588	5-8	.625	15-16	.938	1	3	4	2.9	1	0	3	4	0	2	40	
#23 LOUISVILLE	01/10/09	*	33	3-6	.500	0-2	.000	5-5	1.000	0	4	4	3.0	3	0	2	4	0	1	11	
ST. JOHN'S	01/18/09	*	20	4-6	.667	1-3	.333	0-1	.000	0	3	3	3.0	4	0	5	1	0	0	9	
at #3 Connecticut	01/21/09	*	32	4-11	.364	1-5	.200	5-6	.833	2	0	2	2.9	3	0	5	3	0	0	14	
at USF	01/24/09	*	30	1-5	.200	1-5	.200	4-6	.667	0	2	2	2.9	2	0	7	4	1	1	7	
#3 PITTSBURGH	01/28/09	*	24	3-11	.273	2-6	.333	2-2	1.000	0	0	0	2.8	4	0	3	1	0	1	10	
Totals			20	629	83-210	.395	40-108	.370	84-99	.848	9	46	55	2.8	47	2	83	49	3	28	290

Games played: 20
Minutes/game: 31.5
Points/game: 14.5
FG Pct: 39.5
3FG Pct: 37.0
FT Pct: 84.8

Rebounds/game: 2.8
Assists/game: 4.2
Turnovers/game: 2.5
Assist/turnover ratio: 1.7
Steals/game: 1.4
Blocks/game: 0.2

THE STAT CREW SYSTEM
 Villanova Individual Game-by-Game (as of Jan 28, 2009)
 All games

#04 COLEND A, Jason

Opponent	Date	gs	min	Total		3-Pointers		Free throws		Rebounds				pf	a	t/o	blk	stl	pts	avg
				fg-fga	pct	3fg-fga	pct	ft-fta	pct	off	def	tot	avg							
ALBANY	11/14/08		1	0-0	.000	0-0	.000	0-0	.000	0	0	0	0.0	0	0	0	1	0	0	0
FORDHAM	11/17/08		6	0-0	.000	0-0	.000	0-0	.000	0	1	1	0.5	0	0	1	0	0	0	0
NIAGARA	11/19/08		1	0-0	.000	0-0	.000	0-0	.000	0	0	0	0.3	0	0	0	0	0	0	0
MONMOUTH	11/25/08		3	0-1	.000	0-0	.000	0-0	.000	0	0	0	0.3	0	0	0	0	0	0	0
vs Towson	11/28/08		1	0-0	.000	0-0	.000	0-0	.000	0	0	0	0.2	0	0	0	0	0	0	0
vs Rhode Island	11/29/08		1	0-0	.000	0-0	.000	0-0	.000	0	0	0	0.2	0	0	0	0	0	0	0
at Penn	12/02/08		2	0-0	.000	0-0	.000	0-0	.000	0	0	0	0.1	0	0	0	0	0	0	0
HOUSTON BAPTIST	12/04/08		3	0-0	.000	0-0	.000	0-0	.000	0	2	2	0.4	0	0	0	0	0	0	0
vs Texas	12/9/08		1	0-0	.000	0-0	.000	0-0	.000	0	0	0	0.3	0	0	0	0	0	0	0
at La Salle	12/14/08		1	0-0	.000	0-0	.000	0-0	.000	0	0	0	0.3	0	0	0	0	0	0	0
ST. JOHN'S	01/18/09		1	0-0	.000	0-0	.000	0-0	.000	0	0	0	0.3	0	0	0	0	0	0	0
Totals		0	21	0-1	.000	0-0	.000	0-0	.000	0	3	3	0.3	0	0	1	1	0	0	0

Games played: 11
 Minutes/game: 1.9
 FG Pct: 0.0

Rebounds/game: 0.3
 Assists/game: 0.1
 Turnovers/game: 0.1
 Assist/turnover ratio: 1.0

THE STAT CREW SYSTEM
Villanova Individual Game-by-Game (as of Jan 28, 2009)
All games

#10 FISHER, Corey

Opponent	Date	gs	min	Total		3-Pointers		Free throws		Rebounds				pf	a	t/o	blk	stl	pts	avg	
				fg-fga	pct	3fg-fga	pct	ft-fta	pct	off	def	tot	avg								
ALBANY	11/14/08	*	30	3-6	.500	0-2	.000	4-4	1.000	0	2	2	2.0	3	0	5	3	0	4	10	
FORDHAM	11/17/08	*	30	4-10	.400	2-4	.500	7-8	.875	0	2	2	2.0	3	0	4	1	0	2	17	
NIAGARA	11/19/08	*	36	4-12	.333	1-5	.200	6-10	.600	0	6	6	3.3	2	0	5	2	0	3	15	
MONMOUTH	11/25/08	*	22	2-8	.250	0-2	.000	0-0	.000	0	0	0	2.5	2	0	4	3	0	1	4	
vs Towson	11/28/08	*	28	4-8	.500	2-4	.500	1-3	.333	1	1	2	2.4	1	0	1	1	0	2	11	
vs Rhode Island	11/29/08	*	24	5-8	.625	0-1	.000	4-5	.800	0	0	0	2.0	3	0	1	2	0	1	14	
at Penn	12/02/08	*	28	3-9	.333	0-2	.000	1-2	.500	1	5	6	2.6	3	0	4	2	0	3	7	
HOUSTON BAPTIST	12/04/08	*	33	3-8	.375	0-3	.000	6-6	1.000	1	2	3	2.6	3	0	3	2	0	1	12	
vs Texas	12/9/08	*	17	0-5	.000	0-1	.000	0-0	.000	0	1	1	2.4	2	0	1	2	0	1	0	
SAINT JOSEPH'S	12/11/08		15	0-3	.000	0-0	.000	2-2	1.000	1	0	1	2.3	2	0	2	3	0	0	2	
at La Salle	12/14/08		26	4-9	.444	0-1	.000	0-0	.000	0	2	2	2.3	1	0	6	1	0	0	8	
NAVY	12/22/08		26	2-6	.333	0-1	.000	3-4	.750	1	0	1	2.2	0	0	3	1	0	0	7	
TEMPLE	12/29/08		28	7-8	.875	4-4	1.000	5-7	.714	1	3	4	2.3	3	0	3	1	0	2	23	
at Marquette	01/01/09		33	6-14	.429	1-3	.333	8-11	.727	3	2	5	2.5	3	0	1	3	0	2	21	
at Seton Hall	01/06/09	*	16	0-5	.000	0-2	.000	0-0	.000	0	0	0	2.3	2	0	2	2	0	0	0	
#23 LOUISVILLE	01/10/09	*	18	1-4	.250	1-1	1.000	4-4	1.000	0	2	2	2.3	2	0	3	1	0	0	7	
ST. JOHN'S	01/18/09	*	28	5-7	.714	0-0	.000	2-4	.500	0	1	1	2.2	5	1	2	2	0	1	12	
at #3 Connecticut	01/21/09		22	4-10	.400	1-2	.500	0-0	.000	0	2	2	2.2	4	0	3	4	0	1	9	
at USF	01/24/09		19	3-6	.500	0-2	.000	4-6	.667	1	1	2	2.2	3	0	0	4	0	1	10	
#3 PITTSBURGH	01/28/09		18	3-5	.600	1-2	.500	2-4	.500	1	1	2	2.2	2	0	1	4	0	1	9	
Totals			12	497	63-151	.417	13-42	.310	59-80	.738	11	33	44	2.2	49	1	54	44	0	26	198

Games played: 20
Minutes/game: 24.9
Points/game: 9.9
FG Pct: 41.7
3FG Pct: 31.0
FT Pct: 73.8

Rebounds/game: 2.2
Assists/game: 2.7
Turnovers/game: 2.2
Assist/turnover ratio: 1.2
Steals/game: 1.3

THE STAT CREW SYSTEM
Villanova Individual Game-by-Game (as of Jan 28, 2009)
All games

#15 REDDING, Reggie

Opponent	Date	gs	min	Total		3-Pointers		Free throws		Rebounds				pf	a	t/o	blk	stl	pts	avg
				fg-fga	pct	3fg-fga	pct	ft-fta	pct	off	def	tot	avg							
ALBANY	11/14/08		26	4-7	.571	1-3	.333	2-2	1.000	0	4	4	4.0	1	0	2	1	0	1	11
FORDHAM	11/17/08		23	4-5	.800	1-2	.500	0-0	.000	0	4	4	4.0	4	0	4	1	0	0	9
NIAGARA	11/19/08	*	34	5-10	.500	2-4	.500	2-2	1.000	1	3	4	4.0	1	0	3	2	0	0	14
MONMOUTH	11/25/08		30	2-5	.400	1-2	.500	0-0	.000	2	4	6	4.5	2	0	2	2	0	1	5
vs Towson	11/28/08		28	1-6	.167	0-2	.000	0-2	.000	3	3	6	4.8	2	0	3	5	0	0	2
vs Rhode Island	11/29/08		31	3-8	.375	1-4	.250	4-5	.800	7	5	12	6.0	3	0	3	1	0	1	11
at Penn	12/02/08		26	1-6	.167	0-1	.000	0-0	.000	2	4	6	6.0	3	0	2	0	1	1	2
HOUSTON BAPTIST	12/04/08		27	1-4	.250	1-3	.333	4-4	1.000	0	3	3	5.6	2	0	4	2	0	1	7
vs Texas	12/9/08		25	2-8	.250	1-3	.333	2-5	.400	1	2	3	5.3	4	0	4	4	0	1	7
SAINT JOSEPH'S	12/11/08		13	2-5	.400	0-1	.000	2-2	1.000	0	3	3	5.1	0	0	0	0	0	0	6
at La Salle	12/14/08		17	3-4	.750	1-1	1.000	0-0	.000	0	2	2	4.8	1	0	2	1	0	0	7
NAVY	12/22/08		26	0-4	.000	0-3	.000	0-0	.000	0	2	2	4.6	4	0	4	1	0	2	0
TEMPLE	12/29/08		28	1-5	.200	0-1	.000	2-2	1.000	1	5	6	4.7	3	0	2	0	0	0	4
at Marquette	01/01/09	*	24	0-4	.000	0-2	.000	4-4	1.000	2	1	3	4.6	4	0	2	3	0	2	4
at Seton Hall	01/06/09		28	4-10	.400	1-3	.333	1-1	1.000	2	1	3	4.5	3	0	3	1	1	1	10
#23 LOUISVILLE	01/10/09		24	0-3	.000	0-0	.000	0-1	.000	3	3	6	4.6	2	0	3	3	0	1	0
ST. JOHN'S	01/18/09		31	2-4	.500	1-2	.500	0-1	.000	2	3	5	4.6	3	0	3	2	0	4	5
at #3 Connecticut	01/21/09	*	22	5-10	.500	1-2	.500	1-3	.333	2	2	4	4.6	4	0	1	2	1	2	12
at USF	01/24/09	*	33	5-9	.556	0-1	.000	1-4	.250	1	5	6	4.6	5	1	1	2	1	0	11
#3 PITTSBURGH	01/28/09	*	34	4-6	.667	0-0	.000	10-10	1.000	1	6	7	4.8	3	0	2	2	1	2	18
Totals		5	530	49-123	.398	12-40	.300	35-48	.729	30	65	95	4.8	54	1	50	35	5	20	145

Games played: 20
Minutes/game: 26.5
Points/game: 7.3
FG Pct: 39.8
3FG Pct: 30.0
FT Pct: 72.9

Rebounds/game: 4.8
Assists/game: 2.5
Turnovers/game: 1.8
Assist/turnover ratio: 1.4
Steals/game: 1.0
Blocks/game: 0.3

THE STAT CREW SYSTEM
Villanova Individual Game-by-Game (as of Jan 28, 2009)
All games

#20 CLARK, Shane

Opponent	Date	gs	min	Total		3-Pointers		Free throws		Rebounds				pf	a	t/o	blk	stl	pts	avg
				fg-fga	pct	3fg-fga	pct	ft-fta	pct	off	def	tot	avg							
FORDHAM	11/17/08		16	3-5	.600	0-1	.000	2-2	1.000	0	1	1	1.0	3	0	1	1	0	0	8
NIAGARA	11/19/08		14	1-2	.500	0-0	.000	0-0	.000	1	0	1	1.0	5	1	0	1	0	0	2
MONMOUTH	11/25/08		22	4-4	1.000	2-2	1.000	0-0	.000	2	0	2	1.3	2	0	1	1	0	1	10
vs Towson	11/28/08		15	1-3	.333	0-1	.000	0-2	.000	0	2	2	1.5	1	0	2	2	0	0	2
vs Rhode Island	11/29/08		25	4-8	.500	0-3	.000	0-0	.000	2	2	4	2.0	2	0	2	2	0	2	8
at Penn	12/02/08		15	1-4	.250	0-1	.000	3-3	1.000	3	1	4	2.3	2	0	0	2	0	0	5
HOUSTON BAPTIST	12/04/08		13	2-4	.500	1-3	.333	0-0	.000	1	2	3	2.4	0	0	1	1	0	0	5
vs Texas	12/9/08		22	1-3	.333	1-3	.333	0-0	.000	1	1	2	2.4	3	0	2	1	0	0	3
SAINT JOSEPH'S	12/11/08		15	1-4	.250	0-1	.000	0-2	.000	1	2	3	2.4	1	0	0	0	0	0	2
at La Salle	12/14/08		17	3-4	.750	0-0	.000	0-0	.000	0	7	7	2.9	3	0	0	0	1	1	6
NAVY	12/22/08		16	1-3	.333	0-1	.000	0-0	.000	2	2	4	3.0	4	0	1	1	0	0	2
TEMPLE	12/29/08		20	1-3	.333	1-1	1.000	4-4	1.000	1	1	2	2.9	3	0	1	1	0	1	7
at Marquette	01/01/09		20	1-1	1.000	0-0	.000	0-0	.000	0	3	3	2.9	2	0	1	1	0	1	2
at Seton Hall	01/06/09		21	1-2	.500	0-1	.000	0-0	.000	2	1	3	2.9	2	0	2	0	0	0	2
#23 LOUISVILLE	01/10/09		13	1-4	.250	0-1	.000	0-0	.000	2	3	5	3.1	2	0	0	0	1	1	2
at #3 Connecticut	01/21/09		18	0-1	.000	0-0	.000	1-2	.500	0	1	1	2.9	3	0	1	1	1	1	1
at USF	01/24/09		20	1-2	.500	1-1	1.000	2-4	.500	3	5	8	3.2	2	0	1	1	0	1	5
#3 PITTSBURGH	01/28/09		17	0-1	.000	0-0	.000	0-2	.000	4	3	7	3.4	3	0	0	0	0	0	0
Totals		0	319	27-58	.466	6-20	.300	12-21	.571	25	37	62	3.4	43	1	16	16	3	9	72

Games played: 18
Minutes/game: 17.7
Points/game: 4.0
FG Pct: 46.6
3FG Pct: 30.0
FT Pct: 57.1

Rebounds/game: 3.4
Assists/game: 0.9
Turnovers/game: 0.9
Assist/turnover ratio: 1.0
Steals/game: 0.5
Blocks/game: 0.2

THE STAT CREW SYSTEM
 Villanova Individual Game-by-Game (as of Jan 28, 2009)
 All games

#22 ANDERSON, Dwayne

Opponent	Date	gs	min	Total		3-Pointers		Free throws		Rebounds				pf	a	t/o	blk	stl	pts	avg	
				fg-fga	pct	3fg-fga	pct	ft-fta	pct	off	def	tot	avg								
at Penn	12/02/08		7	1-1	1.000	1-1	1.000	0-0	.000	0	1	1	1.0	0	0	0	1	0	0	3	
vs Texas	12/9/08		20	1-4	.250	0-1	.000	2-2	1.000	5	4	9	5.0	3	0	0	2	0	2	4	
SAINT JOSEPH'S	12/11/08	*	31	3-5	.600	1-3	.333	3-3	1.000	1	0	1	3.7	3	0	1	0	1	2	10	
at La Salle	12/14/08	*	21	1-4	.250	0-2	.000	0-0	.000	2	2	4	3.8	2	0	1	1	0	1	2	
NAVY	12/22/08	*	17	2-4	.500	0-2	.000	0-0	.000	3	1	4	3.8	3	0	1	1	1	2	4	
TEMPLE	12/29/08	*	13	1-2	.500	1-2	.500	0-0	.000	0	0	0	3.2	1	0	0	1	0	0	3	
at Marquette	01/01/09		22	2-4	.500	0-2	.000	0-0	.000	2	3	5	3.4	4	0	2	0	0	0	4	
at Seton Hall	01/06/09	*	36	4-9	.444	1-3	.333	0-0	.000	7	8	15	4.9	4	0	1	2	2	0	9	
#23 LOUISVILLE	01/10/09	*	21	0-3	.000	0-2	.000	0-1	.000	0	4	4	4.8	3	0	1	0	1	0	0	
ST. JOHN'S	01/18/09	*	29	5-9	.556	1-3	.333	3-3	1.000	1	3	4	4.7	3	0	2	3	1	3	14	
at #3 Connecticut	01/21/09	*	31	5-9	.556	1-3	.333	4-4	1.000	3	5	8	5.0	3	0	3	1	0	3	15	
at USF	01/24/09	*	37	2-5	.400	1-3	.333	2-3	.667	4	7	11	5.5	2	0	3	1	1	0	7	
#3 PITTSBURGH	01/28/09	*	35	2-7	.286	2-4	.500	1-2	.500	0	4	4	5.4	0	0	2	2	0	2	7	
Totals			10	320	29-66	.439	9-31	.290	15-18	.833	28	42	70	5.4	31	0	17	15	7	15	82

Games played: 13
 Minutes/game: 24.6
 Points/game: 6.3
 FG Pct: 43.9
 3FG Pct: 29.0
 FT Pct: 83.3

Rebounds/game: 5.4
 Assists/game: 1.3
 Turnovers/game: 1.2
 Assist/turnover ratio: 1.1
 Steals/game: 1.2
 Blocks/game: 0.5

THE STAT CREW SYSTEM
 Villanova Individual Game-by-Game (as of Jan 28, 2009)
 All games

#23 WOOTEN, Russell

Opponent	Date	gs	min	Total		3-Pointers		Free throws		Rebounds				pf	a	t/o	blk	stl	pts	avg
				fg-fga	pct	3fg-fga	pct	ft-fta	pct	off	def	tot	avg							
ALBANY	11/14/08		1	0-0	.000	0-0	.000	0-0	.000	1	0	1	1.0	1	0	0	0	0	0	0
FORDHAM	11/17/08		5	0-0	.000	0-0	.000	0-0	.000	1	0	1	1.0	1	0	0	0	0	0	0
NIAGARA	11/19/08		1	0-0	.000	0-0	.000	0-0	.000	0	0	0	0.7	0	0	0	0	0	0	0
MONMOUTH	11/25/08		3	0-0	.000	0-0	.000	0-0	.000	0	0	0	0.5	1	0	0	0	0	0	0
vs Towson	11/28/08		1	0-0	.000	0-0	.000	0-0	.000	0	0	0	0.4	0	0	0	0	0	0	0
at Penn	12/02/08		1	0-0	.000	0-0	.000	0-0	.000	0	0	0	0.3	0	0	0	0	0	0	0
HOUSTON BAPTIST	12/04/08		3	0-0	.000	0-0	.000	0-0	.000	0	0	0	0.3	0	0	0	0	0	0	0
ST. JOHN'S	01/18/09		1	0-0	.000	0-0	.000	0-0	.000	0	0	0	0.3	0	0	0	0	0	0	0
Totals		0	16	0-0	.000	0-0	.000	0-0	.000	2	0	2	0.3	3	0	0	0	0	0	0

Games played: 8
 Minutes/game: 2.0

Rebounds/game: 0.3

THE STAT CREW SYSTEM
Villanova Individual Game-by-Game (as of Jan 28, 2009)
All games

#24 STOKES, Corey

Opponent	Date	gs	min	Total		3-Pointers		Free throws		Rebounds				pf	a	t/o	blk	stl	pts	avg	
				fg-fga	pct	3fg-fga	pct	ft-fa	pct	off	def	tot	avg								
ALBANY	11/14/08	*	26	4-6	.667	3-4	.750	2-2	1.000	0	0	0	0.0	3	0	0	1	0	0	13	
FORDHAM	11/17/08	*	31	4-6	.667	3-3	1.000	6-6	1.000	1	7	8	4.0	2	0	2	1	0	1	17	
NIAGARA	11/19/08		27	2-4	.500	2-4	.500	2-4	.500	0	3	3	3.7	2	0	0	0	0	1	8	
MONMOUTH	11/25/08	*	28	6-13	.462	5-11	.455	1-2	.500	0	7	7	4.5	0	0	3	2	0	1	18	
vs Towson	11/28/08	*	30	3-12	.250	2-10	.200	0-0	.000	1	3	4	4.4	3	0	3	0	0	2	8	
vs Rhode Island	11/29/08	*	23	1-5	.200	0-2	.000	1-1	1.000	0	0	0	3.7	4	0	0	2	0	0	3	
at Penn	12/02/08	*	25	5-8	.625	4-6	.667	0-0	.000	2	3	5	3.9	1	0	1	1	1	1	14	
HOUSTON BAPTIST	12/04/08	*	27	7-11	.636	6-9	.667	2-2	1.000	0	3	3	3.8	2	0	1	2	0	0	22	
vs Texas	12/9/08	*	30	4-9	.444	2-7	.286	1-2	.500	1	2	3	3.7	3	0	0	2	0	2	11	
SAINT JOSEPH'S	12/11/08	*	21	1-3	.333	1-2	.500	0-0	.000	0	2	2	3.5	0	0	1	0	0	0	3	
at La Salle	12/14/08	*	29	6-10	.600	4-7	.571	2-2	1.000	0	3	3	3.5	3	0	1	0	0	1	18	
NAVY	12/22/08	*	20	3-12	.250	1-5	.200	4-5	.800	2	3	5	3.6	1	0	0	0	1	2	11	
TEMPLE	12/29/08	*	26	1-7	.143	0-3	.000	0-0	.000	0	4	4	3.6	2	0	0	1	0	1	2	
at Marquette	01/01/09	*	24	3-8	.375	2-5	.400	2-2	1.000	0	1	1	3.4	2	0	2	2	2	0	10	
at Seton Hall	01/06/09		7	0-2	.000	0-1	.000	0-0	.000	0	1	1	3.3	1	0	0	0	0	0	0	
#23 LOUISVILLE	01/10/09		21	2-6	.333	1-2	.500	0-0	.000	2	2	4	3.3	2	0	2	0	0	1	5	
ST. JOHN'S	01/18/09		28	2-6	.333	2-4	.500	0-0	.000	0	3	3	3.3	2	0	2	1	0	0	6	
at #3 Connecticut	01/21/09		25	3-6	.500	3-6	.500	3-3	1.000	0	2	2	3.2	2	0	0	2	0	0	12	
at USF	01/24/09		19	2-4	.500	2-4	.500	4-4	1.000	2	1	3	3.2	1	0	1	1	0	2	10	
#3 PITTSBURGH	01/28/09		24	2-4	.500	1-3	.333	1-2	.500	0	2	2	3.2	1	0	2	2	0	1	6	
Totals			13	491	61-142	.430	44-98	.449	31-37	.838	11	52	63	3.2	37	0	21	20	4	16	197

Games played: 20
Minutes/game: 24.6
Points/game: 9.9
FG Pct: 43.0
3FG Pct: 44.9
FT Pct: 83.8

Rebounds/game: 3.2
Assists/game: 1.1
Turnovers/game: 1.0
Assist/turnover ratio: 1.1
Steals/game: 0.8
Blocks/game: 0.2

THE STAT CREW SYSTEM
Villanova Individual Game-by-Game (as of Jan 28, 2009)
All games

#33 CUNNINGHAM, Dante

Opponent	Date	gs	min	Total		3-Pointers		Free throws		Rebounds				pf	a	t/o	blk	stl	pts	avg	
				fg-fga	pct	3fg-fga	pct	ft-fta	pct	off	def	tot	avg								
ALBANY	11/14/08	*	30	6-9	.667	0-0	.000	1-3	.333	3	3	6	6.0	2	0	3	2	0	1	13	
FORDHAM	11/17/08	*	29	11-17	.647	0-0	.000	9-12	.750	6	5	11	8.5	2	0	1	1	1	1	31	
NIAGARA	11/19/08	*	23	3-3	1.000	0-0	.000	5-6	.833	2	1	3	6.7	5	1	1	2	0	1	11	
MONMOUTH	11/25/08	*	30	9-17	.529	0-0	.000	1-1	1.000	6	1	7	6.8	1	0	0	1	0	1	19	
vs Towson	11/28/08	*	30	4-8	.500	0-0	.000	4-4	1.000	1	6	7	6.8	2	0	0	1	1	2	12	
vs Rhode Island	11/29/08	*	37	6-15	.400	0-0	.000	7-8	.875	2	10	12	7.7	2	0	1	0	3	1	19	
at Penn	12/02/08	*	33	8-15	.533	0-1	.000	4-4	1.000	4	7	11	8.1	1	0	2	2	3	1	20	
HOUSTON BAPTIST	12/04/08	*	30	6-9	.667	0-0	.000	1-3	.333	3	4	7	8.0	1	0	1	2	0	4	13	
vs Texas	12/9/08	*	38	9-14	.643	0-1	.000	5-7	.714	1	11	12	8.4	2	0	1	2	2	2	23	
SAINT JOSEPH'S	12/11/08	*	39	6-10	.600	0-0	.000	2-2	1.000	2	2	4	8.0	1	0	0	3	1	1	14	
at La Salle	12/14/08	*	24	4-8	.500	0-0	.000	1-4	.250	0	4	4	7.6	4	0	2	3	4	4	9	
NAVY	12/22/08	*	35	11-18	.611	0-0	.000	2-5	.400	3	7	10	7.8	3	0	0	1	0	2	24	
TEMPLE	12/29/08	*	34	6-15	.400	0-0	.000	0-0	.000	0	4	4	7.5	1	0	0	1	1	2	12	
at Marquette	01/01/09	*	35	6-11	.545	0-0	.000	4-4	1.000	4	4	8	7.6	5	1	1	1	1	2	16	
at Seton Hall	01/06/09	*	45	7-20	.350	0-0	.000	7-9	.778	6	7	13	7.9	1	0	1	3	1	1	21	
#23 LOUISVILLE	01/10/09	*	36	9-19	.474	0-0	.000	3-4	.750	0	5	5	7.8	3	0	0	2	1	2	21	
ST. JOHN'S	01/18/09	*	31	7-10	.700	0-0	.000	3-5	.600	1	0	1	7.4	1	0	2	2	2	1	17	
at #3 Connecticut	01/21/09	*	14	2-5	.400	0-0	.000	2-2	1.000	2	1	3	7.1	5	1	0	0	3	2	6	
at USF	01/24/09	*	19	6-12	.500	0-0	.000	2-3	.667	1	7	8	7.2	4	0	1	2	2	1	14	
#3 PITTSBURGH	01/28/09	*	34	6-10	.600	0-0	.000	3-6	.500	1	4	5	7.1	0	0	2	0	2	1	15	
Totals			20	626	132-245	.539	0-2	.000	66-92	.717	48	93	141	7.1	46	3	19	31	28	33	330

Games played: 20
Minutes/game: 31.3
Points/game: 16.5
FG Pct: 53.9
3FG Pct: 0.0
FT Pct: 71.7

Rebounds/game: 7.1
Assists/game: 1.0
Turnovers/game: 1.6
Assist/turnover ratio: 0.6
Steals/game: 1.7
Blocks/game: 1.4

THE STAT CREW SYSTEM
Villanova Individual Game-by-Game (as of Jan 28, 2009)
All games

#42 TCHUISI, Frank

Opponent	Date	gs	min	Total		3-Pointers		Free throws		Rebounds				pf	a	t/o	blk	stl	pts	avg
				fg-fga	pct	3fg-fga	pct	ft-fta	pct	off	def	tot	avg							
ALBANY	11/14/08		11	1-4	.250	0-0	.000	0-1	.000	0	3	3	3.0	2	0	0	2	0	0	2
FORDHAM	11/17/08		14	2-3	.667	0-0	.000	0-2	.000	0	1	1	2.0	2	0	0	0	0	0	4
NIAGARA	11/19/08		5	0-1	.000	0-0	.000	0-0	.000	0	1	1	1.7	1	0	0	1	0	0	0
MONMOUTH	11/25/08		8	0-2	.000	0-0	.000	2-2	1.000	0	0	0	1.3	1	0	0	0	0	0	2
vs Towson	11/28/08		8	1-2	.500	0-0	.000	1-2	.500	3	2	5	2.0	1	0	0	0	0	0	3
vs Rhode Island	11/29/08		2	0-0	.000	0-0	.000	0-0	.000	0	0	0	1.7	0	0	0	0	0	0	0
at Penn	12/02/08		4	0-1	.000	0-0	.000	0-0	.000	1	1	2	1.7	1	0	0	1	0	0	0
HOUSTON BAPTIST	12/04/08		6	0-0	.000	0-0	.000	1-2	.500	0	1	1	1.6	2	0	1	0	0	0	1
at La Salle	12/14/08		1	0-0	.000	0-0	.000	2-2	1.000	0	0	0	1.4	0	0	0	0	0	0	2
ST. JOHN'S	01/18/09		4	0-0	.000	0-0	.000	0-0	.000	0	0	0	1.3	1	0	0	0	1	0	0
at #3 Connecticut	01/21/09		5	1-1	1.000	0-0	.000	0-0	.000	0	1	1	1.3	0	0	0	0	0	0	2
at USF	01/24/09		0	0-0	.000	0-0	.000	0-0	.000	0	0	0	1.2	0	0	0	0	0	0	0
Totals		0	68	5-14	.357	0-0	.000	6-11	.545	4	10	14	1.2	11	0	1	4	1	0	16

Games played: 12
Minutes/game: 5.7
Points/game: 1.3
FG Pct: 35.7
FT Pct: 54.5

Rebounds/game: 1.2
Assists/game: 0.1
Turnovers/game: 0.3
Assist/turnover ratio: 0.3
Blocks/game: 0.1

**(Jan 28, 2009)
Individual Career History**

ANDERSON, Dwayne

Season	gp-gs	min/avg	Total		3-Point		F-Throws		Rebounds				Scoring							
			fg-fga	pct	fg-fga	pct	ft-fta	pct	off	def	tot	avg	pf	fo	ast	to	blk	stl	pts	avg
2005-06	14-0	55/3.9	7-17	.412	5-11	.455	2-4	.500	5	6	11	0.8	3	0	1	3	0	2	21	1.5
2006-07	23-0	211/9.2	24-67	.358	13-49	.265	20-22	.909	13	31	44	1.9	16	0	10	12	0	11	81	3.5
2007-08	30-14	631/21.0	73-145	.503	21-66	.318	27-43	.628	54	89	143	4.8	70	3	27	29	12	44	194	6.5
2008-09	13-10	320/24.6	29-66	.439	9-31	.290	15-18	.833	28	42	70	5.4	31	0	17	15	7	15	82	6.3
TOTAL	80-24	1217/15.2	133-295	.451	48-157	.306	64-87	.736	100	168	268	3.4	120	3	55	59	19	72	378	4.7

CLARK, Shane

Season	gp-gs	min/avg	Total		3-Point		F-Throws		Rebounds				Scoring							
			fg-fga	pct	fg-fga	pct	ft-fta	pct	off	def	tot	avg	pf	fo	ast	to	blk	stl	pts	avg
2005-06	25-0	286/11.4	18-44	.409	1-2	.500	17-29	.586	22	28	50	2.0	42	1	7	8	9	8	54	2.2
2006-07	33-10	793/24.0	83-193	.430	38-100	.380	39-54	.722	47	85	132	4.0	93	6	31	47	12	27	243	7.4
2007-08	32-17	713/22.3	79-180	.439	16-56	.286	53-63	.841	56	83	139	4.3	74	3	35	34	15	21	227	7.1
2008-09	18-0	319/17.7	27-58	.466	6-20	.300	12-21	.571	25	37	62	3.4	43	1	16	16	3	9	72	4.0
TOTAL	108-27	2111/19.5	207-475	.436	61-178	.343	121-167	.725	150	233	383	3.5	252	11	89	105	39	65	596	5.5

COLEND, Jason

Season	gp-gs	min/avg	Total		3-Point		F-Throws		Rebounds				Scoring							
			fg-fga	pct	fg-fga	pct	ft-fta	pct	off	def	tot	avg	pf	fo	ast	to	blk	stl	pts	avg
2007-08	6-0	7/1.2	0-0	.000	0-0	.000	0-0	.000	0	1	1	0.2	2	0	1	1	0	0	0	0.0
2008-09	11-0	21/1.9	0-1	.000	0-0	.000	0-0	.000	0	3	3	0.3	0	0	1	1	0	0	0	0.0
TOTAL	17-0	28/1.6	0-1	.000	0-0	.000	0-0	.000	0	4	4	0.2	2	0	2	2	0	0	0	0.0

CUNNINGHAM, Dante

Season	gp-gs	min/avg	Total		3-Point		F-Throws		Rebounds				Scoring							
			fg-fga	pct	fg-fga	pct	ft-fta	pct	off	def	tot	avg	pf	fo	ast	to	blk	stl	pts	avg
2005-06	33-4	629/19.1	29-62	.468	0-0	.000	13-33	.394	59	73	132	4.0	78	2	25	26	19	27	71	2.2
2006-07	33-27	902/27.3	99-193	.513	1-1	1.000	88-113	.779	86	91	177	5.4	96	5	24	56	20	42	287	8.7
2007-08	35-35	1050/30.0	142-261	.544	0-0	.000	80-116	.690	100	126	226	6.5	107	7	37	80	31	46	364	10.4
2008-09	20-20	626/31.3	132-245	.539	0-2	.000	66-92	.717	48	93	141	7.1	46	3	19	31	28	33	330	16.5
TOTAL	121-86	3207/26.5	402-761	.528	1-3	.333	247-354	.698	293	383	676	5.6	327	17	105	193	98	148	1052	8.7

FISHER, Corey

Season	gp-gs	min/avg	Total		3-Point		F-Throws		Rebounds				Scoring							
			fg-fga	pct	fg-fga	pct	ft-fta	pct	off	def	tot	avg	pf	fo	ast	to	blk	stl	pts	avg
2007-08	34-21	744/21.9	104-294	.354	41-124	.331	59-79	.747	11	49	60	1.8	61	1	92	68	0	36	308	9.1
2008-09	20-12	497/24.9	63-151	.417	13-42	.310	59-80	.738	11	33	44	2.2	49	1	54	44	0	26	198	9.9
TOTAL	54-33	1241/23.0	167-445	.375	54-166	.325	118-159	.742	22	82	104	1.9	110	2	146	112	0	62	506	9.4

PENA, Antonio

Season	gp-gs	min/avg	Total		3-Point		F-Throws		Rebounds				Scoring							
			fg-fga	pct	fg-fga	pct	ft-fta	pct	off	def	tot	avg	pf	fo	ast	to	blk	stl	pts	avg
2007-08	35-19	678/19.4	86-183	.470	2-6	.333	67-96	.698	52	97	149	4.3	84	2	34	63	11	19	241	6.9
2008-09	20-20	489/24.5	51-101	.505	0-1	.000	45-70	.643	41	78	119	6.0	50	3	34	32	13	8	147	7.4
TOTAL	55-39	1167/21.2	137-284	.482	2-7	.286	112-166	.675	93	175	268	4.9	134	5	68	95	24	27	388	7.1

REDDING, Reggie

Season	gp-gs	min/avg	Total		3-Point		F-Throws		Rebounds				Scoring							
			fg-fga	pct	fg-fga	pct	ft-fta	pct	off	def	tot	avg	pf	fo	ast	to	blk	stl	pts	avg
2006-07	28-3	443/15.8	28-88	.318	7-40	.175	16-25	.640	21	45	66	2.4	43	0	27	25	5	23	79	2.8
2007-08	35-18	722/20.6	55-140	.393	9-36	.250	43-68	.632	24	66	90	2.6	85	2	59	32	12	39	162	4.6
2008-09	20-5	530/26.5	49-123	.398	12-40	.300	35-48	.729	30	65	95	4.8	54	1	50	35	5	20	145	7.3
TOTAL	83-26	1695/20.4	132-351	.376	28-116	.241	94-141	.667	75	176	251	3.0	182	3	136	92	22	82	386	4.7

Villanova University Men's Basketball
Clutch Free Throw Shooting

NAME	LAST 5 MINUTES			LAST 2 MINUTES AND OT			SEASON			CAREER		
	FT	FTA	FT%	FT	FTA	FT%	FT	FTA	FT%	FT	FTA	FT%
Anderson, Dwayne	3	4	0.750	2	3	0.667	15	18	0.833	64	87	0.736
Colenda, Jason	0	0	---	0	0	---	0	0	---	0	0	---
Clark, Shane	3	4	0.750	3	4	0.750	12	21	0.571	120	167	0.719
Cunningham, Dante	13	16	0.813	10	12	0.833	66	92	0.717	247	352	0.702
Drummond, Casiem	2	2	1.000	2	2	1.000	2	2	1.000	22	51	0.431
Fisher, Corey	13	21	0.619	10	16	0.625	59	80	0.738	118	159	0.742
Pena, Antonio	8	14	0.571	4	8	0.500	45	70	0.643	112	166	0.675
Redding, Reggie	16	19	0.842	12	12	1.000	35	48	0.729	94	141	0.667
Reynolds, Scottie	33	39	0.846	21	24	0.875	84	99	0.848	377	465	0.811
Stokes, Corey	11	14	0.786	6	8	0.750	31	37	0.838	68	79	0.861
Sutton, Maurice	0	0	---	0	0	---	0	0	---	0	0	---
Tchuisi, Frank	5	8	0.625	3	4	0.750	6	11	0.545	10	19	0.526
Wooten, Russell	0	0	---	0	0	---	0	0	---	0	0	---
TEAM TOTALS	107	141	0.759	73	93	0.785	355	478	0.743			

Villanova University Men's Basketball
Career Three-Point Shooting

OVERAL SEASON GAMES							
3-PTRS MADE	NUMBER	3-PTRS ATTEMPTED	NUMBER	3-POINT PCT.	NUMBER	3-PTRS PER GAME	NUMBER
					<i>Minimum 125 Made</i>		<i>Minimum 125 Made</i>
Gary Buchanan	337	Allan Ray	850	Gary Buchanan	.398 (337-846)	Gary Buchanan	2.76 (337 in 122 G)
Allan Ray	312	Gary Buchanan	846	Doug West	.394 (143-363)	Allan Ray	2.40 (312 in 130 G)
Kerry Kittles	278	Kerry Kittles	706	Kerry Kittles	.394 (278-706)	Kerry Kittles	2.28 (278 in 122 G)
Mike Nardi	251	Mike Nardi	664	Greg Woodard	.384 (188-489)	Scottie Reynolds	2.08 (183 in 88 G)
Eric Eberz	223	Randy Foye	647	Eric Eberz	.381 (223-586)	Mike Nardi	1.95 (251 in 129 G)
Randy Foye	213	Jermaine Medley	591	Scottie Reynolds	.378 (183-484)	Eric Eberz	1.86 (223 in 120 G)
Jermaine Medley	198	Eric Eberz	586	Mike Nardi	.378 (251-664)	Randy Foye	1.63 (213 in 131 G)
Greg Woodard	188	Chris Walker	512	Chris Walker	.367 (188-512)	Jermaine Medley	1.61 (198 in 123 G)
Chris Walker	188	Greg Woodard	489	Allan Ray	.367 (312-850)	Chris Walker	1.53 (188 in 123 G)
Scottie Reynolds	183	Scottie Reynolds	484	Brian Lynch	.353 (155-439)	Greg Woodard	1.47 (188 in 128 G)
3-PTRS MADE	NUMBER	3-PTRS ATTEMPTED	NUMBER	3-POINT PCT.	NUMBER	3-PTRS PER GAME	NUMBER
					<i>Minimum 75 Made</i>		<i>Minimum 75 Made</i>
Allan Ray	168	Gary Buchanan	448	Kerry Kittles	.410 (166-405)	Allan Ray	2.67 (168 in 63 G)
Gary Buchanan	167	Allan Ray	440	Greg Woodard	.400 (102-255)	Gary Buchanan	2.65 (167 in 63 G)
Kerry Kittles	166	Kerry Kittles	405	Eric Eberz	.387 (126-326)	Kerry Kittles	2.41 (166 in 69 G)
Mike Nardi	128	Mike Nardi	345	Allan Ray	.382 (168-440)	Scottie Reynolds	2.20 (90 in 41 G)
Eric Eberz	126	Eric Eberz	326	Alvin Williams	.377 (84-223)	Mike Nardi	2.06 (128 in 62 G)
Jermaine Medley	111	Jermaine Medley	317	Gary Buchanan	.373 (167-448)	Eric Eberz	1.85 (126 in 68 G)
Randy Foye	104	Randy Foye	315	Mike Nardi	.371 (128-345)	Jermaine Medley	1.68 (111 in 66 G)
Greg Woodard	102	Chris Walker	263	Scottie Reynolds	.370 (90-243)	Randy Foye	1.63 (104 in 64 G)
Chris Walker	96	John Celestand	256	Brian Lynch	.367 (90-245)	Greg Woodard	1.55 (102 in 66 G)
Scottie Reynolds	90	Greg Woodard	255	Chris Walker	.365 (96-263)	Chris Walker	1.48 (96 in 65 G)
Brian Lynch	90						
NOTES							
The NCAA instituted the three-point shot for men's basketball before the start of the 1986-87 season.							
Villanova has made at least one three-pointer in 387 straight games since making none against Kentucky on February 9, 1997 (0-for-3) in a 93-56 loss.							
The Wildcats have made at least one three-pointer in 724 of 731 games (99.0 percent) since the advent of the three-point rule.							
In Big East games, Villanova has at least one three-pointer in 375 of 379 games (98.9 percent) since 1986-87.							
Villanova has made at least one three-pointer in 331 straight Big East games since going 0-for-5 in a 74-60 victory over St. John's on March 4, 1989.							
The Wildcats have an all-time team three-point shooting percentage of .357 (4494-12586).							
In Big East games, Villanova has an all-time team three-point shooting percentage of .354 (2353-6643).							

THE STAT CREW SYSTEM
Villanova Season Box Score (as of Jan 28, 2009)
All games

RECORD:	OVERALL	HOME	AWAY	NEUTRAL
ALL GAMES	16-4	10-1	4-2	2-1
CONFERENCE	4-3	2-1	2-2	0-0
NON-CONFERENCE	12-1	8-0	2-0	2-1

#	Player	gp-gs	min		Total		3-Point		F-Throw		Rebounds				a			pts	avg			
			min	avg	fg-fga	pct	3fg-fga	pct	ft-fa	pct	off	def	tot	avg	pf	dg	to			blk	stl	
33	CUNNINGHAM, Dant	20-20	626	31.3	132-245	.539	0-2	.000	66-92	.717	48	93	141	7.1	46	3	19	31	28	33	330	16.5
01	REYNOLDS, Scottie	20-20	629	31.5	83-210	.395	40-108	.370	84-99	.848	9	46	55	2.8	47	2	83	49	3	28	290	14.5
10	FISHER, Corey	20-12	497	24.9	63-151	.417	13-42	.310	59-80	.738	11	33	44	2.2	49	1	54	44	0	26	198	9.9
24	STOKES, Corey	20-13	491	24.6	61-142	.430	44-98	.449	31-37	.838	11	52	63	3.2	37	0	21	20	4	16	197	9.9
00	PENA, Antonio	20-20	489	24.5	51-101	.505	0-1	.000	45-70	.643	41	78	119	6.0	50	3	34	32	13	8	147	7.4
15	REDDING, Reggie	20-5	530	26.5	49-123	.398	12-40	.300	35-48	.729	30	65	95	4.8	54	1	50	35	5	20	145	7.3
22	ANDERSON, Dwayne	13-10	320	24.6	29-66	.439	9-31	.290	15-18	.833	28	42	70	5.4	31	0	17	15	7	15	82	6.3
20	CLARK, Shane	18-0	319	17.7	27-58	.466	6-20	.300	12-21	.571	25	37	62	3.4	43	1	16	16	3	9	72	4.0
05	DRUMMOND, Casiem	2-0	19	9.5	1-1	1.000	0-0	.000	2-2	1.000	1	4	5	2.5	5	0	0	1	1	0	4	2.0
42	TCHUISI, Frank	12-0	68	5.7	5-14	.357	0-0	.000	6-11	.545	4	10	14	1.2	11	0	1	4	1	0	16	1.3
04	COLENDIA, Jason	11-0	21	1.9	0-1	.000	0-0	.000	0-0	.000	0	3	3	0.3	0	0	1	1	0	0	0	0.0
23	WOOTEN, Russell	8-0	16	2.0	0-0	.000	0-0	.000	0-0	.000	2	0	2	0.3	3	0	0	0	0	0	0	0.0
Total.....		20	4025		501-1112	.451	124-342	.363	355-478	.743	237	505	742	37.1	378	11	296	254	65	155	1481	74.1
Opponents.....		20	4026		420-1078	.390	127-400	.318	271-405	.669	211	437	648	32.4	401	-	247	302	63	119	1238	61.9

Score by Periods	1st	2nd	OT	Totals
Villanova	724	744	13	1481
Opponents	603	626	9	1238

THE STAT CREW SYSTEM
Villanova Team Game-by-Game (as of Jan 28, 2009)
All games

TEAM STATISTICS

Opponent	Date	Score	W	Total		3-Pointers		Free throws		Rebounds				pf	a	t/o	blk	stl	pts	avg
				fg-fga	pct	3fg-fga	pct	ft-fta	pct	off	def	tot	avg							
ALBANY	11/14/08	78-60	W	28-51	.549	6-15	.400	16-21	.762	8	25	33	33.0	19	18	14	2	8	78	78.0
FORDHAM	11/17/08	107-68	W	35-60	.583	7-14	.500	30-36	.833	12	33	45	39.0	23	23	9	2	6	107	92.5
NIAGARA	11/19/08	77-62	W	21-48	.438	7-18	.389	28-38	.737	10	24	34	37.3	23	11	15	0	10	77	87.3
MONMOUTH	11/25/08	71-48	W	26-59	.441	8-20	.400	11-13	.846	14	27	41	38.2	16	16	12	1	9	71	83.2
vs Towson	11/28/08	64-47	W	23-53	.434	7-24	.292	11-19	.579	15	28	43	39.2	13	17	14	3	8	64	79.4
vs Rhode Island	11/29/08	78-65	W	25-62	.403	2-15	.133	26-31	.839	18	22	40	39.3	21	11	9	4	6	78	79.2
at Penn	12/02/08	69-47	W	24-59	.407	7-18	.389	14-17	.824	19	28	47	40.4	16	15	15	5	6	69	77.7
HOUSTON BAPTIST	12/04/08	93-57	W	31-55	.564	12-25	.480	19-22	.864	8	23	31	39.2	14	17	10	1	10	93	79.6
vs Texas	12/9/08	58-67	L	19-50	.380	4-18	.222	16-25	.640	11	25	36	38.9	23	13	19	2	10	58	77.2
SAINT JOSEPH'S	12/11/08	59-56	W	20-48	.417	5-14	.357	14-16	.875	7	20	27	37.7	12	11	9	2	5	59	75.4
at La Salle	12/14/08	70-59	W	27-57	.474	8-16	.500	8-14	.571	6	25	31	37.1	18	20	8	6	7	70	74.9
NAVY	12/22/08	78-68	W	27-66	.409	5-21	.238	19-27	.704	17	26	43	37.6	19	16	9	5	9	78	75.2
TEMPLE	12/29/08	62-45	W	20-50	.400	8-17	.471	14-17	.824	7	29	36	37.5	15	9	10	2	7	62	74.2
at Marquette	01/01/09	72-79	L	24-58	.414	6-20	.300	18-21	.857	11	19	30	36.9	28	11	16	3	9	72	74.0
at Seton Hall	01/06/09	89-85	Wot	29-71	.408	7-18	.389	24-30	.800	20	29	49	37.7	15	16	12	4	4	89	75.0
#23 LOUISVILLE	01/10/09	60-61	L	20-53	.377	2-8	.250	18-29	.621	11	28	39	37.8	18	12	14	4	7	60	74.1
ST. JOHN'S	01/18/09	76-57	W	30-51	.588	5-12	.417	11-18	.611	8	21	29	37.3	22	18	16	5	10	76	74.2
at #3 Connecticut	01/21/09	83-89	L	29-64	.453	7-18	.389	18-22	.818	13	19	32	37.0	26	13	14	6	10	83	74.7
at USF	01/24/09	70-61	W	22-50	.440	5-16	.313	21-34	.618	14	30	44	37.4	23	15	16	5	6	70	74.4
#3 PITTSBURGH	01/28/09	67-57	W	21-47	.447	6-15	.400	19-28	.679	8	24	32	37.1	14	14	13	3	8	67	74.1
Villanova		1481		501-1112	.451	124-342	.363	355-478	.743	237	505	742	37.1	378	296	254	65	155	1481	74.1
Opponents		1238		420-1078	.390	127-400	.318	271-405	.669	211	437	648	32.4	401	247	302	63	119	1238	61.9

Games played: 20
Points/game: 74.1
FG Pct: 45.1
3FG Pct: 36.3
FT Pct: 74.3

Rebounds/game: 37.1
Assists/game: 14.8
Turnovers/game: 12.7
Assist/turnover ratio: 1.2
Steals/game: 7.8
Blocks/game: 3.3

THE STAT CREW SYSTEM
Villanova Team Game-by-Game Comparison (as of Jan 28, 2009)
All games

Opponent	1st	2nd	Score	Mar	Total FG	FG Pct	3-Pointers	3FG Pct	Free Throws	FT Pct	Rebounds	Assist	T/Over	Block	Steal	Fouls
ALBANY	40/24	38/36	78-60	+18	28-51/22-51	.549/.431	6-15/7-20	.400/.350	16-21/9-18	.762/.500	33/30 +3	18/12	14/20	2/3	8/8	19/20
FORDHAM	56/38	51/30	107-68	+39	35-60/23-65	.583/.354	7-14/8-26	.500/.308	30-36/14-18	.833/.778	45/28 +17	23/12	9/11	2/2	6/1	23/25
NIAGARA	36/30	41/32	77-62	+15	21-48/20-52	.438/.385	7-18/6-21	.389/.286	28-38/16-25	.737/.640	34/32 +2	11/10	15/19	0/1	10/11	23/27
MONMOUTH	45/13	26/35	71-48	+23	26-59/15-44	.441/.341	8-20/7-23	.400/.304	11-13/11-13	.846/.846	41/23 +18	16/10	12/15	1/3	9/7	16/14
Towson	33/28	31/19	64-47	+17	23-53/18-55	.434/.327	7-24/5-27	.292/.185	11-19/6-14	.579/.429	43/35 +8	17/12	14/13	3/4	8/6	13/17
Rhode Island	40/33	38/32	78-65	+13	25-62/22-53	.403/.415	2-15/3-13	.133/.231	26-31/18-27	.839/.667	40/34 +6	11/10	9/14	4/3	6/2	21/25
Penn	36/24	33/23	69-47	+22	24-59/16-49	.407/.327	7-18/3-16	.389/.188	14-17/12-18	.824/.667	47/24 +23	15/12	15/13	5/1	6/8	16/16
HOUSTON BAPTIST	48/22	45/35	93-57	+36	31-55/18-44	.564/.409	12-25/11-24	.480/.458	19-22/10-18	.864/.556	31/23 +8	17/11	10/21	1/2	10/4	14/20
Texas	26/32	32/35	58-67	(9)	19-50/25-60	.380/.417	4-18/6-15	.222/.400	16-25/11-24	.640/.458	36/39 (3)	13/16	19/13	2/7	10/5	23/23
SAINT JOSEPH'S	26/35	33/21	59-56	+3	20-48/21-45	.417/.467	5-14/8-17	.357/.471	14-16/6-9	.875/.667	27/27 -	11/15	9/13	2/3	5/4	12/13
La Salle	36/26	34/33	70-59	+11	27-57/21-56	.474/.375	8-16/4-14	.500/.286	8-14/13-20	.571/.650	31/40 (9)	20/9	8/15	6/5	7/5	18/13
NAVY	37/28	41/40	78-68	+10	27-66/20-54	.409/.370	5-21/14-28	.238/.500	19-27/14-18	.704/.778	43/34 +9	16/13	9/18	5/1	9/5	19/22
TEMPLE	22/25	40/20	62-45	+17	20-50/15-48	.400/.313	8-17/4-14	.471/.286	14-17/11-14	.824/.786	36/29 +7	9/11	10/13	2/2	7/4	15/17
Marquette	32/36	40/43	72-79	(7)	24-58/23-50	.414/.460	6-20/10-24	.300/.417	18-21/23-31	.857/.742	30/32 (2)	11/15	16/19	3/1	9/4	28/18
Seton Hall	35/37	41/39	89-85	+4	29-71/32-81	.408/.395	7-18/8-27	.389/.296	24-30/13-14	.800/.929	49/43 +6	16/13	12/9	4/2	4/8	15/23
#23 LOUISVILLE	26/34	34/27	60-61	(1)	20-53/24-62	.377/.387	2-8/3-25	.250/.120	18-29/10-17	.621/.588	39/40 (1)	12/15	14/14	4/5	7/7	18/23
ST. JOHN'S	44/27	32/30	76-57	+19	30-51/17-44	.588/.386	5-12/6-16	.417/.375	11-18/17-22	.611/.773	29/26 +3	18/11	16/19	5/3	10/9	22/19
#3 Connecticut	48/48	35/41	83-89	(6)	29-64/27-57	.453/.474	7-18/4-12	.389/.333	18-22/31-39	.818/.795	32/37 (5)	13/12	14/14	6/8	10/7	26/17
USF	32/32	38/29	70-61	+9	22-50/19-54	.440/.352	5-16/7-22	.313/.318	21-34/16-29	.618/.552	44/34 +10	15/13	16/12	5/1	6/4	23/25
#3 PITTSBURGH	26/31	41/26	67-57	+10	21-47/22-54	.447/.407	6-15/3-16	.400/.188	19-28/10-17	.679/.588	32/38 (6)	14/15	13/17	3/6	8/10	14/24

Note: Game totals are displayed in the format TEAM/OPPONENT for each category

THE STAT CREW SYSTEM
Villanova Game-by-Game Points-Rebounds-Assists (as of Jan 28, 2009)
All games

Opponent	Date	Score		00	01	04	05	10	15	20
				PENA,ANTON	REYNOLDS,S	COLEND,A,JA	DRUMMOND,C	FISHER,COR	REDDING,RE	CLARK,SHAN
ALBANY	11/14/08	78-60	w	12-5-2	13-1-6	0-0-0	4-5-0	10-2-5	11-4-2	DNP
FORDHAM	11/17/08	107-68	w	10-6-3	11-4-7	0-1-1	DNP	17-2-4	9-4-4	8-1-1
NIAGARA	11/19/08	77-62	w	8-7-0	19-4-2	0-0-0	0-0-0	15-6-5	14-4-3	2-1-0
MONMOUTH	11/25/08	71-48	w	4-6-2	9-6-4	0-0-0	DNP	4-0-4	5-6-2	10-2-1
vs Towson	11/28/08	64-47	w	12-7-2	14-6-6	0-0-0	DNP	11-2-1	2-6-3	2-2-2
vs Rhode Island	11/29/08	78-65	w	10-6-1	13-1-3	0-0-0	DNP	14-0-1	11-12-3	8-4-2
at Penn	12/02/08	69-47	w	8-4-2	10-3-4	0-0-0	DNP	7-6-4	2-6-2	5-4-0
HOUSTON BAPTIST	12/04/08	93-57	w	10-4-0	23-1-6	0-2-0	DNP	12-3-3	7-3-4	5-3-1
vs Texas	12/9/08	58-67	L	0-0-0	10-5-5	0-0-0	DNP	0-1-1	7-3-4	3-2-2
SAINT JOSEPH'S	12/11/08	59-56	w	4-8-1	18-4-6	DNP	DNP	2-1-2	6-3-0	2-3-0
at La Salle	12/14/08	70-59	w	5-6-6	13-0-2	0-0-0	DNP	8-2-6	7-2-2	6-7-0
NAVY	12/22/08	78-68	w	7-12-4	23-1-3	DNP	DNP	7-1-3	0-2-4	2-4-1
TEMPLE	12/29/08	62-45	w	3-9-0	8-3-3	DNP	DNP	23-4-3	4-6-2	7-2-1
at Marquette	01/01/09	72-79	L	0-4-1	15-1-1	DNP	DNP	21-5-1	4-3-2	2-3-1
at Seton Hall	01/06/09	89-85	wo	7-8-4	40-4-3	DNP	DNP	0-0-2	10-3-3	2-3-2
#23 LOUISVILLE	01/10/09	60-61	L	14-8-1	11-4-2	DNP	DNP	7-2-3	0-6-3	2-5-0
ST. JOHN'S	01/18/09	76-57	w	13-9-2	9-3-5	0-0-0	DNP	12-1-2	5-5-3	DNP
at #3 Connecticut	01/21/09	83-89	L	12-8-0	14-2-5	DNP	DNP	9-2-3	12-4-1	1-1-1
at USF	01/24/09	70-61	w	6-1-1	7-2-7	DNP	DNP	10-2-0	11-6-1	5-8-1
#3 PITTSBURGH	01/28/09	67-57	w	2-1-2	10-0-3	DNP	DNP	9-2-1	18-7-2	0-7-0

Opponent	Date	Score		22	23	24	33	42
				ANDERSON,D	WOOTEN,RUS	STOKES,COR	CUNNINGHAM	TCHUISI,FR
ALBANY	11/14/08	78-60	w	DNP	0-1-0	13-0-0	13-6-3	2-3-0
FORDHAM	11/17/08	107-68	w	DNP	0-1-0	17-8-2	31-11-1	4-1-0
NIAGARA	11/19/08	77-62	w	DNP	0-0-0	8-3-0	11-3-1	0-1-0
MONMOUTH	11/25/08	71-48	w	DNP	0-0-0	18-7-3	19-7-0	2-0-0
vs Towson	11/28/08	64-47	w	DNP	0-0-0	8-4-3	12-7-0	3-5-0
vs Rhode Island	11/29/08	78-65	w	DNP	DNP	3-0-0	19-12-1	0-0-0
at Penn	12/02/08	69-47	w	3-1-0	0-0-0	14-5-1	20-11-2	0-2-0
HOUSTON BAPTIST	12/04/08	93-57	w	DNP	0-0-0	22-3-1	13-7-1	1-1-1
vs Texas	12/9/08	58-67	L	4-9-0	DNP	11-3-0	23-12-1	DNP
SAINT JOSEPH'S	12/11/08	59-56	w	10-1-1	DNP	3-2-1	14-4-0	DNP
at La Salle	12/14/08	70-59	w	2-4-1	DNP	18-3-1	9-4-2	2-0-0
NAVY	12/22/08	78-68	w	4-4-1	DNP	11-5-0	24-10-0	DNP
TEMPLE	12/29/08	62-45	w	3-0-0	DNP	2-4-0	12-4-0	DNP
at Marquette	01/01/09	72-79	L	4-5-2	DNP	10-1-2	16-8-1	DNP
at Seton Hall	01/06/09	89-85	wo	9-15-1	DNP	0-1-0	21-13-1	DNP
#23 LOUISVILLE	01/10/09	60-61	L	0-4-1	DNP	5-4-2	21-5-0	DNP
ST. JOHN'S	01/18/09	76-57	w	14-4-2	0-0-0	6-3-2	17-1-2	0-0-0
at #3 Connecticut	01/21/09	83-89	L	15-8-3	DNP	12-2-0	6-3-0	2-1-0
at USF	01/24/09	70-61	w	7-11-3	DNP	10-3-1	14-8-1	0-0-0
#3 PITTSBURGH	01/28/09	67-57	w	7-4-2	DNP	6-2-2	15-5-2	DNP

THE STAT CREW SYSTEM
Villanova Game-by-Game Highs (as of Jan 28, 2009)
All games

Opponent	Date	Score	Points	Rebounds	Assists	Steals	Blocked shots
ALBANY	11/14/08	78-60	13-CUNNINGHAM, D STOKES, Corey REYNOLDS, Scottie	6-CUNNINGHAM, Da	6-REYNOLDS, Scotti	4-FISHER, Corey	1-PENA, Antonio DRUMMOND, Casie
FORDHAM	11/17/08	107-68	31-CUNNINGHAM, D	11-CUNNINGHAM, D	7-REYNOLDS, Scotti	2-REYNOLDS, Scotti FISHER, Corey	1-CUNNINGHAM, Da PENA, Antonio
NIAGARA	11/19/08	77-62	19-REYNOLDS, Scotti	7-PENA, Antonio	5-FISHER, Corey	4-REYNOLDS, Scotti	None
MONMOUTH	11/25/08	71-48	19-CUNNINGHAM, D	7-STOKES, Corey CUNNINGHAM, Dan	4-FISHER, Corey REYNOLDS, Scottie	3-REYNOLDS, Scotti	1-PENA, Antonio
vs Towson	11/28/08	64-47	14-REYNOLDS, Scotti	7-CUNNINGHAM, Da PENA, Antonio	6-REYNOLDS, Scotti	2-STOKES, Corey CUNNINGHAM, Dan FISHER, Corey	1-REYNOLDS, Scotti CUNNINGHAM, Dan PENA, Antonio
vs Rhode Island	11/29/08	78-65	19-CUNNINGHAM, D	12-REDDING, Reggie CUNNINGHAM, Dan	3-REDDING, Reggie REYNOLDS, Scottie	2-CLARK, Shane	3-CUNNINGHAM, Da
at Penn	12/02/08	69-47	20-CUNNINGHAM, D	11-CUNNINGHAM, D	4-FISHER, Corey REYNOLDS, Scottie	3-FISHER, Corey	3-CUNNINGHAM, Da
HOUSTON BAPTIST	12/04/08	93-57	23-REYNOLDS, Scotti	7-CUNNINGHAM, Da	6-REYNOLDS, Scotti	4-CUNNINGHAM, Da	1-REYNOLDS, Scotti
vs Texas	12/9/08	58-67	23-CUNNINGHAM, D	12-CUNNINGHAM, D	5-REYNOLDS, Scotti	2-CUNNINGHAM, Da STOKES, Corey ANDERSON, Dway REYNOLDS, Scottie	2-CUNNINGHAM, Da
SAINT JOSEPH'S	12/11/08	59-56	18-REYNOLDS, Scotti	8-PENA, Antonio	6-REYNOLDS, Scotti	2-ANDERSON, Dway REYNOLDS, Scottie	1-CUNNINGHAM, Da ANDERSON, Dway
at La Salle	12/14/08	70-59	18-STOKES, Corey	7-CLARK, Shane	6-FISHER, Corey PENA, Antonio	4-CUNNINGHAM, Da	4-CUNNINGHAM, Da
NAVY	12/22/08	78-68	24-CUNNINGHAM, D	12-PENA, Antonio	4-PENA, Antonio REDDING, Reggie	2-ANDERSON, Dway STOKES, Corey CUNNINGHAM, Dan REDDING, Reggie	3-PENA, Antonio
TEMPLE	12/29/08	62-45	23-FISHER, Corey	9-PENA, Antonio	3-FISHER, Corey REYNOLDS, Scottie	2-FISHER, Corey CUNNINGHAM, Dan	1-PENA, Antonio CUNNINGHAM, Dan
at Marquette	01/01/09	72-79	21-FISHER, Corey	8-CUNNINGHAM, Da	2-ANDERSON, Dway STOKES, Corey REDDING, Reggie	2-REYNOLDS, Scotti FISHER, Corey CUNNINGHAM, Dan REDDING, Reggie	2-STOKES, Corey
at Seton Hall	01/06/09	89-85	40-REYNOLDS, Scotti	15-ANDERSON, Dwa	4-PENA, Antonio	2-REYNOLDS, Scotti	2-ANDERSON, Dway
#23 LOUISVILLE	01/10/09	60-61	21-CUNNINGHAM, D	8-PENA, Antonio	3-REDDING, Reggie FISHER, Corey	2-CUNNINGHAM, Da	1-PENA, Antonio CUNNINGHAM, Dan ANDERSON, Dway CLARK, Shane
ST. JOHN'S	01/18/09	76-57	17-CUNNINGHAM, D	9-PENA, Antonio	5-REYNOLDS, Scotti	4-REDDING, Reggie	2-CUNNINGHAM, Da
at #3 Connecticut	01/21/09	83-89	15-ANDERSON, Dwa	8-ANDERSON, Dway PENA, Antonio	5-REYNOLDS, Scotti	3-ANDERSON, Dway	3-CUNNINGHAM, Da
at USF	01/24/09	70-61	14-CUNNINGHAM, D	11-ANDERSON, Dwa	7-REYNOLDS, Scotti	2-STOKES, Corey	2-CUNNINGHAM, Da
#3 PITTSBURGH	01/28/09	67-57	18-REDDING, Reggie	7-REDDING, Reggie CLARK, Shane	3-REYNOLDS, Scotti	2-REDDING, Reggie ANDERSON, Dway	2-CUNNINGHAM, Da

THE STAT CREW SYSTEM
Villanova Season Schedule/Results & Leaders (as of Jan 28, 2009)
Conference games

RECORD:	OVERALL	HOME	AWAY	NEUTRAL
ALL GAMES	4-3	2-1	2-2	0-0
CONFERENCE	4-3	2-1	2-2	0-0
NON-CONFERENCE	0-0	0-0	0-0	0-0

Date	Opponent	Score	Att.	High Points	High Rebounds
01/01/09	*at Marquette	72-79 L	16446	(21)FISHER, Corey	(8)CUNNINGHAM, Dante
01/06/09	*at Seton Hall	WOT 89-85	8649	(40)REYNOLDS, Scottie	(15)ANDERSON, Dwayne
01/10/09	*#23 LOUISVILLE	60-61 L	17117	(21)CUNNINGHAM, Dante	(8)PENA, Antonio
01/18/09	*ST. JOHN'S	W 76-57	6500	(17)CUNNINGHAM, Dante	(9)PENA, Antonio
01/21/09	*at #3 Connecticut	83-89 L	15385	(15)ANDERSON, Dwayne	(8)PENA, Antonio
					(8)ANDERSON, Dwayne
01/24/09	*at USF	W 70-61	4245	(14)CUNNINGHAM, Dante	(11)ANDERSON, Dwayne
01/28/09	*#3 PITTSBURGH	W 67-57	17491	(18)REDDING, Reggie	(7)CLARK, Shane
					(7)REDDING, Reggie

* - Conference game

Attendance Summary	Games	Attend	Avg/Game
Home	3	41108	13703
Away	4	44725	11181
Neutral	0	0	0
Total	7	85833	12262

THE STAT CREW SYSTEM
Villanova Combined Team Statistics (as of Jan 28, 2009)
Conference games

RECORD:	OVERALL	HOME	AWAY	NEUTRAL
ALL GAMES	4-3	2-1	2-2	0-0
CONFERENCE	4-3	2-1	2-2	0-0
NON-CONFERENCE	0-0	0-0	0-0	0-0

#	Player	gp-gs	min	avg	Total		3-Point		F-Throw		Rebounds				pf	dq	a	to	blk	stl	pts	avg
					fg-fga	pct	3fg-fga	pct	ft-fta	pct	off	def	tot	avg								
33	CUNNINGHAM, Dant	7-7	214	30.6	43-87	.494	0-0	.000	24-33	.727	15	28	43	6.1	19	2	7	10	12	10	110	15.7
01	REYNOLDS, Scottie	7-7	217	31.0	31-71	.437	13-37	.351	31-36	.861	3	13	16	2.3	22	1	26	21	1	7	106	15.1
10	FISHER, Corey	7-3	154	22.0	22-51	.431	4-12	.333	20-29	.690	5	9	14	2.0	21	1	12	20	0	6	68	9.7
15	REDDING, Reggie	7-4	196	28.0	20-46	.435	3-10	.300	17-24	.708	13	21	34	4.9	24	1	15	15	4	12	60	8.6
22	ANDERSON, Dwayne	7-6	211	30.1	20-46	.435	6-20	.300	10-13	.769	17	34	51	7.3	19	0	14	9	5	8	56	8.0
00	PENA, Antonio	7-7	165	23.6	20-45	.444	0-0	.000	14-28	.500	11	28	39	5.6	14	0	11	12	3	3	54	7.7
24	STOKES, Corey	7-1	148	21.1	14-36	.389	11-25	.440	10-11	.909	4	12	16	2.3	11	0	9	8	2	4	49	7.0
20	CLARK, Shane	6-0	109	18.2	4-11	.364	1-3	.333	3-8	.375	11	16	27	4.5	14	0	5	3	2	4	12	2.0
42	TCHUISI, Frank	3-0	9	3.0	1-1	1.000	0-0	.000	0-0	.000	0	1	1	0.3	1	0	0	0	1	0	2	0.7
23	WOOTEN, Russell	1-0	1	1.0	0-0	.000	0-0	.000	0-0	.000	0	0	0	0.0	0	0	0	0	0	0	0	0.0
04	COLENDIA, Jason	1-0	1	1.0	0-0	.000	0-0	.000	0-0	.000	0	0	0	0.0	0	0	0	0	0	0	0	0.0
Total.....		7	1425		175-394	.444	38-107	.355	129-182	.709	85	170	255	36.4	146	5	99	101	30	54	517	73.9
Opponents.....		7	1425		164-402	.408	41-142	.289	120-169	.710	86	164	250	35.7	149	-	94	104	26	49	489	69.9

TEAM STATISTICS	VU	OPP	Date	Opponent	Score	Att.
SCORING	517	489	* 01/01/09	at Marquette	L 72-79	16446
Points per game	73.9	69.9	* 01/06/09	at Seton Hall	Wot 89-85	8649
Scoring margin	+4.0	-	* 01/10/09	#23 LOUISVILLE	L 61-60	17117
FIELD GOALS-ATT	175-394	164-402	* 01/18/09	ST. JOHN'S	W 57-76	6500
Field goal pct	.444	.408	* 01/21/09	at #3 Connecticut	L 83-89	15385
3 POINT FG-ATT	38-107	41-142	* 01/24/09	at USF	W 70-61	4245
3-point FG pct	.355	.289	* 01/28/09	#3 PITTSBURGH	W 57-67	17491
3-pt FG made per game	5.4	5.9	* - Conference game			
FREE THROWS-ATT	129-182	120-169				
Free throw pct	.709	.710				
F-Throws made per game	18.4	17.1				
REBOUNDS	255	250				
Rebounds per game	36.4	35.7				
Rebounding margin	+0.7	-				
ASSISTS	99	94				
Assists per game	14.1	13.4				
TURNOVERS	101	104				
Turnovers per game	14.4	14.9				
Turnover margin	+0.4	-				
Assist/turnover ratio	1.0	0.9				
STEALS	54	49				
Steals per game	7.7	7.0				
BLOCKS	30	26				
Blocks per game	4.3	3.7				
ATTENDANCE	41108	44725				
Home games-Avg/Game	3-13703	4-11181				
Neutral site-Avg/Game	-	0-0				

Score by Periods	1st	2nd	OT	Totals
Villanova	243	261	13	517
Opponents	245	235	9	489

THE STAT CREW SYSTEM
Villanova Season Schedule/Results & Leaders (as of Jan 28, 2009)
All games

RECORD:	OVERALL	HOME	AWAY	NEUTRAL
ALL GAMES	16-4	10-1	4-2	2-1
CONFERENCE	4-3	2-1	2-2	0-0
NON-CONFERENCE	12-1	8-0	2-0	2-1

Date	Opponent	Score	Att.	High Points	High Rebounds
11/14/08	ALBANY	W 78-60	6500	(13)REYNOLDS, Scottie (13)STOKES, Corey (13)CUNNINGHAM, Dante	(6)CUNNINGHAM, Dante
11/17/08	FORDHAM	W 107-68	6500	(31)CUNNINGHAM, Dante	(11)CUNNINGHAM, Dante
11/19/08	NIAGARA	W 77-62	6500	(19)REYNOLDS, Scottie	(7)PENA, Antonio
11/25/08	MONMOUTH	W 71-48	6500	(19)CUNNINGHAM, Dante	(7)CUNNINGHAM, Dante (7)STOKES, Corey
11/28/08	vs Towson	W 64-47	4713	(14)REYNOLDS, Scottie	(7)PENA, Antonio (7)CUNNINGHAM, Dante
11/29/08	vs Rhode Island	W 78-65	6101	(19)CUNNINGHAM, Dante	(12)CUNNINGHAM, Dante (12)REDDING, Reggie
12/02/08	at Penn	W 69-47	5328	(20)CUNNINGHAM, Dante	(11)CUNNINGHAM, Dante
12/04/08	HOUSTON BAPTIST	W 93-57	6500	(23)REYNOLDS, Scottie	(7)CUNNINGHAM, Dante
12/9/08	vs Texas	58-67 L	14675	(23)CUNNINGHAM, Dante	(12)CUNNINGHAM, Dante
12/11/08	SAINT JOSEPH'S	W 59-56	6500	(18)REYNOLDS, Scottie	(8)PENA, Antonio
12/14/08	at La Salle	W 70-59	4000	(18)STOKES, Corey	(7)CLARK, Shane
12/22/08	NAVY	W 78-68	6500	(24)CUNNINGHAM, Dante	(12)PENA, Antonio
12/29/08	TEMPLE	W 62-45	6500	(23)FISHER, Corey	(9)PENA, Antonio
01/01/09	*at Marquette	72-79 L	16446	(21)FISHER, Corey	(8)CUNNINGHAM, Dante
01/06/09	*at Seton Hall	WOT 89-85	8649	(40)REYNOLDS, Scottie	(15)ANDERSON, Dwayne
01/10/09	*#23 LOUISVILLE	60-61 L	17117	(21)CUNNINGHAM, Dante	(8)PENA, Antonio
01/18/09	*ST. JOHN'S	W 76-57	6500	(17)CUNNINGHAM, Dante	(9)PENA, Antonio
01/21/09	*at #3 Connecticut	83-89 L	15385	(15)ANDERSON, Dwayne	(8)PENA, Antonio (8)ANDERSON, Dwayne
01/24/09	*at USF	W 70-61	4245	(14)CUNNINGHAM, Dante	(11)ANDERSON, Dwayne
01/28/09	*#3 PITTSBURGH	W 67-57	17491	(18)REDDING, Reggie	(7)CLARK, Shane (7)REDDING, Reggie

* - Conference game

Attendance Summary	Games	Attend	Avg/Game
Home	11	93108	8464
Away	6	54053	9009
Neutral	3	25489	8496
Total	20	172650	8632

THE STAT CREW SYSTEM
Villanova Combined Team Statistics (as of Jan 28, 2009)
All games

RECORD:	OVERALL	HOME	AWAY	NEUTRAL
ALL GAMES	16-4	10-1	4-2	2-1
CONFERENCE	4-3	2-1	2-2	0-0
NON-CONFERENCE	12-1	8-0	2-0	2-1

#	Player	gp-gs	min	avg	Total		3-Point		F-Throw		Rebounds				pf	dq	a	to	blk	stl	pts	avg
					fg-fga	pct	3fg-fga	pct	ft-fta	pct	off	def	tot	avg								
33	CUNNINGHAM, Dant	20-20	626	31.3	132-245	.539	0-2	.000	66-92	.717	48	93	141	7.1	46	3	19	31	28	33	330	16.5
01	REYNOLDS, Scottie	20-20	629	31.5	83-210	.395	40-108	.370	84-99	.848	9	46	55	2.8	47	2	83	49	3	28	290	14.5
10	FISHER, Corey	20-12	497	24.9	63-151	.417	13-42	.310	59-80	.738	11	33	44	2.2	49	1	54	44	0	26	198	9.9
24	STOKES, Corey	20-13	491	24.6	61-142	.430	44-98	.449	31-37	.838	11	52	63	3.2	37	0	21	20	4	16	197	9.9
00	PENA, Antonio	20-20	489	24.5	51-101	.505	0-1	.000	45-70	.643	41	78	119	6.0	50	3	34	32	13	8	147	7.4
15	REDDING, Reggie	20-5	530	26.5	49-123	.398	12-40	.300	35-48	.729	30	65	95	4.8	54	1	50	35	5	20	145	7.3
22	ANDERSON, Dwayne	13-10	320	24.6	29-66	.439	9-31	.290	15-18	.833	28	42	70	5.4	31	0	17	15	7	15	82	6.3
20	CLARK, Shane	18-0	319	17.7	27-58	.466	6-20	.300	12-21	.571	25	37	62	3.4	43	1	16	16	3	9	72	4.0
05	DRUMMOND, Casiem	2-0	19	9.5	1-1	1.000	0-0	.000	2-2	1.000	1	4	5	2.5	5	0	0	1	1	0	4	2.0
42	TCHUISI, Frank	12-0	68	5.7	5-14	.357	0-0	.000	6-11	.545	4	10	14	1.2	11	0	1	4	1	0	16	1.3
04	COLENDIA, Jason	11-0	21	1.9	0-1	.000	0-0	.000	0-0	.000	0	3	3	0.3	0	0	1	1	0	0	0	0.0
23	WOOTEN, Russell	8-0	16	2.0	0-0	.000	0-0	.000	0-0	.000	2	0	2	0.3	3	0	0	0	0	0	0	0.0
Total.....		20	4025		501-1112	.451	124-342	.363	355-478	.743	237	505	742	37.1	378	11	296	254	65	155	1481	74.1
Opponents.....		20	4026		420-1078	.390	127-400	.318	271-405	.669	211	437	648	32.4	401	-	247	302	63	119	1238	61.9

TEAM STATISTICS	VU	OPP	Date	Opponent	Score	Att.
SCORING	1481	1238	11/14/08	ALBANY	w 60-78	6500
Points per game	74.1	61.9	11/17/08	FORDHAM	w 68-107	6500
Scoring margin	+12.2	-	11/19/08	NIAGARA	w 62-77	6500
FIELD GOALS-ATT	501-1112	420-1078	11/25/08	MONMOUTH	w 48-71	6500
Field goal pct	.451	.390	11/28/08	vs Towson	w 47-64	4713
3 POINT FG-ATT	124-342	127-400	11/29/08	vs Rhode Island	w 65-78	6101
3-point FG pct	.363	.318	12/02/08	at Penn	w 69-47	5328
3-pt FG made per game	6.2	6.4	12/04/08	HOUSTON BAPTIST	w 57-93	6500
FREE THROWS-ATT	355-478	271-405	12/09/08	vs Texas	L 67-58	14675
Free throw pct	.743	.669	12/11/08	SAINT JOSEPH'S	w 56-59	6500
F-Throws made per game	17.8	13.6	12/14/08	at La Salle	w 70-59	4000
REBOUNDS	742	648	12/22/08	NAVY	w 68-78	6500
Rebounds per game	37.1	32.4	12/29/08	TEMPLE	w 45-62	6500
Rebounding margin	+4.7	-	* 01/01/09	at Marquette	L 72-79	16446
ASSISTS	296	247	* 01/06/09	at Seton Hall	Wot 89-85	8649
Assists per game	14.8	12.4	* 01/10/09	#23 LOUISVILLE	L 61-60	17117
TURNOVERS	254	302	* 01/18/09	ST. JOHN'S	w 57-76	6500
Turnovers per game	12.7	15.1	* 01/21/09	at #3 Connecticut	L 83-89	15385
Turnover margin	+2.4	-	* 01/24/09	at USF	w 70-61	4245
Assist/turnover ratio	1.2	0.8	* 01/28/09	#3 PITTSBURGH	w 57-67	17491
STEALS	155	119	* - Conference game			
Steals per game	7.8	6.0				
BLOCKS	65	63				
Blocks per game	3.3	3.2				
ATTENDANCE	93108	79542				
Home games-Avg/Game	11-8464	6-9009				
Neutral site-Avg/Game	-	3-8496				

Score by Periods	1st	2nd	OT	Totals
Villanova	724	744	13	1481
Opponents	603	626	9	1238