



2008-09 MEN'S BASKETBALL GAME NOTES

Villanova (14-4 overall, 2-3 BIG EAST)

vs.

USF (7-11 overall, 2-4 BIG EAST)

Saturday, January 24, 2009 • 12:04 PM

TV: My 17 Radio: ESPN 950



VILLANOVA PROBABLE STARTERS

Pos.	Name	Height/Class/Hometown	PPG	RPG
F	Dwayne Anderson	6-6 / Sr. / Silver Spring, Md.	6.2	5.0
F	Antonio Pena	6-8 / So. / Brooklyn, N.Y.	7.7	6.5
F	Dante Cunningham	6-8 / Sr. / Silver Spring, Md.	16.7	7.1
G	Scottie Reynolds	6-2 / Jr. / Herndon, Va.	15.2	2.9
G	Reggie Redding	6-5 / Jr. / Philadelphia, Pa.	6.4	4.6

OFF THE BENCH

Pos.	Name	Height/Class/Hometown	PPG	RPG
G	Corey Stokes	6-5 / So. / Bayonne, N.J.	10.1	3.2
G	Corey Fisher	6-1 / So. / Bronx, N.Y.	9.9	2.2
F	Shane Clark	6-7 / Sr. / Philadelphia, Pa.	4.2	2.9
F	Frank Tchuisi	6-8 / Sr. / Douala, Cameroon	1.5	1.3
G	Jason Colenda	6-0 / Jr. / Fairfax, Va.	0.0	0.3
F	Russell Wooten	6-4 / Jr. / Chula Vista, Calif.	0.0	0.3
F/C	Maurice Sutton	6-11 / Fr. / Upper Marlboro, Md.		

Head Coach: Jay Wright (284-172 lifetime, 162-87 at Villanova)

TOP STORIES

- Senior swingman Dwayne Anderson recorded a season-high 15 points to go with eight rebounds in Villanova's 89-83 loss at No. 3 Connecticut on Wednesday night at the XL Center. After scoring 30 points in his first seven games this season following his return from a stress reaction in his left foot, the 6-6 senior has picked up steam of late, scoring 38 points in his last four outings. In that run of BIG EAST games he has averaged 9.3 points and 7.5 rebounds per contest.
- Villanova enters action today ranked No. 21 in the nation in the ESPN/USA Today Coaches poll and No. 20 in the Associated Press poll. The Wildcats have been ranked in the top 25 each week thus far in 2008-09 and have spent 21 of the last 31 weeks included in the Associated Press top 25 dating back to last season.

• This is Villanova's second visit to the Sun Dome. The Wildcats pulled out a 49-46 victory here over the Bulls exactly three years ago to the day - January 24, 2006.

• There will be a heavy dose of nostalgia in the air when the Wildcats make their final appearance at the Wachovia Spectrum on Wednesday night against Pittsburgh (7:00 p.m./ESPNU and ESPN 950 Radio). This will be the final college basketball game played in the Spectrum, which is set to be taken down later this year.

2008-09 SCHEDULE AND RESULTS

Date	Opponent	Result	Score	Record	Big East
Nov. 14	ALBANY	W	78-60	1-0	0-0
Nov. 17	FORDHAM	W	107-68	2-0	0-0
Nov. 19	NIAGARA (#)	W	77-62	3-0	0-0
Nov. 25	MONMOUTH (#)	W	71-48	4-0	0-0
Nov. 28	vs. Towson (#)	W	64-47	5-0	0-0
Nov. 29	vs. Rhode Island (#)	W	78-65	6-0	0-0
Dec. 2	@ Penn (B5)	W	69-47	7-0	0-0
Dec. 4	HOUSTON BAPTIST	W	93-57	8-0	0-0
Dec. 9	vs. No. 6 Texas (%)	L	58-67	8-1	0-0
Dec. 11	SAINT JOSEPH'S (B5)	W	59-56	9-1	0-0
Dec. 14	@ La Salle (B5)	W	70-59	10-1	0-0
Dec. 22	NAVY	W	78-68	11-1	0-0
Dec. 29	TEMPLE (B5)	W	62-45	12-1	0-0
Jan. 1	@ No. 25 Marquette (*)	L	72-79	12-2	0-1
Jan. 6	@ Seton Hall (*)	W/OT	89-85	13-2	1-1
Jan. 10	No. 23 LOUISVILLE (*) (WC)	L	60-61	13-3	1-2
Jan. 18	ST. JOHN'S (*)	W	76-57	14-3	2-2
Jan. 21	@ No. 3 Connecticut (*)	L	83-89	14-4	2-3
Jan. 24	@ USF (*)	Noon	WPHL		
Jan. 28	PITTSBURGH (*) (WS)	7:00 PM	ESPN		
Feb. 1	CINCINNATI (*)	Noon	WPHL		
Feb. 4	@ Providence (*)	8:00 PM	WPHL		
Feb. 7	SYRACUSE (*) (WC)	Noon	ESPN		
Feb. 10	MARQUETTE (*)	7:30 PM	ESPN2		
Feb. 13	@ West Virginia (*)	9:00 PM	ESPN		
Feb. 19	RUTGERS (*)	9:00 PM	ESPN or ESPN2		
Feb. 22	@ Syracuse (*)	1:00 PM	CBS		
Feb. 25	@ DePaul (*)	8:00 PM	WPHL		
Feb. 28	GEORGETOWN (*) (WC)	Noon	ESPN		
Mar. 2	@ Notre Dame (*)	7:00 PM	ESPN		
Mar. 5	PROVIDENCE (*)	7:00 PM	ESPN or ESPN2		
Mar. 10-14	BIG EAST Championship (^)		ESPN/ESPN2		

All times listed are Eastern time and subject to change without notice
 Home games, unless noted, denoted in **bold** and played at The Pavilion
 WC: denotes games played at the Wachovia Center
 WS: denotes game played at the Wachovia Spectrum
 B5: denotes a Philadelphia Big Five contest
 #: denotes Philly Hoop Group Classic (11/28 and 11/29 at The Palestra)
 %: denotes Jimmy V Classic (at Madison Square Garden)
 ^: denotes the BIG EAST Championship (at Madison Square Garden)

MEDIA INFORMATION

Interview Requests:

All interview requests should be addressed to Mike Sheridan, Director of Media Relations at (610) 519-4145.

Follow Villanova Basketball on the Web:

Follow the Villanova men's basketball team on the web at: www.villanova.com

Villanova Media Relations Information:

Phone- (610) 519-4120; Fax- (610) 519-7323
 Email- michael.sheridan@villanova.edu



2008-09 MEN'S BASKETBALL GAME NOTES

An XL Battle

Although the pace was a little more frenzied than in the recent past, Wednesday night's match with No. 3 Connecticut at Hartford's XL Center typified the recent meetings between the 'Cats and Huskies. The two teams went back and forth for the entire night, with the Huskies ultimately holding off Villanova, 89-83.

"When you play these guys on the road, with as well as they're playing right now, you have to play almost a perfect game to beat them," stated VU coach Jay Wright. "We weren't really near that."

The first half was an up-and-down affair with both teams making a variety of shots. The period ended with a 48-48 draw. VU connected on .563 of its field goal attempts and the Huskies .485 of theirs.

The pace wasn't quite as frantic in the second half. After a Reggie Redding jumper gave VU a 59-56 lead with 15:27 left, UConn went on a 10-0 run to claim the lead. The Huskies expanded their margin to 75-64 with 7:42 left before the Wildcats came charging back.

A Scottie Reynolds triple drew VU within 84-81 with 28 seconds left. But that was as close as the 'Cats would get on this night.

"It truly is a great team win," stated UConn coach Jim Calhoun.

"About three or four years ago, when they got some really bad injuries, they went small and tough. And that toughness hasn't left them. They're as tough a team, physically, as you'll play. If there's a loose ball, there are going to be three Villanova kids running at you to get that ball."

Reynolds Wrap

Offensive fireworks have been a Scottie Reynolds trademark since he came to Villanova in 2007. But for much of the season to this point his contributions have come in a wide range of areas that haven't always included points.

Against Connecticut, the 6-2 product of Herndon, Va., helped Villanova make its late charge. His 3-point field goal drew VU within three points with 28 seconds left and he ended the evening with 14 points and five assists in 32 minutes of activity.

On the season Reynolds is 37-of-97 (.381) from beyond the 3-point arc and averages 15.2ppg. Though his scoring is down slightly this season from a season ago, he did drain 40 points in an 89-85 victory over Seton Hall earlier this month.

Reynolds is most effective when he is getting to the free throw line. On the season he is 78-of-91 (.857) from the charity stripe and was 5-of-6 from there on Wednesday night.

In 86 career games, Reynolds has attempted four or more free throws 59 times. In those games, Villanova is 42-17 (.712).

Midway through his third college season, Reynolds has scored 1,315 points - an average of 15.3 per game. He moved past four Wildcats on Wednesday night (Mike Nardi, Stewart Granger, Reggie Robinson, and Greg Woodard) into 30th place all-time. He trails former 'Cat guard Kenny Wilson in 29th place by 75 points.

Reynolds is moving up the charts in other career categories as well. He now has 314 assists (18th all-time) and 123 steals, which place him 20th all-time at VU.

Dante's Inferno

Perhaps the most significant Villanova story line in 2008-09 has been the transformation of senior forward Dante Cunningham from reliable contributor to an offensive force.

"Dante has developed into a confident scorer," said Wright.

Already this season the 6-8 product of Silver Spring, Md., has twice been named to the BIG EAST Honor Roll and was most valuable player of the Philly Hoop Group Classic. He has reached double figures in scoring in 19 of his last 21 games dating to last season.

Fouls limited Cunningham to a season-low 14 minutes on Wednesday night. Those are the fewest minutes he has logged in 86 games, dating back to the final game of his freshman season of 2005-06, when he played 10 minutes in VU's loss to eventual NCAA champion Florida in the Elite Eight in Minneapolis.

In his first three seasons, Cunningham averaged 7.1 points and 5.3 rebounds per game while attempting 7.5 shots per game. This year those numbers are 16.7 points, 7.1 rebounds and 12.4 shots per outing. He has attempted 223 field goals this season after attempting 261 during all of 2007-08.

What's more, he is converting those attempts at a .538 pace.

Cunningham also leads the 'Cats in rebounding with 128. He now has 660 career caroms. He is presently in 23rd place all-time and is 18 shy of Lance Miller in 22nd place.

Already this season the native of Silver Spring, Md., has recorded six double-doubles and has 11 for his career.

Villanova 2008-09 Roster

No.	Name	Pos.	Ht.	Wt.	Year	Hometown/High School/Previous School
0	Antonio Pena	F	6-8	235	So.	Brooklyn, N.Y./St. Thomas More
1	Scottie Reynolds	G	6-2	195	Jr.	Herndon, Va./Herndon
4	Jason Colenda	G	6-0	205	Jr.	Fairfax, Va./Bishop O'Connell
10	Corey Fisher	G	6-1	185	So.	Bronx, N.Y./St. Patrick's (N.J.)
15	Reggie Redding	G	6-5	205	Jr.	Philadelphia, Pa./St. Joseph's Prep
20	Shane Clark	F	6-7	205	Sr.	Philadelphia, Pa./Hargrave Military Academy
21	Maurice Sutton	F/C	6-11	215	Fr.	Upper Marlboro, Md./Largo
22	Dwayne Anderson	G/F	6-6	215	Sr.	Silver Spring, Md./St. Thomas More
23	Russell Wooten	F	6-4	210	Jr.	Chula Vista, Calif./St. Augustine
24	Corey Stokes	G	6-5	195	So.	Bayonne, N.J./St. Benedict's
31	Taylor King	F	6-6	230	R-Fr.	Huntington Beach, Calif./Santa Ana Mater Dei/Duke
33	Dante Cunningham	F	6-8	230	Sr.	Silver Spring, Md./Potomac
42	Frank Tchuisi	F	6-8	215	Sr.	Douala, Cameroon/St. Benedict's

Head Coach: Jay Wright (Bucknell '83)

Associate Head Coach: Patrick Chambers

Assistant Coaches: Jason Donnelly, Doug West

Manager of Basketball Operations: Keith Urgo

Athletic Trainer: Jeff Pierce



2008-09 MEN'S BASKETBALL GAME NOTES

Eye on Defense

In the non-conference portion of its schedule, Villanova's defense was outstanding as the Wildcats rolled to 12 victories in 13 outings. VU held the opposition to 59 points or less seven times in that stretch. The Wildcats limited opponents to 57.6 ppg.

The Wildcats have been much more effective defensively at home than on the road in the early stages of BIG EAST play. On its home floor, VU has surrendered 118 points against Louisville and St. John's (59 ppg). But in three road contests - at Marquette, Seton Hall, and Connecticut - VU has allowed 84.3 ppg.

Did You Know?

Villanova's four losses this season have come to teams ranked in the top 15 of this week's polls - Connecticut, Marquette, Louisville, and Texas.

Antonio's Place

In an understated way, sophomore forward Antonio Pena has recently begun to assert himself inside. He has contributed 39 points and 25 rebounds in the Wildcats last three outings, an average of 13.0 points and 8.3 rebounds per game.

With the development of Cunningham on the interior, Pena has assumed many of the less glamorous duties that have belonged to his teammate in recent seasons and Will Sheridan before him.

The native of Brooklyn, N.Y., is 48-of-91 (.527) from the field thus far in 2008-09. He averages 7.7 points and 6.5 rebounds per outing.

Noting Stokes

When sophomore Corey Stokes is in the offensive flow that's usually good news for Villanova. Last season the Wildcats were 6-2 (.750) when the 6-5 guard from Bayonne, N.J. reached double figures in points.

This year, VU is 7-3 (.700) when Stokes reaches double digits in points. That's a two-season mark of 13-5 (.722).

Stokes scored 12 points in Wednesday's game at Connecticut.

AP Top 25 (Jan. 19)	ESPN/USA Today Poll (Jan. 19)
1. Wake Forest	1. Wake Forest
2. Duke	2. Duke
3. Connecticut	3. Connecticut
4. Pittsburgh	4. Pittsburgh
5. North Carolina	5. Oklahoma
6. Oklahoma	6. North Carolina
7. Michigan State	7. Michigan State
8. Syracuse	8. Syracuse
9. Louisville	9. Clemson
10. Clemson	10. Marquette
11. Marquette	11. UCLA
12. Georgetown	12. Louisville
13. UCLA	13. Xavier
14. Texas	14. Georgetown
15. Xavier	15. Texas
16. Butler	16. Arizona State
17. Arizona State	17. Butler
18. Purdue	18. Purdue
19. Notre Dame	19. Notre Dame
20. Villanova	20. Minnesota
21. Minnesota	21. Villanova
22. Memphis	22. Saint Mary's
23. Gonzaga	23. Baylor
24. Florida	24. Illinois
25. Illinois	25. Memphis

Series Stuff

Villanova at USF

Saturday, Jan. 24, 2009 ~ 12:04 PM (Sun Dome)

My 17 TV (Mike Gleason & Mike Kelley)

ESPN 950 Radio (Ryan Fannon & Whitey Rigsby)

All-Time: VU leads 2-0

Last Meeting: VU 72, USF 59 (Mar. 5, 2008)

Jay Wright vs. USF: 2-0

Notes: The Wildcats escaped with a 49-46 victory on Jan. 24, 2006 ... Shane Clark had two points and five rebounds in 19 minutes of that contest as the 'Cats played without All-American guard Allan Ray ... Clark also came through with 15 points in last season's meeting at the Pavilion to help offset a 29-point outburst from Dominique Jones ... The 'Cats most recent visit to Tampa came last March when they defeated Clemson and Siena to advance to the Sweet 16 of the NCAA Tournament.

Pittsburgh at Villanova

Wednesday, January 28, 2009 ~ 7:02 p.m. (Spectrum)

ESPNU TV (Dan McLaughlin & Mike Kelley)

ESPN 950 Radio (Ryan Fannon & Whitey Rigsby)

All-time: VU leads 30-27

Last Meeting: Pitt 69, VU 57 (Jan. 30, 2008)

Last VU Victory: VU 64- Pitt 63 (Jan. 4, 2008)

Jay Wright vs. Pitt: 3-6

Notes: These two squads split a pair of decisions in 2007-08, with each team winning on its home court ... The Wildcats got a pair of free throws from Dante Cunningham to cap a rally for a 64-63 triumph at the Pavilion ... This will mark the final college basketball game to be hosted at the Wachovia Spectrum ... Villanova first played in the Spectrum during the 1967-68 season at the Quaker Classic and began hosting games there in 1975-76. It is 27-23 all-time as host (.540), 3-3 (.500) in neutral court settings and 0-2 as a visitor for a total record of 30-28 (.517).

Cincinnati at Villanova

Sunday, February 1, 2009 ~ 12:04 PM (The Pavilion)

My 17 (Don Criqui & Bob Wenzel)

ESPN 950 Radio (Ryan Fannon & Whitey Rigsby)

All-time: VU leads 3-1

Last Meeting: UC 69, VU 66 (Jan. 12, 2008)

Last VU Victory: VU 64, UC 48 (Feb. 14, 2007)

Jay Wright vs. UC: 2-1

Notes: Scottie Reynolds scored 32 points in last year's meeting.

Tales from Deep

When Villanova's offense is in high gear, the 3-point shot is usually a large part of the equation. The Wildcats were 7-of-18 (.389) from beyond the arc at Connecticut. On the season VU is 113-of-311 (.363) and averages 6.3 made 3-pointers per outing.

In its four losses this season the Wildcats have largely been held in check from deep. In those four games they are 19-of-64 (.297) as opposed to 94-of-247 (.381) in their 14 wins.

When Villanova converts five or more 3-point field goals in a game this season it is 13-2 (.867). It is 32-9 (.780) when making five or more triples since the start of 2007-08.

VU is also 80-13 (.860) when scoring 70 or more points in a game since the start of the 2004-05 season.



2008-09 MEN'S BASKETBALL GAME NOTES

'Cats Sign Trio of Standouts

A trio of nationally prominent seniors have inked national letters of intent to attend Villanova University in the fall of 2009, it was announced today. The group includes forward Isaiah Armwood from Montrose Christian Academy (Rockville, Md.); guard Maalik Wayns of Philadelphia's Roman Catholic High School and power forward Mouphtaou Yarou, a native of Benin in the republic of West Africa who also attends Montrose Christian Academy.

ESPN.com ranks the class as No. 2 in the nation.

"We are as excited about this class as any we have brought to Villanova," stated head coach Jay Wright. "This group offers us a unique combination of frontcourt and backcourt talent with exceptional skill and incredible character. The loyalty each of these young men has shown to our program through this process is heartwarming to all of us in the Villanova Basketball Family."

Armwood, 6-8, is a versatile forward who has been a fixture for national prep powerhouse Montrose Christian Academy. He averaged 12 points and eight rebounds as a junior before being sidelined by a left knee injury. It is expected that he will be a key performer in his final prep season for Montrose. He is listed as the No. 35 ranked prospect on ESPNU's Top 100 list.

"Isaiah is an athletically gifted wing player who has played four years for coach Stu Vetter at Montrose Christian Academy," stated Wright. "He has been well-schooled in the fundamentals. We expect him to make an immediate impact at Villanova with his quickness and athleticism."

Wayns is a 6-1 guard who averaged 22.4 points, 5.1 assists and 4.8 rebounds per game as a junior at Roman Catholic High School. Last summer, he represented the United States as a member of USA Basketball's 18-and-under team that competed in Argentina. He is ranked by espn.com as the No. 22 senior in the country.

"Maalik Wayns is the leader of this class," said Wright. "He was the first one of this group to commit to us and he encouraged his friends Isaiah and Mough (Yarou) to join him at Villanova. Maalik will be the next in the line of great Villanova guards. We're so proud to have another Roman Catholic Cahillite with us on the Villanova campus."

Rounding out the group of fall signees is Yarou, a 6-9 power forward

who in a short period of time in the United States has emerged as one of the nation's most coveted big men - the No. 27 rated senior prospect in the nation according to espn.com. He enjoyed a breakthrough summer on the AAU circuit and will play this season for Vetter at Montrose Christian Academy.

"Mough' is as skilled a power forward as any frontcourt recruit we have had at Villanova," Wright stated. "He is very intelligent, extremely hard working and will be playing for a legendary coach this season in Stu Vetter at Montrose Christian Academy. Mough will make an immediate impact on our team with his rebounding and shot blocking ability."

Philadelphia Big Five

Villanova wrapped up the Philadelphia Big Five City Series coronw with a 62-45 victory over Temple on Dec. 29. The Wildcats were 4-0 against local rivals Penn, Saint Joseph's, La Salle and Temple and have taken 18 of their last 19 in City Series action. Since Jay Wright was named head coach in 2001, Villanova is 25-7 (.781) against its Big Five rivals and picked up its third 4-0 City Series slate in the last four seasons and seventh all-time.

Happy at Home

Villanova will play home games at three sites in 2008-09: the Pavilion, Wachovia Center and Wachovia Spectrum.

The Wildcats have played before a sellout crowd of 6,500 at the Pavilion for 91 consecutive regular season games. They now own a 24-game winning streak at the Pavilion dating to January of 2007.

Villanova is 47-4 (.922) in the building on Ithan Avenue since 2005. It is now 208-54 (.794) all-time in the Pavilion. Since the start of the 1994-95 season, VU is 146-22 (.869) in the Pavilion. The 'Cats are 76-12 (.864) in Pavilion home games under Jay Wright.

The Wildcats dropped their first of three games at the Wachovia Center to Louisville on Jan. 10 by the score of 61-60. VU then returns to the Center on Feb. 7 against Syracuse and Feb. 28 when it welcomes Georgetown to the building. Villanova has averaged better than 18,000 in attendance in its Center games since 2005.

VU hosts Villanova hosts Pitt at the Spectrum Jan. 28. The battle with the Panthers will be the final college basketball game in the 41-year old arena. Tickets are available at comcastix.com.

The Last Time it Happened. . .

	<u>By Villanova</u>	<u>By Opponent</u>
Team Scored 100 points	107, vs. Fordham (Nov. 17, 2008)	Providence, 100 (Feb. 11, 2004)
Team Scored 90 points	99, vs. Penn (Dec. 2, 2006)	Notre Dame, 90 (Jan. 26, 2008)
Team Scored 80 points	89, vs. Seton Hall (Jan. 6, 2009)	Connecticut, 89 (Jan. 21, 2009)
30-point win	93-57, vs. Houston Baptist (Dec. 4, 2008)	Kentucky, 93-56 (Feb. 9, 1997)
20-point win	71-48, vs. Monmouth (Nov. 25, 2008)	Saint Joseph's, 77-55 (Feb. 4, 2008)
50 percent shooting	.564, vs. Houston Baptist (Dec. 4, 2008)	Kansas, .533 (March 28, 2008)
5 players in double figures	vs. UConn (Jan. 21, 2000)	DePaul, (Jan. 3, 2008)
4 players in double figures	vs. St. John's, (Jan. 18, 2009)	UConn (Jan. 21, 2009)
Overtime victory	89-85, vs. Seton Hall (Jan. 6, 2009)	Connecticut, 75-74 (Feb. 28, 2004)
30 points by a player	Scottie Reynolds, 40, vs. Seton Hall (Jan. 6, 2009)	Chris Harris, Navy, 30 (Dec. 22, 2008)
15 rebounds by a player	Dwayne Anderson, 15, vs. Seton Hall (Jan. 6, 2009)	DeJuan Blair, Pitt, 15 (Jan. 6, 2008)
10 assists by a player	Scottie Reynolds, 10, vs. Louisville (Feb. 3, 2007)	Cliff Clinksclaus, DePaul, 11 (Jan. 16, 2007)
Five steals by a player	Dante Cunningham, 5, vs. UConn (Feb. 23, 2008)	Weyinmi Efejuku, Providence, 5 (Mar. 8, 2008)
Five blocks by a player	Jason Fraser, 5, vs. Providence (Jan. 11, 2005)	Darryl Watkins, Syracuse, 5 (Mar. 3, 2007)
Eight turnovers by a player	Scottie Reynolds, 9, vs. Providence (Jan. 23, 2007)	Scoop Jardine, 8, Syracuse (Jan. 19, 2008)
40 minutes by a player	Dante Cunningham, 45, vs. Seton Hall (Jan. 6, 2009)	D.J. Kennedy, 40, St. John's (Jan. 18, 2009)
50 minutes by a player	Kerry Kittles, 55, vs. Old Dominion (March 17, 1995)	Vonteego Cummings, Pitt, 50 (Mar. 4, 1998)
25 turnovers as a team	25 vs. Rutgers (Jan. 18, 2003)	Penn, 27 (Dec. 1, 2007)



2008-09 MEN'S BASKETBALL GAME NOTES

HEAD COACH JAY WRIGHT

The Wright Numbers

Lifetime: 284-172 (.623)
Villanova (2001-present): 162-87 (.650)
Hofstra (1994-2001): 122-85 (.589)
Big East Regular Season: 66-53 (.555)
America East Regular Season: 76-48 (.613)
NCAA Record: 7-6 (.538); six appearances
NIT Record: 4-4 (.500); four appearances
Big East Tournament: 7-7 (.500)

Jay Wright vs. All Opponents

Albany	2-0	Michigan State	1-0
American (PR)	1-0	Middle Tennessee	1-0
Arizona	1-0	Monmouth	3-0
Army	2-0	UMKC	0-1
Belmont	2-0	Navy	2-0
Binghamton	1-0	New Hampshire	10-4
Boston College	4-4	New Mexico	1-0
Boston University	7-7	New Mexico St.	0-1
Bucknell	5-0	Niagara	1-0
California	0-1	North Carolina	0-1
Chaminade	0-1	North Carolina State	0-1
Cincinnati	2-1	Northeastern	11-5
Clemson	1-0	Northern Ill.	1-0
Colgate	2-1	Northwood	1-0
Coll. of Charleston	1-1	Notre Dame	4-5
Colorado	0-1	Ohio State	0-1
Colgate	2-0	Oklahoma	2-0
Columbia	2-0	Oklahoma State	0-1
Connecticut	4-8	Penn	7-3
Cornell	1-0	Penn State	0-1
Dartmouth	1-0	Pittsburgh	3-6
Dayton	1-1	Providence	7-4
Delaware	8-10	Redlands	1-0
Delaware State	1-0	Rhode Island	1-0
DePaul	3-2	Rider	2-0
Drexel	10-10	Rutgers	7-4
Eastern Washington	1-0	St. John's	7-6
Fairfield	0-1	Saint Joseph's	5-3
Florida	1-0	Santa Clara	1-0
Florida Atlantic	3-0	Seton Hall	7-2
Florida Int.	2-0	Siena	1-1
Fordham	5-1	Southern Miss	0-1
George Mason	1-0	SW Texas St.	0-1
Georgetown	5-6	Stony Brook	10-0
Georgia Tech	1-1	Syracuse	7-4
Grambling	1-0	Temple	7-2
Hartford	11-4	Texas	1-2
Hawaii-Pacific	1-0	Towson	12-1
Houston Baptist	1-0	UCLA	1-1
Iona	2-2	UMBC	2-0
Iowa	1-0	UNCG	1-0
Kansas	1-2	UCF	1-0
Kentucky	0-1	USF	2-0
Lafayette	1-0	Vanderbilt	0-1
La Salle	7-1	Vermont	8-8
Lehigh	1-1	Villanova	0-2
Longwood	1-0	Virginia	1-0
Louisiana Tech	1-0	VMI	1-0
Louisville	3-3	Virginia Tech	4-1
Loyola Mary.	1-0	West Virginia	3-5
LSU	1-0	Wichita State	1-0
Maine	10-4	Xavier	0-2
Manhattan	2-3	Yale	0-1
Marquette	1-4	Youngstown St.	2-0
Maryland	0-1		
Memphis	0-2		
Miami	3-3		

Jay Wright Year-by-Year

<u>Year</u>	<u>Institution</u>	<u>Record</u>	<u>Postseason</u>
1994-95	Hofstra University	10-18	None
1995-96	Hofstra University	9-18	None
1996-97	Hofstra University	12-15	None
1997-98	Hofstra University	19-12	None
1998-99	Hofstra University	22-10	NIT
1999-00	Hofstra University	24-7	NCAA
2000-01	Hofstra University	26-5	NCAA
2001-02	Villanova University	19-13	NIT
2002-03	Villanova University	15-16	NIT
2003-04	Villanova University	18-17	NIT
2004-05	Villanova University	24-8	NCAA
2005-06	Villanova University	28-5	NCAA
2006-07	Villanova University	22-11	NCAA
2007-08	Villanova University	22-13	NCAA
2008-09	Villanova University	14-4	
Totals		284-172	

Biographical Information

Date of Birth: Dec. 24, 1961
Education: Council Rock High School (1979); Bucknell University (1983)
Assistant Coaching Experience: University of Rochester (1984-86); Drexel University (1986-87); Villanova University (1987-92); UNLV (1992-94)
Head Coaching Experience: Hofstra (1994-2001); Villanova (2001-present)

Wright Stuff

Six men who have served on Jay Wright's staff have moved on to either college head coaching or NBA staff positions in recent years.

- **Tom Pecora** (Hofstra): Pecora served on Wright's staff for seven years in Hempstead, N.Y., and assumed command when Wright came to Villanova in 2001.

- **Joe Jones** (Columbia): Jones worked for Wright at Hofstra and again at Villanova. He is now in his sixth season in the Ivy League.

- **Billy Lange** (Navy): Lange served three seasons on Wright's staff at Villanova and was hired in Annapolis in March, 2004.

- **Fred Hill** (Rutgers): The former VU Associate Head Coach is in his third season as the head coach of the Scarlet Knights.

- **Ed Pinckney** (Minnesota Timberwolves): Pinckney spent four seasons on Jay Wright's staff at Villanova and is now in his second season as an assistant coach with the Minnesota Timberwolves.

- **Brett Gunning** (Houston Rockets): An assistant and associate head coach to Jay Wright at both Hofstra and Villanova, Brett Gunning is in his first season as the director of player development for the Rockets.



2008-09 MEN'S BASKETBALL GAME NOTES

Villanova Individual Season Highs

POINTS:	Reynolds	40	(vs. Seton Hall, Jan. 6)
	Cunningham	31	(vs. Fordham, Nov. 14)
	Cunningham	24	(vs. Navy, Dec. 22)
FIELD GOALS	Cunningham	11	(vs. Fordham, Nov. 14)
	Cunningham	11	(vs. Navy, Dec. 22)
	Reynolds	10	(vs. Seton Hall, Jan. 6)
	Cunningham	9	(vs. Monmouth, Nov. 25)
	Cunningham	9	(vs. Texas, Dec. 9)
	Cunningham	9	(vs. Louisville, Jan. 10)
FG ATTEMPTS	Cunningham	19	(vs. Louisville, Jan. 10)
	Cunningham	18	(vs. Navy, Dec. 22)
FG PCT.	Fisher	.875 (7-8)	(vs. Temple, Dec. 29)
	Pena	.714 (5-7)	(vs. Albany, Nov. 14)
	Cunningham	.700 (7-10)	(vs. St. John's, Jan. 18)
3-PT. FG	Stokes	6	(vs. HBU, Dec. 4)
	Stokes	5	(vs. Monmouth, Nov. 25)
	Reynolds	5	(vs. Seton Hall, Jan. 6)
3-PT. FG ATT.	Stokes	11	(vs. Monmouth, Nov. 25)
	Stokes	10	(vs. Towson, Nov. 28)
	Stokes	9	(vs. HBU, Dec. 4)
	Reynolds	9	(vs. Navy, Dec. 22)
3-PT. PCT	Fisher	1.000 (4-4)	(vs. Temple, Dec. 29)
	Stokes	1.000 (3-3)	(vs. Fordham, Nov. 14)
	Stokes	.667 (4-6)	(vs. Penn, Dec. 2)
	Stokes	.667 (6-9)	(vs. HBU, Dec. 4)
FREE THROWS	Reynolds	10	(vs. Seton Hall, Jan. 6)
	Cunningham	9	(vs. Fordham, Nov. 14)
	Reynolds	9	(vs. Niagara, Nov. 19)
FT ATTEMPTS	Reynolds	16	(vs. Seton Hall, Jan. 6)
	Pena	14	(vs. Louisville, Jan. 10)
	Cunningham	12	(vs. Fordham, Nov. 14)
	Fisher	11	(vs. Marquette, Jan. 1)
FT PCT. (Min. 3)	Stokes	1.000 (6-6)	(vs. Fordham, Nov. 14)
	Fisher	1.000 (6-6)	(vs. HBU, Dec. 4)
REBOUNDS	Anderson	15	(vs. Seton Hall, Jan. 6)
	Cunningham	12	(vs. URI, Nov. 25)
	Redding	12	(vs. URI, Nov. 25)
	Pena	12	(vs. Navy, Dec. 22)
ASSISTS	Reynolds	7	(vs. Fordham, Nov. 14)
	Reynolds	6	(vs. Fordham, Nov. 14)
	Reynolds	6	(vs. Towson, Nov. 28)
	Reynolds	6	(vs. HBU, St. Jos.)
	Fisher	6	(vs. La Salle, Dec. 14)
	Pena	6	(vs. La Salle, Dec. 14)
TURNOVERS	Reynolds	5	(vs. Niagara, Nov. 19)
	Redding	5	(vs. Towson, Nov. 28)
BLOCKS	Cunningham	4	(vs. La Salle, Dec. 14)
	Cunningham	3	(vs. URI, Nov. 25)
	Cunningham	3	(vs. Penn, Dec. 2)
	Cunningham	3	(vs. UConn, Jan. 21)
	Pena	3	(vs. Navy, Dec. 22)
STEALS	Fisher	4	(vs. Albany, Nov. 14)
	Reynolds	4	(vs. Niagara, Nov. 19)
	Cunningham	4	(vs. HBU, Dec. 4)
	Redding	4	(vs. St. John's, Jan. 18)

Team High & Lows

--Villanova--

POINTS	High	56	(vs. Fordham, Nov. 14)
	Low	22	(vs. Temple, Dec. 29)
POINTS (First Half)	High	51	(vs. Fordham, Nov. 14)
	Low	26	(vs. Monmouth, Nov. 25)
TOTAL POINTS	High	107	(vs. Fordham, Nov. 14)
	Low	58	(vs. Texas, Dec. 9)
FIELD GOALS	High	35	(vs. Fordham, Nov. 14)
	Low	19	(vs. Texas, Dec. 9)
FG ATTEMPTS	High	71	(vs. Seton Hall, Jan. 6)
	Low	48	(vs. Niagara, St. Jos.)
FG PCT.	High	.588	(vs. St. John's, Jan. 18)
	Low	.377	(vs. Louisville, Jan. 10)
3-PT. FG	High	12	(vs. HBU, Dec. 4)
	Low	2	(vs. URI, Louisville)
3-PT. ATT	High	25	(vs. HBU, Dec. 4)
	Low	8	(vs. Louisville, Jan. 10)
3-PT. FG PCT.	High	.500	(vs. Fordham, La Salle)
	Low	.133	(vs. URI, Nov. 25)
FREE THROWS	High	30	(vs. Fordham, Nov. 17)
	Low	8	(vs. LaSalle, Dec. 14)
FT ATTEMPTS	High	38	(vs. Niagara, Nov. 19)
	Low	13	(vs. Monmouth, Nov. 25)
FT PCT.	High	.875	(vs. St. Joseph, Dec. 11)
	Low	.571	(vs. LaSalle, Dec. 14)
REBOUNDS	High	49	(vs. Seton Hall, Jan. 6)
	Low	26	(vs. St. Joseph, Dec. 11)
ASSISTS	High	23	(vs. Fordham, Nov. 14)
	Low	9	(vs. Temple, Dec. 29)
TURNOVERS	High	19	(vs. Texas, Dec. 9)
	Low	8	(vs. LaSalle, Dec. 14)
BLOCKS	High	6	(vs. LaSalle, UConn)
	Low	0	(vs. Niagara, Nov. 19)
STEALS	High	10	(4 times, last vs. S. John)
	Low	4	(vs. Seton Hall, Jan. 6)



2008-09 MEN'S BASKETBALL GAME NOTES

Wildcats' Record When ...

RECORDS

Overall: 14-4
 Home: 9-1
 Away: 3-2
 Neutral: 2-1
 Big East: 2-3
 Non-Conference: 12-1
 Big Five: 4-0
 In Overtime: 1-0
 At the Pavilion: 9-0
 At the Wachovia Center: 0-1
 At the Wachovia Spectrum: 0-0

MONTH BY MONTH

November: 6-0
 December: 6-1
 January: 2-3
 February: 0-0
 March: 0-0

AGAINST THE CONFERENCES

America East: 1-0
 Atlantic 10: 5-0
 Big 12: 0-1
 Big East: 2-3
 Big Ten: 0-0
 Colonial Athletic: 1-0
 Great West: 1-0
 Ivy League: 1-0
 Metro Atlantic Athletic: 1-0
 Northeast: 1-0
 Patriot League: 1-0

Streaks

Current StreakL1
Longest StreakW8
Highest FG Percentage in a Game588
Lowest FG Percentage in a Game377
When Leading at Halftime11-0
When Tied at Halftime0-1
When Trailing at Halftime3-3
In Overtime1-0

Leads and Deficits

Biggest Halftime Lead32
Biggest Halftime Lead Blown
Biggest Halftime Deficit9
Biggest Halftime Deficit Overcome9
Biggest Overall Lead42
Biggest Overall Lead Blown8
Highest Margin of Victory39
Biggest Overall Deficit11
Biggest Overall Deficit Overcome9
Biggest Margin of Defeat9

Point Margins of Victory

1	2	3	4	5	6	7	8	9	10	11	12	13	14	15	16	17	18	19	20+
		1	1						1	1		1		1		2	1	1	4

Point Margins of Defeat

1	2	3	4	5	6	7	8	9	10	11	12	13	14	15	16	17	18	19	20+
1					1	1	1												

Individual Highlights

Games Leading Villanova in Scoring: Cunningham 9, Reynolds 6, Stokes 2, Fisher 2, Anderson 1

Games Leading Villanova in Rebounding: Cunningham 9, Pena 8, Anderson 2, Redding 1, Stokes 1, Clark 1

Games Leading Villanova in Assists: Reynolds 12, Fisher 6, Redding 4, Pena 3, Stokes 1, Anderson 1

Games Leading Villanova in Steals: Cunningham 8, Reynolds 7, Fisher 6, Redding 3, Stokes 3, Anderson 3, Clark 1

Games Leading Villanova in Blocks: Cunningham 13, Pena 7, Anderson 3, Clark 1, Reynolds 1, Drummond 1,

20+ point games: Cunningham 6, Reynolds 3, Fisher 2

Double figure scoring games: Cunningham 16, Reynolds 15, Stokes 10, Fisher 9, Pena 8, Redding 5, Anderson 3, Clark 1

Double figure rebounding games: Cunningham 6, Pena 1, Anderson 1, Redding 1

Record When Scoring

Villanova scores 59 or less:1-1
Villanova scores 60-69 points:2-1
Villanova scores 70-79 points:7-1
Villanova scores 80-89 points:1-1
Villanova scores 90 points or more:2-0

Opponent scores less than 50 points:4-0
Opponent scores 50-59 points:4-0
Opponent scores 60-69 points:5-2
Opponent scores 70-79 points:0-1
Opponent scores 80-89 points:1-1
Opponent scores more than 90 points:0-0

Games decided by five points or less:2-1
Games decided by 6-10 points:1-3
Games decided by 11 points or more:7-0
Games decided by 20 points or more:4-0



Dwayne Anderson (#22)
6-6 • 215
Senior • Guard/Forward
Silver Spring, Md.
St. Thomas More

2008-09 Highlights: Missed six games after being diagnosed with a stress reaction in his left foot, played seven minutes against Penn and then did not appear on Dec. 4 against Houston Baptist ... Scored three points against Penn but did not appear in the second half after experiencing discomfort in the same foot he had injured earlier ... Played 20 minutes in a 67-58 loss to Texas on Dec. 9, scoring four points and collecting nine rebounds... Made his first appearance in the starting lineup in a 59-56 win over Saint Joseph's on Dec. 11, scoring 10 points in 31 minutes ... Came up with a huge effort in Villanova's 89-85 overtime win at Seton Hall on Jan. 6 ... Established a new career-high with 15 rebounds and added nine points in 36 minutes of action against the Pirates ... Notched a season-high 14 points to go with four rebounds and three steals in a 76-59 win over St. John's on Jan. 18 ... Dropped in 15 points to go with eight rebounds, three assists and three steals in an 89-83 loss at Connecticut on Jan. 21.



Shane Clark (#20)
6-7 • 205
Senior • Forward
Philadelphia, Pa.
Hargrave Military Academy

2008-09 Highlights: Underwent arthroscopic surgery on his right knee on Nov. 6 at Bryn Mawr Hospital ... Returned to the lineup in 11 days to play 16 minutes off the bench in a 107-68 victory over Fordham at the Pavilion on Nov. 17 ... Contributed eight points in that outing ... Reached double figures for the first time this season with 10 points on 4-of-4 shooting from the field in a 71-48 win over Monmouth on Nov. 25 ... Contributed eight points and four rebounds in a 78-65 win over Rhode Island on Nov. 29 in the finals of the Philly Hoop Group Classic ... Led the Wildcats with seven rebounds in just 17 minutes of a 70-59 win at La Salle on Dec. 14 ... Added six points against the Explorers too ... Contributed seven points and two rebounds in a 62-45 win over Temple on Dec. 29 ... Departed the game against Louisville on Jan. 10 with just over five minute left and did not return after suffering a left ankle injury ... Returned to action against UConn after missing the St. John's game with a sprained right wrist.

Career Highs

2008-09

Points	18, vs. Iowa (11/20/06)	15 vs. UConn (1/21/09)
Rebounds	15, vs. Seton Hall (1/6/09)	15, vs. Seton Hall (1/6/09)
Assists	4, vs. Providence (3/8/08)	3 vs. UConn (1/21/09)
Steals	4, six times (last on 3/28/08)	3 vs. St. John's, UConn
Blocks	2, three times, last vs. SHU	2, vs. Seton Hall (1/6/09)
Minutes:	40, vs. Providence (3/8/08)	36, vs. Seton Hall (1/6/09)
Field Goals	6, vs. Iowa (11/20/06)	5 vs. St. John's, UConn
3-PT Goals	5, vs. West Virginia (2/20/08)	1 five times, last vs. UConn
Free Throws	8, vs. Providence (3/8/08)	4 vs. UConn (1/21/09)

Career Highs

2008-09


Points	25, vs. Stony Brook (11/9/07)	10 vs. Monmouth (11/25/08)
Rebounds	12, three times (last on 11/18/07)	7 vs. La Salle (12/14/08)
Assists	4, vs. George Mason (11/23/07)	2 twice, last vs. URI
Steals	3, vs. La Salle (12/29/07)	4 vs. URI (11/29/08)
Blocks	2, five times (last on 3/8/08)	1 vs. La Salle, Louisville
Minutes:	36, two times (last on 12/9/08)	25 vs. URI (11/29/08)
Field Goals	8, vs. Stony Brook (11/9/07)	4 vs. Monmouth, URI
3-PT Goals	4, two times (last on 11/9/07)	2 vs. Monmouth (11/25/08)
Free Throws	8, vs. Providence (3/8/08)	2 vs. Fordham (11/17/08)



Jason Colenda (#4)
6-0 • 205
Junior • Guard
Fairfax, Va.
Bishop O'Connell

2008-09 Highlights: Collected a career-high two rebounds against Houston Baptist on Dec. 4 ... Picked up two minutes in a 69-47 win over Penn at the Palestra on Dec. 2 ... Played a career-high six minutes, including his first ever time in the first half, in a 107-68 win over Fordham on Nov. 17 ... Added one rebound and one assist ... Did not score in one minute of action against Albany on Nov. 14 ... Came up with one steal in two minutes of action in the exhibition win over Northwood on Nov. 6.

Dante Cunningham (#33)
6-8 • 230
Senior • Forward
Silver Spring, Md.
Potomac



2008-09 Highlights: Led the 'Cats with 17 points on 7-of-10 shooting from the field in a 76-57 win over St. John's on Jan. 18 ... Delivered 21 points and five rebounds in a 61-60 loss to Louisville on Jan. 10 ... The final point was the 1,000th of his Villanova career ... Chalked up his sixth double-double of the campaign with 21 points, 13 rebounds in a career-high 45 minutes against Seton Hall on Jan. 6 ... Dropped in 24 points to go with 10 rebounds in a 78-68 win over Navy on Dec. 22 ... Tied a career-high with four blocked shots in a 70-59 win at La Salle on Dec. 14 ... Provided a key steal in the final seconds to help preserve a 59-56 win over Saint Joseph's on Dec. 11 ... Produced 23 points and 11 rebounds in a 67-58 loss to No. 6 Texas on Dec. 9 in the Jimmy V Classic ... Named to the BIG EAST Conference honor roll for the second consecutive week on Dec. 1 ... Followed that up with a 20 point, 11 rebound effort in a 69-47 win over Penn on Dec. 2 ... Selected as most valuable player of the Philly Hoop Group Classic Independence bracket after scoring 19 points and collecting 12 rebounds in a 78-65 win over Rhode Island on Nov. 29 ... Named co-Philadelphia Big Five player of the week on Nov. 25 with Temple's Dionte Christmas ... Dropped in 12 points and seven rebounds in a Philly Hoop Group Classic victory over Towson at the Palestra on Nov. 28 ... Scored 19 points and added seven rebounds in a 71-48 victory over Monmouth on Nov. 25 at the Pavilion ... Established a new career high with 31 points in a 107-68 win over Fordham on Nov. 17 ... Also added 11 rebounds for his sixth career double-double ... Provided 13 points on 6-of-9 shooting from the field in a 78-60 victory over Albany on Nov. 14 ... Also added six rebounds and two steals.

	<u>Career Highs</u>	<u>2008-09</u>
Points	N/A	
Rebounds	2 vs. HBU (12/4/08)	2 vs. HBU (12/4/08)
Assists	1 twice, last vs. Fordham	1 vs. Fordham (11/17/08)
Steals	N/A	
Blocks	N/A	
Minutes:	6 vs. Fordham (11/17/08)	6 vs. Fordham (11/17/08)
Field Goals	N/A	
3-PT Goals	N/A	
Free Throws	N/A	

	<u>Career Highs</u>	<u>2008-09</u>
Points	31 vs. Fordham (11/17/08)	31 vs. Fordham (11/17/08)
Rebounds	13, three times (last on 1/6/09)	13, vs. Seton Hall (1/6/09)
Assists	4, vs. Providence (3/8/08)	3 vs. Albany (11/14/08)
Steals	5, two times (last on 2/23/08)	4 vs. HBU, La Salle
Blocks	4 twice, last vs. La Salle	4 vs. La Salle (12/14/08)
Minutes:	45, vs. Seton Hall (1/6/09)	45, vs. Seton Hall (1/6/09)
Field Goals	11 vs. Fordham (11/17/08)	11 vs. Fordham (11/17/08)
3-PT Goals	1, vs. La Salle (12/23/06)	
Free Throws	13, vs. Seton Hall (2/9/08)	9 vs. Fordham (11/17/08)



Corey Fisher (#10)


6-1 • 185

Sophomore • Guard

Bronx, N.Y.

St. Patrick's (N.J.)

2008-09 Highlights: Chipped in with nine points and three assists in an 89-83 loss at No. 3 Connecticut on Jan. 21 ... Added 12 points on 5-of-7 shooting from the field in a 76-57 win over St. John's on Jan. 18 at the Pavilion ... Contributed 21 points and five rebounds in a 79-72 loss at Marquette in the BIG EAST Conference season opener ... Scored 19 of his 23 points to help key a second half rally in a 62-45 victory over Temple on Dec. 29 that wrapped up the Big Five title ... Gave the offense a lift with eight points and six assists off the bench in a 70-59 win at La Salle on Dec. 14 ... Earned a spot on the Philly Hoop Group Classic Independence bracket first team on Nov. 29 ... Scored 14 points in 24 minutes of VU's 78-65 win over Rhode Island at the Palestra ... Contributed 11 points, including a key 3-point field goal to end the first half as Villanova defeated Towson 64-47 on Nov. 28 ... Added 15 points, six rebounds and five assists in a 77-62 win over Niagara on Nov. 19 ... Dropped in 17 points and added four assists in a 107-68 win over Fordham on Nov. 17 at the Pavilion ... Added 10 points and five assists in 30 minutes of a 78-60 win over Albany on opening night (Nov. 14).



Antonio Pena (#0)

6-8 • 235

Sophomore • Forward

Brooklyn, N.Y.

St. Thomas More

2008-09 Highlights: Delivered 12 points and eight rebounds in an 89-83 loss to No. 3 Connecticut on Jan. 21 ... Came through with 13 points and nine rebounds in a 76-57 victory over St. John's on Jan. 18 at the Pavilion ... Produced 14 points and a team-high eight rebounds in a 61-60 loss to Louisville on Jan. 10 at the Wachovia Center ... Set new career highs with 12 rebounds and three blocked shots in a 78-68 win over Navy on Dec. 22 ... Established a new career-high with six assists (and zero turnovers) in a 70-59 win at La Salle on Dec. 14 ... Added eight rebounds and solid defense against Saint Joseph's center Ahmad Nivins in a 59-56 win over the Hawks on Dec. 11 at the Pavilion ... Chipped in with 10 points and six rebounds in a 78-65 win over Rhode Island on Nov. 29 at the Palestra ... Tied for team-high rebounds with seven to go with 12 points in a 64-47 win over Towson on Nov. 28 at the Palestra ... Delivered 10 points, six rebounds and three assists in a 107-68 win over Fordham on Nov. 17 ... Contributed 12 points and five rebounds in Villanova's 78-60 win over Albany at the Pavilion on Nov. 14.

Career Highs

2008-09

Points	23 twice, last vs. Temple	23 vs. Temple (12/29/08)
Rebounds	6 twice, last vs. Penn (12/2/08)	6 vs. Niagara, Penn
Assists	8, vs. Marquette (2/25/08)	6 vs. La Salle (12/14/08)
Steals	4, vs. Penn (12/1/08)	4 (vs. Albany 11/14/08)
Blocks		
Minutes:	37, vs. Seton Hall (2/9/08)	36 vs. Niagara (11/19/08)
Field Goals	9, vs. N.C. State (11/25/08)	7 vs. Temple (12/29/08)
3-PT Goals	5, vs. Syracuse (2/2/08)	4 vs. Temple (12/29/08)
Free Throws	9, two times (last on 3/21/08)	8 vs. Marquette (1/9/09)

Career Highs

2008-09

Points	17, three times (last on 1/26/08)	13 vs. St. John's (1/18/09)
Rebounds	12 vs. Navy (12/22/08)	12 vs. Navy (12/22/08)
Assists	6 vs. La Salle (12/14/08)	6 vs. La Salle (12/14/08)
Steals	3, vs. Pittsburgh (1/6/08)	2 vs. HBU (12/4/08)
Blocks	3 vs. Navy (12/22/08)	3 vs. Navy (12/22/08)
Minutes:	34 three times, last vs. Lou.	34 twice, last vs. Louisville
Field Goals	8, vs. Notre Dame (1/26/08)	5 three times, last vs. UConn
3-PT Goals	1, two times (last on 12/9/08)	
Free Throws	7, vs. DePaul (1/16/08)	6 vs. Louisville (1/10/09)



Reggie Redding (#15)
6-5 • 205
Junior • Guard
Philadelphia, Pa.
St. Joseph's Prep

2008-09 Highlights: Added 12 points, four rebounds and two steals in an 89-83 loss at Connecticut on Jan. 21 ... Tied a career-high with four steals to go with five points, five rebounds and three assists in a 76-57 win over St. John's on Jan. 18 ... Supplied big baskets and superior defense against Jeremy Hazell in helping Villanova overcome Seton Hall on Jan. 6 ... Finished with 10 points, three rebounds and an assist in an 89-85 overtime victory ... Contributed seven points and two assists in a 70-59 win at La Salle on Dec. 14 ... Sank two critical baskets and converted two free throws in the final three minutes of VU's 59-56 win over Saint Joseph's on Dec. 11 ... Scored seven points and added four assists in a 67-58 loss to Texas on Dec. 9 at Madison Square Garden ... Established a new career high with 12 rebounds in a 78-65 win over Rhode Island on Nov. 29 ... Also did stellar work shadowing Rhodey sniper Jimmy Baron ... Collected a season-high six rebounds to go with five points in a 71-48 win over Monmouth on Nov. 25 ... Tied a career high with 14 points to go with four rebounds and stout defense against Niagara standout Tyrone Lewis in a 77-62 win over the Purple Eagles on Nov. 19 ... Scored nine points on 4-of-5 shooting from the field to go with four rebounds in a 107-68 triumph over Fordham on Nov. 17 ... Added 11 points and four rebounds in a 78-60 win over Albany on Nov. 14.



Scottie Reynolds (#1)
6-2 • 195
Junior • Guard
Herndon, Va.
Herndon H.S.

2008-09 Highlights: Named a pre-season All-BIG EAST choice ... Also listed on the pre-season Wooden Award list, which includes 50 of the nation's top players ... Contributed 14 points and five assists in an 89-83 loss at Connecticut at the XL Center on Jan. 21 ... Scored nine points to go with five assists and only one turnover despite being limited to 20 minutes by foul trouble in a 76-57 win over St. John's on Jan. 18 ... Matched his career-best 40 point effort in an 89-85 overtime win at Seton Hall on Jan. 6 ... Connected on 10-of-17 from the field and 15-of-16 from the free throw line ... One of only two players in BIG EAST Conference history to record two 40-point efforts in a conference game (Eric Murdock of Providence was the other) ... Tied a season-high with 23 points in a 78-68 win over Navy on Dec. 22 at the Pavilion ... Also added three assists and one steal against the Mids ... His two free throws with 4.8 seconds left lifted VU to a 59-56 win over Saint Joseph's on Dec. 11 ... Finished with 18 points, six assists and two steals in the win ... Added six rebounds and six assists to go with 14 points in a 64-47 victory over Towson on Nov. 28 ... Led the 'Cats with 19 points in a 77-62 win over Niagara on Nov. 19 ... Delivered all 13 of his points in the second half against Albany on Nov. 14 in the season opener.

Career Highs

2008-09

Points	14 twice, last vs. Niagara	14 vs. Niagara (11/19/08)
Rebounds	12 vs. URI (11/29/08)	12 vs. URI (11/29/08)
Assists	6, vs. Syracuse (2/2/08)	4 vs. Fordham, HBU, Texas
Steals	4, two times (last on 1/6/08)	1 vs. Albany, URI, Penn
Blocks	3, vs. Syracuse (1/19/08)	
Minutes:	38, vs. Bucknell (11/18/07)	34 vs. Niagara (11/19/08)
Field Goals	5, three times, last vs. Niagara	5 vs. Niagara, UConn
3-PT Goals	2, four times, last vs. Niagara	2 vs. Niagara (11/19/08)
Free Throws	5, vs. DePaul (1/3/08)	4 vs. URI, HBU

Career Highs


2008-09

Points	40 twice, last vs. Seton Hall	40, vs. Seton Hall (1/6/09)
Assists	10, vs. Louisville (2/3/07)	6 (vs. Albany, St. Joseph's)
Steals	4, six times, last vs. Niagara	4 vs. Niagara (11/19/08)
Blocks	1, six times (last on 12/4/08)	1 vs. HBU (12/4/08)
Minutes:	43, vs. Seton Hall (1/6/09)	43, vs. Seton Hall (1/6/09)
Field Goals	12, vs. Connecticut (2/28/07)	10, vs. Seton Hall (1/6/09)
3-PT Goals	7, vs. DePaul (1/6/07)	5, vs. Seton Hall (1/6/09)
Free Throws	15, vs. Seton Hall (1/6/09)	15, vs. Seton Hall (1/6/09)



Corey Stokes (#24)
6-5 • 195
Sophomore • Guard
Bayonne, N.J.
St. Benedict's

2008-09 Highlights: Produced 12 points and two rebounds in an 89-83 loss to No. 3 UConn on Jan. 21 in Hartford ... Scored 18 points to help lead VU past La Salle 70-59 on Dec. 14 ... Recorded a career-high 22 points and dropped in 6-of-9 from 3-point territory in a 93-57 victory over Houston Baptist on Dec. 4 ... Connected on 4-of-6 from beyond the 3-point arc and finished with 14 points and five rebounds in a 69-47 win over Penn on Dec. 2 ... Dropped in a season-high 18 points against Monmouth on Nov. 25 and also established a new career high in rebounds with seven ... Was hampered by a sprained left thumb injury sustained on Nov. 17 in the 77-62 win over Niagara ... Still contributed eight points in 27 minutes ... Was 3-of-3 from beyond the arc en route to 17 points in a 107-68 win over Fordham on Nov. 17 ... Also collected a career-high eight rebounds ... Chipped in with 13 points, including 3-of-4 from beyond the 3-point arc, in a 78-60 victory over Albany on Nov. 14 at the Pavilion.



Frank Tchuisi (#42)
6-8 • 215
Junior • Forward
Douala, Cameroon
St. Benedict's

2008-09 Highlights: Scored two points and added a rebound in five minutes of action against Connecticut on Jan. 21 ... Picked up a blocked shot in four minutes of action in a 76-59 win over St. John's on Jan. 18 ... Sank a pair of free throws in a 70-59 win at La Salle on Dec. 14 ... Scored one point and added a rebound in a 93-57 win over Houston Baptist on Dec. 4 ... Collected two rebounds in four minutes of 69-47 win over Penn on Dec. 2 ... Set a new career high with five rebounds in a 64-47 win over Towson on Nov. 28 at the Palestra ... Scored two points on a pair of free throws in eight minutes in a 71-48 victory over Monmouth on Nov. 25 ... Played five minutes and corraled one rebound in a 77-62 victory over Niagara on Nov. 19 ... Posted new career highs in points (4) and minutes (14) in a 107-68 win over Fordham on Nov. 17 ... Came off the bench to play a career-high 11 minutes in the Nov. 14 season opening victory over Albany ... Added two points and three rebounds.

Career Highs

2008-09

Points	22 vs. HBU (12/4/08)	22 vs. HBU (12/4/08)
Rebounds	6 vs. Fordham (11/17/08)	7 vs. Monmouth (11/25/08)
Assists	3 three times, last vs. Towson	3 twice, last vs. Towson
Steals	2, two times (last on 3/12/08)	1 three times, last vs. Lou
Blocks	2 vs. Marquette (1/9/09)	2 vs. Marquette (1/9/09)
Minutes:	34, vs. Siena (3/23/08)	31 vs. Fordham (11/17/08)
Field Goals	8, vs. Siena (3/23/08)	7 vs. HBU (12/4/08)
3-PT Goals	6 vs. HBU (12/4/08)	6 vs. HBU (12/4/08)
Free Throws	6 vs. Fordham (11/17/08)	6 vs. Fordham (11/17/08)

Career Highs


2008-09

Points	4 vs. Fordham (11/17/08)	4 vs. Fordham (11/17/08)
Rebounds	5 vs. URI (11/29/08)	5 vs. URI (11/29/08)
Assists	1, vs. La Salle (12/22/05)	
Steals	1, vs. La Salle (12/22/05)	
Blocks	2, vs. Penn (12/2/06)	1 vs. St. John's (1/18/09)
Minutes:	14 vs. Fordham (11/17/08)	14 vs. Fordham (11/17/08)
Field Goals	2 vs. Fordham (11/17/08)	2 vs. Fordham (11/17/08)
3-PT Goals		
Free Throws	2 twice, last vs. Monmouth	2 vs. Monmouth, La Salle



Russell Wooten (#23)
6-4 • 210
Junior • Forward
Chula Vista, Calif.
St. Augustine

2008-09 Highlights: Saw his first career BIG EAST action with one minute against St. John's in a 76-57 win on Jan. 18 .. Appeared for three minutes in a 71-48 win over Monmouth on Nov. 25 ... Saw five minutes of action with one rebound in a 107-68 win over Fordham on Nov. 17 ... Appeared as a Wildcat for the first time and picked up his first career rebound in a 78-60 win over Albany.



Taylor King (#31)
6-6 • 230
Redshirt Freshman • Forward
Huntington Beach, Calif.
Santa Ana Mater Dei

2008-09 Highlights: Will sit out the season as a redshirt after transferring from Duke.

Career Highs (Duke)

Points 27, vs. E. Kentucky (11/25/07)
 Rebounds 6, twice (last on 2/23/08)
 Assists 3, vs. N.C. Central (11/9/07)
 Steals 3, vs. E. Kentucky (11/25/07)
 Blocks 2, three times (last on 1/16/08)
 Minutes: 21, vs. E. Kentucky (11.25/07)
 Field Goals 9, vs. E. Kentucky (11/25/07)
 3-PT Goals 6, vs. E. Kentucky (11/25/07)
 Free Throws 4, vs. Temple (1/9/08)



Maurice Sutton (#21)
6-11 • 215
Freshman • Forward/Center
Upper Marlboro, Md.
Largo

2008-09 Highlights:

2008-09/Career Highs

Points
 Rebounds 1 twice, last vs. Fordham (11/17/08)
 Assists
 Steals
 Blocks
 Minutes: 5 vs. Fordham (11/17/08)
 Field Goals
 3-PT Goals
 Free Throws



2008-09 MEN'S BASKETBALL GAME NOTES

No. 23 Villanova 78, Albany 60 November 14, 2008 ~ The Pavilion ~ Villanova, Pa.

VISITORS: Albany 0-1

##	Player Name	TOT-FG		3-PT	REBOUNDS		FT-FTA	OF	DE	TOT	PF	TP	A	TO	BLK	S	MIN
		FG-FGA	FG-FGA		OF	DE											
03	HARRIS, Will.....	f	5-12	2-6	1-1	1	2	3	2	13	5	3	0	1	0	1	34
33	CONNELLY, Brian.....	f	2-4	0-0	0-0	1	1	2	4	4	1	2	0	2	0	2	26
54	GIFFORD, Brett.....	c	2-2	0-0	0-0	3	4	7	3	4	0	2	1	0	1	0	24
11	RAFFA, Anthony.....	g	5-9	2-3	1-2	2	3	5	1	13	0	4	0	1	0	1	24
23	AMBROSE, Tim.....	g	4-9	0-3	0-3	2	3	5	2	8	2	4	0	1	0	1	20
01	ALLEN, Billy.....	g	1-1	1-1	0-0	0	0	0	1	3	0	0	0	1	0	1	4
05	HASTINGS, Jerrel.....	g	0-0	0-0	4-6	1	0	1	1	4	0	0	0	0	0	0	13
12	McRAE, Scotty.....	g	2-4	1-2	1-1	0	2	2	0	6	0	2	2	1	1	1	9
21	JOHNSON, Mike.....	g	0-5	0-2	1-3	0	1	1	3	1	3	2	0	1	0	1	22
32	BARRAZA, Louis.....	g	1-5	1-3	0-0	0	0	0	2	3	1	0	0	0	0	1	11
42	COVINGTON, Jimmie.....	g	0-0	0-0	1-2	0	0	0	1	1	0	1	0	1	0	0	13
TEAM						2	2	4									
Totals			22-51	7-20	9-18	12	18	30	20	60	12	20	3	8	2	0	0

TOTAL FG% 1st Half: 8-24 33.3% 2nd Half: 14-27 51.9% Game: 43.1% DEADB
 3-Pt. FG% 1st Half: 3-11 27.3% 2nd Half: 4-9 44.4% Game: 35.0% REBS
 F Throw % 1st Half: 5-7 71.4% 2nd Half: 4-11 36.4% Game: 50.0% 1

HOME TEAM: Villanova 1-0

##	Player Name	TOT-FG		3-PT	REBOUNDS		FT-FTA	OF	DE	TOT	PF	TP	A	TO	BLK	S	MIN
		FG-FGA	FG-FGA		OF	DE											
00	PENA, Antonio.....	f	5-7	0-0	2-4	2	3	5	0	12	2	2	1	0	0	2	28
33	CUNNINGHAM, Dante.....	f	6-9	0-0	1-3	3	3	6	2	13	3	2	0	1	0	1	30
01	REYNOLDS, Scottie.....	g	4-11	2-6	3-3	0	1	1	3	13	6	1	0	2	0	30	
10	FISHER, Corey.....	g	3-6	0-2	4-4	0	2	2	3	10	5	3	0	4	0	30	
24	STOKES, Corey.....	g	4-6	3-4	2-2	0	0	0	3	13	0	1	0	0	0	26	
04	COLEMDA, Jason.....	g	0-0	0-0	0-0	0	0	0	0	0	0	0	0	0	0	1	1
05	DRUMMOND, Casiem.....	g	1-1	0-0	2-2	1	4	5	4	4	0	1	1	0	1	0	17
15	REDDING, Reggie.....	g	4-7	1-3	2-2	0	4	4	1	11	2	1	0	1	0	1	26
23	WOOTEN, Russell.....	g	0-0	0-0	0-0	0	1	1	0	0	0	0	0	0	0	1	1
42	TCHUISI, Frank.....	g	1-4	0-0	0-1	0	3	3	2	2	0	2	0	0	0	1	11
TEAM						1	5	6									
Totals			28-51	6-15	16-21	8	25	33	19	78	18	14	2	8	2	0	0

TOTAL FG% 1st Half: 17-29 58.6% 2nd Half: 11-22 50.0% Game: 54.9% DEADB
 3-Pt. FG% 1st Half: 2-6 33.3% 2nd Half: 4-9 44.4% Game: 35.0% REBS
 F Throw % 1st Half: 4-7 57.1% 2nd Half: 12-14 85.7% Game: 76.2% 2

Officials: Reggie Greenwood, Tim Clougherty, John Gaffney
 Technical fouls: Albany-None. Villanova-None.
 Attendance: 6500

Score by Periods	1st	2nd	Total
Albany.....	24	36	60
Villanova.....	40	38	78

No. 23 Villanova 107, Fordham 68 November 17, 2008 ~ The Pavilion ~ Villanova, Pa.

VISITORS: Fordham 0-2

##	Player Name	TOT-FG		3-PT	REBOUNDS		FT-FTA	OF	DE	TOT	PF	TP	A	TO	BLK	S	MIN
		FG-FGA	FG-FGA		OF	DE											
50	BETHEL, Chris.....	f	4-13	0-3	1-2	4	7	11	5	9	0	0	1	0	0	27	
01	FONTAN, Jio.....	g	5-10	1-3	2-3	3	0	3	4	13	5	4	0	0	0	29	
03	BLUE, Trey.....	g	3-5	2-3	3-3	0	0	0	5	11	1	2	0	0	0	18	
04	TANNER, Herb.....	g	2-6	1-2	2-2	1	2	3	3	7	2	1	0	1	0	33	
24	BUTLER, Brenton.....	g	6-19	3-11	2-2	2	2	4	2	17	4	2	0	0	0	35	
14	HAGE, Ryan.....	g	0-0	0-0	0-0	0	0	0	0	0	0	0	0	0	0	1	1
15	THOMAS, Lamar.....	g	0-0	0-0	0-0	0	0	0	0	0	0	0	0	0	0	0	2
20	BECK, Matt.....	g	0-0	0-0	0-0	0	0	0	0	0	0	0	0	0	0	0	1
21	ESTWICK, Alberto.....	g	2-5	1-2	2-2	1	0	1	0	7	0	2	0	0	0	22	
23	MOORE, Mike.....	g	1-6	0-2	0-0	0	0	0	3	2	0	0	0	0	0	8	
25	WING, Zach.....	g	0-0	0-0	0-2	0	2	2	2	2	0	0	0	0	0	17	
44	DEVINE, Luke.....	g	0-1	0-0	2-2	0	1	1	1	2	0	0	1	0	0	7	
TEAM						1	2	3									
Totals			23-65	8-26	14-18	12	16	28	25	68	12	11	2	1	2	0	0

TOTAL FG% 1st Half: 12-36 33.3% 2nd Half: 11-29 37.9% Game: 35.4% DEADB
 3-Pt. FG% 1st Half: 5-19 26.3% 2nd Half: 3-7 42.9% Game: 30.8% REBS
 F Throw % 1st Half: 9-12 75.0% 2nd Half: 5-6 83.3% Game: 77.8% 1

HOME TEAM: Villanova 2-0

##	Player Name	TOT-FG		3-PT	REBOUNDS		FT-FTA	OF	DE	TOT	PF	TP	A	TO	BLK	S	MIN
		FG-FGA	FG-FGA		OF	DE											
00	PENA, Antonio.....	f	4-5	0-0	2-2	3	3	6	3	10	3	2	1	0	2	24	
33	CUNNINGHAM, Dante.....	f	11-17	0-0	9-12	6	5	11	2	31	1	1	1	1	1	29	
01	REYNOLDS, Scottie.....	g	3-9	1-4	4-4	1	3	4	3	11	7	1	0	2	0	22	
10	FISHER, Corey.....	g	4-10	2-4	7-8	0	2	2	3	17	4	1	0	2	0	30	
24	STOKES, Corey.....	g	4-6	3-3	6-6	1	7	8	2	17	2	1	0	1	0	31	
04	COLEMDA, Jason.....	g	0-0	0-0	0-0	0	1	1	0	0	0	0	0	0	0	6	
15	REDDING, Reggie.....	g	4-5	1-2	0-0	0	4	4	4	9	4	1	0	0	0	23	
20	CLARK, Shane.....	g	3-5	0-1	2-2	0	1	1	3	8	1	1	0	0	0	16	
23	WOOTEN, Russell.....	g	0-0	0-0	0-0	0	1	0	1	0	0	0	0	0	0	5	
42	TCHUISI, Frank.....	g	2-3	0-0	0-2	0	1	1	2	4	0	0	0	0	0	14	
TEAM						6	6										
Totals			35-60	7-14	30-36	12	33	45	23	107	23	9	2	6	2	0	0

TOTAL FG% 1st Half: 18-32 56.3% 2nd Half: 17-28 60.7% Game: 58.3% DEADB
 3-Pt. FG% 1st Half: 4-8 50.0% 2nd Half: 3-6 50.0% Game: 50.0% REBS
 F Throw % 1st Half: 16-19 84.2% 2nd Half: 14-17 82.4% Game: 83.3% 3

Officials: Pat Driscoll, Jeff Clark, James Breeding
 Technical fouls: Fordham-FONTAN, Jio. Villanova-REDDING, Reggie.
 Attendance: 6500

Score by Periods	1st	2nd	Total
Fordham.....	38	30	68
Villanova.....	56	51	107

CUNNINGHAM --> CAREER HIGH POINTS

No. 23 Villanova 77, Niagara 62 November 19, 2008 ~ The Pavilion ~ Villanova, Pa. Philly Hoop Group Classic

VISITORS: Niagara 1-1

##	Player Name	TOT-FG		3-PT	REBOUNDS		FT-FTA	OF	DE	TOT	PF	TP	A	TO	BLK	S	MIN
		FG-FGA	FG-FGA		OF	DE											
22	Benn, Bilal.....	f	3-10	0-3	5-8	2	6	8	4	11	3	3	0	2	0	40	
25	Egemonye, Benson.....	c	1-7	0-0	4-5	4	4	8	5	6	0	3	0	0	0	22	
01	Garrison, Rob.....	g	6-11	2-6	1-2	0	4	4	3	15	2	3	0	2	31		
02	Lewis, Tyrone.....	g	5-11	4-9	2-2	0	1	1	2	16	1	1	0	4	37		
31	Nelson, Anthony.....	g	2-8	0-2	2-4	1	1	2	5	6	2	4	0	3	35		
05	Cooley, Austin.....	g	0-1	0-1	0-0	0	0	0	0	0	0	1	0	0	3	3	
30	Williamson, Demetrius.....	g	0-1	0-0	0-0	0	1	0	0	0	0	0	0	0	0	8	
32	Gordon, Kamau.....	g	1-1	0-0	2-3	0	2	2	5	4	2	2	0	0	0	12	
35	Edwards, Kashief.....	g	2-2	0-0	0-1	0	1	1	2	4	0	1	1	0	0	12	
TEAM						3	2	5	1								
Totals			20-52	6-21	16-25	11	21	32	27	62	10	19	1	11	2	0	0

TOTAL FG% 1st Half: 11-28 39.3% 2nd Half: 9-24 37.5% Game: 38.5% DEADB
 3-Pt. FG% 1st Half: 3-10 30.0% 2nd Half: 3-11 27.3% Game: 28.6% REBS
 F Throw % 1st Half: 5-6 83.3% 2nd Half: 11-19 57.9% Game: 64.0% 6

HOME TEAM: Villanova 3-0

##	Player Name	TOT-FG		3-PT	REBOUNDS		FT-FTA	OF	DE	TOT	PF	TP	A	TO	BLK	S	MIN
		FG-FGA	FG-FGA		OF	DE											
00	PENA, Antonio.....	f	2-2	0-0	4-6	2	5	7	5	8	0	2	0	1	0	21	
33	CUNNINGHAM, Dante.....	f	3-3	0-0	5-6	2	1	3	5	11	1	2	0	1	0	23	
01	REYNOLDS, Scottie.....	g	4-14	2-5	9-10	0	4	4	1	19	2	5	0	4	36		
10	FISHER, Corey.....	g	4-12	1-5	6-10	0	6	6	2	15	5	2	0	3	36		
15	REDDING, Reggie.....	g	5-10	2-4	2-2	1	3	4	1	14	3	2	0	0	0	34	
04	COLEMDA, Jason.....	g	0-0	0-0	0-0	0	0	0	0	0	0	0	0	0	0	1	
05	DRUMMOND, Casiem.....	g	0-0	0-0	0-0	0	0	0	0	0	0	0	0	0	0	2	
20	CLARK, Shane.....	g	1-2	0-0	0-0	1	0	1	5	2	0	1	0	0	0	14	
23	WOOTEN, Russell.....	g	0-0	0-0	0-0	0	0	0	0	0	0	0	0	0	0	1	
24	STOKES, Corey.....	g	2-4	2-4	2-4	0	3	3	2	8	0	0	0	1	27		
42	TCHUISI, Frank.....	g	0-1	0-0	0-0	0	1	1	1	0	0	1</					



2008-09 MEN'S BASKETBALL GAME NOTES

No. 20 Villanova 64, Towson 47 November 28, 2008 ~ The Palestra ~ Philadelphia, Pa. Philly Hoop Group Classic

VISITORS: Towson 3-2

##	Player Name	TOT-FG			3-PT			REBOUNDS			TP	A	TO	BLK	S	MIN
		FG-FGA	FG-FGA	FT-FTA	OF	DE	TOT	PF								
22	SMITH, Jarrel.....	f	1-5	0-1	0-0	1	3	4	1	2	0	1	0	0	26	
24	HAIRSTON, Junior....	f	4-12	2-5	1-3	3	3	6	0	11	1	1	1	0	33	
25	NWANKWO, Robert.....	f	2-5	0-0	3-9	2	5	7	2	7	0	0	3	1	28	
20	MORRIS, Brian.....	g	2-7	1-5	2-2	0	4	4	2	7	5	3	0	2	32	
32	FRANKLIN, Troy.....	g	1-6	0-5	0-0	0	2	2	5	2	4	4	0	1	23	
03	CROSSIN, Tim.....	g	1-1	1-1	0-0	0	0	0	0	3	0	0	0	0	2	
04	COLEMAN, Rocky.....	g	0-0	0-0	0-0	0	0	0	0	0	0	0	0	0	2	
23	THORNTON, Josh.....	g	2-12	1-10	0-0	0	0	0	3	5	1	3	0	1	25	
33	LEE, Calvin.....	g	4-6	0-0	0-0	2	0	2	3	8	1	0	0	1	28	
35	DURANT, Tony.....	g	1-1	0-0	0-0	1	1	2	1	2	0	1	0	0	3	
TEAM.....						5	3	8								
Totals.....			18-55	5-27	6-14	14	21	35	17	47	12	13	4	6	202	

TOTAL FG% 1st Half: 11-30 36.7% 2nd Half: 7-25 28.0% Game: 32.7% DEADB
 3-Pt. FG% 1st Half: 3-16 18.8% 2nd Half: 2-11 18.2% Game: 18.5% REBS
 F Throw % 1st Half: 3-5 60.0% 2nd Half: 3-9 33.3% Game: 42.9% 2

HOME TEAM: Villanova 5-0

##	Player Name	TOT-FG			3-PT			REBOUNDS			TP	A	TO	BLK	S	MIN
		FG-FGA	FG-FGA	FT-FTA	OF	DE	TOT	PF								
00	PENA, Antonio.....	f	4-5	0-0	4-4	3	4	7	2	12	2	0	1	1	28	
33	CUNNINGHAM, Dante...	f	4-8	0-0	4-4	1	6	7	2	12	0	1	1	2	30	
01	REYNOLDS, Scottie...	g	5-9	3-7	1-2	2	4	6	1	14	6	4	1	1	31	
10	FISHER, Corey.....	g	4-8	2-4	1-3	1	1	2	1	11	1	1	0	2	28	
24	STOKES, Corey.....	g	3-12	2-10	0-0	1	3	4	3	8	3	0	0	2	30	
04	COLEMAN, Jason.....	g	0-0	0-0	0-0	0	0	0	0	0	0	0	0	0	1	
15	REDDING, Reggie.....	g	1-6	0-2	0-2	3	3	6	2	2	3	5	0	0	28	
20	CLARK, Shane.....	g	1-3	0-1	0-2	0	2	2	1	2	2	2	0	0	15	
23	WOOTEN, Russell.....	g	0-0	0-0	0-0	0	0	0	0	0	0	0	0	0	1	
42	TCHUISI, Frank.....	g	1-2	0-0	1-2	3	2	5	1	3	0	0	0	0	8	
TEAM.....						1	3	4							1	
Totals.....			23-53	7-24	11-19	15	28	43	13	64	17	14	3	8	200	

TOTAL FG% 1st Half: 11-23 47.8% 2nd Half: 12-30 40.0% Game: 43.4% DEADB
 3-Pt. FG% 1st Half: 5-12 41.7% 2nd Half: 2-12 16.7% Game: 29.2% REBS
 F Throw % 1st Half: 6-11 54.5% 2nd Half: 5-8 62.5% Game: 57.9% 2,1

Officials: Pat Driscoll, Jeff Clark, Tim Clougherty

Technical fouls: Towson-None. Villanova-None.

Attendance: 4713

Score by Periods

	1st	2nd	Total
Towson.....	28	19	- 47
Villanova.....	33	31	- 64

No. 20 Villanova 78, Rhode Island 65 November 29, 2008 ~ The Palestra ~ Philadelphia, Pa. Philly Hoop Group Classic

VISITORS: Rhode Island 5-2

##	Player Name	TOT-FG			3-PT			REBOUNDS			TP	A	TO	BLK	S	MIN
		FG-FGA	FG-FGA	FT-FTA	OF	DE	TOT	PF								
21	JAMES, Delroy.....	f	1-3	0-0	0-2	2	2	4	5	2	1	1	1	1	13	
33	SEAWRIGHT, Kahiemi...	f	3-9	0-0	1-4	5	3	8	4	7	2	1	0	0	31	
05	JONES, Marquis.....	g	2-5	1-3	0-0	2	0	2	3	5	2	3	0	0	30	
20	BARON, Jimmy.....	g	8-15	2-5	5-6	1	0	1	2	23	1	4	0	0	34	
22	COTHRAN, Keith.....	g	5-15	0-4	2-2	0	4	4	4	12	4	2	0	0	33	
01	MEJIA, Stevie.....	g	0-0	0-0	2-2	0	2	2	1	2	0	1	0	0	7	
02	EAVES, Ben.....	g	2-3	0-1	2-3	1	2	3	0	6	0	0	0	0	10	
15	ULMER, Lamonte.....	g	0-1	0-0	2-4	0	2	2	1	2	0	2	1	1	19	
32	MARTELL, Will.....	g	1-2	0-0	4-4	0	2	2	3	6	0	0	1	0	19	
54	FRANCIS, Jason.....	g	0-0	0-0	0-0	0	0	0	0	3	1	0	0	0	4	
TEAM.....						2	1	3	1							
Totals.....			22-53	3-13	18-27	13	21	34	25	65	10	14	3	2	200	

TOTAL FG% 1st Half: 11-22 50.0% 2nd Half: 11-31 35.5% Game: 41.5% DEADB
 3-Pt. FG% 1st Half: 3-6 50.0% 2nd Half: 0-7 0.0% Game: 23.1% REBS
 F Throw % 1st Half: 8-13 61.5% 2nd Half: 10-14 71.4% Game: 66.7% 5

HOME TEAM: Villanova 6-0

##	Player Name	TOT-FG			3-PT			REBOUNDS			TP	A	TO	BLK	S	MIN
		FG-FGA	FG-FGA	FT-FTA	OF	DE	TOT	PF								
00	PENA, Antonio.....	f	3-9	0-1	4-4	4	2	6	4	10	1	0	1	0	27	
33	CUNNINGHAM, Dante...	f	6-15	0-0	7-8	2	10	12	2	19	1	0	3	1	37	
01	REYNOLDS, Scottie...	g	3-9	1-4	6-8	0	1	1	3	13	3	2	0	1	30	
10	FISHER, Corey.....	g	5-8	0-1	4-5	0	0	0	3	14	1	2	0	1	24	
24	STOKES, Corey.....	g	1-5	0-2	1-1	0	0	0	4	3	2	0	0	0	23	
04	COLEMAN, Jason.....	g	0-0	0-0	0-0	0	0	0	0	0	0	0	0	0	1	
15	REDDING, Reggie.....	g	3-8	1-4	4-5	7	5	12	3	11	3	1	0	1	31	
20	CLARK, Shane.....	g	4-8	0-3	0-0	2	2	4	2	8	2	2	0	2	25	
42	TCHUISI, Frank.....	g	0-0	0-0	0-0	0	0	0	0	0	0	0	0	0	2	
TEAM.....						3	2	5								
Totals.....			25-62	2-15	26-31	18	22	40	21	78	11	9	4	6	200	

TOTAL FG% 1st Half: 14-35 40.0% 2nd Half: 11-27 40.7% Game: 40.3% DEADB
 3-Pt. FG% 1st Half: 1-9 11.1% 2nd Half: 1-6 16.7% Game: 13.3% REBS
 F Throw % 1st Half: 11-14 78.6% 2nd Half: 1-6 16.7% Game: 83.9% 3

Officials: Bob Donato, Bill McCarthy, Brian O'Connell

Technical fouls: Rhode Island-TEAM. Villanova-None.

Attendance: 6101

Score by Periods

	1st	2nd	Total
Rhode Island.....	33	32	- 65
Villanova.....	40	38	- 78

No. 17 Villanova 69, Penn 47 December 2, 2008 ~ The Palestra ~ Philadelphia, Pa.

VISITORS: Villanova 7-0

##	Player Name	TOT-FG			3-PT			REBOUNDS			TP	A	TO	BLK	S	MIN
		FG-FGA	FG-FGA	FT-FTA	OF	DE	TOT	PF								
00	PENA, Antonio.....	f	2-6	0-0	4-6	2	2	4	5	8	2	3	0	0	24	
33	CUNNINGHAM, Dante...	f	8-15	0-1	4-4	4	7	11	1	20	2	2	1	0	33	
01	REYNOLDS, Scottie...	g	3-9	2-6	2-2	1	2	3	0	10	4	3	0	0	35	
10	FISHER, Corey.....	g	3-9	0-2	1-2	1	5	6	3	7	4	2	0	3	28	
24	STOKES, Corey.....	g	5-8	4-6	0-0	2	3	5	1	14	1	1	1	1	25	
04	COLEMAN, Jason.....	g	0-0	0-0	0-0	0	0	0	0	0	0	0	0	0	2	
15	REDDING, Reggie.....	g	1-6	0-1	0-0	2	4	6	3	2	2	0	1	1	26	
20	CLARK, Shane.....	g	1-4	0-1	3-3	3	1	4	2	5	0	2	0	0	15	
22	ANDERSON, Dwayne...	g	1-1	1-1	0-0	0	1	1	0	3	0	1	0	0	7	
23	WOOTEN, Russell.....	g	0-0	0-0	0-0	0	0	0	0	0	0	0	0	0	1	
42	TCHUISI, Frank.....	g	0-1	0-0	0-0	1	1	2	1	0	0	1	0	0	4	
TEAM.....						3	2	5								
Totals.....			24-59	7-18	14-17	19	28	47	16	69	15	15	5	6	200	

TOTAL FG% 1st Half: 12-24 50.0% 2nd Half: 12-35 34.3% Game: 40.7% DEADB
 3-Pt. FG% 1st Half: 4-11 36.4% 2nd Half: 3-7 42.9% Game: 38.9% REBS
 F Throw % 1st Half: 8-8 100% 2nd Half: 6-9 66.7% Game: 82.4% 1,1

HOME TEAM: Penn 1-5

##	Player Name	TOT-FG			3-PT			REBOUNDS			TP	A	TO	BLK	S	MIN
		FG-FGA	FG-FGA	FT-FTA	OF	DE	TOT	PF								
24	Eggleston, Jack.....	f	4-6	0-0	0-0	1	2	3	3	8	2	2	1	3	32	
42	Votel, Brennan.....	f	2-3	0-0	0-0	0	3	3	3	4	2	1	0	0	13	
01	Rosen, Zack.....	g	0-3	0-3	0-0	0	1	1	4	0	2	3	0	0	21	
03	Bernardini, Tyler...	g	4-11	1-5	3-4	1	1	2	0	12	1	1	0	0	29	
32	Cofield, Remy.....	g	0-4	0-2	3-4	0	1	1	1	3	3	2	0	2	18	
13	Schreiber, Andreas...	g	0-4	0-1	2-2	0	1	1	3	2	1	1	0	1	14	
14	Loughery, Larry.....	g	0-1	0-0	0-3	0	1	1	0	0	1	1	0	1	17	
15	Egee, Kevin.....	g	1-6	0-2	1-1	0	0	0	1	3	0	0	0	0	23	
22	Gaines, Harrison.....	g	5-11	2-3	2-2	0	2	2	0	14	0	1	0	0	27	
30	Belcore, Rob.....	g	0-0	0-0	0-0	0	0	0	0	0	0	1	0	0	2	
44	Turley, Conor.....	g	0-0	0-0	1-2	0	1	1	1	1	0	0	0	1	4	
TEAM.....						4	5	9								
Totals.....			16-49	3-16	12-18	6	18	24	16	47	12	13	1	8	200	

TOTAL FG% 1st Half: 9-26 34.6% 2nd Half: 7-23 30.4% Game: 32.7% DEADB
 3-Pt. FG% 1st Half: 3-6 50.0% 2nd Half: 0-10 0.0% Game: 18.8% REBS
 F Throw % 1st Half: 3-4 75.0% 2nd Half: 9-14 64.3% Game: 66.7% 4

Officials: Jim Haney, Michael Stephens, Wally Rutecki

Technical fouls: Villanova-None. Penn-None.

Attendance: 5328

Score by Periods

	1st	2nd	Total
Villanova.....	36	33	- 69
Penn.....	24	23	- 47

No. 17 Villanova 93, Houston Baptist 57 December 4, 2008 ~ The Pavilion ~ Villanova, Pa.



2008-09 MEN'S BASKETBALL GAME NOTES

No. 6 Texas 67, No. 15 Villanova 58

December 9, 2008 ~ Madison Square Garden ~ New York, N.Y.

Jimmy V Classic

VISITORS: Texas

##	Player Name	TOT-FG			3-PT			REBOUNDS				TP	A	TO	BLK	S	MIN
		FG	FGA	FT	FTA	OF	DE	TOT	PF								
32	Atchley, Connor	f	0-3	0-2	0-0	0	0	0	4	0	0	2	0	0	15		
34	Pittman, Dexter	c	3-3	0-0	2-4	0	1	1	3	8	0	2	1	2	15		
03	Abrams, A.J.	g	8-18	4-9	6-9	0	2	2	2	26	4	0	0	1	36		
05	James, Damion	g	7-11	2-3	0-2	2	4	6	4	16	2	0	1	0	29		
24	Mason, Justin	g	1-4	0-0	1-2	0	1	1	3	3	7	2	1	2	34		
01	Johnson, Gary	g	3-11	0-0	1-5	4	3	7	1	7	0	1	3	0	25		
04	Balbay, Dogus	g	0-0	0-0	0-0	0	0	0	2	0	1	3	0	0	8		
50	Ward, Varez	g	2-6	0-1	1-2	3	5	8	3	5	1	3	0	0	21		
53	Chapman, Clint	g	1-4	0-0	0-0	3	3	6	1	2	1	0	1	0	16		
TEAM						4	4	8									
Totals			25-60	6-15	11-24	16	23	39	23	67	16	13	7	5	199		

TOTAL FG% 1st Half:	13-29	44.8%	2nd Half:	12-31	38.7%	Game:	41.7%	DEADB
3-Pt. FG% 1st Half:	3-7	42.9%	2nd Half:	3-8	37.5%	Game:	40.0%	REBS
F Throw % 1st Half:	3-6	50.0%	2nd Half:	8-18	44.4%	Game:	45.8%	7

HOME TEAM: Villanova

##	Player Name	TOT-FG			3-PT			REBOUNDS				TP	A	TO	BLK	S	MIN
		FG	FGA	FT	FTA	OF	DE	TOT	PF								
00	PENA, Antonio	f	0-0	0-0	0-2	0	0	0	1	0	0	2	0	0	9		
33	CUNNINGHAM, Dante	f	9-14	0-1	5-7	1	11	12	2	23	1	2	2	2	38		
01	REYNOLDS, Scottie	g	2-7	0-2	6-7	2	3	5	5	10	5	4	0	2	38		
10	FISHER, Corey	g	0-5	0-1	0-0	0	1	1	2	0	1	2	0	1	17		
24	STOKES, Corey	g	4-9	2-7	1-2	1	2	3	3	11	0	2	0	2	30		
04	COLENDIA, Jason	g	0-0	0-0	0-0	0	0	0	0	0	0	0	0	0	1		
15	REDDING, Reggie	g	2-8	1-3	2-5	1	2	3	4	7	4	4	1	1	25		
20	CLARK, Shane	g	1-3	1-3	0-0	1	1	2	3	3	2	1	0	0	22		
22	ANDERSON, Dwayne	g	1-4	0-1	2-2	5	4	9	3	4	0	2	0	2	20		
TEAM						1	1										
Totals			19-50	4-18	16-25	11	25	36	23	58	13	19	2	10	200		

TOTAL FG% 1st Half:	9-23	39.1%	2nd Half:	10-27	37.0%	Game:	38.0%	DEADB
3-Pt. FG% 1st Half:	2-9	22.2%	2nd Half:	2-9	22.2%	Game:	22.2%	REBS
F Throw % 1st Half:	6-11	54.5%	2nd Half:	10-14	71.4%	Game:	64.0%	6

Officials: Les Jones, Jamie Luckie, Mike Wood

Technical fouls: Texas-None. Villanova-None.

Attendance: 14675

Score by Periods

Texas	32	35	-	67
Villanova	26	32	-	58

2008 Jimmy V Classic - Game #2

No. 15 Villanova 59, Saint Joseph's 56

December 11, 2008 ~ The Pavilion ~ Villanova, Pa.

VISITORS: Saint Joseph's 4-5

##	Player Name	TOT-FG			3-PT			REBOUNDS				TP	A	TO	BLK	S	MIN
		FG	FGA	FT	FTA	OF	DE	TOT	PF								
32	HILLIARD, Idris	f	4-7	0-1	0-0	2	6	8	3	8	1	2	1	0	34		
34	NIVINS, Ahmad	f	6-11	0-0	4-6	3	5	8	2	16	1	4	2	0	40		
00	CARR, Tasheed	g	3-9	2-4	2-2	0	3	3	3	10	5	2	0	1	36		
13	GOVENS, Darrin	g	6-15	6-11	0-1	0	3	3	2	18	1	1	0	2	40		
15	WILLIAMSON, Garrett	g	1-1	0-0	0-0	0	4	4	1	2	6	3	0	1	33		
01	PRESCOTT, Chris	g	0-0	0-0	0-0	0	0	0	0	0	0	0	0	0	1		
11	BENFLEY, Charoy	g	1-1	0-0	0-0	0	0	0	1	2	1	0	0	0	10		
40	IRWIN, Bryant	g	0-1	0-1	0-0	0	0	0	1	0	0	1	0	0	6		
TEAM						1	1										
Totals			21-45	8-17	6-9	5	22	27	13	56	15	13	3	4	200		

TOTAL FG% 1st Half:	14-25	56.0%	2nd Half:	7-20	35.0%	Game:	46.7%	DEADB
3-Pt. FG% 1st Half:	5-9	55.6%	2nd Half:	3-8	37.5%	Game:	47.1%	REBS
F Throw % 1st Half:	2-2	100%	2nd Half:	4-7	57.1%	Game:	66.7%	2

HOME TEAM: Villanova 9-1

##	Player Name	TOT-FG			3-PT			REBOUNDS				TP	A	TO	BLK	S	MIN
		FG	FGA	FT	FTA	OF	DE	TOT	PF								
00	PENA, Antonio	f	2-3	0-0	0-0	1	7	8	3	4	1	1	0	0	30		
22	ANDERSON, Dwayne	f	3-5	1-3	3-3	1	0	1	3	10	1	0	1	2	31		
33	CUNNINGHAM, Dante	f	6-10	0-0	2-2	2	2	4	1	14	0	3	1	1	39		
01	REYNOLDS, Scottie	g	5-15	3-7	5-5	0	4	4	2	18	6	2	0	2	36		
24	STOKES, Corey	g	1-3	1-2	0-0	0	2	2	0	3	1	0	0	0	21		
10	FISHER, Corey	g	0-3	0-0	2-2	1	0	1	2	2	3	0	0	0	15		
15	REDDING, Reggie	g	2-5	0-1	2-2	0	3	3	0	6	0	0	0	0	13		
20	CLARK, Shane	g	1-4	0-1	0-2	1	2	3	1	2	0	0	0	0	15		
TEAM						1	1										
Totals			20-48	5-14	14-16	7	20	27	12	59	11	9	2	5	200		

TOTAL FG% 1st Half:	11-28	39.3%	2nd Half:	9-20	45.0%	Game:	41.7%	DEADB
3-Pt. FG% 1st Half:	4-10	40.0%	2nd Half:	1-4	25.0%	Game:	35.7%	REBS
F Throw % 1st Half:	0-0	0.0%	2nd Half:	14-16	87.5%	Game:	87.5%	1

Officials: Jim Burr, Karl Hess, Mike Roberts

Technical fouls: Saint Joseph's-None. Villanova-None.

Attendance: 6500

Score by Periods

Saint Joseph's	35	21	-	56
Villanova	26	33	-	59

Points in the paint-SJU 18, VU 16. Points off turnovers-SJU 7, VU 11.

2nd chance points-SJU 4, VU 4. Fast break points-SJU 12, VU 7.

Bench points-SJU 2, VU 10. Score tied-7 times. Lead changed-8 times.

Last FG-SJU 2nd-03:54, VU 2nd-02:56.

Largest lead-SJU by 9 1st-05:18, VU by 4 1st-17:05.

No. 15 Villanova 70, La Salle 59

December 14, 2008 ~ Tom Gola Arena ~ Philadelphia, Pa.

VISITORS: Villanova 10-1

##	Player Name	TOT-FG			3-PT			REBOUNDS				TP	A	TO	BLK	S	MIN
		FG	FGA	FT	FTA	OF	DE	TOT	PF								
00	PENA, Antonio	f	1-6	0-0	3-4	2	4	6	3	5	6	0	1	0	34		
22	ANDERSON, Dwayne	f	1-4	0-2	0-0	2	2	4	2	2	1	1	0	1	21		
33	CUNNINGHAM, Dante	f	4-8	0-0	1-4	0	4	4	4	9	2	3	4	4	24		
01	REYNOLDS, Scottie	g	5-12	3-5	0-2	0	0	0	1	13	2	2	0	0	30		
24	STOKES, Corey	g	6-10	4-7	2-2	0	3	3	3	18	1	0	0	1	29		
04	COLENDIA, Jason	g	0-0	0-0	0-0	0	0	0	0	0	0	0	0	0	1		
10	FISHER, Corey	g	4-9	0-1	0-0	0	2	2	1	8	6	1	0	0	26		
15	REDDING, Reggie	g	3-4	1-1	0-0	2	2	2	1	7	2	1	0	0	17		
20	CLARK, Shane	g	3-4	0-0	0-0	0	7	7	3	6	0	0	1	1	17		
42	TCHUISI, Frank	g	0-0	0-0	2-2	0	0	0	2	2	0	0	0	0	1		
TEAM						2	1	3									
Totals			27-57	8-16	8-14	6	25	31	18	70	20	8	6	7	200		

TOTAL FG% 1st Half:	14-33	42.4%	2nd Half:	13-24	54.2%	Game:	47.4%	DEADB
3-Pt. FG% 1st Half:	5-9	55.6%	2nd Half:	3-7	42.9%	Game:	50.0%	REBS
F Throw % 1st Half:	3-4	75.0%	2nd Half:	5-10	50.0%	Game:	57.1%	1

HOME TEAM: La Salle 4-4

##	Player Name	TOT-FG			3-PT			REBOUNDS				TP	A	TO	BLK	S	MIN
		FG	FGA	FT	FTA	OF	DE	TOT	PF								
01	GOODRIDGE, Vernon	f	2-5	0-0	1-2	2	6	8	2	5	1	3	2	1	24		
05	BARRETT, Kimmani	f	6-13	2-6	2-3	2	3	5	2	16	0	2	1	2	36		
12	MEKONGO MBALA, Yves	f	3-9	0-2	2-2	1	3	4	1	8	2	3	1	1	28		
20	WILLIAMS, Jerrell	f	2-7	0-1	1-2	1	7	8	2	5	0	1	0	0	23		
10	GREEN, Rodney	g	6-12	1-2	3-5	2	4	6	1	16	3	3	0	0	38		
00	PARTIN, Darryl	g	1-3	1-1	0-0	1											



2008-09 MEN'S BASKETBALL GAME NOTES

No. 15 Villanova 62, Temple 45 December 29, 2008 ~ The Pavilion ~ Villanova, Pa.

VISITORS: Temple (5-6, 0-1 B5)

##	Player Name	TOT-FG 3-PT			REBOUNDS							MIN		
		FG-FGA	FG-FGA	FT-FTA	OP	DE	TOT	PF	TP	A	TO		BLK	S
24	ALLEN, Lavoy	f	1-2	0-0	0-0	2	1	3	2	2	5	1	0	25
41	OLMOS, Sergio	c	1-6	0-0	6-6	0	5	5	5	8	1	0	0	31
02	BROOKS, Ryan	g	4-11	1-3	0-0	1	3	4	2	9	1	0	0	39
15	INGE, Semaj	g	0-0	0-0	0-0	0	2	2	3	0	2	1	0	11
22	CHRISTMAS, Dionte	g	4-19	3-10	2-2	0	5	5	3	13	4	2	0	39
10	GUZMAN, Luis	g	1-3	0-1	2-4	0	2	2	1	4	0	2	0	7
23	MOORE, Ramone	g	0-1	0-0	0-0	0	1	1	1	0	0	0	0	7
50	ERIC, Michael	g	4-6	0-0	1-2	0	4	4	0	9	1	2	1	19
TEAM						2	1	3			1			
Totals			15-48	4-14	11-14	5	24	29	17	45	11	13	2	4 200

TOTAL FG% 1st Half: 9-22 40.9% 2nd Half: 6-26 23.1% Game: 31.3% DEADB
 3-Pt. FG% 1st Half: 2-4 50.0% 2nd Half: 2-10 20.0% Game: 28.6% REBS
 F Throw % 1st Half: 5-6 83.3% 2nd Half: 6-8 75.0% Game: 78.6% 2

HOME TEAM: Villanova (12-1, 4-0 B5)

##	Player Name	TOT-FG 3-PT			REBOUNDS							MIN			
		FG-FGA	FG-FGA	FT-FTA	OP	DE	TOT	PF	TP	A	TO		BLK	S	
00	PENA, Antonio	f	1-1	0-0	1-2	3	6	9	0	3	0	4	1	0	20
33	CUNNINGHAM, Dante	f	6-15	0-0	0-0	0	4	4	1	12	0	1	1	2	34
01	REYNOLDS, Scottie	g	2-9	2-6	2-2	0	3	3	1	8	3	1	0	1	31
22	ANDERSON, Dwayne	g	1-2	1-2	0-0	0	0	0	1	3	0	1	0	0	13
24	STOKES, Corey	g	1-7	0-3	0-0	0	4	4	2	2	0	1	0	1	26
10	FISHER, Corey	g	7-8	4-4	5-7	1	3	4	3	23	3	1	0	2	28
15	REDDING, Reggie	g	1-5	0-1	2-2	1	5	6	3	4	2	0	0	0	28
20	CLARK, Shane	g	1-3	1-1	4-4	1	1	2	3	7	1	1	0	1	20
TEAM						1	3	4	1						
Totals			20-50	8-17	14-17	7	29	36	15	62	9	10	2	7	200

TOTAL FG% 1st Half: 9-28 32.1% 2nd Half: 11-22 50.0% Game: 40.0% DEADB
 3-Pt. FG% 1st Half: 2-10 20.0% 2nd Half: 6-7 85.7% Game: 47.1% REBS
 F Throw % 1st Half: 2-4 50.0% 2nd Half: 12-13 92.3% Game: 82.4% 2

Officials: Jim Burr, Bob Donato, Reggie Greenwood
 Technical fouls: Temple-None. Villanova-TEAM.
 Attendance: 6500
 Score by Periods 1st 2nd Total
 Temple..... 25 20 - 45
 Villanova..... 22 40 - 62

Marquette 79, No. 15 Villanova 72 January 1, 2009 ~ Bradley Center ~ Milwaukee, Wis.

VISITORS: Villanova 12-2, 0-1 BE

##	Player Name	TOT-FG 3-PT			REBOUNDS							MIN			
		FG-FGA	FG-FGA	FT-FTA	OP	DE	TOT	PF	TP	A	TO		BLK	S	
00	PENA, Antonio	f	0-1	0-0	0-0	0	4	4	3	0	1	1	0	0	7
33	CUNNINGHAM, Dante	f	6-11	0-0	4-4	4	4	8	5	16	1	1	1	2	35
01	REYNOLDS, Scottie	g	6-15	3-8	0-0	0	1	1	5	15	1	4	0	2	35
15	REDDING, Reggie	g	0-4	0-2	4-4	2	1	3	4	4	2	3	0	2	24
24	STOKES, Corey	g	3-8	2-5	2-2	0	1	1	2	10	2	2	2	0	24
10	FISHER, Corey	g	6-14	1-3	8-11	3	2	5	3	21	1	3	0	2	33
20	CLARK, Shane	g	1-1	0-0	0-0	0	3	3	2	2	1	1	0	1	20
22	ANDERSON, Dwayne	g	2-4	0-2	0-0	2	3	5	4	4	2	0	0	0	22
TEAM											1				
Totals			24-58	6-20	18-21	11	19	30	28	72	11	16	3	9	200

TOTAL FG% 1st Half: 11-31 35.5% 2nd Half: 13-27 48.1% Game: 41.4% DEADB
 3-Pt. FG% 1st Half: 4-13 30.8% 2nd Half: 2-7 28.6% Game: 30.0% REBS
 F Throw % 1st Half: 6-6 100% 2nd Half: 12-15 80.0% Game: 85.7% 2,1

HOME TEAM: Marquette 12-2, 1-0 BE

##	Player Name	TOT-FG 3-PT			REBOUNDS							MIN			
		FG-FGA	FG-FGA	FT-FTA	OP	DE	TOT	PF	TP	A	TO		BLK	S	
12	BURKE, Dwight	f	1-1	0-0	0-0	1	1	2	5	2	0	1	0	0	15
32	HAYWARD, Lazar	f	4-8	1-3	6-7	0	5	5	2	15	2	0	2	2	35
01	JAMES, Dominic	g	6-16	4-10	1-4	1	5	6	1	17	3	5	0	1	35
22	MCNEAL, Jerel	g	7-14	4-8	6-8	0	4	4	2	24	7	2	0	0	37
23	MATTHEWS, Wesley	g	5-6	1-2	8-10	0	3	3	2	19	1	3	1	1	36
02	ACKER, Maurice	g	0-1	0-1	0-0	1	0	1	0	0	1	2	0	0	5
04	HAZEL, Patrick	g	0-0	0-0	2-2	1	2	3	4	2	0	1	0	0	21
10	CUTILLAN, David	g	0-0	0-0	0-0	0	0	0	0	0	0	0	0	0	1
33	BUTLER, Jimmy	g	0-4	0-0	0-0	5	2	7	2	0	1	1	0	0	15
TEAM										1	1				
Totals			23-50	10-24	23-31	10	22	32	18	79	15	19	1	4	200

TOTAL FG% 1st Half: 12-27 44.4% 2nd Half: 11-23 47.8% Game: 46.0% DEADB
 3-Pt. FG% 1st Half: 5-13 38.5% 2nd Half: 5-11 45.5% Game: 41.7% REBS
 F Throw % 1st Half: 7-13 53.8% 2nd Half: 16-18 88.9% Game: 74.2% 5,2

Officials: Ed Corbett, Tim Higgins, Curtis Shaw
 Technical fouls: Villanova-None. Marquette-None.
 Attendance: 16446
 Score by Periods 1st 2nd Total
 Villanova..... 32 40 - 72
 Marquette..... 36 43 - 79
 BIG EAST opener for both schools.

No. 18 Villanova 89, Seton Hall 85 (OT) January 6, 2009 ~ Prudential Center ~ Newark, N.J.

VISITORS: Villanova 13-2, 1-1

##	Player Name	TOT-FG 3-PT			REBOUNDS							MIN			
		FG-FGA	FG-FGA	FT-FTA	OP	DE	TOT	PF	TP	A	TO		BLK	S	
00	PENA, Antonio	f	3-6	0-0	1-4	2	6	8	1	7	4	0	0	0	29
22	ANDERSON, Dwayne	f	4-9	1-3	0-0	7	8	15	4	9	1	2	2	0	36
33	CUNNINGHAM, Dante	f	7-20	0-0	7-9	6	7	13	1	21	1	3	1	1	45
01	REYNOLDS, Scottie	g	10-17	5-8	15-16	1	3	4	1	40	3	4	0	2	43
10	FISHER, Corey	g	0-5	0-2	0-0	0	0	0	2	0	2	2	0	0	16
15	REDDING, Reggie	g	4-10	1-3	1-1	2	1	3	3	10	3	1	1	1	28
20	CLARK, Shane	g	1-2	0-1	0-0	2	1	3	2	2	2	0	0	0	21
24	STOKES, Corey	g	0-2	0-1	0-0	0	1	1	1	0	0	0	0	0	7
TEAM						2	2								
Totals			29-71	7-18	24-30	20	29	49	15	89	16	12	4	4	225

TOTAL FG% 1st Half: 12-31 38.7% 2nd Half: 15-35 42.9% OT: 2-5 40.0% Game: 40.8% DEADB
 3-Pt. FG% 1st Half: 3-9 33.3% 2nd Half: 3-7 42.9% OT: 1-2 50.0% Game: 38.9% REBS
 F Throw % 1st Half: 8-14 57.1% 2nd Half: 8-8 100% OT: 8-8 100% Game: 80.0% 2,2

HOME TEAM: Seton Hall 9-6, 0-3

##	Player Name	TOT-FG 3-PT			REBOUNDS							MIN			
		FG-FGA	FG-FGA	FT-FTA	OP	DE	TOT	PF	TP	A	TO		BLK	S	
23	MITCHELL, Robert	f	5-13	1-2	2-2	4	5	9	4	13	0	1	0	0	36
31	GARCIA, John	c	3-7	0-0	0-0	4	8	12	4	6	0	4	1	1	36
20	HARVEY, Eugene	g	6-16	0-3	7-7	1	0	1	4	19	9	1	1	1	42
21	HAZELL, Jeremy	g	9-24	6-14	2-2	2	2	4	0	26	0	0	0	0	45
22	GAUSE, Paul	g	4-12	0-5	2-2	3	1	4	4	10	3	0	0	4	30
10	THEODORE, Jordan	g	4-7	1-3	0-1	0	0	0	4	9	1	2	0	1	18
13	DAVIS, Mike	g	1-2	0-0	0-0	1	1	2	1	2	0	1	0	0	11
25	CAJUSTE, Matt	g	0-0	0-0	0-0	0	4	4	2	0	0	0	0	1	7
TEAM						3	4	7							
Totals			32-81	8-27	13-14	18	25	43	23	85	13	9	2	8	225

TOTAL FG% 1st Half: 14-41 34.1% 2nd Half: 16-32 50.0% OT: 2-8 25.0% Game: 39.5% DEADB
 3-Pt. FG% 1st Half: 5-16 31.3% 2nd Half: 2-7 28.6% OT: 1-4 25.0% Game: 29.6% REBS
 F Throw % 1st Half: 4-5 80.0% 2nd Half: 5-5 100% OT: 4-4 100% Game: 92.9% 1,1

Officials: Jim Burr, John Gaffney, Michael Stephens
 Technical fouls: Villanova-None. Seton Hall-None.
 Attendance: 8649
 Score by Periods 1st 2nd OT Total
 Villanova..... 35 41 13 - 89
 Seton Hall..... 37 39 9 - 85

No. 23 Louisville 61, No. 18 Villanova 60 January 10, 2009 ~ Wachovia Center ~ Philadelphia, Pa.

VISITORS: Louisville (11-3, 2-0 BE)

##	Player Name	TOT-FG 3-PT			REBOUNDS							MIN			
		FG-FGA	FG-FGA	FT-FTA	OP	DE	TOT	PF	TP	A	TO		BLK	S	
01	WILLIAMS, Terrence	f	3-10	0-5	4-5	3	11	14	3	10	6	2	0	2	35
24	SAMUELS, Samardo	f	6-8	0-0	3-6	1	3	4	5	15	0	5	1	0	27
05	CLARK, Earl	g	7-14	1-1	1-2	2	9	11	3	16	3	3	0	1	33
10	SOSA, Edgar	g	3-9	1-6	0-0	0	1	1	1	7	2	1	0	1	26
34	SMITH, Jerry	g	1-6	0-5	0-0	1	0	1	2	2	1	0	0	1	29
02	KNOWLES, Preston	g	0-3	0-3	0-0	0	0	0	3	0	1	0	0	2	11
12	DELK, Reginald	g	1-3	0-1	0-0	0	0	0	0	2	0	1	0	0	5
21	SWOPSHIRE, Jared	g	0-1	0-1	0-0	0	1	1	1	0	0	0	0	0	8
23	JENNINGS, Terrence	g	1-2	0-0	2-4	2	1	3	3	4	0	1	4	0	12
33	McGEE, Andre	g	2-6	1-3	0-0	0	0	0	2	5	2	1	0	0	14
TEAM						4	1	5							
Totals			24-62	3-25	10-17	13	27	40	23	61	15	14	5	7	200

TOTAL FG% 1st Half: 12-31 38.7% 2nd Half: 12-31 38.7% Game: 38.7% DEADB
 3-Pt. FG% 1st Half: 2-14 14.3% 2nd Half: 1-11 9.1% Game: 12.0% REBS
 F Throw % 1st Half: 8-8 100% 2nd Half: 2-9 22.2% Game: 58.8% 3,1

HOME TEAM: Villanova (13-3, 1-2 BE)

##	Player Name	TOT-FG 3-PT			REBOUNDS							MIN			
		FG-FGA	FG-FGA	FT-FTA	OP	DE	TOT	PF	TP	A	TO		BLK	S	
00	PENA, Antonio	f	4-8	0-0	6-14	3	5	8	1	14	4	1	1	1	34
33	CUNNINGHAM, Dante	f	9-19	0-0	3-4	0	5	5	3	21	0	2	1	2	36
01	REYNOLDS, Scottie	g	3-6	0-2	5-5	0	4	4	3	11	2	4	0	1	33
10	FISHER, Corey	g	1-4	1-1	4-4	0	2	2	2	7	3	1	0	0	18
22	ANDERSON, Dwayne	g	0-3	0-2	0-1	0	4	4	3	0	1	0	1	0	21



2008-09 MEN'S BASKETBALL GAME NOTES

No. 23 Villanova 76, St. John's 57 January 18, 2009 ~ The Pavilion ~ Villanova, Pa.

VISITORS: St. John's (10-7, 1-4 BE)		TOT-FG 3-PT		REBOUNDS										
##	Player Name	FG-FGA	FG-FGA	FT-FTA	OF	DE	TOT	PF	TP	A	TO	BLK	S	MIN
01	KENNEDY, D.J.	5-12	2-3	6-8	1	7	8	2	18	3	3	0	0	40
05	EVANS, Sean	1-5	0-0	0-0	1	1	2	5	2	1	4	0	3	26
24	BURRELL, Justin	4-6	0-2	5-5	3	4	7	3	13	2	3	2	2	36
10	ROBERTS, Quincy	4-8	2-4	4-4	0	0	0	2	14	2	3	0	3	33
23	HORNE, Paris	2-10	2-7	1-2	0	1	1	2	7	3	2	0	0	40
11	JASTIULIONIS, Tomas	0-0	0-0	0-0	0	1	1	0	0	0	1	0	0	3
12	EDMONDSON, Tyshwan	1-1	0-0	1-2	0	0	0	0	3	0	1	0	1	9
15	COCKER, Dele	0-2	0-0	0-1	1	2	3	5	0	0	2	1	0	13
TEAM						1	3	4						
Totals		17-44	6-16	17-22	7	19	26	19	57	11	19	3	9	200

TOTAL FG% 1st Half:	9-22 40.9%	2nd Half:	8-22 36.4%	Game:	38.6%	DEADB
3-Pt. FG% 1st Half:	4-10 40.0%	2nd Half:	2-6 33.3%	Game:	37.5%	REBS
F Throw % 1st Half:	5-6 83.3%	2nd Half:	12-16 75.0%	Game:	77.3%	4

HOME TEAM: Villanova (14-3, 2-2 BE)		TOT-FG 3-PT		REBOUNDS										
##	Player Name	FG-FGA	FG-FGA	FT-FTA	OF	DE	TOT	PF	TP	A	TO	BLK	S	MIN
00	PENA, Antonio	5-9	0-0	3-4	3	6	9	2	13	2	4	1	1	27
22	ANDERSON, Dwayne	5-9	1-3	3-3	1	3	4	3	14	2	3	1	3	29
33	CUNNINGHAM, Dante	7-10	0-0	3-5	1	0	1	1	17	2	2	1	3	31
01	REYNOLDS, Scottie	4-6	1-3	0-1	0	3	3	4	9	5	1	0	0	20
10	FISHER, Corey	5-7	0-0	2-4	0	1	1	5	12	2	2	0	1	28
04	COLEMAN, Jason	0-0	0-0	0-0	0	0	0	0	0	0	0	0	0	1
15	REDDING, Reggie	2-4	1-2	0-1	2	3	5	3	5	3	2	0	4	31
23	WOOTEN, Russell	0-0	0-0	0-0	0	0	0	0	0	0	0	0	0	1
24	STOKES, Corey	2-6	2-4	0-0	0	3	3	2	6	2	1	0	0	28
42	TCHUISI, Frank	0-0	0-0	0-0	0	0	0	1	0	0	0	1	0	4
TEAM						1	2	3	1					
Totals		30-51	5-12	11-18	8	21	29	22	76	18	16	5	10	200

TOTAL FG% 1st Half:	17-30 56.7%	2nd Half:	13-21 61.9%	Game:	58.8%	DEADB
3-Pt. FG% 1st Half:	4-8 50.0%	2nd Half:	1-4 25.0%	Game:	41.7%	REBS
F Throw % 1st Half:	6-8 75.0%	2nd Half:	5-10 50.0%	Game:	61.1%	1

Officials: Mike Kitts, Joe Lindsay, James Breeding
 Technical fouls: St. John's-None. Villanova-TEAM.
 Attendance: 6500
 Score by Periods: 1st 2nd Total
 St. John's..... 27 30 - 57
 Villanova..... 44 32 - 76

No. 3 Connecticut 89, No. 20 Villanova 83 January 21, 2009 ~ Hartford Civic Center ~ Hartford, Conn.

VISITORS: Villanova (14-4, 2-3)		TOT-FG 3-PT		REBOUNDS										
##	Player Name	FG-FGA	FG-FGA	FT-FTA	OF	DE	TOT	PF	TP	A	TO	BLK	S	MIN
00	PENA, Antonio	5-11	0-0	2-2	3	5	8	2	12	0	1	1	1	31
22	ANDERSON, Dwayne	5-9	1-3	4-4	3	5	8	3	15	3	1	0	3	31
33	CUNNINGHAM, Dante	2-5	0-0	2-2	2	1	3	5	6	0	0	3	2	14
01	REYNOLDS, Scottie	4-11	1-5	5-6	2	0	2	3	14	5	3	0	0	32
15	REDDING, Reggie	5-10	1-2	1-3	2	2	4	4	12	1	2	1	2	22
10	FISHER, Corey	4-10	1-2	0-0	0	2	2	4	9	3	4	0	1	22
20	CLARK, Shane	0-1	0-0	1-2	0	1	1	3	1	1	1	1	1	18
24	STOKES, Corey	3-6	3-6	3-3	0	2	2	2	12	0	2	0	0	25
42	TCHUISI, Frank	1-1	0-0	0-0	0	1	1	0	2	0	0	0	0	5
TEAM						1	3	4						
Totals		29-64	7-18	18-22	13	19	32	26	83	13	14	6	10	200

TOTAL FG% 1st Half:	18-32 56.3%	2nd Half:	11-32 34.4%	Game:	45.3%	DEADB
3-Pt. FG% 1st Half:	5-10 50.0%	2nd Half:	2-8 25.0%	Game:	38.9%	REBS
F Throw % 1st Half:	7-8 87.5%	2nd Half:	11-14 78.6%	Game:	81.8%	3

HOME TEAM: Connecticut (17-1, 6-1)		TOT-FG 3-PT		REBOUNDS										
##	Player Name	FG-FGA	FG-FGA	FT-FTA	OF	DE	TOT	PF	TP	A	TO	BLK	S	MIN
04	ADRIEN, Jeff	3-10	0-0	6-6	4	10	14	4	12	0	1	1	0	36
21	ROBINSON, Stanley	1-3	0-1	0-0	0	2	2	1	2	2	3	2	1	28
34	THABET, Hasheem	3-4	0-0	4-5	2	1	3	4	10	0	0	3	1	17
11	DYSON, Jerome	6-11	0-1	7-10	1	3	4	4	19	1	2	0	3	30
12	PRICE, A.J.	10-13	4-6	5-6	2	3	5	2	29	5	6	0	0	34
15	WALKER, Kemba	1-4	0-1	4-6	1	0	1	0	6	2	1	0	0	16
24	AUSTRIE, Craig	2-10	0-3	3-4	1	1	2	1	7	2	0	0	0	27
33	EDWARDS, Gavin	1-2	0-0	2-2	0	1	1	1	4	0	1	2	2	12
TEAM						3	2	5						
Totals		27-57	4-12	31-39	14	23	37	17	89	12	14	8	7	200

TOTAL FG% 1st Half:	16-33 48.5%	2nd Half:	11-24 45.8%	Game:	47.4%	DEADB
3-Pt. FG% 1st Half:	3-11 27.3%	2nd Half:	1-1 100%	Game:	33.3%	REBS
F Throw % 1st Half:	13-15 86.7%	2nd Half:	18-24 75.0%	Game:	79.5%	5

Officials: Jim Burr, Pat Driscoll, Jim Haney
 Technical fouls: Villanova-None. #3 Connecticut-None.
 Attendance: 15385
 Score by Periods: 1st 2nd Total
 Villanova..... 48 35 - 83
 3 Connecticut..... 48 41 - 89

The Automated ScoreBook
Villanova Individual Game-by-Game (as of Jan 22, 2009)
All games

#00 PENA, Antonio

Opponent	Date	gs	min	Total		3-Pointers		Free throws		Rebounds				pf	a	t/o	blk	stl	pts	avg	
				fg-fga	pct	3fg-fga	pct	ft-fa	pct	off	def	tot	avg								
ALBANY	11/14/08	*	28	5-7	.714	0-0	.000	2-4	.500	2	3	5	5.0	0	2	2	1	0	12	12.0	
FORDHAM	11/17/08	*	24	4-5	.800	0-0	.000	2-2	1.000	3	3	6	5.5	3	3	2	1	0	10	11.0	
NIAGARA	11/19/08	*	21	2-2	1.000	0-0	.000	4-6	.667	2	5	7	6.0	5	0	2	0	1	8	10.0	
MONMOUTH	11/25/08	*	26	2-3	.667	0-0	.000	0-0	.000	2	4	6	6.0	5	2	1	1	1	4	8.5	
vs Towson	11/28/08	*	28	4-5	.800	0-0	.000	4-4	1.000	3	4	7	6.2	2	2	0	1	1	12	9.2	
vs Rhode Island	11/29/08	*	27	3-9	.333	0-1	.000	4-4	1.000	4	2	6	6.2	4	1	0	1	0	10	9.3	
at Penn	12/02/08	*	24	2-6	.333	0-0	.000	4-6	.667	2	2	4	5.9	5	2	3	0	0	8	9.1	
HOUSTON BAPTIST	12/04/08	*	28	4-6	.667	0-0	.000	2-2	1.000	2	2	4	5.6	2	0	0	0	2	10	9.3	
vs #6 Texas	12/9/08	*	9	0-0	.000	0-0	.000	0-2	.000	0	0	0	5.0	1	0	2	0	0	0	8.2	
SAINT JOSEPH'S	12/11/08	*	30	2-3	.667	0-0	.000	0-0	.000	1	7	8	5.3	3	1	1	0	0	4	7.8	
at La Salle	12/14/08	*	34	1-6	.167	0-0	.000	3-4	.750	2	4	6	5.4	3	6	0	1	0	5	7.5	
NAVY	12/22/08	*	25	1-3	.333	0-0	.000	5-6	.833	4	8	12	5.9	3	4	3	3	0	7	7.5	
TEMPLE	12/29/08	*	20	1-1	1.000	0-0	.000	1-2	.500	3	6	9	6.2	0	0	4	1	0	3	7.2	
at #25 Marquette	1/1/09	*	7	0-1	.000	0-0	.000	0-0	.000	0	4	4	6.0	3	1	1	0	0	0	6.6	
at Seton Hall	1/6/09	*	29	3-6	.500	0-0	.000	1-4	.250	2	6	8	6.1	1	4	0	0	0	7	6.7	
#23 LOUISVILLE	01/10/09	*	34	4-8	.500	0-0	.000	6-14	.429	3	5	8	6.3	1	1	4	1	1	14	7.1	
ST. JOHN'S	01/18/09	*	27	5-9	.556	0-0	.000	3-4	.750	3	6	9	6.4	2	2	4	1	1	13	7.5	
at #3 Connecticut	1/21/09	*	31	5-11	.455	0-0	.000	2-2	1.000	3	5	8	6.5	2	0	1	1	1	12	7.7	
Totals			18	452	48-91	.527	0-1	.000	43-66	.652	41	76	117	6.5	45	31	30	13	8	139	7.7

Games played: 18
Minutes/game: 25.1
Points/game: 7.7
FG Pct: 52.7
3FG Pct: 0.0
FT Pct: 65.2

Rebounds/game: 6.5
Assists/game: 1.7
Turnovers/game: 1.7
Assist/turnover ratio: 1.0
Steals/game: 0.4
Blocks/game: 0.7

#01 REYNOLDS, Scottie

Opponent	Date	gs	min	Total		3-Pointers		Free throws		Rebounds				pf	a	t/o	blk	stl	pts	avg	
				fg-fga	pct	3fg-fga	pct	ft-fa	pct	off	def	tot	avg								
ALBANY	11/14/08	*	30	4-11	.364	2-6	.333	3-3	1.000	0	1	1	1.0	3	6	1	0	2	13	13.0	
FORDHAM	11/17/08	*	22	3-9	.333	1-4	.250	4-4	1.000	1	3	4	2.5	3	7	1	0	2	11	12.0	
NIAGARA	11/19/08	*	36	4-14	.286	2-5	.400	9-10	.900	0	4	4	3.0	1	2	5	0	4	19	14.3	
MONMOUTH	11/25/08	*	28	1-6	.167	0-3	.000	7-8	.875	0	6	6	3.8	2	4	1	0	3	9	13.0	
vs Towson	11/28/08	*	31	5-9	.556	3-7	.429	1-2	.500	2	4	6	4.2	1	6	4	1	1	14	13.2	
vs Rhode Island	11/29/08	*	30	3-9	.333	1-4	.250	6-8	.750	0	1	1	3.7	3	3	2	0	1	13	13.2	
at Penn	12/02/08	*	35	3-9	.333	2-6	.333	2-2	1.000	1	2	3	3.6	0	4	3	0	0	10	12.7	
HOUSTON BAPTIST	12/04/08	*	30	8-13	.615	4-7	.571	3-3	1.000	0	1	1	3.3	2	6	1	1	2	23	14.0	
vs #6 Texas	12/9/08	*	38	2-7	.286	0-2	.000	6-7	.857	2	3	5	3.4	5	5	4	0	2	10	13.6	
SAINT JOSEPH'S	12/11/08	*	36	5-15	.333	3-7	.429	5-5	1.000	0	4	4	3.5	2	6	2	0	2	18	14.0	
at La Salle	12/14/08	*	30	5-12	.417	3-5	.600	0-2	.000	0	0	0	3.2	1	2	2	0	0	13	13.9	
NAVY	12/22/08	*	35	7-16	.438	4-9	.444	5-7	.714	0	1	1	3.0	1	3	1	0	1	23	14.7	
TEMPLE	12/29/08	*	31	2-9	.222	2-6	.333	2-2	1.000	0	3	3	3.0	1	3	1	0	1	8	14.2	
at #25 Marquette	1/1/09	*	35	6-15	.400	3-8	.375	0-0	.000	0	1	1	2.9	5	1	4	0	2	15	14.2	
at Seton Hall	1/6/09	*	43	10-17	.588	5-8	.625	15-16	.938	1	3	4	2.9	1	3	4	0	2	40	15.9	
#23 LOUISVILLE	01/10/09	*	33	3-6	.500	0-2	.000	5-5	1.000	0	4	4	3.0	3	2	4	0	1	11	15.6	
ST. JOHN'S	01/18/09	*	20	4-6	.667	1-3	.333	0-1	.000	0	3	3	3.0	4	5	1	0	0	9	15.2	
at #3 Connecticut	1/21/09	*	32	4-11	.364	1-5	.200	5-6	.833	2	0	2	2.9	3	5	3	0	0	14	15.2	
Totals			18	575	79-194	.407	37-97	.381	78-91	.857	9	44	53	2.9	41	73	44	2	26	273	15.2

Games played: 18
Minutes/game: 31.9
Points/game: 15.2
FG Pct: 40.7
3FG Pct: 38.1
FT Pct: 85.7

Rebounds/game: 2.9
Assists/game: 4.1
Turnovers/game: 2.4
Assist/turnover ratio: 1.7
Steals/game: 1.4
Blocks/game: 0.1

The Automated ScoreBook
 Villanova Individual Game-by-Game (as of Jan 22, 2009)
 All games

#04 COLEND A, Jason

Opponent	Date	gs	min	Total		3-Pointers		Free throws		Rebounds				pf	a	t/o	blk	stl	pts	avg
				fg-fga	pct	3fg-fga	pct	ft-fta	pct	off	def	tot	avg							
ALBANY	11/14/08		1	0-0	.000	0-0	.000	0-0	.000	0	0	0	0.0	0	0	1	0	0	0	0.0
FORDHAM	11/17/08		6	0-0	.000	0-0	.000	0-0	.000	0	1	1	0.5	0	1	0	0	0	0	0.0
NIAGARA	11/19/08		1	0-0	.000	0-0	.000	0-0	.000	0	0	0	0.3	0	0	0	0	0	0	0.0
MONMOUTH	11/25/08		3	0-1	.000	0-0	.000	0-0	.000	0	0	0	0.3	0	0	0	0	0	0	0.0
vs Towson	11/28/08		1	0-0	.000	0-0	.000	0-0	.000	0	0	0	0.2	0	0	0	0	0	0	0.0
vs Rhode Island	11/29/08		1	0-0	.000	0-0	.000	0-0	.000	0	0	0	0.2	0	0	0	0	0	0	0.0
at Penn	12/02/08		2	0-0	.000	0-0	.000	0-0	.000	0	0	0	0.1	0	0	0	0	0	0	0.0
HOUSTON BAPTIST	12/04/08		3	0-0	.000	0-0	.000	0-0	.000	0	2	2	0.4	0	0	0	0	0	0	0.0
vs #6 Texas	12/9/08		1	0-0	.000	0-0	.000	0-0	.000	0	0	0	0.3	0	0	0	0	0	0	0.0
at La Salle	12/14/08		1	0-0	.000	0-0	.000	0-0	.000	0	0	0	0.3	0	0	0	0	0	0	0.0
ST. JOHN'S	01/18/09		1	0-0	.000	0-0	.000	0-0	.000	0	0	0	0.3	0	0	0	0	0	0	0.0
Totals		0	21	0-1	.000	0-0	.000	0-0	.000	0	3	3	0.3	0	1	1	0	0	0	0.0

Games played: 11
 Minutes/game: 1.9
 FG Pct: 0.0

Rebounds/game: 0.3
 Assists/game: 0.1
 Turnovers/game: 0.1
 Assist/turnover ratio: 1.0

#05 DRUMMOND, Casiem

Opponent	Date	gs	min	Total		3-Pointers		Free throws		Rebounds				pf	a	t/o	blk	stl	pts	avg
				fg-fga	pct	3fg-fga	pct	ft-fta	pct	off	def	tot	avg							
ALBANY	11/14/08		17	1-1	1.000	0-0	.000	2-2	1.000	1	4	5	5.0	4	0	1	1	0	4	4.0
NIAGARA	11/19/08		2	0-0	.000	0-0	.000	0-0	.000	0	0	0	2.5	1	0	0	0	0	0	2.0
Totals		0	19	1-1	1.000	0-0	.000	2-2	1.000	1	4	5	2.5	5	0	1	1	0	4	2.0

Games played: 2
 Minutes/game: 9.5
 Points/game: 2.0
 FG Pct: 100.0
 FT Pct: 100.0

Rebounds/game: 2.5
 Turnovers/game: 0.5
 Blocks/game: 0.5

The Automated ScoreBook
Villanova Individual Game-by-Game (as of Jan 22, 2009)
All games

#10 FISHER, Corey

Opponent	Date	gs	min	Total		3-Pointers		Free throws		Rebounds				pf	a	t/o	blk	stl	pts	avg	
				fg-fga	pct	3fg-fga	pct	ft-fa	pct	off	def	tot	avg								
ALBANY	11/14/08	*	30	3-6	.500	0-2	.000	4-4	1.000	0	2	2	2.0	3	5	3	0	4	10	10.0	
FORDHAM	11/17/08	*	30	4-10	.400	2-4	.500	7-8	.875	0	2	2	2.0	3	4	1	0	2	17	13.5	
NIAGARA	11/19/08	*	36	4-12	.333	1-5	.200	6-10	.600	0	6	6	3.3	2	5	2	0	3	15	14.0	
MONMOUTH	11/25/08	*	22	2-8	.250	0-2	.000	0-0	.000	0	0	0	2.5	2	4	3	0	1	4	11.5	
vs Towson	11/28/08	*	28	4-8	.500	2-4	.500	1-3	.333	1	1	2	2.4	1	1	1	0	2	11	11.4	
vs Rhode Island	11/29/08	*	24	5-8	.625	0-1	.000	4-5	.800	0	0	0	2.0	3	1	2	0	1	14	11.8	
at Penn	12/02/08	*	28	3-9	.333	0-2	.000	1-2	.500	1	5	6	2.6	3	4	2	0	3	7	11.1	
HOUSTON BAPTIST	12/04/08	*	33	3-8	.375	0-3	.000	6-6	1.000	1	2	3	2.6	3	3	2	0	1	12	11.3	
vs #6 Texas	12/9/08	*	17	0-5	.000	0-1	.000	0-0	.000	0	1	1	2.4	2	1	2	0	1	0	10.0	
SAINT JOSEPH'S	12/11/08		15	0-3	.000	0-0	.000	2-2	1.000	1	0	1	2.3	2	2	3	0	0	2	9.2	
at La Salle	12/14/08		26	4-9	.444	0-1	.000	0-0	.000	0	2	2	2.3	1	6	1	0	0	8	9.1	
NAVY	12/22/08		26	2-6	.333	0-1	.000	3-4	.750	1	0	1	2.2	0	3	1	0	0	7	8.9	
TEMPLE	12/29/08		28	7-8	.875	4-4	1.000	5-7	.714	1	3	4	2.3	3	3	1	0	2	23	10.0	
at #25 Marquette	1/1/09		33	6-14	.429	1-3	.333	8-11	.727	3	2	5	2.5	3	1	3	0	2	21	10.8	
at Seton Hall	1/6/09	*	16	0-5	.000	0-2	.000	0-0	.000	0	0	0	2.3	2	2	2	0	0	0	10.1	
#23 LOUISVILLE	01/10/09	*	18	1-4	.250	1-1	1.000	4-4	1.000	0	2	2	2.3	2	3	1	0	0	7	9.9	
ST. JOHN'S	01/18/09	*	28	5-7	.714	0-0	.000	2-4	.500	0	1	1	2.2	5	2	2	0	1	12	10.0	
at #3 Connecticut	1/21/09		22	4-10	.400	1-2	.500	0-0	.000	0	2	2	2.2	4	3	4	0	1	9	9.9	
Totals			12	460	57-140	.407	12-38	.316	53-70	.757	9	31	40	2.2	44	53	36	0	24	179	9.9

Games played: 18
Minutes/game: 25.6
Points/game: 9.9
FG Pct: 40.7
3FG Pct: 31.6
FT Pct: 75.7

Rebounds/game: 2.2
Assists/game: 2.9
Turnovers/game: 2.0
Assist/turnover ratio: 1.5
Steals/game: 1.3

#15 REDDING, Reggie

Opponent	Date	gs	min	Total		3-Pointers		Free throws		Rebounds				pf	a	t/o	blk	stl	pts	avg	
				fg-fga	pct	3fg-fga	pct	ft-fa	pct	off	def	tot	avg								
ALBANY	11/14/08		26	4-7	.571	1-3	.333	2-2	1.000	0	4	4	4.0	1	2	1	0	1	11	11.0	
FORDHAM	11/17/08		23	4-5	.800	1-2	.500	0-0	.000	0	4	4	4.0	4	4	1	0	0	9	10.0	
NIAGARA	11/19/08	*	34	5-10	.500	2-4	.500	2-2	1.000	1	3	4	4.0	1	3	2	0	0	14	11.3	
MONMOUTH	11/25/08		30	2-5	.400	1-2	.500	0-0	.000	2	4	6	4.5	2	2	2	0	1	5	9.8	
vs Towson	11/28/08		28	1-6	.167	0-2	.000	0-2	.000	3	3	6	4.8	2	3	5	0	0	2	8.2	
vs Rhode Island	11/29/08		31	3-8	.375	1-4	.250	4-5	.800	7	5	12	6.0	3	3	1	0	1	11	8.7	
at Penn	12/02/08		26	1-6	.167	0-1	.000	0-0	.000	2	4	6	6.0	3	2	0	1	1	2	7.7	
HOUSTON BAPTIST	12/04/08		27	1-4	.250	1-3	.333	4-4	1.000	0	3	3	5.6	2	4	2	0	1	7	7.6	
vs #6 Texas	12/9/08		25	2-8	.250	1-3	.333	2-5	.400	1	2	3	5.3	4	4	4	0	1	7	7.6	
SAINT JOSEPH'S	12/11/08		13	2-5	.400	0-1	.000	2-2	1.000	0	3	3	5.1	0	0	0	0	0	6	7.4	
at La Salle	12/14/08		17	3-4	.750	1-1	1.000	0-0	.000	0	2	2	4.8	1	2	1	0	0	7	7.4	
NAVY	12/22/08		26	0-4	.000	0-3	.000	0-0	.000	0	2	2	4.6	4	4	1	0	2	0	6.8	
TEMPLE	12/29/08		28	1-5	.200	0-1	.000	2-2	1.000	1	5	6	4.7	3	2	0	0	0	4	6.5	
at #25 Marquette	1/1/09	*	24	0-4	.000	0-2	.000	4-4	1.000	2	1	3	4.6	4	2	3	0	2	4	6.4	
at Seton Hall	1/6/09		28	4-10	.400	1-3	.333	1-1	1.000	2	1	3	4.5	3	3	1	1	1	10	6.6	
#23 LOUISVILLE	01/10/09		24	0-3	.000	0-0	.000	0-1	.000	3	3	6	4.6	2	3	3	0	1	0	6.2	
ST. JOHN'S	01/18/09		31	2-4	.500	1-2	.500	0-1	.000	2	3	5	4.6	3	3	2	0	4	5	6.1	
at #3 Connecticut	1/21/09	*	22	5-10	.500	1-2	.500	1-3	.333	2	2	4	4.6	4	1	2	1	2	12	6.4	
Totals			3	463	40-108	.370	12-39	.308	24-34	.706	28	54	82	4.6	46	47	31	3	18	116	6.4

Games played: 18
Minutes/game: 25.7
Points/game: 6.4
FG Pct: 37.0
3FG Pct: 30.8
FT Pct: 70.6

Rebounds/game: 4.6
Assists/game: 2.6
Turnovers/game: 1.7
Assist/turnover ratio: 1.5
Steals/game: 1.0
Blocks/game: 0.2

The Automated ScoreBook
Villanova Individual Game-by-Game (as of Jan 22, 2009)
All games

#20 CLARK, Shane

Opponent	Date	gs	min	Total		3-Pointers		Free throws		Rebounds				pf	a	t/o	blk	stl	pts	avg
				fg-fga	pct	3fg-fga	pct	ft-fta	pct	off	def	tot	avg							
FORDHAM	11/17/08		16	3-5	.600	0-1	.000	2-2	1.000	0	1	1	1.0	3	1	1	0	0	8	8.0
NIAGARA	11/19/08		14	1-2	.500	0-0	.000	0-0	.000	1	0	1	1.0	5	0	1	0	0	2	5.0
MONMOUTH	11/25/08		22	4-4	1.000	2-2	1.000	0-0	.000	2	0	2	1.3	2	1	1	0	1	10	6.7
vs Towson	11/28/08		15	1-3	.333	0-1	.000	0-2	.000	0	2	2	1.5	1	2	2	0	0	2	5.5
vs Rhode Island	11/29/08		25	4-8	.500	0-3	.000	0-0	.000	2	2	4	2.0	2	2	2	0	2	8	6.0
at Penn	12/02/08		15	1-4	.250	0-1	.000	3-3	1.000	3	1	4	2.3	2	0	2	0	0	5	5.8
HOUSTON BAPTIST	12/04/08		13	2-4	.500	1-3	.333	0-0	.000	1	2	3	2.4	0	1	1	0	0	5	5.7
vs #6 Texas	12/9/08		22	1-3	.333	1-3	.333	0-0	.000	1	1	2	2.4	3	2	1	0	0	3	5.4
SAINT JOSEPH'S	12/11/08		15	1-4	.250	0-1	.000	0-2	.000	1	2	3	2.4	1	0	0	0	0	2	5.0
at La Salle	12/14/08		17	3-4	.750	0-0	.000	0-0	.000	0	7	7	2.9	3	0	0	1	1	6	5.1
NAVY	12/22/08		16	1-3	.333	0-1	.000	0-0	.000	2	2	4	3.0	4	1	1	0	0	2	4.8
TEMPLE	12/29/08		20	1-3	.333	1-1	1.000	4-4	1.000	1	1	2	2.9	3	1	1	0	1	7	5.0
at #25 Marquette	1/1/09		20	1-1	1.000	0-0	.000	0-0	.000	0	3	3	2.9	2	1	1	0	1	2	4.8
at Seton Hall	1/6/09		21	1-2	.500	0-1	.000	0-0	.000	2	1	3	2.9	2	2	0	0	0	2	4.6
#23 LOUISVILLE	01/10/09		13	1-4	.250	0-1	.000	0-0	.000	2	3	5	3.1	2	0	0	1	1	2	4.4
at #3 Connecticut	1/21/09		18	0-1	.000	0-0	.000	1-2	.500	0	1	1	2.9	3	1	1	1	1	1	4.2
Totals		0	282	26-55	.473	5-19	.263	10-15	.667	18	29	47	2.9	38	15	15	3	8	67	4.2

Games played: 16
Minutes/game: 17.6
Points/game: 4.2
FG Pct: 47.3
3FG Pct: 26.3
FT Pct: 66.7

Rebounds/game: 2.9
Assists/game: 0.9
Turnovers/game: 0.9
Assist/turnover ratio: 1.0
Steals/game: 0.5
Blocks/game: 0.2

#22 ANDERSON, Dwayne

Opponent	Date	gs	min	Total		3-Pointers		Free throws		Rebounds				pf	a	t/o	blk	stl	pts	avg
				fg-fga	pct	3fg-fga	pct	ft-fta	pct	off	def	tot	avg							
at Penn	12/02/08		7	1-1	1.000	1-1	1.000	0-0	.000	0	1	1	1.0	0	0	1	0	0	3	3.0
vs #6 Texas	12/9/08		20	1-4	.250	0-1	.000	2-2	1.000	5	4	9	5.0	3	0	2	0	2	4	3.5
SAINT JOSEPH'S	12/11/08	*	31	3-5	.600	1-3	.333	3-3	1.000	1	0	1	3.7	3	1	0	1	2	10	5.7
at La Salle	12/14/08	*	21	1-4	.250	0-2	.000	0-0	.000	2	2	4	3.8	2	1	1	0	1	2	4.8
NAVY	12/22/08	*	17	2-4	.500	0-2	.000	0-0	.000	3	1	4	3.8	3	1	1	1	2	4	4.6
TEMPLE	12/29/08	*	13	1-2	.500	1-2	.500	0-0	.000	0	0	0	3.2	1	0	1	0	0	3	4.3
at #25 Marquette	1/1/09		22	2-4	.500	0-2	.000	0-0	.000	2	3	5	3.4	4	2	0	0	0	4	4.3
at Seton Hall	1/6/09	*	36	4-9	.444	1-3	.333	0-0	.000	7	8	15	4.9	4	1	2	2	0	9	4.9
#23 LOUISVILLE	01/10/09	*	21	0-3	.000	0-2	.000	0-1	.000	0	4	4	4.8	3	1	0	1	0	0	4.3
ST. JOHN'S	01/18/09	*	29	5-9	.556	1-3	.333	3-3	1.000	1	3	4	4.7	3	2	3	1	3	14	5.3
at #3 Connecticut	1/21/09	*	31	5-9	.556	1-3	.333	4-4	1.000	3	5	8	5.0	3	3	1	0	3	15	6.2
Totals		8	248	25-54	.463	6-24	.250	12-13	.923	24	31	55	5.0	29	12	12	6	13	68	6.2

Games played: 11
Minutes/game: 22.5
Points/game: 6.2
FG Pct: 46.3
3FG Pct: 25.0
FT Pct: 92.3

Rebounds/game: 5.0
Assists/game: 1.1
Turnovers/game: 1.1
Assist/turnover ratio: 1.0
Steals/game: 1.2
Blocks/game: 0.5

The Automated ScoreBook
 Villanova Individual Game-by-Game (as of Jan 22, 2009)
 All games

#23 WOOTEN, Russell

Opponent	Date	gs	min	Total		3-Pointers		Free throws		Rebounds				pf	a	t/o	blk	stl	pts	avg
				fg-fga	pct	3fg-fga	pct	ft-fa	pct	off	def	tot	avg							
ALBANY	11/14/08		1	0-0	.000	0-0	.000	0-0	.000	1	0	1	1.0	1	0	0	0	0	0	0.0
FORDHAM	11/17/08		5	0-0	.000	0-0	.000	0-0	.000	1	0	1	1.0	1	0	0	0	0	0	0.0
NIAGARA	11/19/08		1	0-0	.000	0-0	.000	0-0	.000	0	0	0	0.7	0	0	0	0	0	0	0.0
MONMOUTH	11/25/08		3	0-0	.000	0-0	.000	0-0	.000	0	0	0	0.5	1	0	0	0	0	0	0.0
vs Towson	11/28/08		1	0-0	.000	0-0	.000	0-0	.000	0	0	0	0.4	0	0	0	0	0	0	0.0
at Penn	12/02/08		1	0-0	.000	0-0	.000	0-0	.000	0	0	0	0.3	0	0	0	0	0	0	0.0
HOUSTON BAPTIST	12/04/08		3	0-0	.000	0-0	.000	0-0	.000	0	0	0	0.3	0	0	0	0	0	0	0.0
ST. JOHN'S	01/18/09		1	0-0	.000	0-0	.000	0-0	.000	0	0	0	0.3	0	0	0	0	0	0	0.0
Totals			0	16	0-0	.000	0-0	.000	0-0	.000	2	0	2	0.3	3	0	0	0	0	0.0

Games played: 8
 Minutes/game: 2.0

Rebounds/game: 0.3

#24 STOKES, Corey

Opponent	Date	gs	min	Total		3-Pointers		Free throws		Rebounds				pf	a	t/o	blk	stl	pts	avg	
				fg-fga	pct	3fg-fga	pct	ft-fa	pct	off	def	tot	avg								
ALBANY	11/14/08	*	26	4-6	.667	3-4	.750	2-2	1.000	0	0	0	0.0	3	0	1	0	0	13	13.0	
FORDHAM	11/17/08	*	31	4-6	.667	3-3	1.000	6-6	1.000	1	7	8	4.0	2	2	1	0	1	17	15.0	
NIAGARA	11/19/08		27	2-4	.500	2-4	.500	2-4	.500	0	3	3	3.7	2	0	0	0	1	8	12.7	
MONMOUTH	11/25/08	*	28	6-13	.462	5-11	.455	1-2	.500	0	7	7	4.5	0	3	2	0	1	18	14.0	
vs Towson	11/28/08	*	30	3-12	.250	2-10	.200	0-0	.000	1	3	4	4.4	3	3	0	0	2	8	12.8	
vs Rhode Island	11/29/08	*	23	1-5	.200	0-2	.000	1-1	1.000	0	0	0	3.7	4	0	2	0	0	3	11.2	
at Penn	12/02/08	*	25	5-8	.625	4-6	.667	0-0	.000	2	3	5	3.9	1	1	1	1	1	14	11.6	
HOUSTON BAPTIST	12/04/08	*	27	7-11	.636	6-9	.667	2-2	1.000	0	3	3	3.8	2	1	2	0	0	22	12.9	
vs #6 Texas	12/9/08	*	30	4-9	.444	2-7	.286	1-2	.500	1	2	3	3.7	3	0	2	0	2	11	12.7	
SAINT JOSEPH'S	12/11/08	*	21	1-3	.333	1-2	.500	0-0	.000	0	2	2	3.5	0	1	0	0	0	3	11.7	
at La Salle	12/14/08	*	29	6-10	.600	4-7	.571	2-2	1.000	0	3	3	3.5	3	1	0	0	1	18	12.3	
NAVY	12/22/08	*	20	3-12	.250	1-5	.200	4-5	.800	2	3	5	3.6	1	0	0	1	2	11	12.2	
TEMPLE	12/29/08	*	26	1-7	.143	0-3	.000	0-0	.000	0	4	4	3.6	2	0	1	0	1	2	11.4	
at #25 Marquette	1/1/09	*	24	3-8	.375	2-5	.400	2-2	1.000	0	1	1	3.4	2	2	2	2	0	10	11.3	
at Seton Hall	1/6/09		7	0-2	.000	0-1	.000	0-0	.000	0	1	1	3.3	1	0	0	0	0	0	10.5	
#23 LOUISVILLE	01/10/09		21	2-6	.333	1-2	.500	0-0	.000	2	2	4	3.3	2	2	0	0	1	5	10.2	
ST. JOHN'S	01/18/09		28	2-6	.333	2-4	.500	0-0	.000	0	3	3	3.3	2	2	1	0	0	6	9.9	
at #3 Connecticut	1/21/09		25	3-6	.500	3-6	.500	3-3	1.000	0	2	2	3.2	2	0	2	0	0	12	10.1	
Totals			13	448	57-134	.425	41-91	.451	26-31	.839	9	49	58	3.2	35	18	17	4	13	181	10.1

Games played: 18
 Minutes/game: 24.9
 Points/game: 10.1
 FG Pct: 42.5
 3FG Pct: 45.1
 FT Pct: 83.9

Rebounds/game: 3.2
 Assists/game: 1.0
 Turnovers/game: 0.9
 Assist/turnover ratio: 1.1
 Steals/game: 0.7
 Blocks/game: 0.2

The Automated ScoreBook
Villanova Individual Game-by-Game (as of Jan 22, 2009)
All games

#33 CUNNINGHAM, Dante

Opponent	Date	gs	min	Total		3-Pointers		Free throws		Rebounds				pf	a	t/o	blk	stl	pts	avg	
				fg-fga	pct	3fg-fga	pct	ft-fta	pct	off	def	tot	avg								
ALBANY	11/14/08	*	30	6-9	.667	0-0	.000	1-3	.333	3	3	6	6.0	2	3	2	0	1	13	13.0	
FORDHAM	11/17/08	*	29	11-17	.647	0-0	.000	9-12	.750	6	5	11	8.5	2	1	1	1	1	31	22.0	
NIAGARA	11/19/08	*	23	3-3	1.000	0-0	.000	5-6	.833	2	1	3	6.7	5	1	2	0	1	11	18.3	
MONMOUTH	11/25/08	*	30	9-17	.529	0-0	.000	1-1	1.000	6	1	7	6.8	1	0	1	0	1	19	18.5	
vs Towson	11/28/08	*	30	4-8	.500	0-0	.000	4-4	1.000	1	6	7	6.8	2	0	1	1	2	12	17.2	
vs Rhode Island	11/29/08	*	37	6-15	.400	0-0	.000	7-8	.875	2	10	12	7.7	2	1	0	3	1	19	17.5	
at Penn	12/02/08	*	33	8-15	.533	0-1	.000	4-4	1.000	4	7	11	8.1	1	2	2	3	1	20	17.9	
HOUSTON BAPTIST	12/04/08	*	30	6-9	.667	0-0	.000	1-3	.333	3	4	7	8.0	1	1	2	0	4	13	17.3	
vs #6 Texas	12/9/08	*	38	9-14	.643	0-1	.000	5-7	.714	1	11	12	8.4	2	1	2	2	2	23	17.9	
SAINT JOSEPH'S	12/11/08	*	39	6-10	.600	0-0	.000	2-2	1.000	2	2	4	8.0	1	0	3	1	1	14	17.5	
at La Salle	12/14/08	*	24	4-8	.500	0-0	.000	1-4	.250	0	4	4	7.6	4	2	3	4	4	9	16.7	
NAVY	12/22/08	*	35	11-18	.611	0-0	.000	2-5	.400	3	7	10	7.8	3	0	1	0	2	24	17.3	
TEMPLE	12/29/08	*	34	6-15	.400	0-0	.000	0-0	.000	0	4	4	7.5	1	0	1	1	2	12	16.9	
at #25 Marquette	1/1/09	*	35	6-11	.545	0-0	.000	4-4	1.000	4	4	8	7.6	5	1	1	1	2	16	16.9	
at Seton Hall	1/6/09	*	45	7-20	.350	0-0	.000	7-9	.778	6	7	13	7.9	1	1	3	1	1	21	17.1	
#23 LOUISVILLE	01/10/09	*	36	9-19	.474	0-0	.000	3-4	.750	0	5	5	7.8	3	0	2	1	2	21	17.4	
ST. JOHN'S	01/18/09	*	31	7-10	.700	0-0	.000	3-5	.600	1	0	1	7.4	1	2	2	2	1	17	17.4	
at #3 Connecticut	1/21/09	*	14	2-5	.400	0-0	.000	2-2	1.000	2	1	3	7.1	5	0	0	3	2	6	16.7	
Totals			18	573	120-223	.538	0-2	.000	61-83	.735	46	82	128	7.1	42	16	29	24	31	301	16.7

Games played: 18
Minutes/game: 31.8
Points/game: 16.7
FG Pct: 53.8
3FG Pct: 0.0
FT Pct: 73.5

Rebounds/game: 7.1
Assists/game: 0.9
Turnovers/game: 1.6
Assist/turnover ratio: 0.6
Steals/game: 1.7
Blocks/game: 1.3

#42 TCHUISI, Frank

Opponent	Date	gs	min	Total		3-Pointers		Free throws		Rebounds				pf	a	t/o	blk	stl	pts	avg	
				fg-fga	pct	3fg-fga	pct	ft-fta	pct	off	def	tot	avg								
ALBANY	11/14/08		11	1-4	.250	0-0	.000	0-1	.000	0	3	3	3.0	2	0	2	0	0	2	2.0	
FORDHAM	11/17/08		14	2-3	.667	0-0	.000	0-2	.000	0	1	1	2.0	2	0	0	0	0	4	3.0	
NIAGARA	11/19/08		5	0-1	.000	0-0	.000	0-0	.000	0	1	1	1.7	1	0	1	0	0	0	2.0	
MONMOUTH	11/25/08		8	0-2	.000	0-0	.000	2-2	1.000	0	0	0	1.3	1	0	0	0	0	2	2.0	
vs Towson	11/28/08		8	1-2	.500	0-0	.000	1-2	.500	3	2	5	2.0	1	0	0	0	0	3	2.2	
vs Rhode Island	11/29/08		2	0-0	.000	0-0	.000	0-0	.000	0	0	0	1.7	0	0	0	0	0	0	1.8	
at Penn	12/02/08		4	0-1	.000	0-0	.000	0-0	.000	1	1	2	1.7	1	0	1	0	0	0	1.6	
HOUSTON BAPTIST	12/04/08		6	0-0	.000	0-0	.000	1-2	.500	0	1	1	1.6	2	1	0	0	0	1	1.5	
at La Salle	12/14/08		1	0-0	.000	0-0	.000	2-2	1.000	0	0	0	1.4	0	0	0	0	0	2	1.6	
ST. JOHN'S	01/18/09		4	0-0	.000	0-0	.000	0-0	.000	0	0	0	1.3	1	0	0	1	0	0	1.4	
at #3 Connecticut	1/21/09		5	1-1	1.000	0-0	.000	0-0	.000	0	1	1	1.3	0	0	0	0	0	2	1.5	
Totals			0	68	5-14	.357	0-0	.000	6-11	.545	4	10	14	1.3	11	1	4	1	0	16	1.5

Games played: 11
Minutes/game: 6.2
Points/game: 1.5
FG Pct: 35.7
FT Pct: 54.5

Rebounds/game: 1.3
Assists/game: 0.1
Turnovers/game: 0.4
Assist/turnover ratio: 0.3
Blocks/game: 0.1

(Jan 22, 2009)
Individual Career History

ANDERSON, Dwayne

Season	gp-gs	min/avg	Total		3-Point		F-Throws		Rebounds				Scoring							
			fg-fga	pct	fg-fga	pct	ft-fta	pct	off	def	tot	avg	pf	fo	ast	to	blk	stl	pts	avg
2005-06	14-0	55/3.9	7-17	.412	5-11	.455	2-4	.500	5	6	11	0.8	3	0	1	3	0	2	21	1.5
2006-07	23-0	211/9.2	24-67	.358	13-49	.265	20-22	.909	13	31	44	1.9	16	0	10	12	0	11	81	3.5
2007-08	30-14	631/21.0	73-145	.503	21-66	.318	27-43	.628	54	89	143	4.8	70	3	27	29	12	44	194	6.5
2008-09	11-8	248/22.5	25-54	.463	6-24	.250	12-13	.923	24	31	55	5.0	29	0	12	12	6	13	68	6.2
TOTAL	78-22	1145/14.7	129-283	.456	45-150	.300	61-82	.744	96	157	253	3.2	118	3	50	56	18	70	364	4.7

CLARK, Shane

Season	gp-gs	min/avg	Total		3-Point		F-Throws		Rebounds				Scoring							
			fg-fga	pct	fg-fga	pct	ft-fta	pct	off	def	tot	avg	pf	fo	ast	to	blk	stl	pts	avg
2005-06	25-0	286/11.4	18-44	.409	1-2	.500	17-29	.586	22	28	50	2.0	42	1	7	8	9	8	54	2.2
2006-07	33-10	793/24.0	83-193	.430	38-100	.380	39-54	.722	47	85	132	4.0	93	6	31	47	12	27	243	7.4
2007-08	32-17	713/22.3	79-180	.439	16-56	.286	53-63	.841	56	83	139	4.3	74	3	35	34	15	21	227	7.1
2008-09	16-0	282/17.6	26-55	.473	5-19	.263	10-15	.667	18	29	47	2.9	38	1	15	15	3	8	67	4.2
TOTAL	106-27	2074/19.6	206-472	.436	60-177	.339	119-161	.739	143	225	368	3.5	247	11	88	104	39	64	591	5.6

COLENDI, Jason

Season	gp-gs	min/avg	Total		3-Point		F-Throws		Rebounds				Scoring							
			fg-fga	pct	fg-fga	pct	ft-fta	pct	off	def	tot	avg	pf	fo	ast	to	blk	stl	pts	avg
2007-08	6-0	7/1.2	0-0	.000	0-0	.000	0-0	.000	0	1	1	0.2	2	0	1	1	0	0	0	0.0
2008-09	11-0	21/1.9	0-1	.000	0-0	.000	0-0	.000	0	3	3	0.3	0	0	1	1	0	0	0	0.0
TOTAL	17-0	28/1.6	0-1	.000	0-0	.000	0-0	.000	0	4	4	0.2	2	0	2	2	0	0	0	0.0

CUNNINGHAM, Dante

Season	gp-gs	min/avg	Total		3-Point		F-Throws		Rebounds				Scoring							
			fg-fga	pct	fg-fga	pct	ft-fta	pct	off	def	tot	avg	pf	fo	ast	to	blk	stl	pts	avg
2005-06	33-4	629/19.1	29-62	.468	0-0	.000	13-33	.394	59	73	132	4.0	78	2	25	26	19	27	71	2.2
2006-07	33-27	902/27.3	99-193	.513	1-1	1.000	88-113	.779	86	91	177	5.4	96	5	24	56	20	42	287	8.7
2007-08	35-35	1050/30.0	142-261	.544	0-0	.000	80-116	.690	100	126	226	6.5	107	7	37	80	31	46	364	10.4
2008-09	18-18	573/31.8	120-223	.538	0-2	.000	61-83	.735	46	82	128	7.1	42	3	16	29	24	31	301	16.7
TOTAL	119-84	3154/26.5	390-739	.528	1-3	.333	242-345	.701	291	372	663	5.6	323	17	102	191	94	146	1023	8.6

FISHER, Corey

Season	gp-gs	min/avg	Total		3-Point		F-Throws		Rebounds				Scoring							
			fg-fga	pct	fg-fga	pct	ft-fta	pct	off	def	tot	avg	pf	fo	ast	to	blk	stl	pts	avg
2007-08	34-21	744/21.9	104-294	.354	41-124	.331	59-79	.747	11	49	60	1.8	61	1	92	68	0	36	308	9.1
2008-09	18-12	460/25.6	57-140	.407	12-38	.316	53-70	.757	9	31	40	2.2	44	1	53	36	0	24	179	9.9
TOTAL	52-33	1204/23.2	161-434	.371	53-162	.327	112-149	.752	20	80	100	1.9	105	2	145	104	0	60	487	9.4

PENA, Antonio

Season	gp-gs	min/avg	Total		3-Point		F-Throws		Rebounds				Scoring							
			fg-fga	pct	fg-fga	pct	ft-fta	pct	off	def	tot	avg	pf	fo	ast	to	blk	stl	pts	avg
2007-08	35-19	678/19.4	86-183	.470	2-6	.333	67-96	.698	52	97	149	4.3	84	2	34	63	11	19	241	6.9
2008-09	18-18	452/25.1	48-91	.527	0-1	.000	43-66	.652	41	76	117	6.5	45	3	31	30	13	8	139	7.7
TOTAL	53-37	1130/21.3	134-274	.489	2-7	.286	110-162	.679	93	173	266	5.0	129	5	65	93	24	27	380	7.2

REDDING, Reggie

Season	gp-gs	min/avg	Total		3-Point		F-Throws		Rebounds				Scoring							
			fg-fga	pct	fg-fga	pct	ft-fta	pct	off	def	tot	avg	pf	fo	ast	to	blk	stl	pts	avg
2006-07	28-3	443/15.8	28-88	.318	7-40	.175	16-25	.640	21	45	66	2.4	43	0	27	25	5	23	79	2.8
2007-08	35-18	722/20.6	55-140	.393	9-36	.250	43-68	.632	24	66	90	2.6	85	2	59	32	12	39	162	4.6
2008-09	18-3	463/25.7	40-108	.370	12-39	.308	24-34	.706	28	54	82	4.6	46	0	47	31	3	18	116	6.4
TOTAL	81-24	1628/20.1	123-336	.366	28-115	.243	83-127	.654	73	165	238	2.9	174	2	133	88	20	80	357	4.4

Villanova University Men's Basketball
Clutch Free Throw Shooting

NAME	LAST 5 MINUTES			LAST 2 MINUTES AND OT			SEASON			CAREER		
	FT	FTA	FT%	FT	FTA	FT%	FT	FTA	FT%	FT	FTA	FT%
Anderson, Dwayne	3	3	1.000	2	2	1.000	12	13	0.923	61	82	0.744
Colenda, Jason	0	0	---	0	0	---	0	0	---	0	0	---
Clark, Shane	2	2	1.000	2	2	1.000	10	15	0.667	118	161	0.733
Cunningham, Dante	13	16	0.813	10	12	0.833	61	83	0.735	242	343	0.706
Drummond, Casiem	2	2	1.000	2	2	1.000	2	2	1.000	22	51	0.431
Fisher, Corey	11	17	0.647	8	12	0.667	53	70	0.757	112	149	0.752
Pena, Antonio	8	14	0.571	4	8	0.500	43	66	0.652	110	162	0.679
Redding, Reggie	12	15	0.800	8	8	1.000	24	34	0.706	83	127	0.654
Reynolds, Scottie	27	31	0.871	15	16	0.938	78	91	0.857	371	457	0.812
Stokes, Corey	8	10	0.800	4	6	0.667	26	31	0.839	63	73	0.863
Sutton, Maurice	0	0	---	0	0	---	0	0	---	0	0	---
Tchuisi, Frank	5	8	0.625	3	4	0.750	6	11	0.545	10	19	0.526
Wooten, Russell	0	0	---	0	0	---	0	0	---	0	0	---
TEAM TOTALS	91	118	0.771	58	72	0.806	315	416	0.757			

Villanova University Men's Basketball
Career Three-Point Shooting

OVERALL SEASON GAMES							
3-PTRS MADE	NUMBER	3-PTRS ATTEMPTED	NUMBER	3-POINT PCT.	NUMBER	3-PTRS PER GAME	NUMBER
					<i>Minimum 125 Made</i>		<i>Minimum 125 Made</i>
Gary Buchanan	337	Allan Ray	850	Gary Buchanan	.398 (337-846)	Gary Buchanan	2.76 (337 in 122 G)
Allan Ray	312	Gary Buchanan	846	Doug West	.394 (143-363)	Allan Ray	2.40 (312 in 130 G)
Kerry Kittles	278	Kerry Kittles	706	Kerry Kittles	.394 (278-706)	Kerry Kittles	2.28 (278 in 122 G)
Mike Nardi	251	Mike Nardi	664	Greg Woodard	.384 (188-489)	Scottie Reynolds	2.09 (180 in 86 G)
Eric Eberz	223	Randy Foye	647	Scottie Reynolds	.381 (180-473)	Mike Nardi	1.95 (251 in 129 G)
Randy Foye	213	Jermaine Medley	591	Eric Eberz	.381 (223-586)	Eric Eberz	1.86 (223 in 120 G)
Jermaine Medley	198	Eric Eberz	586	Mike Nardi	.378 (251-664)	Randy Foye	1.63 (213 in 131 G)
Greg Woodard	188	Chris Walker	512	Chris Walker	.367 (188-512)	Jermaine Medley	1.61 (198 in 123 G)
Chris Walker	188	Greg Woodard	489	Allan Ray	.367 (312-850)	Chris Walker	1.53 (188 in 123 G)
Scottie Reynolds	180	Scottie Reynolds	473	Brian Lynch	.353 (155-439)	Greg Woodard	1.47 (188 in 128 G)
3-PTRS MADE	NUMBER	3-PTRS ATTEMPTED	NUMBER	3-POINT PCT.	NUMBER	3-PTRS PER GAME	NUMBER
					<i>Minimum 75 Made</i>		<i>Minimum 75 Made</i>
Allan Ray	168	Gary Buchanan	448	Kerry Kittles	.410 (166-405)	Allan Ray	2.67 (168 in 63 G)
Gary Buchanan	167	Allan Ray	440	Greg Woodard	.400 (102-255)	Gary Buchanan	2.65 (167 in 63 G)
Kerry Kittles	166	Kerry Kittles	405	Eric Eberz	.387 (126-326)	Kerry Kittles	2.41 (166 in 69 G)
Mike Nardi	128	Mike Nardi	345	Allan Ray	.382 (168-440)	Scottie Reynolds	2.23 (87 in 39 G)
Eric Eberz	126	Eric Eberz	326	Alvin Williams	.377 (84-223)	Mike Nardi	2.06 (128 in 62 G)
Jermaine Medley	111	Jermaine Medley	317	Scottie Reynolds	.375 (87-232)	Eric Eberz	1.85 (126 in 68 G)
Randy Foye	104	Randy Foye	315	Gary Buchanan	.373 (167-448)	Jermaine Medley	1.68 (111 in 66 G)
Greg Woodard	102	Chris Walker	263	Mike Nardi	.371 (128-345)	Randy Foye	1.63 (104 in 64 G)
Chris Walker	96	John Celestand	256	Brian Lynch	.367 (90-245)	Greg Woodard	1.55 (102 in 66 G)
Brian Lynch	90	Greg Woodard	255	Chris Walker	.365 (96-263)	Chris Walker	1.48 (96 in 65 G)
NOTES							
The NCAA instituted the three-point shot for men's basketball before the start of the 1986-87 season.							
Villanova has made at least one three-pointer in 385 straight games since making none against Kentucky on February 9, 1997 (0-for-3) in a 93-56 loss.							
The Wildcats have made at least one three-pointer in 722 of 729 games (99.0 percent) since the advent of the three-point rule.							
In Big East games, Villanova has at least one three-pointer in 373 of 377 games (98.9 percent) since 1986-87.							
Villanova has made at least one three-pointer in 329 straight Big East games since going 0-for-5 in a 74-60 victory over St. John's on March 4, 1989.							
The Wildcats have an all-time team three-point shooting percentage of .357 (4483-12555).							
In Big East games, Villanova has an all-time team three-point shooting percentage of .354 (2342-6612).							

The Automated ScoreBook
Villanova Season Box Score (as of Jan 22, 2009)
All games

RECORD:	OVERALL	HOME	AWAY	NEUTRAL
ALL GAMES	14-4	9-1	3-2	2-1
CONFERENCE	2-3	1-1	1-2	0-0
NON-CONFERENCE	12-1	8-0	2-0	2-1

#	Player	gp-gs	min		Total		3-Point		F-Throw		Rebounds				Other					pts	avg	
			min	avg	fg-fga	pct	3fg-fga	pct	ft-fa	pct	off	def	tot	avg	pf	dq	a	to	blk			stl
33	CUNNINGHAM, Dant	18-18	573	31.8	120-223	.538	0-2	.000	61-83	.735	46	82	128	7.1	42	3	16	29	24	31	301	16.7
01	REYNOLDS, Scottie	18-18	575	31.9	79-194	.407	37-97	.381	78-91	.857	9	44	53	2.9	41	2	73	44	2	26	273	15.2
24	STOKES, Corey	18-13	448	24.9	57-134	.425	41-91	.451	26-31	.839	9	49	58	3.2	35	0	18	17	4	13	181	10.1
10	FISHER, Corey	18-12	460	25.6	57-140	.407	12-38	.316	53-70	.757	9	31	40	2.2	44	1	53	36	0	24	179	9.9
00	PENA, Antonio	18-18	452	25.1	48-91	.527	0-1	.000	43-66	.652	41	76	117	6.5	45	3	31	30	13	8	139	7.7
15	REDDING, Reggie	18-3	463	25.7	40-108	.370	12-39	.308	24-34	.706	28	54	82	4.6	46	0	47	31	3	18	116	6.4
22	ANDERSON, Dwayne	11-8	248	22.5	25-54	.463	6-24	.250	12-13	.923	24	31	55	5.0	29	0	12	12	6	13	68	6.2
20	CLARK, Shane	16-0	282	17.6	26-55	.473	5-19	.263	10-15	.667	18	29	47	2.9	38	1	15	15	3	8	67	4.2
05	DRUMMOND, Casiem	2-0	19	9.5	1-1	1.000	0-0	.000	2-2	1.000	1	4	5	2.5	5	0	0	1	1	0	4	2.0
42	TCHUISI, Frank	11-0	68	6.2	5-14	.357	0-0	.000	6-11	.545	4	10	14	1.3	11	0	1	4	1	0	16	1.5
04	COLENDIA, Jason	11-0	21	1.9	0-1	.000	0-0	.000	0-0	.000	0	3	3	0.3	0	0	1	1	0	0	0	0.0
23	WOOTEN, Russell	8-0	16	2.0	0-0	.000	0-0	.000	0-0	.000	2	0	2	0.3	3	0	0	0	0	0	0	0.0
Team											24	38	62		2			5				
Total.....		18	3625		458-1015	.451	113-311	.363	315-416	.757	215	451	666	37.0	341	10	267	225	57	141	1344	74.7
Opponents.....		18	3626		379-970	.391	117-362	.323	245-359	.682	187	389	576	32.0	352	-	219	273	56	105	1120	62.2

Score by Periods	1st	2nd	OT	Totals
Villanova	666	665	13	1344
Opponents	540	571	9	1120

The Automated ScoreBook
Villanova Team Game-by-Game (as of Jan 22, 2009)
All games

TEAM STATISTICS

Opponent	Date	Score	W	Total		3-Pointers		Free throws		Rebounds				pf	a	t/o	blk	stl	pts	avg
				fg-fga	pct	3fg-fga	pct	ft-fa	pct	off	def	tot	avg							
ALBANY	11/14/08	78-60	W	28-51	.549	6-15	.400	16-21	.762	8	25	33	33.0	19	18	14	2	8	78	78.0
FORDHAM	11/17/08	107-68	W	35-60	.583	7-14	.500	30-36	.833	12	33	45	39.0	23	23	9	2	6	107	92.5
NIAGARA	11/19/08	77-62	W	21-48	.438	7-18	.389	28-38	.737	10	24	34	37.3	23	11	15	0	10	77	87.3
MONMOUTH	11/25/08	71-48	W	26-59	.441	8-20	.400	11-13	.846	14	27	41	38.2	16	16	12	1	9	71	83.2
vs Towson	11/28/08	64-47	W	23-53	.434	7-24	.292	11-19	.579	15	28	43	39.2	13	17	14	3	8	64	79.4
vs Rhode Island	11/29/08	78-65	W	25-62	.403	2-15	.133	26-31	.839	18	22	40	39.3	21	11	9	4	6	78	79.2
at Penn	12/02/08	69-47	W	24-59	.407	7-18	.389	14-17	.824	19	28	47	40.4	16	15	15	5	6	69	77.7
HOUSTON BAPTIST	12/04/08	93-57	W	31-55	.564	12-25	.480	19-22	.864	8	23	31	39.2	14	17	10	1	10	93	79.6
vs #6 Texas	12/9/08	58-67	L	19-50	.380	4-18	.222	16-25	.640	11	25	36	38.9	23	13	19	2	10	58	77.2
SAINT JOSEPH'S	12/11/08	59-56	W	20-48	.417	5-14	.357	14-16	.875	7	20	27	37.7	12	11	9	2	5	59	75.4
at La Salle	12/14/08	70-59	W	27-57	.474	8-16	.500	8-14	.571	6	25	31	37.1	18	20	8	6	7	70	74.9
NAVY	12/22/08	78-68	W	27-66	.409	5-21	.238	19-27	.704	17	26	43	37.6	19	16	9	5	9	78	75.2
TEMPLE	12/29/08	62-45	W	20-50	.400	8-17	.471	14-17	.824	7	29	36	37.5	15	9	10	2	7	62	74.2
at #25 Marquette	1/1/09	72-79	L	24-58	.414	6-20	.300	18-21	.857	11	19	30	36.9	28	11	16	3	9	72	74.0
at Seton Hall	1/6/09	89-85	Wot	29-71	.408	7-18	.389	24-30	.800	20	29	49	37.7	15	16	12	4	4	89	75.0
#23 LOUISVILLE	01/10/09	60-61	L	20-53	.377	2-8	.250	18-29	.621	11	28	39	37.8	18	12	14	4	7	60	74.1
ST. JOHN'S	01/18/09	76-57	W	30-51	.588	5-12	.417	11-18	.611	8	21	29	37.3	22	18	16	5	10	76	74.2
at #3 Connecticut	1/21/09	83-89	L	29-64	.453	7-18	.389	18-22	.818	13	19	32	37.0	26	13	14	6	10	83	74.7
Villanova		1344		458-1015	.451	113-311	.363	315-416	.757	215	451	666	37.0	341	267	225	57	141	1344	74.7
Opponents		1120		379-970	.391	117-362	.323	245-359	.682	187	389	576	32.0	352	219	273	56	105	1120	62.2

Games played: 18
Points/game: 74.7
FG Pct: 45.1
3FG Pct: 36.3
FT Pct: 75.7

Rebounds/game: 37.0
Assists/game: 14.8
Turnovers/game: 12.5
Assist/turnover ratio: 1.2
Steals/game: 7.8
Blocks/game: 3.2

The Automated ScoreBook
Villanova Team Game-by-Game Comparison (as of Jan 22, 2009)
All games

Opponent	1st	2nd	Score	Mar	Total FG	FG Pct	3-Pointers	3FG Pct	Free Throws	FT Pct	Rebounds	Assist	T/Over	Block	Steal	Fouls
ALBANY	40/24	38/36	78-60	+18	28-51/22-51	.549/.431	6-15/7-20	.400/.350	16-21/9-18	.762/.500	33/30 +3	18/12	14/20	2/3	8/8	19/20
FORDHAM	56/38	51/30	107-68	+39	35-60/23-65	.583/.354	7-14/8-26	.500/.308	30-36/14-18	.833/.778	45/28 +17	23/12	9/11	2/2	6/1	23/25
NIAGARA	36/30	41/32	77-62	+15	21-48/20-52	.438/.385	7-18/6-21	.389/.286	28-38/16-25	.737/.640	34/32 +2	11/10	15/19	0/1	10/11	23/27
MONMOUTH	45/13	26/35	71-48	+23	26-59/15-44	.441/.341	8-20/7-23	.400/.304	11-13/11-13	.846/.846	41/23 +18	16/10	12/15	1/3	9/7	16/14
Towson	33/28	31/19	64-47	+17	23-53/18-55	.434/.327	7-24/5-27	.292/.185	11-19/6-14	.579/.429	43/35 +8	17/12	14/13	3/4	8/6	13/17
Rhode Island	40/33	38/32	78-65	+13	25-62/22-53	.403/.415	2-15/3-13	.133/.231	26-31/18-27	.839/.667	40/34 +6	11/10	9/14	4/3	6/2	21/25
Penn	36/24	33/23	69-47	+22	24-59/16-49	.407/.327	7-18/3-16	.389/.188	14-17/12-18	.824/.667	47/24 +23	15/12	15/13	5/1	6/8	16/16
HOUSTON BAPTIST	48/22	45/35	93-57	+36	31-55/18-44	.564/.409	12-25/11-24	.480/.458	19-22/10-18	.864/.556	31/23 +8	17/11	10/21	1/2	10/4	14/20
#6 Texas	26/32	32/35	58-67	(9)	19-50/25-60	.380/.417	4-18/6-15	.222/.400	16-25/11-24	.640/.458	36/39 (3)	13/16	19/13	2/7	10/5	23/23
SAINT JOSEPH'S	26/35	33/21	59-56	+3	20-48/21-45	.417/.467	5-14/8-17	.357/.471	14-16/6-9	.875/.667	27/27 -	11/15	9/13	2/3	5/4	12/13
La Salle	36/26	34/33	70-59	+11	27-57/21-56	.474/.375	8-16/4-14	.500/.286	8-14/13-20	.571/.650	31/40 (9)	20/9	8/15	6/5	7/5	18/13
NAVY	37/28	41/40	78-68	+10	27-66/20-54	.409/.370	5-21/14-28	.238/.500	19-27/14-18	.704/.778	43/34 +9	16/13	9/18	5/1	9/5	19/22
TEMPLE	22/25	40/20	62-45	+17	20-50/15-48	.400/.313	8-17/4-14	.471/.286	14-17/11-14	.824/.786	36/29 +7	9/11	10/13	2/2	7/4	15/17
#25 Marquette	32/36	40/43	72-79	(7)	24-58/23-50	.414/.460	6-20/10-24	.300/.417	18-21/23-31	.857/.742	30/32 (2)	11/15	16/19	3/1	9/4	28/18
Seton Hall	35/37	41/39	89-85	+4	29-71/32-81	.408/.395	7-18/8-27	.389/.296	24-30/13-14	.800/.929	49/43 +6	16/13	12/9	4/2	4/8	15/23
#23 LOUISVILLE	26/34	34/27	60-61	(1)	20-53/24-62	.377/.387	2-8/3-25	.250/.120	18-29/10-17	.621/.588	39/40 (1)	12/15	14/14	4/5	7/7	18/23
ST. JOHN'S	44/27	32/30	76-57	+19	30-51/17-44	.588/.386	5-12/6-16	.417/.375	11-18/17-22	.611/.773	29/26 +3	18/11	16/19	5/3	10/9	22/19
#3 Connecticut	48/48	35/41	83-89	(6)	29-64/27-57	.453/.474	7-18/4-12	.389/.333	18-22/31-39	.818/.795	32/37 (5)	13/12	14/14	6/8	10/7	26/17

Note: Game totals are displayed in the format TEAM/OPPONENT for each category

The Automated ScoreBook
Villanova Game-by-Game Points-Rebounds-Assists (as of Jan 22, 2009)
All games

Opponent	Date	Score		00	01	04	05	10	15	20
				PENA,ANTON	REYNOLDS,S	COLEND,A,JA	DRUMMOND,C	FISHER,COR	REDDING,RE	CLARK,SHAN
ALBANY	11/14/08	78-60	w	12-5-2	13-1-6	0-0-0	4-5-0	10-2-5	11-4-2	DNP
FORDHAM	11/17/08	107-68	w	10-6-3	11-4-7	0-1-1	DNP	17-2-4	9-4-4	8-1-1
NIAGARA	11/19/08	77-62	w	8-7-0	19-4-2	0-0-0	0-0-0	15-6-5	14-4-3	2-1-0
MONMOUTH	11/25/08	71-48	w	4-6-2	9-6-4	0-0-0	DNP	4-0-4	5-6-2	10-2-1
vs Towson	11/28/08	64-47	w	12-7-2	14-6-6	0-0-0	DNP	11-2-1	2-6-3	2-2-2
vs Rhode Island	11/29/08	78-65	w	10-6-1	13-1-3	0-0-0	DNP	14-0-1	11-12-3	8-4-2
at Penn	12/02/08	69-47	w	8-4-2	10-3-4	0-0-0	DNP	7-6-4	2-6-2	5-4-0
HOUSTON BAPTIST	12/04/08	93-57	w	10-4-0	23-1-6	0-2-0	DNP	12-3-3	7-3-4	5-3-1
vs #6 Texas	12/9/08	58-67	L	0-0-0	10-5-5	0-0-0	DNP	0-1-1	7-3-4	3-2-2
SAINT JOSEPH'S	12/11/08	59-56	w	4-8-1	18-4-6	DNP	DNP	2-1-2	6-3-0	2-3-0
at La Salle	12/14/08	70-59	w	5-6-6	13-0-2	0-0-0	DNP	8-2-6	7-2-2	6-7-0
NAVY	12/22/08	78-68	w	7-12-4	23-1-3	DNP	DNP	7-1-3	0-2-4	2-4-1
TEMPLE	12/29/08	62-45	w	3-9-0	8-3-3	DNP	DNP	23-4-3	4-6-2	7-2-1
at #25 Marquette	1/1/09	72-79	L	0-4-1	15-1-1	DNP	DNP	21-5-1	4-3-2	2-3-1
at Seton Hall	1/6/09	89-85	wo	7-8-4	40-4-3	DNP	DNP	0-0-2	10-3-3	2-3-2
#23 LOUISVILLE	01/10/09	60-61	L	14-8-1	11-4-2	DNP	DNP	7-2-3	0-6-3	2-5-0
ST. JOHN'S	01/18/09	76-57	w	13-9-2	9-3-5	0-0-0	DNP	12-1-2	5-5-3	DNP
at #3 Connecticut	1/21/09	83-89	L	12-8-0	14-2-5	DNP	DNP	9-2-3	12-4-1	1-1-1

Opponent	Date	Score		22	23	24	33	42
				ANDERSON,D	WOOTEN,RUS	STOKES,COR	CUNNINGHAM	TCHUISI,FR
ALBANY	11/14/08	78-60	w	DNP	0-1-0	13-0-0	13-6-3	2-3-0
FORDHAM	11/17/08	107-68	w	DNP	0-1-0	17-8-2	31-11-1	4-1-0
NIAGARA	11/19/08	77-62	w	DNP	0-0-0	8-3-0	11-3-1	0-1-0
MONMOUTH	11/25/08	71-48	w	DNP	0-0-0	18-7-3	19-7-0	2-0-0
vs Towson	11/28/08	64-47	w	DNP	0-0-0	8-4-3	12-7-0	3-5-0
vs Rhode Island	11/29/08	78-65	w	DNP	DNP	3-0-0	19-12-1	0-0-0
at Penn	12/02/08	69-47	w	3-1-0	0-0-0	14-5-1	20-11-2	0-2-0
HOUSTON BAPTIST	12/04/08	93-57	w	DNP	0-0-0	22-3-1	13-7-1	1-1-1
vs #6 Texas	12/9/08	58-67	L	4-9-0	DNP	11-3-0	23-12-1	DNP
SAINT JOSEPH'S	12/11/08	59-56	w	10-1-1	DNP	3-2-1	14-4-0	DNP
at La Salle	12/14/08	70-59	w	2-4-1	DNP	18-3-1	9-4-2	2-0-0
NAVY	12/22/08	78-68	w	4-4-1	DNP	11-5-0	24-10-0	DNP
TEMPLE	12/29/08	62-45	w	3-0-0	DNP	2-4-0	12-4-0	DNP
at #25 Marquette	1/1/09	72-79	L	4-5-2	DNP	10-1-2	16-8-1	DNP
at Seton Hall	1/6/09	89-85	wo	9-15-1	DNP	0-1-0	21-13-1	DNP
#23 LOUISVILLE	01/10/09	60-61	L	0-4-1	DNP	5-4-2	21-5-0	DNP
ST. JOHN'S	01/18/09	76-57	w	14-4-2	0-0-0	6-3-2	17-1-2	0-0-0
at #3 Connecticut	1/21/09	83-89	L	15-8-3	DNP	12-2-0	6-3-0	2-1-0

The Automated ScoreBook
Villanova Game-by-Game Highs (as of Jan 22, 2009)
All games

Opponent	Date	Score	Points	Rebounds	Assists	Steals	Blocked shots
ALBANY	11/14/08	78-60	13-CUNNINGHAM, D STOKES, Corey REYNOLDS, Scottie	6-CUNNINGHAM, Da	6-REYNOLDS, Scotti	4-FISHER, Corey	1-PENA, Antonio DRUMMOND, Casie
FORDHAM	11/17/08	107-68	31-CUNNINGHAM, D	11-CUNNINGHAM, D	7-REYNOLDS, Scotti	2-REYNOLDS, Scotti FISHER, Corey	1-CUNNINGHAM, Da PENA, Antonio
NIAGARA	11/19/08	77-62	19-REYNOLDS, Scotti	7-PENA, Antonio	5-FISHER, Corey	4-REYNOLDS, Scotti	None
MONMOUTH	11/25/08	71-48	19-CUNNINGHAM, D	7-STOKES, Corey CUNNINGHAM, Dan	4-FISHER, Corey REYNOLDS, Scottie	3-REYNOLDS, Scotti	1-PENA, Antonio
vs Towson	11/28/08	64-47	14-REYNOLDS, Scotti	7-CUNNINGHAM, Da PENA, Antonio	6-REYNOLDS, Scotti	2-STOKES, Corey CUNNINGHAM, Dan FISHER, Corey	1-REYNOLDS, Scotti CUNNINGHAM, Dan PENA, Antonio
vs Rhode Island	11/29/08	78-65	19-CUNNINGHAM, D	12-REDDING, Reggie CUNNINGHAM, Dan	3-REDDING, Reggie REYNOLDS, Scottie	2-CLARK, Shane	3-CUNNINGHAM, Da
at Penn	12/02/08	69-47	20-CUNNINGHAM, D	11-CUNNINGHAM, D	4-FISHER, Corey REYNOLDS, Scottie	3-FISHER, Corey	3-CUNNINGHAM, Da
HOUSTON BAPTIST vs #6 Texas	12/04/08 12/9/08	93-57 58-67	23-REYNOLDS, Scotti 23-CUNNINGHAM, D	7-CUNNINGHAM, Da 12-CUNNINGHAM, D	6-REYNOLDS, Scotti 5-REYNOLDS, Scotti	4-CUNNINGHAM, Da 2-CUNNINGHAM, Da STOKES, Corey ANDERSON, Dway REYNOLDS, Scottie	1-REYNOLDS, Scotti 2-CUNNINGHAM, Da
SAINT JOSEPH'S	12/11/08	59-56	18-REYNOLDS, Scotti	8-PENA, Antonio	6-REYNOLDS, Scotti	2-ANDERSON, Dway REYNOLDS, Scottie	1-CUNNINGHAM, Da ANDERSON, Dway
at La Salle	12/14/08	70-59	18-STOKES, Corey	7-CLARK, Shane	6-FISHER, Corey PENA, Antonio	4-CUNNINGHAM, Da	4-CUNNINGHAM, Da
NAVY	12/22/08	78-68	24-CUNNINGHAM, D	12-PENA, Antonio	4-PENA, Antonio REDDING, Reggie	2-ANDERSON, Dway STOKES, Corey CUNNINGHAM, Dan REDDING, Reggie	3-PENA, Antonio
TEMPLE	12/29/08	62-45	23-FISHER, Corey	9-PENA, Antonio	3-FISHER, Corey REYNOLDS, Scottie	2-FISHER, Corey CUNNINGHAM, Dan	1-PENA, Antonio CUNNINGHAM, Dan
at #25 Marquette	1/1/09	72-79	21-FISHER, Corey	8-CUNNINGHAM, Da	2-ANDERSON, Dway STOKES, Corey REDDING, Reggie	2-REYNOLDS, Scotti FISHER, Corey CUNNINGHAM, Dan REDDING, Reggie	2-STOKES, Corey
at Seton Hall #23 LOUISVILLE	1/6/09 01/10/09	89-85 60-61	40-REYNOLDS, Scotti 21-CUNNINGHAM, D	15-ANDERSON, Dwa 8-PENA, Antonio	4-PENA, Antonio 3-REDDING, Reggie FISHER, Corey	2-REYNOLDS, Scotti 2-CUNNINGHAM, Da	2-ANDERSON, Dway 1-PENA, Antonio CUNNINGHAM, Dan ANDERSON, Dway CLARK, Shane
ST. JOHN'S at #3 Connecticut	01/18/09 1/21/09	76-57 83-89	17-CUNNINGHAM, D 15-ANDERSON, Dwa	9-PENA, Antonio 8-ANDERSON, Dway PENA, Antonio	5-REYNOLDS, Scotti 5-REYNOLDS, Scotti	4-REDDING, Reggie 3-ANDERSON, Dway	2-CUNNINGHAM, Da 3-CUNNINGHAM, Da

The Automated ScoreBook
Villanova Season Schedule/Results & Leaders (as of Jan 22, 2009)
All games

RECORD:	OVERALL	HOME	AWAY	NEUTRAL
ALL GAMES	14-4	9-1	3-2	2-1
CONFERENCE	2-3	1-1	1-2	0-0
NON-CONFERENCE	12-1	8-0	2-0	2-1

Date	Opponent	Score	Att.	High Points	High Rebounds
11/14/08	ALBANY	w 78-60	6500	(13)REYNOLDS, Scottie (13)STOKES, Corey (13)CUNNINGHAM, Dante	(6)CUNNINGHAM, Dante
11/17/08	FORDHAM	w 107-68	6500	(31)CUNNINGHAM, Dante	(11)CUNNINGHAM, Dante
11/19/08	NIAGARA	w 77-62	6500	(19)REYNOLDS, Scottie	(7)PENA, Antonio
11/25/08	MONMOUTH	w 71-48	6500	(19)CUNNINGHAM, Dante	(7)CUNNINGHAM, Dante (7)STOKES, Corey
11/28/08	vs Towson	w 64-47	4713	(14)REYNOLDS, Scottie	(7)PENA, Antonio (7)CUNNINGHAM, Dante
11/29/08	vs Rhode Island	w 78-65	6101	(19)CUNNINGHAM, Dante	(12)CUNNINGHAM, Dante (12)REDDING, Reggie
12/02/08	at Penn	w 69-47	5328	(20)CUNNINGHAM, Dante	(11)CUNNINGHAM, Dante
12/04/08	HOUSTON BAPTIST	w 93-57	6500	(23)REYNOLDS, Scottie	(7)CUNNINGHAM, Dante
12/9/08	vs #6 Texas	58-67 L	14675	(23)CUNNINGHAM, Dante	(12)CUNNINGHAM, Dante
12/11/08	SAINT JOSEPH'S	w 59-56	6500	(18)REYNOLDS, Scottie	(8)PENA, Antonio
12/14/08	at La Salle	w 70-59	4000	(18)STOKES, Corey	(7)CLARK, Shane
12/22/08	NAVY	w 78-68	6500	(24)CUNNINGHAM, Dante	(12)PENA, Antonio
12/29/08	TEMPLE	w 62-45	6500	(23)FISHER, Corey	(9)PENA, Antonio
1/1/09	*at #25 Marquette	72-79 L	16446	(21)FISHER, Corey	(8)CUNNINGHAM, Dante
1/6/09	*at Seton Hall	WOT 89-85	8649	(40)REYNOLDS, Scottie	(15)ANDERSON, Dwayne
01/10/09	*#23 LOUISVILLE	60-61 L	17117	(21)CUNNINGHAM, Dante	(8)PENA, Antonio
01/18/09	*ST. JOHN'S	w 76-57	6500	(17)CUNNINGHAM, Dante	(9)PENA, Antonio
1/21/09	*at #3 Connecticut	83-89 L	15385	(15)ANDERSON, Dwayne	(8)PENA, Antonio (8)ANDERSON, Dwayne

* - Conference game

Attendance Summary	Games	Attend	Avg/Game
Home	10	75617	7562
Away	5	49808	9962
Neutral	3	25489	8496
Total	18	150914	8384

The Automated ScoreBook
Villanova Combined Team Statistics (as of Jan 22, 2009)
Conference games

RECORD:	OVERALL	HOME	AWAY	NEUTRAL
ALL GAMES	2-3	1-1	1-2	0-0
CONFERENCE	2-3	1-1	1-2	0-0
NON-CONFERENCE	0-0	0-0	0-0	0-0

#	Player	gp-gs	min	avg	Total		3-Point		F-Throw		Rebounds				pf	dq	a	to	blk	stl	pts	avg
					fg-fga	pct	3fg-fga	pct	ft-fta	pct	off	def	tot	avg								
01	REYNOLDS, Scottie	5-5	163	32.6	27-55	.491	10-26	.385	25-28	.893	3	11	14	2.8	16	1	16	16	0	5	89	17.8
33	CUNNINGHAM, Dant	5-5	161	32.2	31-65	.477	0-0	.000	19-24	.792	13	17	30	6.0	15	2	4	8	8	8	81	16.2
10	FISHER, Corey	5-3	117	23.4	16-40	.400	3-8	.375	14-19	.737	3	7	10	2.0	16	1	11	12	0	4	49	9.8
00	PENA, Antonio	5-5	128	25.6	17-35	.486	0-0	.000	12-24	.500	11	26	37	7.4	9	0	8	10	3	3	46	9.2
22	ANDERSON, Dwayne	5-4	139	27.8	16-34	.471	3-13	.231	7-8	.875	13	23	36	7.2	17	0	9	6	4	6	42	8.4
24	STOKES, Corey	5-1	105	21.0	10-28	.357	8-18	.444	5-5	1.000	2	9	11	2.2	9	0	6	5	2	1	33	6.6
15	REDDING, Reggie	5-2	129	25.8	11-31	.355	3-9	.333	6-10	.600	11	10	21	4.2	16	0	12	11	2	10	31	6.2
20	CLARK, Shane	4-0	72	18.0	3-8	.375	0-2	.000	1-2	.500	4	8	12	3.0	9	0	4	2	2	3	7	1.8
42	TCHUISI, Frank	2-0	9	4.5	1-1	1.000	0-0	.000	0-0	.000	0	1	1	0.5	1	0	0	0	1	0	2	1.0
23	WOOTEN, Russell	1-0	1	1.0	0-0	.000	0-0	.000	0-0	.000	0	0	0	0.0	0	0	0	0	0	0	0	0.0
04	COLENDIA, Jason	1-0	1	1.0	0-0	.000	0-0	.000	0-0	.000	0	0	0	0.0	0	0	0	0	0	0	0	0.0
Team											3	4	7		1		2					
Total.....		5	1025		132-297	.444	27-76	.355	89-120	.742	63	116	179	35.8	109	4	70	72	22	40	380	76.0
Opponents.....		5	1025		123-294	.418	31-104	.298	94-123	.764	62	116	178	35.6	100	-	66	75	19	35	371	74.2

TEAM STATISTICS	VU	OPP	Date	Opponent	Score	Att.
SCORING	380	371	* 1/1/09	at #25 Marquette	L 72-79	16446
Points per game	76.0	74.2	* 1/6/09	at Seton Hall	Wot 89-85	8649
Scoring margin	+1.8	-	* 01/10/09	#23 LOUISVILLE	L 60-61	17117
FIELD GOALS-ATT	132-297	123-294	* 01/18/09	ST. JOHN'S	W 76-57	6500
Field goal pct	.444	.418	* 1/21/09	at #3 Connecticut	L 83-89	15385
3 POINT FG-ATT	27-76	31-104	* - Conference game			
3-point FG pct	.355	.298				
3-pt FG made per game	5.4	6.2				
FREE THROWS-ATT	89-120	94-123				
Free throw pct	.742	.764				
F-Throws made per game	17.8	18.8				
REBOUNDS	179	178				
Rebounds per game	35.8	35.6				
Rebounding margin	+0.2	-				
ASSISTS	70	66				
Assists per game	14.0	13.2				
TURNOVERS	72	75				
Turnovers per game	14.4	15.0				
Turnover margin	+0.6	-				
Assist/turnover ratio	1.0	0.9				
STEALS	40	35				
Steals per game	8.0	7.0				
BLOCKS	22	19				
Blocks per game	4.4	3.8				
ATTENDANCE	23617	40480				
Home games-Avg/Game	2-11808	3-13493				
Neutral site-Avg/Game	-	0-0				

Score by Periods	1st	2nd	OT	Totals
Villanova	185	182	13	380
Opponents	182	180	9	371

The Automated ScoreBook
Villanova Combined Team Statistics (as of Jan 22, 2009)
All games

RECORD:	OVERALL	HOME	AWAY	NEUTRAL
ALL GAMES	14-4	9-1	3-2	2-1
CONFERENCE	2-3	1-1	1-2	0-0
NON-CONFERENCE	12-1	8-0	2-0	2-1

#	Player	gp-gs	Total		3-Point		F-Throw		Rebounds									pts	avg			
			min	avg	fg-fga	pct	3fg-fga	pct	ft-fta	pct	off	def	tot	avg	pf	dq	a			to	blk	stl
33	CUNNINGHAM, Dant	18-18	573	31.8	120-223	.538	0-2	.000	61-83	.735	46	82	128	7.1	42	3	16	29	24	31	301	16.7
01	REYNOLDS, Scottie	18-18	575	31.9	79-194	.407	37-97	.381	78-91	.857	9	44	53	2.9	41	2	73	44	2	26	273	15.2
24	STOKES, Corey	18-13	448	24.9	57-134	.425	41-91	.451	26-31	.839	9	49	58	3.2	35	0	18	17	4	13	181	10.1
10	FISHER, Corey	18-12	460	25.6	57-140	.407	12-38	.316	53-70	.757	9	31	40	2.2	44	1	53	36	0	24	179	9.9
00	PENA, Antonio	18-18	452	25.1	48-91	.527	0-1	.000	43-66	.652	41	76	117	6.5	45	3	31	30	13	8	139	7.7
15	REDDING, Reggie	18-3	463	25.7	40-108	.370	12-39	.308	24-34	.706	28	54	82	4.6	46	0	47	31	3	18	116	6.4
22	ANDERSON, Dwayne	11-8	248	22.5	25-54	.463	6-24	.250	12-13	.923	24	31	55	5.0	29	0	12	12	6	13	68	6.2
20	CLARK, Shane	16-0	282	17.6	26-55	.473	5-19	.263	10-15	.667	18	29	47	2.9	38	1	15	15	3	8	67	4.2
05	DRUMMOND, Casiem	2-0	19	9.5	1-1	1.000	0-0	.000	2-2	1.000	1	4	5	2.5	5	0	0	1	1	0	4	2.0
42	TCHUISI, Frank	11-0	68	6.2	5-14	.357	0-0	.000	6-11	.545	4	10	14	1.3	11	0	1	4	1	0	16	1.5
04	COLENDIA, Jason	11-0	21	1.9	0-1	.000	0-0	.000	0-0	.000	0	3	3	0.3	0	0	1	1	0	0	0	0.0
23	WOOTEN, Russell	8-0	16	2.0	0-0	.000	0-0	.000	0-0	.000	2	0	2	0.3	3	0	0	0	0	0	0	0.0
Team											24	38	62		2		5					
Total.....		18	3625		458-1015	.451	113-311	.363	315-416	.757	215	451	666	37.0	341	10	267	225	57	141	1344	74.7
Opponents.....		18	3626		379-970	.391	117-362	.323	245-359	.682	187	389	576	32.0	352	-	219	273	56	105	1120	62.2

TEAM STATISTICS	VU	OPP	Date	Opponent	Score	Att.
SCORING	1344	1120	11/14/08	ALBANY	w 78-60	6500
Points per game	74.7	62.2	11/17/08	FORDHAM	w 107-68	6500
Scoring margin	+12.4	-	11/19/08	NIAGARA	w 77-62	6500
FIELD GOALS-ATT	458-1015	379-970	11/25/08	MONMOUTH	w 71-48	6500
Field goal pct	.451	.391	11/28/08	vs Towson	w 64-47	4713
3 POINT FG-ATT	113-311	117-362	11/29/08	vs Rhode Island	w 78-65	6101
3-point FG pct	.363	.323	12/02/08	at Penn	w 69-47	5328
3-pt FG made per game	6.3	6.5	12/04/08	HOUSTON BAPTIST	w 93-57	6500
FREE THROWS-ATT	315-416	245-359	12/9/08	vs #6 Texas	L 58-67	14675
Free throw pct	.757	.682	12/11/08	SAINT JOSEPH'S	w 59-56	6500
F-Throws made per game	17.5	13.6	12/14/08	at La Salle	w 70-59	4000
REBOUNDS	666	576	12/22/08	NAVY	w 78-68	6500
Rebounds per game	37.0	32.0	12/29/08	TEMPLE	w 62-45	6500
Rebounding margin	+5.0	-	* 1/1/09	at #25 Marquette	L 72-79	16446
ASSISTS	267	219	* 1/6/09	at Seton Hall	Wot 89-85	8649
Assists per game	14.8	12.2	* 01/10/09	#23 LOUISVILLE	L 60-61	17117
TURNOVERS	225	273	* 01/18/09	ST. JOHN'S	w 76-57	6500
Turnovers per game	12.5	15.2	* 1/21/09	at #3 Connecticut	L 83-89	15385
Turnover margin	+2.7	-	* - Conference game			
Assist/turnover ratio	1.2	0.8				
STEALS	141	105				
Steals per game	7.8	5.8				
BLOCKS	57	56				
Blocks per game	3.2	3.1				
ATTENDANCE	75617	75297				
Home games-Avg/Game	10-7562	5-9962				
Neutral site-Avg/Game	-	3-8496				

Score by Periods	1st	2nd	OT	Totals
Villanova	666	665	13	1344
Opponents	540	571	9	1120