



# 2009-10 MEN'S BASKETBALL GAME NOTES

**Villanova Wildcats (24-5 overall, 13-4 BIG EAST)**

vs.

**West Virginia Mountaineers (23-6 overall, 12-5 BIG EAST)**

**Saturday, March 6, 2010 • 12:05 PM**

**Wachovia Center**

**TV: CBS Radio: ESPN 950**



## VILLANOVA POSSIBLE STARTERS

Pos.	No.	Name	Ht./Wt.	PPG	RPG
G	15	Reggie Redding	6-5/215	7.6	4.6
F	0	Antonio Pena	6-8/235	11.1	7.4
C/F	13	Mouphtaou Yarou	6-10/250	3.9	3.4
G	1	Scottie Reynolds	6-2/195	18.9	2.6
G	10	Corey Fisher	6-1/185	13.7	3.0

## OFF THE BENCH

Pos.	No.	Name	Ht./Wt.	PPG	RPG
G	24	Corey Stokes	6-5/195	9.0	4.0
F	31	Taylor King	6-6/230	7.7	5.8
G	5	Maalik Wayns	6-1/185	7.0	1.4
G	23	Dominic Cheek	6-6/185	5.2	2.6
F	34	Isaiah Armwood	6-7/195	2.4	2.1
F	25	Maurice Sutton	6-11/215	1.9	2.5
G/F	12	Russell Wooten	6-4/210	0.5	0.4

**Head Coach:** Jay Wright (324-181 lifetime, 202-96 at Villanova)

## TOP STORIES

• Villanova bounced back from its loss at top ranked Syracuse with a 77-73 victory over Cincinnati on Tuesday night. The win was Villanova's 13th in the BIG EAST in 2009-10 and a victory in the regular season finale would allow the Wildcats to match the school's highest conference win total (14), accomplished in both 1994-95 (14-4) and 2005-06 (14-2). A victory would also secure the No. 2 seed in the BIG EAST Tournament for VU.

• A big part of Tuesday night's game was each team's three-point shooting. Villanova finished 10-of-21 (.476) from behind the three-point arc, while Cincinnati was just 7-of-30 (.233) from long range. The Wildcats three-point percentage for the contest was their best since they shot .643 (9-14) from downtown in a 92-84 win at Louisville on January 11. Junior guard Corey Stokes and senior guard Scottie Reynolds each drained three 3-pointers in the game. Stokes finished with 14 points on the night for his highest point total since netting 16 points at Rutgers on Jan. 20.

• The steady climb of Scottie Reynolds up the Villanova all-time scoring charts continued in Cincinnati. The Herndon, Va., native scored 17 points, all in the second half, to move his career total to 2,167. Kerry Kittles is the top scorer in VU history with 2,243 points. With four more points, Reynolds would move past Keith Herron (2,170) into second place all-time.

• Coach Rollie Massimino and the team which helped Villanova capture the 1985 NCAA crown will be honored in a special halftime ceremony today.

## 2009-10 SCHEDULE AND RESULTS

Date	Opponent	Result	Score	Record	Big East
Nov. 13	Fairleigh Dickinson	W	84-61	1-0	0-0
Nov. 16	Penn (B5)	W	103-65	2-0	0-0
Nov. 19	vs. George Mason (PR)	W	69-68	3-0	0-0
Nov. 20	vs. Dayton (PR)	W	71-65	4-0	0-0
Nov. 22	vs. Mississippi	W	79-67	5-0	0-0
Nov. 28	La Salle (B5)	W	81-63	6-0	0-0
Dec. 2	Drexel	W	77-58	7-0	0-0
Dec. 6	vs. Maryland (BB&T)	W	95-86	8-0	0-0
Dec. 9	@ Saint Joseph's (B5)	W	97-89	9-0	0-0
Dec. 13	@ Temple (B5)	L	65-75	9-1	0-0
Dec. 19	@ Fordham (IZOD)	W	96-58	10-1	0-0
Dec. 23	Delaware	W	97-63	11-1	0-0
Jan. 2	@ Marquette (*)	W	74-72	12-1	1-0
Jan. 6	DePaul (*)	W	99-72	13-1	2-0
Jan. 9	Marquette (*)	W	78-76	14-1	3-0
Jan. 11	@ Louisville (*)	W	92-84	15-1	4-0
Jan. 17	Georgetown (*) (WC)	W	82-77	16-1	5-0
Jan. 20	@ Rutgers (*)	W	94-68	17-1	6-0
Jan. 23	@ St. John's (*)	W	81-71	18-1	7-0
Jan. 27	Notre Dame (*) (WC)	W	90-72	19-1	8-0
Feb. 2	Seton Hall (*)	W	81-71	20-1	9-0
Feb. 6	@ Georgetown (*)	L	90-103	20-2	9-1
Feb. 8	@ West Virginia (*)	W	82-75	21-2	10-1
Feb. 13	Providence (*) (WC)	W	92-81	22-2	11-1
Feb. 15	Connecticut (*) (WC)	L	75-84	22-3	11-2
Feb. 21	@ Pittsburgh (*)	L	65-70	22-4	11-3
Feb. 24	USF (*)	W	74-49	23-4	12-3
Feb. 27	@ Syracuse (*)	L	77-95	23-5	12-4
Mar. 2	@ Cincinnati (*)	W	77-73	24-5	13-4
Mar. 6	West Virginia (*) (WC) Noon	CBS			
Mar. 9-13	BIG EAST Championship	TBA	ESPN/ESPN2		

All times listed are Eastern time and subject to change without notice  
 Home games, unless noted, denoted in **bold** and played at The Pavilion  
 WC: denotes games played at the Wachovia Center  
 B5: denotes a Philadelphia Big Five contest  
 PR: denotes O'Reilly Auto Parts Puerto Rico Classic  
 BB&T: denotes BB&T Classic, Washington, D.C. (Verizon Center)  
 IZOD: denotes a game played at the Izod Arena (East Rutherford, N.J.)

## MEDIA INFORMATION

### **Interview Requests:**

All interview requests should be addressed to Mike Sheridan, Director of Media Relations at (610) 519-4145.

### **Follow Villanova Basketball on the Web:**

Follow the Villanova men's basketball team on the web at: [www.villanova.com](http://www.villanova.com)

### **Villanova Media Relations Information:**

Phone- (610) 519-4120; Fax- (610) 519-7323  
 Email- [michael.sheridan@villanova.edu](mailto:michael.sheridan@villanova.edu)



# 2009-10 MEN'S BASKETBALL GAME NOTES

## 'Cats Curtailed Cincinnati

Through the first three plus months in 2009-10, Villanova's course had been stunningly smooth. There were nine and 11-game winning streaks separated by a single loss at Temple on Dec. 13.

Yet February promised to offer more challenges, with visits to nationally ranked Georgetown, West Virginia, Pitt and Syracuse. It was a daunting stretch and the Wildcats' encountered their first ripples of adversity.

It culminated in a 95-77 loss to the now top ranked Orange before a record crowd at the Carrier Dome last Saturday night.

A win at Cincinnati was, if not essential, certainly a valued possession.

"Hey, it was a tough loss (at Syracuse)," stated VU head coach Jay Wright. "It didn't kill us, but it was a tough loss. And what you get to recover from that is being at Cincinnati against a team that's hungry and tough and physical."

Villanova, though, battled, building a seven point first half lead that evaporated at halftime (tied at 31). A second half surge pushed the 'Cats to a 64-48 edge with 6:19 left before a 15-0 run pulled UC to within one.

However, VU held off the Bearcats' furious charge and left the airport in Kentucky with a 77-73 win.

## The Scoop on Scottie

Senior All-American candidate Scottie Reynolds continues to assemble a portfolio that ranks with some of Villanova's legendary performers.

Reynolds and Kerry Kittles are the only two VU players with at least 2,000 points and 400 assists in their college careers.

Among the more notable aspects of Reynolds' work this season has been its efficiency. He has converted 50 percent or better from the floor in 16 of his last 21 games and is 130-of-246 (.528) from the field in that stretch.

One element in the senior's stellar campaign might be a slightly reduced workload. Last season, Reynolds logged 35 or more minutes 15 times over the course of the campaign. Through 29 games, he has done so only five times in 2009-10.

This year he averages 29.7 mpg.

On Tuesday night, he was 0-of-1 from the field and did not score in the first half for the first time all season. Yet by night's end he had 17 points.

For the season, Reynolds is averaging 6.9 points per game in the first half and 12.0 points per game in the second half. In BIG EAST games only, these figures are even more stark: 6.8 points per game in the first half and 13.5 points per game in the second half.

## Mouptaou Matters

After playing 20 or more minutes in a game once in his first 14 appearances as a Wildcat, 6-10 freshman Mouptaou Yarou has emerged of late. The native of Benin has logged 71 minutes in his last three games.

Yarou was in the starting lineup and finished with 10 points, two rebounds and a pair of blocked shots in a career-high 25 minutes in the victory at Cincinnati on Tuesday.

Yarou missed six weeks of the season when it was determined he was dealing with Hepatitis B in November. He was cleared to resume practice on Dec. 31.

## At the Line

Villanova made 25-of-35 (.714) free throws in its 77-73 win over Cincinnati. With the Bearcats making a late rally attempt, the Wildcats helped to secure the win by making 6-of-8 foul shots in the final 40 seconds.

Senior guard Scottie Reynolds hit two shots from the line with three seconds to play that finally secured the outcome. He was 3-of-4 from the line in the last 40 seconds and 8-of-9 for the game.

This season, Reynolds is a remarkable 34-of-38 (.895) at the charity stripe in the last two minutes of games.

As a team, Villanova is 88-109 (.807) in the final two minutes.

### Villanova 2009-10 Roster

No.	Name	Pos.	Ht.	Wt.	Year	Hometown/High School/Previous School
0	Antonio Pena	F	6-8	235	Jr.	Brooklyn, N.Y./St. Thomas More
1	Scottie Reynolds	G	6-2	195	Sr.	Herndon, Va./Herndon
5	Maalik Wayns	G	6-1	185	Fr.	Philadelphia, Pa./Roman Catholic
10	Corey Fisher	G	6-1	185	Jr.	Bronx, N.Y./St. Patrick's (N.J.)
12	Russell Wooten	G/F	6-4	210	Sr.	Chula Vista, Calif./St. Augustine
13	Mouptaou Yarou	C/F	6-10	250	Fr.	Natitingou, Benin/Montrose Christian
15	Reggie Redding	G	6-5	205	Sr.	Philadelphia, Pa./St. Joseph's Prep
23	Dominic Cheek	G	6-6	185	Fr.	Jersey City, N.J./St. Anthony's
24	Corey Stokes	G	6-5	195	Jr.	Bayonne, N.J./St. Benedict's
25	Maurice Sutton	F/C	6-11	215	R-Fr.	Largo, Md./Largo
31	Taylor King	F	6-6	230	So.	Huntington Beach, Calif./Santa Ana Mater Dei/Duke
34	Isaiah Armwood	F	6-7	195	Fr.	Baltimore, Md./Montrose Christian

**Head Coach:** Jay Wright (Bucknell '83)

**Assistant Coaches:** Chris Walker, Doug West, Jason Donnelly

**Manager of Basketball Operations:** Keith Uργο

**Athletic Trainer:** Jeff Pierce

**Strength Coach:** Lon Record



## 2009-10 MEN'S BASKETBALL GAME NOTES

### Pena's Place

His work sometimes gets lost in the explosive skill of the Wildcats' perimeter players, but junior forward Antonio Pena has been Villanova's rock on the interior in 2009-10.

In the victory over Cincinnati, he was VU's leading rebounder with seven caroms. He tops the Wildcats in that department with 7.4 rpg.

One indicator of Pena's value is that there have only been four games all season when the graduate of St. Thomas More has collected three rebounds or fewer. In those contests, the Wildcats are 1-3 (.333).

Pena is 116-202 (.574) from the field this season and that ranked fifth in the BIG EAST this week.

### Odds and Ends

- The Wildcats are 11-0 (1.000) in 2009-10 when holding opponents to 69 points or fewer.

- Villanova is 8-1 (.889) this season and 32-8 (.800) over the last four years when Reggie Redding sinks a 3-point field goal. The product of St. Joseph's Prep was a .253 career shooter from beyond the arc in his first three seasons but is 12-of-28 (.429) as a senior in 2009-10.

- The Wildcats are 10-1 (.909) when Corey Stokes scores in double figures.

- Villanova's bench has outscored its counterparts in 19 of its 29 games this season.

- In 17 BIG EAST games this season, the Wildcat reserves have produced 401 points - an average of 23.6 per contest. On the season VU's reserves have scored 696 points - an average of 24.0 ppg.

### High Octane Offense

Over the course of the 2009-10 campaign, Villanova has displayed some potent firepower.

Here are some pertinent numbers.

- VU has scored 70 or more points in 26 of its 29 games this season. It has gone past the 80 point barrier 17 times, including a streak of nine straight games that was snapped on Feb. 15 by Connecticut. On 10 occasions it has bettered the 90-point mark. It averages 83.3 ppg and this week ranked second nationally in scoring.

By way of comparison, the highest scoring team in Villanova history, the 1970-71 edition led by Howard Porter that reached the NCAA Tournament Final, averaged 86.5 ppg in 34 games.

### Chips on Fish

One year after earning recognition as the BIG EAST Sixth Man of the Year, Corey Fisher has blossomed into one of the conference's top guards.

Over the last 12 games the native of the Bronx, N.Y., is 61-of-118 (.517) from the field. In addition, he is 16-of-31 (.516) from outside the 3-point arc in that period.

Fisher averages 13.7 ppg on the season. Earlier this month at West Virginia he became the 52nd player in school history to score 1,000 points and is currently in 50th place all-time (1,115).

### Series Stuff

**#10/8 West Virginia at #9/9 Villanova**  
**CBS (Gus Johnson & Greg Anthony)**  
**ESPN 950 Radio (Ryan Fannon & Whitey Rigsby)**  
**All-time: VU leads 21-18**  
**Last meeting: VU 82, WVU 75 (Feb. 8, 2010)**  
**Last WVU victory: WVU 93, VU 72 (Feb. 13, 2009)**  
**Jay Wright vs. WVU: 4-6**

**Notes:** The Wildcats will host the Mountaineers in South Philadelphia for the first time since West Virginia joined the BIG EAST in 1995 (the Wachovia Center opened in 1996) ... Scottie Reynolds scored 19 of his 21 points in the second half to help Villanova hold off the Mountaineers on Feb. 8 at the WVU Coliseum ... Corey Fisher added 17 points in 22 minutes despite being limited by foul trouble ... Five Mountaineers scored in double figures ... The Wildcats are 6-3 (.667) against West Virginia at home since the Mountaineers came into the BIG EAST ... WVU has won five of the last eight meetings between the two schools.

**2010 BIG EAST Tournament**  
**Thursday, March 11, 2010 ~ Madison Square Garden**  
**ESPN**

**ESPN 950 Radio (Ryan Fannon & Whitey Rigsby)**  
**All-time: 27-24**  
**Last appearance: Defeated Marquette 76-75 in quarterfinal**  
**Lost to Louisville, 69-54 in BE semifinals**  
**Jay Wright in BET: 8-8**

**Notes:** The Wildcats will open quarterfinal action on Thursday after having clinched a double-bye last weekend ... This marks Villanova's second straight double bye ... Last season the 'Cats edged Marquette 76-75 in the quarterfinal on a Dwayne Anderson layup as time expired ... Louisville then eliminated Villanova in the semifinals.

### Redding Rallied

As a junior Reggie Redding's insertion as a starter helped kick start Villanova's push to the Final Four. Entering play on Tuesday night, though, the 6-5 native of Philadelphia was coming off a 3-game stretch where he averaged 2.7 ppg and 2.7 rpg.

The guard bounced back at Cincinnati. Redding scored nine of his 11 points in the second half and sank a pair of huge 3-point field goals to help VU hold off a Bearcat rally in the late going. He also limited Deonta Vaughn to four second half points.

### Reynolds Wrap

Observations on the play of Scottie Reynolds from coaches around the BIG EAST.

"Scottie can't be contained," noted Georgetown coach John Thompson III. "I don't say that in jest, he's just too good of an offensive player and they do too good of a job at making sure he gets it where he needs it and getting him an edge with the ball screens that they have."

St. John's coach Norm Roberts: "He is a terrific player. He is tough. He thinks every shot is going in. He wants the ball in his hands. He plays at a great speed. He is a terrific player. He is definitely in that category (as Big East player of the year) there is no doubt about it."



# 2009-10 MEN'S BASKETBALL GAME NOTES

## Philadelphia Big Five

The Philadelphia tradition known as the Big Five is underway in 2009-10 with a full round-robin slate of games.

Villanova earned the outright City Series crown with a 4-0 mark in 2008-09.

The 'Cats completed the Big Five portion of their slate on Dec. 13 with a 3-1 record. The results included:

Nov. 16 - VU 103, Penn 65

Nov. 28 - VU 81, La Salle 63 (ESPN2)

Dec. 9 - VU 97, Saint Joseph's 89 (ESPN2)

Dec. 13 - Temple 75, VU 65 (CBS College Sports)

In addition, Villanova defeated another Philly neighbor, Drexel, 77-58, in a meeting between the two schools at the Pavilion on Dec. 2. The Wildcats have captured 21 of their last 23 games in City Series action dating to 2004.

## Happy at Home

Villanova has made the most of its campus home, the Pavilion since it opened on Feb. 1, 1986. The Wildcats own an all-time mark of 220-54 (.803).

The Wildcats have captured the last 37 games played in the building on Ithan Avenue. The streak began on Jan. 17, 2007 with a 102-87 win over Notre Dame and were 9-0 there during the 2009-10 regular season.

Villanova is 88-12 (.880) in the Pavilion in the Jay Wright era, which got underway in the 2001-02 campaign. It is 18-22 (.878) in the Pavilion since the start of 1994-95.

One other trademark of VU's work inside the Pavilion is packed houses. The Wildcats have played before 105 consecutive sellouts on Ithan Avenue dating to the 2000-01 campaign.

The Wildcats are 3-1 thus far this season at the Wachovia Center with one game remaining (WVU). Villanova is 28-24 (.538) all-time at the Center and has averaged just under 19,000 in attendance there this season.

## Two Sign Letters

A pair of high school senior standouts have inked national letters of intent to join the Villanova Wildcats in the early signing period. Guard James Bell, 6-5, of Montverde (Fla.) Academy and forward Markus Kennedy, a 6-9 Philadelphia native who is currently enrolled at Winchendon (Mass.) Academy, have signed letters of intent and will enroll at Villanova in the fall of 2010.

Bell is a dynamic wing player who has excelled at Montverde Academy playing for coach Kevin Sutton. ESPN2 lists Bell as the No. 43 senior in the class of 2010.

"James is a great athlete from an outstanding program at Montverde Academy," stated Wright. "His coach, Kevin Sutton, has done a terrific job teaching James the game and we are excited to have him join us. James is a tough, athletic guard who will add another dimension to our team."

Kennedy is from Philadelphia and emerged as a coveted prospect over the last two seasons playing prep basketball in the state of New Jersey. He is now at the Winchendon School, where he will soon begin his senior season.

"Markus is a Philly guy and he brings us interior size and toughness," stated Wright. "One of the things we came to appreciate about Markus is his understanding of the game. We believe Markus can be an outstanding rebounder at this level and a skilled offensive player in the post. We're thrilled to have another Philly guy in our family."

## 20 in '10

By capturing its 20th win against Seton Hall on Feb. 2, Villanova registered its 35th season of 20 or more victories in school history. This is the sixth straight year with at least 20 wins for the Wildcats, extending a school record.

The current senior class of Scottie Reynolds and Reggie Redding has 98 wins to its credit, tied for second place among all Villanova classes behind the class of 2009 (104).

### The Last Time it Happened...

	<u>By Villanova</u>	<u>By Opponent</u>
<b>Team Scored 100 points</b>	103, vs. Penn (Nov. 16, 2009)	Georgetown, 103 (Feb. 6, 2010)
<b>Team Scored 90 points</b>	90, vs. Providence (Feb. 13, 2010)	Syracuse, 95 (Feb. 27, 2010)
<b>Team Scored 80 points</b>	82, vs. West Virginia (Feb. 8, 2010)	Connecticut, 84 (Feb. 15, 2010)
<b>30-point win</b>	97-63, vs. Delaware (Dec. 23, 2009)	Kentucky, 93-56 (Feb. 9, 1997)
<b>20-point win</b>	74-69, vs. USF (Feb. 24, 2010)	West Virginia, 93-72 (Feb. 13, 2009)
<b>50 percent shooting</b>	.569, vs. West Virginia (Feb. 8, 2010)	Temple, .563 (Feb. 6, 2010)
<b>6 players in double figures</b>	vs. Cincinnati (Mar. 2, 2010)	Syracuse (Feb. 27, 2010)
<b>5 players in double figures</b>	vs. Marquette (Jan. 9, 2010)	West Virginia (Feb. 8, 2010)
<b>4 players in double figures</b>	vs. Syracuse (Feb. 27, 2010)	Connecticut, (Feb. 15, 2010)
<b>Overtime victory</b>	89-85, vs. Seton Hall (Jan. 6, 2009)	Connecticut, 75-74 (Feb. 28, 2004)
<b>40 points by a player</b>	Scottie Reynolds, 40, vs. Seton Hall (Jan. 6, 2009)	Da'Sean Butler, West Virginia, 43 (Feb. 13, 2009)
<b>30 points by a player</b>	Scottie Reynolds, 36, vs. Louisville (Jan. 11, 2010)	Jeremy Hazell, Seton Hall, 32 (Feb. 2, 2010)
<b>15 rebounds by a player</b>	Antonio Pena, 16, vs. Ole Miss (Nov. 22, 2009)	Greg Monroe, Georgetown, 16 (Jan. 17, 2010)
<b>10 assists by a player</b>	Reggie Redding, 11, vs. Providence (Mar. 5, 2009)	Will Walker, DePaul, 10 (Jan. 16, 2010)
<b>Five steals by a player</b>	Isaiah Armwood, 5, vs. DePaul (Jan. 6, 2010)	Jermaine Dixon, Pitt, 6 (Jan. 28, 2009)
<b>Five blocks by a player</b>	Maurice Sutton, 5, vs. La Salle (Nov. 28, 2009)	Hamady Ndiaye, Rutgers, 5 (Jan. 20, 2010)
<b>40 minutes by a player</b>	Dante Cunningham, 45, vs. Seton Hall (Jan. 6, 2009)	Da'Sean Butler, 40, West Virginia (Feb. 8, 2010)
<b>50 minutes by a player</b>	Kerry Kittles, 55, vs. Old Dominion (March 17, 1995)	Vonteego Cummings, Pitt, 50 (Mar. 4, 1998)
<b>25 turnovers as a team</b>	25 vs. Rutgers (Jan. 18, 2003)	La Salle, 27 (Nov. 28, 2009)



# 2009-10 MEN'S BASKETBALL GAME NOTES

## HEAD COACH JAY WRIGHT

### The Wright Numbers

**Lifetime:** 324-181 (.642)  
**Villanova (2001-present):** 202-96 (.678)  
**Hofstra (1994-2001):** 122-85 (.589)  
**Big East Regular Season:** 90-59 (.604)  
**America East Regular Season:** 76-48 (.613)  
**NCAA Record:** 11-7 (.611); seven appearances  
**NIT Record:** 4-4 (.500); four appearances  
**Big East Tournament:** 8-8 (.500)

### Jay Wright vs. All Opponents

Albany	2-0	Maryland	1-1
American	1-0	Memphis	0-2
American (PR)	1-0	Miami	3-3
Arizona	1-0	Michigan State	1-0
Army	2-0	Middle Tennessee	1-0
Belmont	2-0	Mississippi	1-0
Binghamton	1-0	Monmouth	3-0
Boston College	4-4	UMKC	0-1
Boston University	7-7	Navy	2-0
Bucknell	5-0	New Hampshire	10-4
California	0-1	New Mexico	1-0
Chaminade	0-1	New Mexico St.	0-1
Cincinnati	4-1	Niagara	1-0
Clemson	1-0	North Carolina	0-2
Colgate	2-1	North Carolina State	0-1
Coll. of Charleston	1-1	Northeastern	11-5
Colorado	0-1	Northern Ill.	1-0
Colgate	2-0	Northwood	1-0
Columbia	2-0	Notre Dame	6-5
Connecticut	4-9	Ohio State	0-1
Cornell	1-0	Oklahoma	2-0
Dartmouth	1-0	Oklahoma State	0-1
Dayton	2-1	Penn	8-3
Delaware	9-10	Penn State	0-1
Delaware State	1-0	Pittsburgh	5-7
DePaul	5-2	Providence	10-4
Drexel	11-10	Redlands	1-0
Duke	1-0	Rhode Island	1-0
Eastern Washington	1-0	Rider	2-0
Fairfield	0-1	Rutgers	9-4
Fairleigh Dickinson	1-0	St. John's	8-6
Florida	1-0	Saint Joseph's	6-3
Florida Atlantic	3-0	Santa Clara	1-0
Florida Int.	2-0	Seton Hall	8-2
Fordham	6-1	Siena	1-1
George Mason	2-0	Southern Miss	0-1
Georgetown	6-8	SW Texas St.	0-1
Georgia Tech	1-1	Stony Brook	10-0
Grambling	1-0	Syracuse	9-5
Hartford	11-4	Temple	7-3
Hawaii-Pacific	1-0	Texas	1-2
Houston Baptist	1-0	Towson	12-1
Iona	2-2	UCLA	2-1
Iowa	1-0	UMBC	2-0
Kansas	1-2	UNCG	1-0
Kentucky	0-1	UCF	1-0
Lafayette	1-0	USF	4-0
La Salle	8-1	Vanderbilt	0-1
Lehigh	1-1	Vermont	8-8
Longwood	1-0	Villanova	0-2
Louisiana Tech	1-0	Virginia	1-0
Louisville	4-4	VMI	1-0
Loyola Mary.	1-0	Virginia Tech	4-1
LSU	1-0	West Virginia	4-6
Maine	10-4	Wichita State	1-0
Manhattan	2-3	Xavier	0-2
Marquette	5-4	Yale	0-1
		Youngstown St.	2-0

### Jay Wright Year-by-Year

<u>Year</u>	<u>Institution</u>	<u>Record</u>	<u>Postseason</u>
1994-95	Hofstra University	10-18	None
1995-96	Hofstra University	9-18	None
1996-97	Hofstra University	12-15	None
1997-98	Hofstra University	19-12	None
1998-99	Hofstra University	22-10	NIT
1999-00	Hofstra University	24-7	NCAA
2000-01	Hofstra University	26-5	NCAA
2001-02	Villanova University	19-13	NIT
2002-03	Villanova University	15-16	NIT
2003-04	Villanova University	18-17	NIT
2004-05	Villanova University	24-8	NCAA
2005-06	Villanova University	28-5	NCAA
2006-07	Villanova University	22-11	NCAA
2007-08	Villanova University	22-13	NCAA
2008-09	Villanova University	30-8	NCAA
2009-10	Villanova University	24-5	
<b>Totals</b>		<b>324-181</b>	

### Biographical Information

**Date of Birth:** Dec. 24, 1961

**Education:** Council Rock High School (1979); Bucknell University (1983)

**Assistant Coaching Experience:** University of Rochester (1984-86); Drexel University (1986-87); Villanova University (1987-92); UNLV (1992-94)

**Head Coaching Experience:** Hofstra (1994-2001); Villanova (2001-present)

### Wright Stuff

Six men who have served on Jay Wright's staff have moved on to either college head coaching or NBA staff positions in recent years.

- **Tom Pecora** (Hofstra): Pecora served on Wright's staff for seven years in Hempstead, N.Y., and assumed command when Wright came to Villanova in 2001.

- **Joe Jones** (Columbia): Jones worked for Wright at Hofstra and again at Villanova. He is now in his seventh season in the Ivy League.

- **Billy Lange** (Navy): Lange served three seasons on Wright's staff at Villanova and was hired in Annapolis in March, 2004.

- **Fred Hill** (Rutgers): The former VU Associate Head Coach is in his fourth season as the head coach of the Scarlet Knights.

- **Brett Gunning** (Houston Rockets): An assistant and associate head coach to Jay Wright at both Hofstra and Villanova, Brett Gunning is in his second season as the director of player development for the Rockets.

- **Patrick Chambers** (Boston University): Chambers served at Villanova from 2004-09 and was appointed head coach at Boston University in April, 2009.



# 2009-10 MEN'S BASKETBALL GAME NOTES

## Villanova Individual Season Highs

<b>POINTS:</b>	36, Scottie Reynolds vs. Louisville (Jan. 11, 2010) 27, Scottie Reynolds vs. Georgetown (Jan. 17, 2010) 25, Scottie Reynolds vs. Maryland (Dec. 6, 2009) 24, Scottie Reynolds vs. Gtown (Feb. 6, 2010) 24, Corey Fisher vs. Gtown (Feb. 6, 2010)
<b>FIELD GOALS</b>	10, Corey Fisher vs. Providence (Feb. 13, 2010) 9, Scottie Reynolds vs. Temple and Louisville 8, Antonio Pena vs. Ole Miss (Nov. 22, 2009) 8, Scottie Reynolds four times, last vs. Gtown (Jan. 17) 8, Corey Fisher vs. Gtown (Feb. 6, 2010)
<b>FG ATTEMPTS</b>	18, Scottie Reynolds vs. Maryland (Dec. 6, 2009) 17, Taylor King vs. Maryland (Dec. 6, 2009) 17, Scottie Reynolds vs. Gtown (Feb. 6, 2010) 16, Scottie Reynolds vs. Ole Miss and Temple
<b>FG PCT.</b>	.900, Scottie Reynolds vs. Louisville (Jan. 11, 2010) .800, Antonio Pena vs. George Mason (Nov. 19, 2009) .800, Antonio Pena vs. Dayton (Nov. 20, 2009) .800, Taylor King vs. La Salle (Nov. 28, 2009) .800, Scottie Reynolds vs. Saint Joseph's (Dec. 9, 2009) .800, Mouphtaou Yarou vs. Cincinnati (Mar. 2, 2010)
<b>3-PT. FG</b>	6, Scottie Reynolds vs. Delaware (Dec. 23, 2009) 5, Scottie Reynolds vs. Louisville (Jan. 11, 2010) 5, Corey Stokes vs. FDU and Maryland 4, Taylor King vs. Dayton and Drexel 4, Corey Fisher vs. Maryland (Dec. 6, 2009) 4, Taylor King vs. Saint Joseph's (Dec. 9, 2009) 4, Corey Stokes vs. Marquette and Rutgers 4, Scottie Reynolds vs. Georgetown (Jan. 17, 2010)
<b>3-PT. FG ATT.</b>	11, Corey Stokes vs. Maryland (Dec. 6, 2009) 10, Corey Stokes vs. FDU (Nov. 13, 2009) 10, Scottie Reynolds vs. Maryland (Dec. 6, 2009)
<b>3-PT. PCT</b>	1.000 (5-5), Scottie Reynolds vs. Louisville (Jan. 11, 2010) .750 (6-8), Scottie Reynolds vs. Delaware (Dec. 23, 2009) .667 (4-6), Taylor King vs. Drexel (Dec. 2, 2009) .667 (4-6), Corey Fisher vs. Maryland (Dec. 6, 2009)
<b>FREE THROWS</b>	14, Corey Fisher vs. GMU (Nov. 19, 2009) 13, Scottie Reynolds vs. Louisville (Jan. 11, 2010) 12, Scottie Reynolds vs. Saint Joseph's (Dec. 9, 2009)
<b>FT ATTEMPTS</b>	18, Corey Fisher vs. GMU (Nov. 19, 2009) 17, Scottie Reynolds vs. Louisville (Jan. 11, 2010) 16, Antonio Pena vs. Drexel (Dec. 2, 2009)
<b>FT PCT. (Min. 3)</b>	1.000 (10-10), Scottie Reynolds vs. WVU (Feb. 8, 2010) 1.000 (8-8), Taylor King vs. Delaware (Dec. 23, 2009)
<b>REBOUNDS</b>	16, Antonio Pena vs. Ole Miss (Nov. 22, 2009) 12, Antonio Pena vs. GMU (Nov. 19, 2009) 12, Taylor King vs. Delaware (Dec. 23, 2009) 12, Antonio Pena vs. Providence (Feb. 13, 2010)
<b>ASSISTS</b>	8, Corey Fisher vs. Penn (Nov. 16, 2009) 8, Scottie Reynolds vs. Maryland (Dec. 6, 2009)
<b>TURNOVERS</b>	8, Scottie Reynolds vs. GMU (Nov. 19, 2009) 7, Reggie Redding vs. Louisville (Jan. 11, 2010)
<b>BLOCKS</b>	5, Maurice Sutton vs. La Salle (Nov. 28, 2009) 3, Maurice Sutton vs. Drexel (Dec. 2, 2009) 3, Mouphtaou Yarou vs. UConn (Feb. 15, 2010)
<b>STEALS</b>	6, Corey Fisher vs. La Salle (Nov. 28, 2009) 5, Isaiah Armwood vs. DePaul (Jan. 6, 2010) 4, Taylor King vs. La Salle (Nov. 28, 2009) 4, Corey Fisher vs. Drexel (Dec. 2, 2009) 4, Scottie Reynolds vs. Saint Joseph's (Dec. 9, 2009)

## Team High & Lows

--Villanova--

<b>POINTS</b>	High	55	Penn (Nov. 16)
(First Half)	Low	27	Ole Miss (Nov. 22)
<b>POINTS</b>	High	56	St. Joseph's, Louisville
(Second Half)	Low	28	Temple (Dec. 13)
<b>TOTAL POINTS</b>	High	103	Penn (Nov. 16)
	Low	65	Temple (Dec. 13)
<b>FIELD GOALS</b>	High	37	Penn (Nov. 16)
	Low	19	Geo. Mason (Nov. 19)
<b>FG ATTEMPTS</b>	High	75	Maryland (Dec. 6)
	Low	44	Cincinnati (Mar. 2)
<b>FG PCT.</b>	High	.587	Penn (Nov. 16)
	Low	.358	Geo. Mason (Nov. 19)
<b>3-PT. FG</b>	High	16	Maryland (Dec. 6)
	Low	3	Marquette (Jan. 2)
<b>3-PT. ATT</b>	High	39	Maryland (Dec. 6)
	Low	10	Marquette (Jan. 2)
<b>3-PT. FG PCT.</b>	High	.643	Louisville (Jan. 11)
	Low	.250	Ole Miss, La Salle
<b>FREE THROWS</b>	High	35	St. Joseph's, Louisville
	Low	9	Temple (Dec. 13)
<b>FT ATTEMPTS</b>	High	49	Louisville (Jan. 11)
	Low	11	Temple (Dec. 13)
<b>FT PCT.</b>	High	.895	DePaul (Jan. 6)
	Low	.590	Geo. Mason (Nov. 19)
<b>REBOUNDS</b>	High	52	Rutgers (Jan. 20)
	Low	25	Temple (Dec. 13)
<b>ASSISTS</b>	High	19	Four times
	Low	8	Ole Miss (Nov. 22)
<b>TURNOVERS</b>	High	22	Ole Miss, Louisville
	Low	7	Marquette (Jan. 2)
<b>BLOCKS</b>	High	9	St. John's (Jan. 23)
	Low	0	Marquette (Jan. 2)
<b>STEALS</b>	High	18	La Salle (Nov. 28)
	Low	2	Marquette (Jan. 2)



# 2009-10 MEN'S BASKETBALL GAME NOTES

## Wildcats' Record When ...

### RECORDS

Overall: 24-5  
 Home: 12-1  
 Away: 8-4  
 Neutral: 4-0  
 Big East: 13-4  
 Non-Conference: 11-1  
 Big Five: 3-1  
 In Overtime: 0-0  
 At the Pavilion: 9-0  
 At the Wachovia Center: 3-1

### MONTH BY MONTH

November: 6-0  
 December: 5-1  
 January: 8-0  
 February: 4-4  
 March: 1-0

### AGAINST THE CONFERENCES

ACC: 1-0  
 Atlantic 10: 4-1  
 Big East: 13-4  
 Colonial Athletic: 3-0  
 Ivy League: 1-0  
 Northeast: 1-0  
 SEC: 1-0

### Streaks

Current Streak .....W1  
 Longest Streak .....W11  
 Highest FG Percentage in a Game .....587  
 Lowest FG Percentage in a Game .....358  
 When Leading at Halftime .....20-1  
 When Tied at Halftime .....1-0  
 When Trailing at Halftime .....3-4  
 In Overtime .....0-0

### Leads and Deficits

Biggest Halftime Lead .....30  
 Biggest Halftime Lead Blown .....15  
 Biggest Halftime Deficit .....19  
 Biggest Halftime Deficit Overcome .....9  
 Biggest Overall Lead .....48  
 Biggest Overall Lead Blown .....14  
 Highest Margin of Victory .....38  
 Biggest Overall Deficit .....21  
 Biggest Overall Deficit Overcome .....17  
 Biggest Margin of Defeat .....18

## Point Margins of Victory

1	2	3	4	5	6	7	8	9	10	11	12	13	14	15	16	17	18	19	20+
1	2		1	1	1	1	2	1	2	1	1						2	1	7

## Point Margins of Defeat

1	2	3	4	5	6	7	8	9	10	11	12	13	14	15	16	17	18	19	20+
				1				1	1			1							1

## Individual Highlights

**Games Leading Villanova in Scoring:** Reynolds 22, Fisher 5, Pena 4, Stokes 2, Wayns 1, Cheek 1

**Games Leading Villanova in Rebounding:** Pena 15, King 9, Redding 2, Armwood 2, Yarou 1, Stokes 1, Reynolds 1

**Games Leading Villanova in Assists:** Fisher 15, Reynolds 13, Redding 2, Wayns 2

**Games Leading Villanova in Steals:** Reynolds 9, Redding 8, Fisher 7, Pena 6, King 4, Stokes 2, Wayns 2, Cheek 2, Yarou 1, Armwood 1

**Games Leading Villanova in Blocks:** Sutton 11, Yarou 8, Armwood 6, Stokes 5, Pena 5, King 5, Redding 4, Fisher 3, Cheek 2, Reynolds 2


**20+ point games:** Reynolds 13, Fisher 3, Stokes 1, King 1

**Double figure scoring games:** Reynolds 26, Fisher 25, Pena 18, Stokes 10, Wayns 8, King 7, Redding 7, Cheek 2, Yarou 2

**Double figure rebounding games:** Pena 8, King 1, Stokes 1

## Record When Scoring

Villanova scores 59 or less: .....0-0  
 Villanova scores 60-69 points: .....1-2  
 Villanova scores 70-79 points: .....7-2  
 Villanova scores 80-89 points: .....6-0  
 Villanova scores 90 points or more: .....10-1  
 Opponent scores less than 50 points: .....1-0  
 Opponent scores 50-59 points: .....2-0  
 Opponent scores 60-69 points: .....8-0  
 Opponent scores 70-79 points: .....9-2  
 Opponent scores 80-89 points: .....4-1  
 Opponent scores more than 90 points: .....0-2  
 Games decided by five points or less: .....5-1  
 Games decided by 6-10 points: .....7-2  
 Games decided by 11 points or more: .....5-2  
 Games decided by 20 points or more: .....7-0

**Isaiah Armwood (#34)****6-7 • 195****Freshman • Forward****Baltimore, Md.****Montrose Christian**

**2009-10 Season:** Contributed four points and four rebounds at Syracuse on Feb. 27 ... Added five points and five rebounds in a 92-81 win over Providence on Feb. 13 ... Chipped in with eight points and four rebounds in 18 minutes of an 82-75 victory at West Virginia on Feb. 8 ... Grabbed a team-high five rebounds in a 103-90 loss at Georgetown on Feb. 6 ... Collected five rebounds in an 81-71 win over Seton Hall on Feb. 2 ... Supplied a season high nine points on 4-of-4 shooting from the field to go with four rebounds in 15 minutes of action in a 94-68 win at Rutgers on Jan. 20 ... Played 11 solid minutes against Georgetown on Jan. 17, providing vital defense against Greg Monroe and sinking an important free throw with 2:53 left and Villanova clinging to a two point lead ... Made his first career start on Jan. 6 against DePaul, establishing season highs for minutes (19), points (six), rebounds (seven) and steals (five) ... Contributed four points and two rebounds in 14 minutes of a 74-72 win at Marquette on Jan. 2 ... Logged a season-high 17 minutes in a 96-58 win over Fordham on Dec. 19 ... Added four points and one rebound in eight minutes of a 81-63 win over La Salle on Nov. 28 ... Chipped in with four points in seven minutes of a 71-65 win at the O'Reilly Auto Parts Puerto Rico Tip-Off ... His first college basket, a 3-point goal with 17 seconds of victory on Nov. 19, lifted Villanova to a 69-68 victory over George Mason at the O'Reilly Auto Parts Puerto Rico Tip-Off.

**About Armwood**

**Villanova:** An athletic forward who runs the floor well and is very active on the glass ... Brings a solid fundamental background with him to college ... Can effectively sink the mid-range jumper ... Runs the floor and fills the lane in transition.

**Montrose Christian Academy:** Was a standout on one of America's elite prep units ... Played for coach Stu Vetter and helped his club reach the semifinals of the first ESPN Rise National Invitation Tournament in April ... Averaged 12 points and eight rebounds per game as a senior ... Those numbers were nearly identical to his junior season ... Ranked among the top 50 seniors in the country by the scouting services ... Signed a national letter of intent in November, prior to the start of his senior season at Montrose.

**Personal:** Born Dec. 28, 1990 in Baltimore, Maryland ... Father is Joe Armwood and mother is Azalea Madison ... Has one sister, Sierra Madison (24) ... Played alongside current teammate Mouphtau Yarou as a senior at Montrose Christian Academy ... Among his teammates in his freshman campaign was current NBA standout Kevin Durant ... Played AAU basketball for the Baltimore Stars ... Announced his intention to attend Villanova prior to his senior season at Montrose ... Also considered Texas and Syracuse.

**Season Highs**

Points	9 vs. Rutgers (Jan. 20, 2010)
Rebounds	7 vs. DePaul (Jan. 6, 2010)
Assists	2 vs. Fordham, Syracuse
Steals	5 vs. DePaul (Jan. 6, 2010)
Blocks	1 vs. George Mason, St. John's
Minutes:	20 vs. Georgetown (Feb. 6, 2010)
Field Goals	4 vs. Rutgers and West Virginia
3-PT Goals	1 vs. George Mason (11/19/09)
Free Throws	3 vs. Providence (2/13/10)



**Dominic Cheek (#23)**

**6-6 • 185**

**Freshman • Guard**

**Jersey City, N.J.**

**St. Anthony's**

**2009-10 Season:** Added five points and five rebounds in a 95-77 loss at Syracuse on Feb. 27 ... Delivered eight points and four rebounds in a 74-49 win over USF at the Pavilion on Feb. 24 ... Finished with six points and a pair of steals in a 103-90 loss at Georgetown on Feb. 6 ... Added seven points and three rebounds in an 81-71 win over Seton Hall on Feb. 2 ... Established a season high in points with 17 in his return to the state of New Jersey against Rutgers on Jan. 20 ... Scored nine points to go with six rebounds in a 99-72 win over DePaul on Jan. 6 ... Added eight points in 11 minutes in VU's 97-89 win at Saint Joseph's on Dec. 9 ... Came up with six points, four rebounds, two assists and a steal in 17 minutes of a 95-86 win over Maryland on Dec. 6 at the BB&T Classic ... Provided 10 points, two rebounds and a steal in 23 minutes of action in an 81-63 win over La Salle at the Pavilion on Nov. 28 ... Also helped in the defensive effort against the Explorers' Rodney Green ... Notched a season high six rebounds in 17 minutes of a 79-67 win over Ole Miss in the final of the O'Reilly Auto Parts Puerto Rico Tip-Off ... Contributed seven points and three rebounds in a 71-65 win over Dayton on Nov. 20 in San Juan ... Added seven points and two rebounds in VU's 103-65 win over Penn at the Pavilion on Nov. 16 ... Contributed eight points and four rebounds in his college debut, an 84-61 win over Fairleigh Dickinson on Nov. 13.

**About Cheek**

**Villanova:** A skilled wing player with excellent fundamentals ... Can score off the dribble or from deep ... Brings a great feel for the game with him to the court ... Rebounds well from his spot on the perimeter.

**St. Anthony's:** Earned recognition as an elite performer for coach Bob Hurley Sr. ... Averaged 14.2 points, 9.0 rebounds and 4.0 assists a game as a senior in 2008-09 ... Named a McDonald's All-American and was ranked the No. 19 senior in the nation by ESPNU ... Was a first team all-state choice in New Jersey and was most valuable player of the Elite 24 All-Star game held at Rucker Park in New York City ... A member of the USA Basketball U18 squad that captured a silver medal in the summer of 2008.

**Personal:** Born on Jan. 2, 1991 in Jersey City, N.J. ... Parents are Melvin Cheek and Lindora Mickey ... Siblings include Gary Carlisle (15), Joshua Mickey (9) and Melvin Cheek (23) ... Hopes to become a business major at Villanova ... Chose VU in part for its outstanding academics.

**Season Highs**

Points	17 vs. Rutgers (1/20/10)
Rebounds	6 vs. Mississippi and DePaul
Assists	2 vs. FDU and Fordham
Steals	2 vs. Delaware (12/23/09)
Blocks	2 vs. Mississippi and Drexel
Minutes:	23 vs. La Salle (11/28/09)
Field Goals	6 vs. Rutgers (1/20/10)
3-PT Goals	2 vs. FDU and Rutgers
Free Throws	4 vs. La Salle and DePaul



**Corey Fisher (#10)**

**6-1 • 185**

**Junior • Guard**

**Bronx, N.Y.**

**St. Patrick's (N.J.)**

**2009-10 Season:** Helped lead VU to a 92-81 win over Providence on Feb. 13 with 22 points on 10-of-15 shooting from the field ... His 10 field goals were a career high ... Delivered 17 points in VU's 82-75 win at West Virginia on Feb. 8 ... Established a new career high with 24 points on 8-of-13 shooting in a Feb. 6 game at Georgetown ... Scored his 1,000th career point on a free throw at 6:25 of the first half in the same contest ... His 17 points, on 5-of-7 shooting from the field helped lift VU to a 90-72 win over Notre Dame on Jan. 27 ... Contributed 18 points and three assists in VU's 81-71 win at St. John's on Jan. 23 ... Helped spark a 94-68 win at Rutgers with 15 points, six rebounds and four steals in 28 minutes of activity ... Added 12 points, three rebounds and a pair of steals in a 92-84 win at Louisville on Jan. 11 ... Dropped in 15 points along with six assists, four rebounds and zero turnovers in a 99-72 win over DePaul on Jan. 6 ... Sparked the 'Cats with 17 points and four assists in a 96-58 win against Fordham on Dec. 19 ... Contributed 14 points and seven assists in a 75-65 loss at Temple on Dec. 13 ... Was outstanding, particularly in the second half, as VU held off Maryland 95-86 at the BB&T Classic ... Finished the night with a season-high 20 points, including 4-of-6 from beyond the 3-point arc ... His 3-point goal with 11:34 left restored VU's lead to six after a Terrapin run had narrowed the gap to three ... Established a new career high with six steals to go with 13 points and four assists in VU's 81-63 win over La Salle at the Pavilion ... Paced the Wildcats with 18 points, including 10-of-12 from the free throw line in a 71-65 victory at Dayton ... Drained all four of his free throws attempted in the final 2:10 when the Flyers had closed to within two points ... Sank 17 points and added six rebounds in a 69-68 victory over George Mason in the first round of the O'Reilly Auto Parts Puerto Rico Tip-off ... The 14 free throws he converted represented a career high ... Produced 13 points, eight assists and three steals in Villanova's 103-65 Philadelphia Big Five win over Penn at the Pavilion ... Scored 13 points to help the Wildcats to an 84-61 victory over Fairleigh Dickinson at the Pavilion on Nov. 13.

**About Fisher**

**Villanova:** An electric offensive performer ... Can play either guard position ... A unique combination guard with a knack for scoring ... Also adept at creating shots for teammates ... Selected to the Preseason Wooden Award Watch List ... A member of the 2009 USA Basketball World University Games squad.


**St. Patrick's High School:** Enjoyed a decorated prep career at the same powerhouse that sent Mike Nardi to Villanova ... Named New Jersey Player of the Year by the *Newark Star Ledger* ... Averaged 22.3 points, 6.1 rebounds and eight assists for a 30-2 team that was ranked No. 2 in the nation ... Dropped in 37 points to lead St. Pat's past Huntington (W. Va.) High School and its star O.J. Mayo in a nationally televised game in February ... Closed his prep career with a 16 assist effort in the annual Roundball Classic ... Named an EA Sports All-American ... Averaged 14.9 ppg and 4.2 apg as a junior in 2005-06.

**Personal:** Parents are Corey Wilson and Kiesha Fisher ... Given name is Anthony ... Has one sibling, Ivon Fisher (19) ... Played for coach Kevin Boyle at St. Pat's ... Also enjoys watching football and baseball ... Liked Villanova's combination of athletics and academics ... Played against teammate Corey Stokes each year in high school ... Born April 8, 1988 in the Bronx.

**Career Highs**

**2009-10**

Points	24 vs. Gtown (Feb. 6, 2010)	24 vs. Gtown (Feb. 6, 2010)
Rebounds	7 vs. North Carolina (4/6/09)	6 vs. GMU, Rutgers
Assists	8 twice, last vs. Penn (11/16/09)	8 vs. Penn (11/16/09)
Steals	6 vs. La Salle (11/28/09)	6 vs. La Salle (11/28/09)
Blocks	1 four times, last vs. Gtown	1 three times, last vs. Gtown
Minutes:	37 vs. Seton Hall (2/9/08)	37 vs. G Mason (11/19/09)
Field Goals	10 vs. Providence (2/13/10)	10 vs. Providence (2/13/10)
3-PT Goals	5 vs. Syracuse (2/2/08)	4 vs. Maryland (12/6/09)
Free Throws	14 vs. G Mason (11/19/09)	14 vs. G Mason (11/19/09)



**Taylor King (#31)**  
**6-6 • 230**  
**Sophomore • Forward**  
**Huntington Beach, Calif.**  
**Santa Ana Mater Dei**  
**Duke**

**2009-10 Season:** Delivered six points and eight rebounds in a 95-77 defeat at Syracuse on Feb. 27 ... Added five points and six rebounds in VU's 70-65 loss at Pitt on Feb. 22 ... Pulled down eight rebounds in an 82-75 win at West Virginia on Feb. 8 ... Chipped in with eight points and four rebounds in VU's 90-72 win over Notre Dame on Feb. 2 ... His six rebounds in 18 minutes helped VU down St. John's 81-71 on Jan. 23 ... Bounced back from a nasty collision in the previous game to score 12 points and collect seven rebounds in a 92-84 win at Louisville on Jan. 11 ... Contributed six points and six rebounds in 17 minutes before a collision with Marquette's Lazar Hayward forced him from the game with 2:10 left in regulation on Jan. 9 ... Came up with his first career double-double in a 97-63 win over Delaware on Dec. 23, scoring 19 points and adding 12 rebounds in the win ... Notched a season-high 20 points, including a crucial 3-point goal with 1:34 left, to help VU hold off Saint Joseph's 97-89 on Dec. 9 ... Came up with 13 points and six rebounds in a 95-86 win over Maryland on Dec. 6 ... Provided 16 points and five rebounds in 23 minutes of VU's 77-58 win over Drexel on Dec. 2 ... His four steals against La Salle on Nov. 28 were a career high in that category ... Contributed a career-high 11 rebounds to go with nine points in a 79-67 win over Ole Miss in San Juan on Nov. 22 ... Came through with 14 points and nine rebounds in a career best 31 minutes to help lift VU past Dayton 71-65 at the O'Reilly Auto Parts Puerto Rico Tip-Off ... Gave the Wildcats a huge lift off the bench against Penn, scoring 14 points and collecting seven rebounds in a 103-65 triumph ... Made his first appearance in the Wildcats lineup a solid one with nine points and seven rebounds in 20 minutes of VU's 84-61 win over Fairleigh Dickinson on Nov. 13.

**About King**

**Villanova:** Sat out the 2008-09 campaign after transferring from Duke ... A prolific scorer ... Blessed with a soft touch and deep range.


**Santa Ana Mater Dei:** His 3,214 points are fourth most in California Prep history ... Also grabbed 1,224 rebounds... Sank over 300 career 3-point field goals ... Named California's "Mr. Basketball", second team Parade All-American and McDonald's All-American in 2007 ... Three time all-state and all-county selection ... Led Mater Dei to the California Division II state title as a senior with 29 points, 15 rebounds, three blocks and 7-of-8 shooting from the free throw line in an overtime victory over Archbishop Mitty in the championship game ... Scored 138 points, including 21 3-pointers, to earn most valuable player honors and lead the Monarchs to the City of Palm Tournament in Florida ... Averaged 26.7 points and 10.9 rebounds per game as a senior ... Scored eight points for the West team in the McDonald's All-American game ... Also played for the East team in the 2007 Roundball Classic ... Averaged 26.7 points, 12.4 rebounds, 2.5 assists, 1.3 steals to help pace the Monarchs to a 33-3 record and a state runnerup berth as a junior in 2006 ... Named California Junior Player of the Year and to the USA Today's All-Junior squad ... two time Orange County Register and Los Angeles Times Player of the Year ... Named to the 2006 U18 USA Junior National Team ... Averaged 12.0 points, 4.8 rebounds, and 1.3 apg as the USA earned the gold medal at the 2006 FIBA Americas U18 Championship for Men in San Antonio, Texas ... Drained 10-of-21 three pointers (.476) in his stint with Team USA.

**Personal:** Born May 30, 1988 in Fountain Valley, Cal. ... Son of Meg and Steve King ... Has three older sisters, Lindsay, Natalie and Jacquelyn ... Uncle LeRoy King, played in the National Basketball Association for the Rochester Royals ... Grandfather, Robert, played football at UCLA ... Sister, Lindsay, played basketball at Sonoma (Cal.) State ... Sister, Natalie, played softball at Texas and Pacific (Cal.).

**Career Highs (Duke)**

**2009-10**

Points	27 vs. E. Kentucky (11/25/07)	20 vs. St. Jos. (12/9/09)
Rebounds	12 vs. Delaware (12/23/09)	12 vs. Delaware (12/23/09)
Assists	3 vs. NC Central (11/9/07)	2 vs. Marquette (1/2/10)
Steals	4 vs. La Salle (11/28/09)	4 vs. La Salle (11/28/09)
Blocks	3 vs. St. John's, WVU	3 vs. St. John's, WVU
Minutes:	33 vs. Temple (12/13/09)	33 vs. Temple (12/13/09)
Field Goals	9 vs. E. Kentucky (11/25/07)	7 vs. St. Jos. (12/9/09)
3-PT Goals	6 vs. E. Kentucky (11/25/07)	4 vs. Dayton, St. Jos.
Free Throws	8 vs. Delaware (12/23/09)	8 vs. Delaware (12/23/09)



**Antonio Pena (#0)**  
**6-8 • 235**  
**Junior • Forward**  
**Brooklyn, N.Y.**  
**St. Thomas More**

**2009-10 Season:** Led VU with seven rebounds to go with 10 points in a 77-73 win at Cincinnati on March 2 ... Scored 14 points and added seven rebounds in a 74-49 win over USF on Feb. 24 ... Contributed eight points and nine rebounds in a 70-65 loss at Pitt on Feb. 21 ... Notched his sixth double-double of the year with 15 points and 12 rebounds in a 92-81 win over Providence on Feb. 13 ... Added 10 points and nine rebounds to an 82-75 win at West Virginia on Feb. 8 ... Led the 'Cats with 16 points and eight rebounds in an 81-71 win over Seton Hall on Feb. 2 ... Notched his fifth double-double of the year with 14 points and 10 rebounds in a 90-72 win over Notre Dame on Jan. 27 ... Scored 10 of his points after intermission ... Sank two key free throws in the final 10 seconds of VU's 78-76 win over Marquette on Jan. 9 ... Was 5-of-5 at the line and finished with 11 points and four rebounds ... Connected on 7-of-9 field goal attempts for 17 points to go with seven rebounds in a 96-58 win over Fordham ... Picked up 16 points in a career-high 39 minutes of a 75-65 loss at Temple at the Liacouras Center on Dec. 13 ... Contributed 15 points and seven rebounds in the Wildcats' 97-89 win at Saint Joseph's on Dec. 9 ... Notched a new career high with 19 points, including 11 of 16 from the line, to go with 11 rebounds in a 77-58 win over Drexel on Dec. 2 ... Contributed 14 points, eight rebounds, three steals and a pair of assists in Villanova's 81-63 win over La Salle on Nov. 28 ... Took home the Most Outstanding Player Award at the O'Reilly Auto Parts Puerto Rico Tip-Off after scoring 17 points and grabbing a career high 16 rebounds in a 79-67 win over Ole Miss on Nov. 22 ... He also logged a career high 38 minutes and tied his career high in points .. Sank four of five field goal attempts and scored 13 points to go with seven rebounds in a 71-65 win over No. 21 Dayton in San Juan ... Posted his third straight double-double with 10 points and 12 rebounds in 27 minutes of action against George Mason ... Came up with his second career double-double in a 103-65 win over Penn on Nov. 16 ... Contributed 12 points and 10 rebounds ... Added nine points and 10 rebounds in VU's 84-61 win over Fairleigh Dickinson on Nov. 13.

**About Pena**

**Villanova:** This strong interior became a rotation fixture early in his freshman season and is the team's only returning experienced player up front ... Brings a strong low-post game along with the skill to step away from the basket to make shots.

**St. Thomas More:** Spent two years at the Connecticut-based prep school that has sent Gary Buchanan and Dwayne Anderson to Villanova ... Averaged 21 points and 11 rebounds per game in 2004-05 ... Played for coach Jere Quinn ... Came to St. Thomas More from Brooklyn's Lincoln High School, where he was a teammate of Sebastian Telfair.

**Personal:** Selected Villanova from a list that included Cincinnati, Texas, Louisville and St. John's ... Makes his home in Brooklyn, N.Y. ... Parents are Alvin Pena and Olivia Wright ... Born July 20, 1986 near Coney Island, N.Y.

**Career Highs**

**2009-10**

Points	19 vs. Drexel (12/2/02)	19 vs. Drexel (12/2/02)
Rebounds	16 vs Ole Miss (11/22/09)	16 vs Ole Miss (11/22/09)
Assists	6 vs. La Salle (12/14/08)	3 vs. FDU, Notre Dame
Steals	3 vs. Pitt, La Salle, SU	3 vs. La Salle, Syracuse
Blocks	3 vs. Navy (12/22/08)	2 vs. Penn (11/16/09)
Minutes:	39 vs. Temple (12/13/09)	39 vs. Temple (12/13/09)
Field Goals	8 twice, last vs. Ole Miss	8 vs. Ole Miss (11/22/09)
3-PT Goals	1, twice, last vs. Temple (12/9/07)	
Free Throws	11 vs. Drexel (12/2/02)	11 vs. Drexel (12/2/02)



**Reggie Redding (#15)**

**6-5 • 205**

**Senior • Guard**

**Philadelphia, Pa.**

**St. Joseph's Prep**

**2009-10 Season:** Scored nine of his 11 points, including a huge 3-point field goal with 1:31 left, to help spark a 77-73 win at Cincinnati on March 2 ... Helped hold Da'Sean Butler to 2-of-12 shooting from the field and contributed nine points and seven rebounds in an 82-75 win at West Virginia on Feb. 8 ... Added 11 points, a team-high seven rebounds and five assists in a 82-77 victory over Georgetown on Jan. 17 at the Wachovia Center ... Chipped in with 10 points, seven assists, four rebounds and three steals in VU's 99-72 win over DePaul on Jan. 6 ... Added 11 points and eight rebounds in a 74-72 BIG EAST win at Marquette on Jan. 2 ... Converted 6-of-7 field goal attempts for 16 points in a 97-63 win over Delaware ... Also added six rebounds in 30 minutes ... Returned to the lineup with an impressive performance, contributing 15 points, nine rebounds, three assists, three steals and two blocked shots in a 96-58 win over Fordham on Dec. 19 ... Sat out the first semester (10 games) due to university sanctions for a student code of conduct violation.

**About Redding**

**Villanova:** Possesses a great feel for the game ... Moves well without the ball ... Offers size and the ability to score from the guard position ... An accomplished defender ... Will not appear in games in the first semester as the result of disciplinary action by the University ... Is eligible to return on Dec. 19 ... Is permitted to practice during the fall term ... Winner of the 2009 Paul Arizin Award and a second team All-Philadelphia Big Five selection.

**St. Joseph's Prep:** Became the Prep's all-time leading scorer with 1,568 points while playing for coach Speedy Morris ... Averaged 17.2 points, 3.6 assists and rebounds per game as a senior in 2005-06 ... Named first team All-Philadelphia Catholic League as a senior.

**Personal:** Picked Villanova from a list that included North Carolina State, Boston College and Pittsburgh ... Born July 18, 1988 in Philadelphia ... Parents are Reggie and Darlene Redding ... Opted for Villanova for its style of play and proximity to Philadelphia.

**Career Highs**

**2009-10**

Points	18 vs. Pittsburgh (1/28/09)	16 vs. Delaware (12/23/09)
Rebounds	12 vs. URI (11/29/08)	9 vs. Fordham (12/19/09)
Assists	11 vs. Providence (3/5/09)	7 vs. DePaul (Jan. 6, 2010)
Steals	6 vs. Syracuse (2/22/09)	3 three times, last vs. ND
Blocks	4 vs. American (3/19/09)	2 vs. Fordham (12/19/09)
Minutes:	38 vs. Bucknell (11/18/07)	36 vs. Marquette (Jan 2 & 9)
Field Goals	6 vs. Providence (2/4/09)	6 vs. Fordham, Del.
3-PT Goals	2, six times, last vs. Fordham	2 vs. Fordham, DePaul
Free Throws	10 vs. Pittsburgh (1/28/09)	5 vs. Marquette (1/2/10)



**Scottie Reynolds (#1)**

**6-2 • 195**

**Senior • Guard**

**Herndon, Va.**

**Herndon H.S.**

**2009-10 Season:** Netted all 17 of his points after halftime to lead a 77-73 win over Cincinnati on March 2 ... Notched 21 points to help lead the 'Cats past USF 74-69 on Senior Night ... Delivered 17 second half points to finish with 22 in VU's 92-81 win over Providence on Feb. 13 ... Scored 21 points, including all 10 of his free throws to lead VU past West Virginia 82-75 ... In the process he passed assistant coach Doug West in fourth place on VU's all-time scoring list ... Moved into fifth place on the all-time VU scoring list with 24-points on Feb. 6 at Georgetown ... Scored his 2,000th career point on a layup with 11:58 remaining against Seton Hall on Feb. 2 ... His 19 points on 6-of-12 shooting helped lead VU past St. John's 81-71 on Jan. 24 ... Named BIG EAST and Philadelphia Player of the Week on Jan. 18 ... Capped a terrific week with a 27-point effort that included a huge offensive rebound with 1:55 remaining in an 82-77 win over Georgetown on Jan. 17 ... Came up with a huge second half, scoring 30 of his 36 points to help VU cap a rally from a 17-point deficit in a 92-84 win at Louisville ... Connected on 9-of-10 field goal attempts and was perfect (5-of-5) from deep ... Helped VU hold off Marquette with 10 second half points (15 overall) in the 'Cats 78-76 win over the Golden Eagles on Jan. 9 ... Led VU with 21 points on 8-of-13 shooting from the field in a 99-72 win over DePaul ... Named Big Five Player of the Week and to the BIG EAST Honor Roll on Jan. 4 ... Dropped in 23 points, including the go-ahead basket with 18.3 seconds left, to help lift VU past Marquette 74-72 on Jan. 2 ... Paced the Wildcats with 22 points, including 6-of-8 from beyond the 3-point arc, in a 97-63 win over Delaware on Dec. 23 ... Tossed in 17 points in just 23 minutes against Fordham on Dec. 19 ... Added 23 points, seven rebounds and three assists in a 75-65 loss to Temple on Dec. 13 ... Paced Villanova with 22 points, including 12-of-14 at the line, in a 97-89 win at Saint Joseph's on Dec. 9 ... Named BIG EAST and Philadelphia Big Five Player of the Week on Dec. 7 ... Earned the Most Outstanding Player honor at the BB&T Classic on Dec. 6 ... Scored 25 points and added eight assists, both season highs, to go with five rebounds in 38 minutes against Maryland ... Tied a career high with eight rebounds in the 77-58 win over Drexel on Dec. 2 ... Named to the O'Reilly Auto Parts Puerto Rico Tip-Off all-tournament team after pacing VU with 21 points in a 79-67 victory over Ole Miss on Nov. 22 ... Led the Wildcats with 18 points and assisted on the winning basket by Isaiah Armwood in a 69-68 win over George Mason in the opening round of the O'Reilly Auto Parts Classic Puerto Rico Tip-Off .

**About Reynolds**

**Villanova:** An explosive scorer capable of playing either guard position ... Crafty with the basketball, especially on drives to the basket ... One of 50 members of the Wooden Award Watch List ... Named Most Outstanding Player at 2009 East Regional and was honorable mention All-BIG EAST as well as First Team All-Philadelphia Big Five ... Announced his intention to enter his name into National Basketball Association Draft pool on April 21 before removing it on June 9, 2009.

**Herndon High School:** Named a 2006 McDonald's All-American ... Named first team all-Virginia by the *Associated Press* from 2004-06 ... Averaged 28.4 points, 3.3 rebounds, 4.5 assists and 4.0 steals per game in 2005-06 to help lead Herndon to a 26-4 record and the Class AAA state tournament finals ... Tabbed Class AAA player of the year as a senior ... Averaged 34.7 points, 5.1 rebounds, 6.2 assists and 3.3 steals as a junior in 2004-05 ... Selected first team All-Metro by the *Washington Post* as a junior and senior ... Averaged 23.8 points and 5.0 assists per game at Herndon while playing for coach Gary Hall and departed as the school's all-time leading scorer (2,033 points) ... Participated in 2006 Roundball Classic.

**Personal:** Given name is Scott Reynolds ... Son of Pam and Rick Reynolds ... Born Oct. 10, 1987 in Huntsville, Ala. ... Was later adopted by the Reynolds family and spent his youth in Virginia and Illinois ... Has two brothers, Eric and Ross, and three sisters, Kelli Platt, Susie, and Daihilia ... Played on Boo Williams' teams on the AAU circuit ... Participated in 2005 USA Basketball Youth Development Festival, where he helped USA White team to a gold medal ... Originally signed a letter of intent to attend Oklahoma University but was released from that obligation when head coach Kelvin Sampson accepted a position at Indiana University in April 2006.

**Career Highs**

**2009-10**

Points	40, twice, last vs. Seton Hall	36 vs. Louisville (1/11/10)
Rebounds	8, twice, last vs. Drexel	8 vs. Drexel (12/2/02)
Assists	10, vs. Louisville (2/3/07)	8 vs. Maryland (12/6/09)
Steals	4, ten times, last vs. St. Jos.	4 vs. St. Jos. (12/9/09)
Blocks	1, eight times	1 vs. La Salle (11/28/09)
Minutes:	43 vs. Seton Hall (1/6/09)	39 vs. G Mason (11/19/09)
Field Goals	12 vs. Connecticut (2/28/07)	9 vs. Temple, Louisville
3-PT Goals	7 vs. DePaul (1/6/07)	6 vs. Delaware (12/23/09)
Free Throws	15 vs. Seton Hall (1/6/09)	13 vs. Louisville (1/11/10)



**Corey Stokes (#24)**

**6-5 • 195**

**Junior • Guard**

**Bayonne, N.J.**

**St. Benedict's**

**2009-10 Season:** Contributed 14 points in 25 minutes to help lift VU to a 77-73 win on March 2 at Cincinnati ... His 11 points and solid defense on Dominique Jones helped VU down USF 74-49 on Feb. 24 ... Added 10 points and eight rebounds in a 92-81 win over Providence on Feb. 13 ... Sank a pair of 3-point goals to fuel an 11-0 run in the second half of VU's 81-71 win over Seton Hall on Feb. 2 ... Dropped in Finished with 11 points and five rebounds in 24 minutes ... 16 points on 6-of-10 shooting from the floor to help lift VU past Rutgers 94-68 on Jan. 20 at the RAC ... Came up with a big effort after being idled by a right hamstring injury against DePaul on Jan. 6 ... Led VU with 16 points in 28 minutes of a 78-76 win over Marquette on Jan. 9 ... A strained right hamstring suffered in practice on Jan. 4 kept him out of action against DePaul ... Set a new career high with 10 rebounds to go with seven points in a 96-58 win over Fordham ... Tallied 18 points to go with three assists, three rebounds and a pair of steals in a 95-86 win over Maryland at teh Verizon Center on Dec. 6 ... Chipped in with nine points, five points and two assists in a 81-63 win over La Salle on Nov. 28 ... Offered terrific defense and 18 points to go with five rebounds in a 79-67 win over Ole Miss on Nov. 22 ... His 35 minutes against the Rebels were a career high ... Connected on 5-of-7 from the field for 14 points to go with five rebounds in VU's 103-65 win over Penn on Nov. 16 at the Pavilion ... Paced the Wildcats with 20 points, including 5-of-10 from beyond the 3-point arc, in an 84-61 win over Fairleigh Dickinson.

**About Stokes**

**Villanova:** Brings a pure shooting stroke and great range ... Improved as a defender over the course of his first two seasons in college ... Moves well without the basketball.

**St. Benedict's Prep:** Named to the prestigious McDonald's and *Parade* All-American teams for his efforts helping the Gray Bees' complete a 24-1 season ... Averaged 25.0 points, 6.8 rebounds and 2.2 assists as a senior in 2006-07 ... Also named to the EA Sports All-American and first team All- New Jersey by the *Newark Star-Ledger* ... Participated in the Roundball Classic and was invited to try out for USA Basketball's 19-and-Under team following the season ... Connected on 42 percent of his 3-point field goal attempts in 2005-06 to go with an 11.5 ppg average.

**Personal:** A business management major at Villanova ... Parents are Ernest Simpson and Karen Stokes ... Siblings are Brandon Stokes (20), Jamal Stokes (26), Harun Simpson (34) and Saidah Simpson (26) ... Jamal Stokes played at William Paterson College in New Jersey.

**Career Highs**

**2009-10**

Points	22 vs. HBU (12/4/08)	20 vs. FDU (11/13/09)
Rebounds	10 vs. Fordham (12/19/09)	10 vs. Fordham (12/19/09)
Assists	3, five times, last vs. UMd.	3 vs. Maryland (12/6/09)
Steals	2, three times (last on 3/12/09)	2 vs. Fordham (12/19/09)
Blocks	2 twice, last vs. Ole Miss	2 vs. Ole Miss (11/22/09)
Minutes:	35 vs. Ole Miss (11/22/09)	35 vs. Ole Miss (11/22/09)
Field Goals	8 vs. Siena (3/23/08)	6 four times, last vs. RU
3-PT Goals	6 vs. HBU (12/4/08)	5 vs. FDU, Maryland
Free Throws	7 vs. Syracuse (2/7/09)	6 vs. Ole Miss (11/22/09)



**Maalik Wayns (#5)**  
**6-1 • 185**  
**Freshman • Guard**  
**Philadelphia, Pa.**  
**Roman Catholic**

**2009-10 Season:** Added 16 points on 5-of-8 shooting from the floor in an 81-71 win over St. John's ... Was 4-of-4 at the free throw line in the final minute of VU's 82-77 win over Georgetown on Jan. 17 ... He finished with 11 points ... Added 11 points in 15 minutes of a 92-84 win at Louisville on Jan. 11 ... Followed up his second BIG EAST Rookie of the Week nod (Jan. 4) with a sensational effort against DePaul ... Sank 8-of-12 from the floor for 18 points in a 99-72 win ... Tied a season high with 16 points in his BIG EAST debut at Marquette, helping the 'Cats to a 74-72 win ... Named BIG EAST Rookie of the Week on Dec. 19 after delivering 12 points, two assists and a steal in a 96-58 win over Fordham ... Produced nine points and two rebounds at Saint Joseph's in a 97-89 triumph ... Chipped in with seven points on 3-of-4 shooting from the floor in a 77-58 win over Drexel on Dec. 2 ... His 3-point field goal with 41 seconds left helped lift Villanova to a come from behind 69-68 win over George Mason on Nov. 19 in San Juan, Puerto Rico. ... Led the Wildcats with 16 points in 18 minutes during a 103-65 win over Penn on Nov. 16 at the Pavilion ... Sank 3-of-6 from beyond the 3-point arc ... Came off the bench to supply six points, two assists and a pair of steals in his college debut at the Pavilion against Fairleigh Dickinson.

**About Wayns**

**Villanova:** A natural point guard and leader ... Uses his great quickness to create shots for himself and others ... Can break defenders down off the dribble or knock down shots from the perimeter ... A terrific competitor with superior court vision.

**Roman Catholic High School:** Was named a Parade and McDonald's All-American as a senior in 2009 despite missing three weeks of the regular season with a knee injury ... Also was a two-time most valuable player in the Philadelphia Catholic League as well as a first team all-city and all-state choice in Pennsylvania ... Averaged 19.2 points, 5.1 rebounds and 5.5 assists per game for the Cahillites as a senior ... As junior in 2007-08 he averaged 22.4 points, 5.1 assists, 4.8 rebounds and 2.1 steals per outing.

**Personal:** Born May 2, 1991 in Philadelphia, Pa. ... Parents are Verland Wayns and Deborah Wayns ... Has one sibling, VJ (12) ... Chose Villanova for its family atmosphere, basketball and proximity to home ... Enjoys listening to rap music in his spare time and has aspirations of a career in broadcasting when his playing days are complete.

**Season Highs**

Points	18 vs. DePaul (1/6/10)
Rebounds	6 vs. G Mason (11/19/09)
Assists	4 vs. G Mason (11/19/09)
Steals	3 vs. DePaul (1/6/10)
Blocks	
Minutes:	26 vs. George Mason and Marquette
Field Goals	8 vs. DePaul (1/6/10)
3-PT Goals	3 vs. Penn (11/16/09)
Free Throws	6 vs. Marquette (1/2/10)



## Mouphtaou Yarou (#13)

6-10 • 250

Freshman • Center/Forward

Natitingou, Benin

Montrose Christian

**2009-10 Season:** Added 10 points, two rebounds and two blocked shots in a 77-73 win at Cincinnati on March 2 ... Drew his first starting assignment since November on Feb. 27 at Syracuse and responded with a season-high 13 points to go with eight rebounds in 22 minutes ... Logged a season-high 24 minutes, adding four points, six rebounds and three steals in a 74-49 win over USF on Feb. 24 ... Contributed six points and five rebounds in 13 minutes of a 84-75 loss to Connecticut on Feb. 15 ... Added two points and five rebounds in an 81-71 win over Seton Hall on Feb. 2 ... Picked up a season high nine rebounds to go with six points in 18 minutes of a 94-68 win at Rutgers on Jan. 20 ... Contributed four points and three rebounds in 14 minutes of action in a 92-84 win at Louisville on Jan. 11 ... Returned to game action on Jan. 6 in a 99-72 win over DePaul ... Logged 14 minutes, scoring four points, grabbing two rebounds and picking up one blocked shot ... Was cleared by physicians to resume all basketball activities on Dec. 31 and was in uniform on Jan. 2 at Marquette ... Appeared in two games before being sidelined by Hepatitis B virus ... Supplied six points and three rebounds while drawing a starting assignment in VU's 84-61 win over Fairleigh Dickinson on Nov. 13.

## About Yarou

**Villanova:** A gifted forward with a throwback approach to the game ... Is an effective post-up performer and relentless rebounder ... Possesses an uncanny feel for the sport despite having played it competitively in the United States for just two years ... Good hands and shooting touch.

**Montrose Christian:** Helped lead the national powerhouse to 22 victories and the semifinals of the ESPN Rise National Invitational Tournament in April ... Averaged 20 points, 12 rebounds and three blocked shots per outing while playing for coach Stu Vetter ... Spent his junior year at Massanutten Military Academy in Woodbridge, Va., after arriving in the United States from Benin in West Africa ... Ranked among the top 30 players in the nation by ESPNU ... Selected to play in the Jordan Brand All-Star game at New York's Madison Square Garden following his senior season.

**Personal:** Parents are Louis and Awaou Yarou ... His father is an agricultural engineer and his mother operates a clothing store in Benin ... Emigrated to the United States in 2007 ... Is one of 13 children ... Speaks five languages, including English, French and three African dialects ... Spent most of his youth playing soccer and only began to play basketball in 2004 ... Nickname is "Moof" ... Proper pronunciation of his name is moof-tow (rhymes with wow) ya-roo ... Born June 26, 1990.

### Season Highs

Points	13 vs. Syracuse (Feb. 27, 2010)
Rebounds	9 vs. Rutgers (1/20/10)
Assists	2 vs. Syracuse (Feb. 27, 2010)
Steals	
Blocks	3 vs. Connecticut (2/15/10)
Minutes:	25 vs. Cincinnati (Mar. 2, 2010)
Field Goals	6 vs. Syracuse (Feb. 27, 2010)
3-PT Goals	
Free Throws	2 vs. FDU, Penn, Louisville, Rutgers



**Russell Wooten (#12)**  
**6-4 • 210**  
**Senior • Forward**  
**Chula Vista, Calif.**  
**St. Augustine**

**2009-10 Season:** Recorded the first two points of his college career on a putback in the waning moments of VU's 103-65 win over Penn at the Pavilion on Nov. 16.

**Villanova:** Joined the active roster in 2008-09 as a walk-on ... Spent the previous two seasons as a student volunteer ... Brings strength and energy to the court each day ... A willing worker who gives maximum effort at all times.

**St. Augustine High School:** Earned three varsity letters as a forward and center ... Posted eight double-doubles as a senior ... Named first team Western League as a senior in 2006 ... Also earned three varsity letters in track, racing in the 200 and 400 meter events ... Ran a leg of the 4x400 meter relay in 49.73 ... Selected to the All-Academic team as a senior.

**Personal:** Parents are Wayne and Karen Wooten ... Wayne Wooten played four years of basketball as a forward at Northern Kentucky University ... Born May 18, 1988 in San Diego ... A sociology major ... Enjoys video games and watching videos in his spare time ... Picked Villanova for its academics, basketball and "to test my character being away from home."



**Maurice Sutton (#25)**  
**6-11 • 215**  
**Freshman • Forward/Center**  
**Largo, Md.**  
**Largo**

**2009-10 Season:** Contributed two points and a rebound in 11 minutes of VU's 82-75 win at West Virginia on Feb. 8 ... Scored two points and added four rebounds in a 99-72 win over DePaul on Jan. 6 ... Sidelined by an upper respiratory infection on Dec. 23 against Delaware ... Collected six rebounds to go with four points in a 97-89 win at Saint Joseph's on Dec. 9 ... Blocked five shots to go with five rebounds and three points in an 81-63 win over La Salle on Nov. 28 ... Made his first career start in San Juan, scoring four points, adding eight rebounds and blocking a pair of shots in 30 minutes of a 71-65 win over Dayton ... Played 17 key minutes in the win over George Mason, contributing three points and five rebounds ... Contributed seven points and five rebounds in VU's 103-65 win over Penn on Nov. 16 ... Came off the bench to add five points, two rebounds and a blocked shot in six minutes of action in an 84-61 win over Fairleigh Dickinson.

**Largo High School:** Earned three varsity letters playing for coach Lewis Howard in Upper Marlboro, Md. ... Largo owned a 48-5 record over his final two seasons and captured the Class 3A Maryland state championship ... Averaged 18 points, 13 rebounds and nine blocked shots per game as Largo posted a 24-4 record in 2007-08 ... Established a new standard for triple-doubles and blocked shots in his three seasons at Largo ... Earned first team all-county honors as a senior and was an honor roll student in his final two years.

**Personal:** Born July 31, 1989 in Upper Marlboro, Md. ... Parents are Maurice Sutoon, Sr., and Gwen Sutton ... Has two older siblings, Terry Barnes (36) and Candace Sutton-Pearson (26) ... Sutton-Pearson played college basketball at the University of North Carolina before graduating in 2004 ... Gwen Sutton played basketball at North Carolina State and Maurice Sutton, Sr., played football at Norfolk State ... Plans to major in business management at Villanova with an eye towards becoming an entrepreneur when his basketball career is complete ... Former National Basketball Association forward Chris Gatling is a cousin ... Enjoys spending time with friends and family, prayer and movies ... Selected Villanova over Indiana and Seton Hall.

**Career Highs**

**2009-10**

Points	14 vs. Penn (11/16/09)	2 vs. Penn (11/16/09)
Rebounds	1, three times, last vs. Penn	1 vs. Penn (11/16/09)
Assists		
Steals		
Blocks		
Minutes:	5 vs. Fordham (11/17/08)	2 vs. Penn (11/16/09)
Field Goals		
3-PT Goals		
Free Throws		

**Season Highs**

Points	7 vs. Penn (11/16/09)
Rebounds	8 vs. Dayton (11/20/09)
Assists	2 vs. La Salle (11/28/09)
Steals	1 vs. Drexel (12/2/02)
Blocks	5 vs. La Salle (11/28/09)
Minutes:	30 vs. Dayton (11/20/09)
Field Goals	3 vs. Penn (11/16/09)
3-PT Goals	
Free Throws	1 vs. FDU, Penn, George Mason, La Salle

**No. 5 Villanova 84, Fairleigh Dickinson 61**  
**November 13, 2009 ~ The Pavilion ~ Villanova, Pa.**

VISITORS: Fairleigh Dickinson 0-1

##	Player Name	TOT-FG			3-PT			REBOUNDS			TP	A	TO	BLK	S	MIN
		FG-FGA	FG-FGA	FT-FTA	OF	DE	TOT	PF								
50	GALVIN, John.....	f	1-2	0-0	0-0	0	0	0	1	2	0	1	0	0	14	
55	MORUNYAN, Alvin.....	f	2-6	0-0	3-7	2	4	6	4	7	2	2	6	0	29	
01	GRIER, Terence.....	g	6-12	0-0	5-5	2	1	3	4	17	2	3	0	0	37	
12	SCOTT, Mike.....	g	3-9	1-5	8-10	0	5	5	3	15	2	2	0	2	37	
30	BAPTISTE, Sean.....	g	3-12	2-8	3-6	0	2	2	3	11	0	3	0	0	35	
22	LARIZZA, Louis.....	g	0-0	0-0	0-0	0	0	0	0	0	0	0	0	0	1	
33	MULUMBA MBAYI, Anacl.....	g	1-1	0-0	1-2	1	1	2	0	3	0	0	0	0	6	
44	SVRDLIK, Kamil.....	g	3-5	0-1	0-2	0	9	2	6	1	2	0	2	3	35	
52	PURSLEY, DeJuan.....	g	0-1	0-0	0-0	0	1	1	3	0	0	1	0	0	6	
TEAM.....						1	6	7							1	
Totals.....			19-48	3-14	20-32	6	29	35	20	61	7	15	6	4	200	

TOTAL FG% 1st Half: 11-23 47.8% 2nd Half: 8-25 32.0% Game: 39.6% DEADB  
 3-Pt. FG% 1st Half: 2-6 33.3% 2nd Half: 1-8 12.5% Game: 21.4% REBS  
 F Throw % 1st Half: 10-10 100% 2nd Half: 10-22 45.5% Game: 62.5% 6

HOME TEAM: Villanova 1-0

##	Player Name	TOT-FG			3-PT			REBOUNDS			TP	A	TO	BLK	S	MIN
		FG-FGA	FG-FGA	FT-FTA	OF	DE	TOT	PF								
00	PENA, Antonio.....	f	3-8	0-1	3-6	4	6	10	1	9	3	2	0	2	32	
13	YAROU, Mouphtaou.....	f	2-4	0-0	2-4	2	1	3	2	6	0	1	1	0	20	
01	REYNOLDS, Scottie.....	g	2-10	0-4	4-6	0	3	3	4	8	2	1	0	0	38	
10	FISHER, Corey.....	g	4-9	1-2	4-6	1	3	4	4	13	4	2	1	0	21	
24	STOKES, Corey.....	g	6-12	5-10	3-3	1	3	4	4	20	2	2	1	0	26	
05	WAYNS, Maalik.....	g	2-7	0-2	2-2	0	2	2	2	6	2	0	0	2	18	
23	CHEEK, Dominic.....	g	3-6	2-4	0-0	2	2	4	1	8	2	0	0	0	18	
25	SUTTON, Maurice.....	g	2-2	0-0	1-2	2	0	2	2	5	0	0	1	0	6	
31	KING, Taylor.....	g	3-7	1-3	2-2	2	5	7	1	9	1	0	1	0	20	
34	ARMWOOD, Isaiah.....	g	0-1	0-0	0-0	0	0	0	1	0	0	0	0	0	1	
TEAM.....						3	4	7							20	
Totals.....			27-66	9-26	21-31	17	29	46	22	84	16	8	5	4	200	

TOTAL FG% 1st Half: 10-31 32.3% 2nd Half: 17-35 48.6% Game: 40.9% DEADB  
 3-Pt. FG% 1st Half: 5-16 31.3% 2nd Half: 4-10 40.0% Game: 34.6% REBS  
 F Throw % 1st Half: 10-16 62.5% 2nd Half: 11-15 73.3% Game: 67.7% 5

Officials: Jim Haney, Tim Clougherty, Jeff Clark  
 Technical fouls: Fairleigh Dickinson-TEAM. Villanova-None.  
 Attendance: 6500  
 Score by Periods  
 Fairleigh Dickinson..... 1st 2nd Total  
 Villanova..... 35 49 - 84

Points in the paint-FDU 26,VU 28. Points off turnovers-FDU 11,VU 17.  
 2nd chance points-FDU 2,VU 17. Fast break points-FDU 12,VU 4.  
 Bench points-FDU 9,VU 28. Score tied-3 times. Lead changed-2 times.  
 Last FG-FDU 2nd-00:00, VU 2nd-01:32.  
 Largest lead-FDU by 3 1st-04:08, VU by 25 2nd-01:17.

**No. 5 Villanova 103, Penn 65**  
**November 16, 2009 ~ The Pavilion ~ Villanova, Pa.**

VISITORS: Penn (0-2, 0-1 B5)

##	Player Name	TOT-FG			3-PT			REBOUNDS			TP	A	TO	BLK	S	MIN
		FG-FGA	FG-FGA	FT-FTA	OF	DE	TOT	PF								
01	Rosen, Zack.....	f	2-10	1-8	2-2	1	2	3	3	7	6	1	0	2	32	
24	Eggleston, Jack.....	f	4-7	1-2	0-0	0	0	0	4	9	1	5	0	1	19	
13	Schreiber, Andreas.....	c	1-6	0-0	4-7	0	0	0	1	6	2	3	0	2	20	
04	Barrardini, Tyler.....	g	0-3	0-3	0-0	0	1	1	0	0	1	0	0	1	15	
05	Smith, Darren.....	g	4-15	4-9	5-6	0	2	2	2	21	1	0	0	1	33	
02	Monckton, Dan.....	g	0-1	0-1	0-0	0	0	0	0	1	0	0	0	0	4	
11	Washington, Malcolm.....	g	1-1	0-0	0-2	0	0	0	0	1	2	1	0	0	2	
14	Loughery, Larry.....	g	0-0	0-0	0-0	0	1	1	0	0	1	0	0	0	4	
20	Sullivan, Carson.....	g	0-2	0-2	0-0	0	0	0	0	1	0	0	0	0	8	
23	Howlett, Mike.....	g	0-1	0-0	0-2	3	4	7	0	0	0	0	1	0	13	
30	Belcore, Rob.....	g	5-9	3-7	3-6	0	2	2	3	16	0	3	0	1	28	
42	Fitzpatrick, Brian.....	g	1-2	0-0	0-0	1	0	1	0	2	0	0	0	0	8	
44	Turley, Conor.....	g	0-1	0-0	2-2	1	1	2	2	2	0	0	0	0	13	
TEAM.....						5	3	8							20	
Totals.....			20-58	9-32	16-27	11	16	27	18	65	13	14	0	10	200	

TOTAL FG% 1st Half: 7-27 25.9% 2nd Half: 13-31 41.9% Game: 34.5% DEADB  
 3-Pt. FG% 1st Half: 4-17 23.5% 2nd Half: 5-15 33.3% Game: 28.1% REBS  
 F Throw % 1st Half: 7-11 63.6% 2nd Half: 9-16 56.3% Game: 59.3% 5

HOME TEAM: Villanova (2-0, 1-0 B5)

##	Player Name	TOT-FG			3-PT			REBOUNDS			TP	A	TO	BLK	S	MIN
		FG-FGA	FG-FGA	FT-FTA	OF	DE	TOT	PF								
00	PENA, Antonio.....	f	4-6	0-0	4-4	1	9	10	2	12	1	0	2	1	25	
13	YAROU, Mouphtaou.....	c	1-3	0-0	2-2	2	3	5	5	4	1	2	1	0	17	
01	REYNOLDS, Scottie.....	g	5-10	2-3	2-3	1	1	2	2	14	5	0	0	2	21	
10	FISHER, Corey.....	g	4-9	1-4	4-6	0	3	3	1	13	8	2	0	3	26	
24	STOKES, Corey.....	g	5-7	2-3	2-2	1	4	5	3	14	1	3	0	0	20	
04	COLBENDA, Jason.....	g	0-0	0-0	0-0	0	0	0	1	0	0	2	0	1	3	
05	WAYNS, Maalik.....	g	6-10	3-6	1-1	0	0	0	1	16	1	4	0	0	18	
12	WOOTEN, Russell.....	g	1-1	0-0	0-0	1	0	1	0	2	0	0	0	0	2	
23	CHEEK, Dominic.....	g	3-4	1-2	0-0	0	2	2	0	7	1	0	0	0	18	
25	SUTTON, Maurice.....	g	3-5	0-0	1-2	2	3	5	3	7	0	2	1	0	14	
31	KING, Taylor.....	g	5-7	2-3	2-2	4	3	7	1	14	1	0	1	0	23	
34	ARMWOOD, Isaiah.....	g	0-1	0-0	0-0	0	3	3	3	0	0	0	0	0	13	
TEAM.....						1	1	2							20	
Totals.....			37-63	11-21	18-23	13	32	45	22	103	19	15	4	8	200	

TOTAL FG% 1st Half: 18-31 58.1% 2nd Half: 19-32 59.4% Game: 58.7% DEADB  
 3-Pt. FG% 1st Half: 6-14 42.9% 2nd Half: 5-7 71.4% Game: 52.4% REBS  
 F Throw % 1st Half: 13-15 86.7% 2nd Half: 5-8 62.5% Game: 78.3% 3

Officials: Michael Stephens, Gene Steratore, Wally Rutecki  
 Technical fouls: Penn-None. Villanova-None.  
 Attendance: 6500  
 Score by Periods  
 Penn..... 1st 2nd Total  
 Villanova..... 25 40 - 65

Points in the paint-PENN 12,VU 36. Points off turnovers-PENN 19,VU 23.  
 2nd chance points-PENN 11,VU 21. Fast break points-PENN 6,VU 15.  
 Bench points-PENN 22,VU 46. Score tied-2 times. Lead changed-2 times.  
 Last FG-PENN 2nd-00:43, VU 2nd-00:22.  
 Largest lead-PENN by 1 1st-18:17, VU by 48 2nd-07:17.

**No. 5 Villanova 69, George Mason 68**  
**November 19, 2009 ~ Coliseo De Puerto Rico ~ Hato Rey, Puerto Rico**  
**O'Reilly Auto Parts Puerto Rico Tip-Off**

VISITORS: George Mason

##	Player Name	TOT-FG			3-PT			REBOUNDS			TP	A	TO	BLK	S	MIN
		FG-FGA	FG-FGA	FT-FTA	OF	DE	TOT	PF								
22	Morrison, Mike.....	f	1-3	0-0	0-0	0	3	4	2	0	1	0	0	0	17	
24	Pearson, Ryan.....	f	6-12	0-0	2-4	4	4	8	2	14	1	3	1	1	37	
33	Birdsong, Louis.....	f	0-3	0-3	1-2	1	1	2	4	1	0	1	0	0	10	
20	Long, Cam.....	g	3-10	1-4	6-6	0	3	3	1	13	0	1	0	0	22	
23	Whack, Rashad.....	g	0-1	0-1	2-2	0	0	0	2	2	0	1	0	1	14	
03	Poster, Kevin.....	g	2-4	0-0	4-6	1	6	7	5	8	0	1	1	1	16	
04	Vaughns, Vertrail.....	g	0-1	0-0	0-0	0	0	0	0	0	0	0	0	0	2	
14	Hancock, Luke.....	g	3-4	0-0	3-4	2	3	5	4	9	2	2	0	0	26	
15	Wright, Sherrod.....	g	0-3	0-2	5-6	0	0	0	1	5	1	2	0	0	20	
32	Williams, Johnny.....	g	0-0	0-0	1-3	0	0	0	1	1	0	1	0	1	10	
45	Corneilus, Andre.....	g	4-6	2-3	3-4	0	1	4	1	3	0	0	0	0	26	
TEAM.....						2	2								20	
Totals.....			19-47	3-13	27-37	8	23	31	28	68	4	14	3	3	200	

TOTAL FG% 1st Half: 12-28 42.9% 2nd Half: 7-19 36.8% Game: 40.4% DEADB  
 3-Pt. FG% 1st Half: 2-7 28.6% 2nd Half: 1-6 16.7% Game: 23.1% REBS  
 F Throw % 1st Half: 11-14 78.6% 2nd Half: 16-23 69.6% Game: 73.0% 5

HOME TEAM: Villanova

##	Player Name	TOT-FG			3-PT			REBOUNDS			TP	A	TO	BLK	S	MIN
		FG-FGA	FG-FGA	FT-FTA	OF	DE	TOT	PF								
00	PENA, Antonio.....	f	4-5	0-0	2-5	2	10	12	5	10	0	0	0	1	27	
31	KING, Taylor.....	f	3-5	2-3	0-1	4	0	4	5	8	0	2	0	0	17	
01	REYNOLDS, Scottie.....	g	6-14	2-8	4-4	0	3	3	1	18	2	8	0	2	39	
10	FISHER, Corey.....	g	1-12	1-4	14-18	5	1	6	3	17	3	1	0	0	37	
24	STOKES, Corey.....	g	0-3	0-2	1-2	2	3	5	5	1	0	2	0	0	22	
05	WAYNS, Maalik.....	g	3-10	2-5	1-4	1	5	6	1	9	4	1	0	1	26	
23	CHEEK, Dominic.....	g	0-2	0-2	0-2</											

**No. 5 Villanova 79, Ole Miss 67**

**November 22, 2009 ~ Coliseo DeP Puerto Rico ~ Hato Rey, Puerto Rico**  
**O'Reilly Auto Parts Puerto Rico Tip-Off**

VISITORS: Villanova 5-0

##	Player Name	TOT-FG		3-PT		REBOUNDS				TP	A	TO	BLK	S	MIN
		FG-FGA	FG-FGA	FT-FTA	OF	DE	TOT	PF							
00	PENA, Antonio..... f	8-13	0-0	1-2	6	10	16	4	17	1	6	0	2	38	
25	SUTTON, Maurice..... f	1-3	0-0	2-2	1	4	5	2	4	0	4	1	0	20	
01	REYNOLDS, Scottie... g	6-16	2-4	7-10	0	1	1	2	21	1	4	0	1	26	
10	FISHER, Corey..... g	2-4	0-1	0-1	0	0	0	4	4	3	3	1	0	15	
24	STOKES, Corey..... g	5-9	2-5	6-6	2	3	5	2	18	0	1	2	1	35	
05	WAYNS, Maalik..... g	1-7	0-1	2-2	0	1	1	2	4	1	1	0	0	20	
23	CHEEK, Dominic..... g	1-4	0-1	0-0	2	4	6	1	2	1	1	2	0	17	
31	KING, Taylor..... g	3-9	0-4	3-4	2	9	11	2	9	1	2	0	2	29	
TEAM.....						4		2		6					
Totals.....		27-65	4-16	21-27	17	34	51	19	79	8	22	6	6	200	

TOTAL FG% 1st Half:	11-33 33.3%	2nd Half:	16-32 50.0%	Game:	41.5%	DEADB
3-Pt. FG% 1st Half:	2-10 20.0%	2nd Half:	2-6 33.3%	Game:	25.0%	REBS
F Throw % 1st Half:	3-4 75.0%	2nd Half:	18-23 78.3%	Game:	77.8%	3

HOME TEAM: Ole Miss 4-1

##	Player Name	TOT-FG		3-PT		REBOUNDS				TP	A	TO	BLK	S	MIN
		FG-FGA	FG-FGA	FT-FTA	OF	DE	TOT	PF							
31	Holloway, Murphy..... f	5-8	0-0	0-1	1	5	6	5	10	0	4	1	1	24	
52	Cranston, DeAndre..... f	0-1	0-1	0-0	4	1	5	2	0	1	2	2	2	20	
12	Nutt, Chris..... g	8-17	5-11	3-6	0	1	1	2	24	4	4	2	0	29	
14	Polynice, Eniel..... g	2-8	0-0	1-1	0	1	1	0	5	2	3	0	3	21	
24	White, Terrico..... g	6-16	1-5	1-4	1	8	9	2	14	2	1	0	0	33	
01	Henry, Terrance..... g	0-0	0-0	0-0	0	0	0	1	0	0	0	0	0	3	
02	Buckner, Reginald..... g	0-0	0-0	4-4	0	2	4	4	0	0	1	1	0	21	
22	Nutt, Logan..... g	0-0	0-0	0-0	0	0	0	0	0	0	0	0	0	6	
23	Gaskins, Trevor..... g	1-7	0-1	3-4	1	3	4	5	1	5	0	2	0	20	
32	Graham, Zach..... g	2-6	1-3	0-1	1	1	2	1	5	0	3	0	0	17	
44	Riley, DeAngelo..... g	0-0	0-0	0-0	0	2	2	0	0	0	0	0	1	6	
TEAM.....						4		4							
Totals.....		24-63	7-21	12-21	12	24	36	21	67	10	23	6	9	200	

TOTAL FG% 1st Half:	8-27 29.6%	2nd Half:	16-36 44.4%	Game:	38.1%	DEADB
3-Pt. FG% 1st Half:	2-9 22.2%	2nd Half:	5-12 41.7%	Game:	33.3%	REBS
F Throw % 1st Half:	5-10 50.0%	2nd Half:	7-11 63.6%	Game:	57.1%	2

Officials: Kelly Self, Terry Moore, Gerry Pollard  
 Technical fouls: Villanova-None. Ole Miss-None.  
 Attendance: 8357

Score by Periods		1st	2nd	Total
Villanova.....		27	52	- 79
Ole Miss.....		23	44	- 67

2009 O'Reilly Auto Parts Puerto Rico Tip-Off Championship Game  
 8,357 (Day 3 Attendance)  
 Tournament MVP: Pena, Villanova  
 Fouled Out: Ole Miss - Holloway with 1:28 remaining

Points in the paint-VU 36,UM 18. Points off turnovers-VU 16,UM 13.  
 2nd chance points-VU 24,UM 8. Past break points-VU 4,UM 4.  
 Bench points-VU 15,UM 14. Score tied-7 times. Lead changed-6 times.  
 Last FG-VU 2nd-00:14, UM 2nd-00:47.  
 Largest lead-VU by 16 2nd-02:43, UM by 5 1st-10:10.

**No. 4 Villanova 81, La Salle 63**

**November 28, 2009 ~ The Pavilion ~ Villanova, Pa.**

VISITORS: La Salle (3-2, 0-1 B5)

##	Player Name	TOT-FG		3-PT		REBOUNDS				TP	A	TO	BLK	S	MIN
		FG-FGA	FG-FGA	FT-FTA	OF	DE	TOT	PF							
12	MEKONGO, Yves..... f	3-8	0-2	1-4	3	4	7	2	7	1	3	0	0	35	
20	WILLIAMS, Jerrell.... f	3-11	0-0	9-19	12	4	16	4	15	1	6	0	1	32	
24	MURRAY, Aaric..... c	6-15	0-1	3-5	9	5	14	3	15	2	5	2	2	37	
05	BARRETT, Kimmani.... g	7-10	1-3	2-4	1	2	3	3	17	0	2	1	2	37	
10	GREEN, Rodney..... g	2-14	0-4	3-3	0	3	3	2	7	4	7	1	1	39	
03	WILLIAMS, Terrell.... g	0-0	0-0	2-2	1	2	3	2	2	1	3	0	0	7	
14	WHITE, Devon..... g	0-1	0-0	0-0	0	0	0	0	1	0	0	0	0	3	
41	WEINGARTEN, Steve... g	0-0	0-0	0-0	0	0	0	0	3	0	1	1	0	10	
TEAM.....						1		4		5					
Totals.....		21-59	1-10	20-37	27	24	51	20	63	10	27	4	7	200	

TOTAL FG% 1st Half:	12-22 54.5%	2nd Half:	9-37 24.3%	Game:	35.6%	DEADB
3-Pt. FG% 1st Half:	0-3 0.0%	2nd Half:	1-7 14.3%	Game:	10.0%	REBS
F Throw % 1st Half:	6-14 42.9%	2nd Half:	14-23 60.9%	Game:	54.1%	8,1

HOME TEAM: Villanova (6-0, 2-0 B5)

##	Player Name	TOT-FG		3-PT		REBOUNDS				TP	A	TO	BLK	S	MIN
		FG-FGA	FG-FGA	FT-FTA	OF	DE	TOT	PF							
25	SUTTON, Maurice..... f	1-4	0-0	1-2	2	3	5	4	3	2	1	5	0	23	
31	KING, Taylor..... f	4-5	1-2	0-0	1	2	3	5	9	0	1	0	4	10	
01	REYNOLDS, Scottie... g	5-13	2-8	2-2	0	1	1	2	14	4	2	1	3	31	
10	FISHER, Corey..... g	3-8	1-4	6-9	0	1	1	2	13	4	1	0	6	28	
24	STOKES, Corey..... g	2-8	1-6	4-5	1	4	5	2	9	2	1	0	0	31	
00	PENA, Antonio..... g	5-10	0-0	4-4	5	3	8	4	14	2	2	1	3	33	
05	WAYNS, Maalik..... g	1-4	1-2	2-2	0	0	0	1	5	2	2	0	0	12	
12	WOOTEN, Russell..... g	0-0	0-0	0-0	0	1	1	0	0	0	0	0	0	1	
23	CHEEK, Dominic..... g	3-6	0-2	4-5	2	0	2	3	10	1	2	0	1	23	
34	ARMWOOD, Isaiah.... g	1-2	0-0	2-2	1	0	1	3	4	0	1	0	1	8	
TEAM.....						2		5		7					
Totals.....		25-60	6-24	25-31	14	20	34	26	81	17	14	7	18	200	

TOTAL FG% 1st Half:	11-28 39.3%	2nd Half:	14-32 43.8%	Game:	41.7%	DEADB
3-Pt. FG% 1st Half:	2-13 15.4%	2nd Half:	4-11 36.4%	Game:	25.0%	REBS
F Throw % 1st Half:	14-17 82.4%	2nd Half:	11-14 78.6%	Game:	80.6%	2

Officials: John Cahill, Mike Roberts, Karl Hess  
 Technical fouls: La Salle-None. Villanova-None.  
 Attendance: 6500

Score by Periods		1st	2nd	Total
La Salle.....		30	33	- 63
Villanova.....		38	43	- 81

Points in the paint-LAS 34,VU 32. Points off turnovers-LAS 8,VU 29.  
 2nd chance points-LAS 24,VU 13. Past break points-LAS 7,VU 14.  
 Bench points-LAS 2,VU 33. Score tied-0 times. Lead changed-0 times.  
 Last FG-LAS 2nd-01:40, VU 2nd-02:30.  
 Largest lead-LAS None, VU by 18 2nd-06:21.

**No. 3 Villanova 77, Drexel 58**

**December 2, 2009 ~ The Pavilion ~ Villanova, Pa.**

VISITORS: Drexel 3-5

##	Player Name	TOT-FG		3-PT		REBOUNDS				TP	A	TO	BLK	S	MIN
		FG-FGA	FG-FGA	FT-FTA	OF	DE	TOT	PF							
33	NEISLER, Evan..... f	0-1	0-0	1-4	0	4	4	4	1	0	0	0	0	24	
44	MCCOY, Daryl..... f	0-1	0-0	0-0	1	3	4	3	0	0	2	1	0	8	
11	COLDS, Gerald..... g	0-9	0-4	0-2	0	2	2	1	0	2	2	0	1	26	
12	HARRIS, Jamie..... g	0-8	0-2	0-0	1	1	2	4	0	4	5	0	1	32	
32	THOMAS, Derrick.... g	6-15	5-6	6-7	2	0	2	1	23	0	1	0	1	26	
03	POUCH, Chris..... g	6-9	5-8	3-5	0	2	2	2	20	4	2	0	0	22	
14	LALLY, Bill..... g	0-0	0-0	0-0	0	0	0	0	0	0	1	0	0	1	
21	PHILLIP, Kevin..... g	1-4	0-0	0-0	1	2	3	2	2	0	1	0	1	20	
45	GIVENS, Samme..... g	4-8	0-0	1-2	1	9	10	2	9	1	1	1	1	33	
54	GIVENS, Shannon.... g	1-3	1-3	0-0	0	1	1	1	3	1	0	0	0	8	
TEAM.....						4		4							
Totals.....		18-58	11-23	11-20	10	24	34	20	58	12	15	2	5	200	

TOTAL FG% 1st Half:	7-31 22.6%	2nd Half:	11-27 40.7%	Game:	31.0%	DEADB
3-Pt. FG% 1st Half:	3-10 30.0%	2nd Half:	8-13 61.5%	Game:	47.8%	REBS
F Throw % 1st Half:	1-6 16.7%	2nd Half:	10-14 71.4%	Game:	55.0%	4

HOME TEAM: Villanova 7-0

##	Player Name	TOT-FG		3-PT		REBOUNDS				TP	A	TO	BLK	S	MIN
		FG-FGA	FG-FGA	FT-FTA	OF	DE	TOT	PF							
00	PENA, Antonio..... f	4-8	0-0	11-16	3	8	11	0	19	1	2	1	0	26	
25	SUTTON, Maurice..... f	1-1	0-0	0-0	0	3	3	4	2	0	1	3	1	23	
01	REYNOLDS, Scottie... g	4-7	0-2	6-8	2	6	8	2	14	6	2	0	1	27	
10	FISHER, Corey..... g	1-6	1-2	2-2	0	1	1	0	5	2	2	0	4	25	
24	STOKES, Corey..... g	2-8	1-4	2-2	0	5	5	2	7	1	1	1	0	30	
05	WAYNS, Maalik..... g	3-4	1-1	0-0	0	0	0	3	7	1	3	0	0	17	
12	WOOTEN, Russell..... g	1-1	0-0	0-0	1	0	1	0	2	0	0	0	0	2	
23	CHEEK, Dominic..... g	1-4	0-												

**No. 3 Villanova 97, Saint Joseph's 89**  
**December 9, 2009 ~ The Palestra ~ Philadelphia, Pa.**

VISITORS: Villanova 9-0

##	Player Name	TOT-FG		3-PT		REBOUNDS					TP	A	TO	BLK	S	MIN
		FG-FGA	FG-FGA	FT-FTA	OF	DE	TOT	PF								
00	PENA, Antonio.....	f	5-8	0-0	5-6	3	4	7	4	15	2	3	1	2	25	
25	SUTTON, Maurice.....	c	1-6	0-0	2-3	3	3	6	4	4	0	0	0	0	18	
01	REYNOLDS, Scottie.....	g	4-5	2-3	12-14	2	4	6	3	22	5	6	1	4	32	
10	FISHER, Corey.....	g	2-8	1-3	8-8	0	2	2	5	13	6	4	0	1	29	
24	STOKES, Corey.....	g	2-5	0-2	0-0	1	3	4	1	4	1	0	1	0	35	
05	WAYNS, Maalik.....	g	2-3	1-2	4-5	0	2	2	3	9	0	0	0	1	18	
23	CHEEK, Dominic.....	g	3-7	0-1	2-2	2	0	2	0	8	0	1	0	0	11	
31	KING, Taylor.....	g	7-15	4-8	2-2	2	7	9	4	20	2	1	0	1	27	
34	ARMWOOD, Isaiah.....	g	1-1	0-0	0-0	0	1	1	1	2	0	1	1	0	5	
TEAM.....						2	1	3								
Totals.....			27-58	8-19	35-40	15	27	42	25	97	16	16	4	9	200	

TOTAL FG% 1st Half: 16-37 43.2% 2nd Half: 11-21 52.4% Game: 46.6% DEADB  
 3-Pt. FG% 1st Half: 4-14 28.6% 2nd Half: 4-5 80.0% Game: 42.1% REBS  
 F Throw % 1st Half: 5-9 55.6% 2nd Half: 30-31 96.8% Game: 87.5% 1

HOME TEAM: Saint Joseph's 3-5

##	Player Name	TOT-FG		3-PT		REBOUNDS					TP	A	TO	BLK	S	MIN
		FG-FGA	FG-FGA	FT-FTA	OF	DE	TOT	PF								
32	HILLIARD, Idris.....	f	5-5	0-0	12-13	3	4	7	4	22	1	2	0	0	35	
02	O'BRIEN, Todd.....	c	1-5	0-0	1-3	2	3	5	4	3	2	2	0	3	25	
01	PRESCOTT, Chris.....	g	1-6	1-5	0-0	0	1	1	2	3	1	1	0	0	14	
13	GOVENS, Darrin.....	g	7-13	3-7	2-2	1	3	4	19	3	0	0	1	33		
15	WILLIAMSON, Garrett.....	g	3-8	1-1	6-10	0	1	1	5	13	7	3	1	2	31	
11	BENTLEY, Charoy.....	g	0-2	0-0	0-0	0	0	0	0	0	0	0	0	0	6	
12	CROSSILE, Justin.....	g	3-7	2-4	4-5	0	1	1	4	12	1	3	0	0	24	
35	JONES, Carl.....	g	5-10	3-6	3-3	0	0	2	16	2	3	0	2	20		
40	IRWIN, Bryant.....	g	0-2	0-2	1-2	1	3	4	2	1	3	2	2	0	17	
TEAM.....						4	4	8								
Totals.....			25-58	10-26	29-38	11	20	31	27	89	18	16	4	8	200	

TOTAL FG% 1st Half: 12-31 38.7% 2nd Half: 13-27 48.1% Game: 43.1% DEADB  
 3-Pt. FG% 1st Half: 3-11 27.3% 2nd Half: 7-15 46.7% Game: 38.5% REBS  
 F Throw % 1st Half: 11-17 64.7% 2nd Half: 18-21 85.7% Game: 76.3% 4

Officials: Tim Higgins, Mike Roberts, Bryan Kersey  
 Technical fouls: Villanova-None. Saint Joseph's-None.  
 Attendance: 8722  
 Score by Periods  
 Villanova..... 41 56 - 97  
 Saint Joseph's..... 38 51 - 89

Points in the paint-VU 34,SJU 26. Points off turnovers-VU 20,SJU 17.  
 2nd chance points-VU 17,SJU 6. Fast break points-VU 10,SJU 14.  
 Bench points-VU 39,SJU 29. Score tied-4 times. Lead changed-6 times.  
 Last FG-VU 2nd-00:38, SJU 2nd-00:23.  
 Largest lead-VU by 12 2nd-07:44, SJU by 2 1st-17:19.

**Temple 75, No. 3 Villanova 65**  
**December 13, 2009 ~ Liacouras Center ~ Philadelphia, Pa.**

VISITORS: Villanova 9-1 (3-1 Big 5)

##	Player Name	TOT-FG		3-PT		REBOUNDS					TP	A	TO	BLK	S	MIN
		FG-FGA	FG-FGA	FT-FTA	OF	DE	TOT	PF								
00	PENA, Antonio.....	f	5-10	0-0	6-6	1	1	2	2	16	1	1	0	2	39	
25	SUTTON, Maurice.....	c	0-1	0-0	1-2	1	0	1	3	1	0	1	1	0	6	
01	REYNOLDS, Scottie.....	g	9-16	3-6	2-2	2	5	7	3	23	3	4	0	3	35	
10	FISHER, Corey.....	g	6-14	2-9	0-1	0	2	2	1	14	7	2	1	0	33	
24	STOKES, Corey.....	g	2-8	1-4	0-0	1	3	4	2	5	1	0	0	1	34	
05	WAYNS, Maalik.....	g	0-1	0-1	0-0	0	0	0	2	0	0	0	0	1	7	
23	CHEEK, Dominic.....	g	0-1	0-1	0-0	0	1	1	0	0	0	0	0	0	11	
31	KING, Taylor.....	g	2-5	2-3	0-0	1	6	7	5	6	0	0	0	2	33	
34	ARMWOOD, Isaiah.....	g	0-0	0-0	0-0	0	0	0	1	0	0	0	0	0	2	
TEAM.....						1	1	1								
Totals.....			24-56	8-24	9-11	7	18	25	19	65	12	9	2	8	200	

TOTAL FG% 1st Half: 13-27 48.1% 2nd Half: 11-29 37.9% Game: 42.9% DEADB  
 3-Pt. FG% 1st Half: 6-12 50.0% 2nd Half: 2-12 16.7% Game: 33.3% REBS  
 F Throw % 1st Half: 5-7 71.4% 2nd Half: 4-4 100% Game: 81.8% 0

HOME TEAM: Temple 8-2 (1-0 Big 5)

##	Player Name	TOT-FG		3-PT		REBOUNDS					TP	A	TO	BLK	S	MIN
		FG-FGA	FG-FGA	FT-FTA	OF	DE	TOT	PF								
24	ALLEN, Lavoy.....	f	5-10	0-1	0-0	3	14	17	3	10	3	1	2	0	40	
50	ERIC, Micheal.....	f	0-3	0-0	1-2	1	1	2	1	1	1	2	0	0	11	
02	BROOKS, Ryan.....	g	7-12	2-6	4-5	1	4	5	1	20	3	0	0	0	37	
04	FERNANDEZ, Juan.....	g	11-15	7-9	4-4	1	0	1	2	33	4	3	0	0	34	
10	GUZMAN, Luis.....	g	0-2	0-1	2-4	0	4	4	1	2	7	1	0	0	40	
23	MOORE, Ramone.....	g	0-0	0-0	0-0	0	0	0	0	0	1	1	0	0	5	
30	WILLIAMS, Craig.....	g	2-4	2-4	0-0	0	3	3	3	6	1	3	0	1	11	
32	JEFFERSON, Rahlir.....	g	1-1	0-0	1-2	0	0	0	0	3	0	0	0	0	20	
33	RANDALL, Scootie.....	g	0-1	0-1	0-0	0	0	0	0	0	0	1	0	0	2	
TEAM.....						1	1	2								
Totals.....			26-48	11-22	12-17	7	27	34	11	75	20	12	2	1	200	

TOTAL FG% 1st Half: 10-23 43.5% 2nd Half: 16-25 64.0% Game: 54.2% DEADB  
 3-Pt. FG% 1st Half: 4-11 36.4% 2nd Half: 7-11 63.6% Game: 50.0% REBS  
 F Throw % 1st Half: 7-8 87.5% 2nd Half: 5-9 55.6% Game: 70.6% 2

Officials: Joe Lindsay, Jim Burr, Michael Stephens  
 Technical fouls: Villanova-None. Temple-None.  
 Attendance: 8449  
 Score by Periods  
 Villanova..... 37 28 - 65  
 Temple..... 31 44 - 75

Points in the paint-VU 30,TU 18. Points off turnovers-VU 11,TU 15.  
 2nd chance points-VU 3,TU 8. Fast break points-VU 16,TU 3.  
 Bench points-VU 6,TU 9. Score tied-0 times. Lead changed-2 times.  
 Last FG-VU 2nd-00:54, TU 2nd-01:36.  
 Largest lead-VU by 14 1st-04:29, TU by 10 2nd-00:09.

**No. 8 Villanova 96, Fordham 58**  
**December 19, 2009 ~ IZOD Center ~ East Rutherford, N.J.**

VISITORS: Villanova 10-1

##	Player Name	TOT-FG		3-PT		REBOUNDS					TP	A	TO	BLK	S	MIN
		FG-FGA	FG-FGA	FT-FTA	OF	DE	TOT	PF								
00	PENA, Antonio.....	f	7-9	0-0	3-4	1	6	7	3	17	1	2	1	0	26	
15	REDDING, Reggie.....	f	6-9	2-4	1-1	3	6	9	2	15	3	0	2	3	27	
31	KING, Taylor.....	f	2-4	1-2	0-0	1	2	3	2	5	1	0	0	0	17	
01	REYNOLDS, Scottie.....	g	6-10	1-4	4-4	0	2	2	4	17	3	2	0	2	23	
10	FISHER, Corey.....	g	6-9	3-5	2-2	0	4	4	3	17	4	0	0	2	23	
05	WAYNS, Maalik.....	g	5-8	0-2	2-3	1	2	3	1	12	2	3	0	1	20	
12	WOOTEN, Russell.....	g	0-0	0-0	0-0	0	0	0	0	0	0	1	0	0	1	
23	CHEEK, Dominic.....	g	2-5	0-1	2-4	1	0	1	0	6	2	0	0	1	18	
24	STOKES, Corey.....	g	2-11	1-5	2-2	4	6	10	2	7	1	1	0	2	23	
25	SUTTON, Maurice.....	g	0-0	0-0	0-0	1	0	1	0	0	0	1	0	0	5	
34	ARMWOOD, Isaiah.....	g	0-3	0-0	0-0	2	2	4	2	2	0	0	0	1	17	
TEAM.....						2	2									
Totals.....			36-68	8-23	16-20	14	32	46	19	96	19	10	3	12	200	

TOTAL FG% 1st Half: 16-36 44.4% 2nd Half: 20-32 62.5% Game: 52.9% DEADB  
 3-Pt. FG% 1st Half: 5-13 38.5% 2nd Half: 3-10 30.0% Game: 34.8% REBS  
 F Throw % 1st Half: 9-12 75.0% 2nd Half: 7-8 87.5% Game: 80.0% 2

HOME TEAM: Fordham 2-7

##	Player Name	TOT-FG		3-PT		REBOUNDS					TP	A	TO	BLK	S	MIN
		FG-FGA	FG-FGA	FT-FTA	OF	DE	TOT	PF								
32	GREEN, Jacob.....	f	1-1	0-0	0-0	0	2	2	4	2	0	0	0	0	10	
33	GASTON, Chris.....	f	6-10	1-1	0-0	0	4	4	2	12	0	7	0	1	38	
05	BROWN, Lance.....	g	4-13	1-3	2-3	4	5	9	2	11	0	1	0	1	34	
21	ESTWICK, Alberto.....	g	3-7	2-6	2-2	0	1	1	0	10	1	1	1	3	23	
24	BUFLER, Brenton.....	g	3-15	0-4	4-4	1	3	4	0	10	2	5	0	0	31	
03	MELVIN, Brennan.....	g	0-3	0-3	2-2	1	0	1	2	2	0	0	0	0	6	
04	FANNER, Herb.....	g	0-3	0-2	4-4	1	0	1	2	4	2	0	0	0	10	
12	GORDON, Khiri.....	g	0-0	0-0	0-0	0	0	0	0	0	0	0	0	0	3	
13	CHECOVICH, Nick.....	g	0-2	0-2	0-0	0	0	0	0	0	0	0	0	0	1	
15	ALIHODZIC, Fahro.....	g	1-2	0-0	0-0	0	0	0	3	2	0	2	1	1	23	
44	THOMPSON, Danny.....	g	2-6	1-3	0-0	1	2	3	1	5	1	1	0	1	21	
TEAM.....						3	2	5								
Totals.....			20-62	4-24	14-15	11	19	30	16	58	6	17	3	7	200	

TOTAL FG% 1st Half: 14-31 45.2% 2nd Half: 6-31 19.4% Game: 32.3% DEADB  
 3-Pt. FG% 1st Half: 3-12 25.0% 2nd Half: 1-12 8.3% Game: 16.7% REBS  
 F Throw % 1st Half: 6-7 85.7% 2nd Half: 8-8 100% Game: 93.3% 0,1

Officials: Ed Corbett, Jeffrey Clark, Bill McCarthy  
 Technical fouls: Villanova-None. Fordham-None.  
 Attendance: 5137  
 Score

**No. 8 Villanova 74, Marquette 72**  
**January 2, 2010 ~ Bradley Center ~ Milwaukee, Wis.**

VISITORS: Villanova 12-1, 1-0 BE		REBOUNDS																									
		TOT-FG		3-PT		FT-FTA		OF		DE		TOT		PF		TP		A		TO		BLK		S		MIN	
##	Player Name	FG	FGA	FG	FGA	FT	FTA	OF	DE	TOT	PF	TP	A	TO	BLK	S	MIN										
00	PENA, Antonio.....	f	2-6	0-0	0-1	2	3	5	1	4	0	3	0	0	0	26											
01	REYNOLDS, Scottie....	g	8-12	3-5	4-6	0	0	0	1	23	1	1	0	0	0	30											
10	FISHER, Corey.....	g	3-7	0-1	0-0	1	3	4	0	6	4	1	0	0	1	21											
15	REDDING, Reggie.....	g	3-11	0-2	5-8	1	7	8	3	11	3	1	0	0	36												
24	STOKES, Corey.....	g	1-5	0-1	0-0	1	2	4	2	1	0	0	1	19													
05	WAYNS, Maalik.....	g	5-8	0-0	6-7	0	2	2	3	16	2	0	0	0	26												
23	CHEEK, Dominic.....	g	1-2	0-0	0-0	1	1	2	0	2	0	0	0	0	7												
25	SUTTON, Maurice.....	g	0-0	0-0	0-0	0	0	0	0	0	0	0	0	0	1												
31	KING, Taylor.....	g	3-5	0-1	0-0	1	5	6	4	6	2	1	0	0	20												
34	ARMWOOD, Isaiah.....	g	2-3	0-0	0-0	0	2	2	1	4	0	0	0	0	14												
TEAM.....								2		2																	
Totals.....		28-59		3-10		15-22		9		24		33		17		74		13		7		0		2		200	

TOTAL FG% 1st Half: 16-29 55.2% 2nd Half: 12-30 40.0% Game: 47.5% DEADB  
 3-Pt. FG% 1st Half: 1-4 25.0% 2nd Half: 2-6 33.3% Game: 30.0% REBS  
 F Throw % 1st Half: 2-4 50.0% 2nd Half: 13-18 72.2% Game: 68.2% 2.1

HOME TEAM: Marquette 9-5, 0-2 BE		REBOUNDS																									
		TOT-FG		3-PT		FT-FTA		OF		DE		TOT		PF		TP		A		TO		BLK		S		MIN	
##	Player Name	FG	FGA	FG	FGA	FT	FTA	OF	DE	TOT	PF	TP	A	TO	BLK	S	MIN										
21	FULCE, Joseph.....	f	1-1	0-0	0-0	2	2	4	1	2	0	1	0	1	0	9											
32	HAYWARD, Lazar.....	f	5-10	2-7	5-6	3	11	14	4	17	3	1	1	1	37												
33	BUTLER, Jimmy.....	f	5-12	1-3	8-9	2	5	7	3	19	2	1	0	0	39												
10	CUBILLAN, David.....	g	4-7	2-5	0-0	0	0	0	3	10	1	0	0	0	36												
23	BUYCKS, Dwight.....	g	5-14	1-4	4-4	0	1	1	4	15	2	3	0	2	36												
01	JOHNSON-ODOM, Darius	g	1-6	0-2	2-4	0	0	0	5	4	3	1	0	1	17												
02	ACKER, Maurice.....	g	1-4	1-3	2-3	0	2	2	2	5	5	1	0	1	26												
TEAM.....								2		6		8															
Totals.....		22-54		7-24		21-26		9		27		36		22		72		16		8		1		5		200	

TOTAL FG% 1st Half: 12-30 40.0% 2nd Half: 10-24 41.7% Game: 40.7% DEADB  
 3-Pt. FG% 1st Half: 5-13 38.5% 2nd Half: 2-11 18.2% Game: 29.2% REBS  
 F Throw % 1st Half: 5-5 100% 2nd Half: 16-21 76.2% Game: 80.8% 3

Officials: Jeff Clark, Ed Corbett, Tim Clougherty  
 Technical fouls: Villanova-None. Marquette-None.  
 Attendance: 18093  
 Score by Periods 1st 2nd Total  
 Villanova..... 35 39 - 74  
 Marquette..... 34 38 - 72

Points in the paint-VU 44, MU 18. Points off turnovers-VU 6, MU 7.  
 2nd chance points-VU 6, MU 7. Fast break points-VU 16, MU 24.  
 Bench points-VU 28, MU 9. Score tied-11 times. Lead changed-13 times.  
 Last FG-VU 2nd-00:18, MU 2nd-04:12.  
 Largest lead-VU by 4 2nd-10:34, MU by 10 1st-13:43.

**No. 6 Villanova 99, DePaul 72**  
**January 6, 2010 ~ The Pavilion ~ Villanova, Pa.**

VISITORS: DePaul (7-8, 0-3 BE)		REBOUNDS																									
		TOT-FG		3-PT		FT-FTA		OF		DE		TOT		PF		TP		A		TO		BLK		S		MIN	
##	Player Name	FG	FGA	FG	FGA	FT	FTA	OF	DE	TOT	PF	TP	A	TO	BLK	S	MIN										
25	WALLACE, Eric.....	f	0-2	0-0	0-0	1	1	2	0	0	0	0	0	0	10												
13	KOSHWAL, Mac.....	c	6-8	0-0	5-7	6	5	11	2	17	2	7	1	1	38												
01	STOVALL, Mike.....	g	0-1	0-1	0-2	0	1	1	0	0	0	0	0	1	0	1	5										
11	KELLY, Jeremiah.....	g	2-6	1-4	1-1	0	0	0	2	6	2	4	0	2	24												
30	WALKER, Will.....	g	4-12	1-6	4-4	0	4	4	3	13	10	3	0	3	37												
03	HILL, Devin.....	g	2-4	2-3	0-0	0	2	2	2	6	0	0	0	0	12												
05	ROGERS, Nate.....	g	4-8	3-4	3-5	0	2	2	4	14	2	0	0	1	23												
10	STULA, Mario.....	g	0-2	0-2	1-2	0	0	0	2	1	0	0	0	0	9												
22	FREELAND, Tony.....	g	1-2	0-0	1-2	0	0	0	0	3	0	1	1	1	3												
33	FABER, Krys.....	g	0-0	0-0	1-2	0	0	0	0	1	0	0	0	0	8												
34	SIGGINS, Ryan.....	g	3-9	3-6	2-2	0	0	0	0	11	0	0	0	0	31												
TEAM.....								4		4																	
Totals.....		22-54		10-26		18-27		11		15		26		16		72		16		17		2		9		200	

TOTAL FG% 1st Half: 7-25 28.0% 2nd Half: 15-29 51.7% Game: 40.7% DEADB  
 3-Pt. FG% 1st Half: 3-15 20.0% 2nd Half: 7-11 63.6% Game: 38.5% REBS  
 F Throw % 1st Half: 7-9 77.8% 2nd Half: 11-18 61.1% Game: 66.7% 4

HOME TEAM: Villanova (13-1, 2-0 BE)		REBOUNDS																									
		TOT-FG		3-PT		FT-FTA		OF		DE		TOT		PF		TP		A		TO		BLK		S		MIN	
##	Player Name	FG	FGA	FG	FGA	FT	FTA	OF	DE	TOT	PF	TP	A	TO	BLK	S	MIN										
00	PENA, Antonio.....	f	2-4	0-0	4-4	2	3	5	1	8	1	2	0	0	19												
34	ARMWOOD, Isaiah.....	f	3-4	0-0	0-0	3	4	7	2	6	0	1	0	5	19												
01	REYNOLDS, Scottie....	g	8-13	3-7	2-2	0	1	1	3	21	2	1	0	2	25												
10	FISHER, Corey.....	g	5-10	1-5	4-5	0	4	4	3	15	6	0	0	0	27												
15	REDDING, Reggie.....	g	3-8	2-4	2-2	2	2	4	1	10	7	1	0	3	25												
05	WAYNS, Maalik.....	g	8-12	1-3	1-1	2	0	2	2	18	1	4	0	3	20												
12	WOOTEN, Russell.....	g	0-0	0-0	0-0	0	0	0	1	0	0	0	0	0	1												
13	YAROU, Mouphtau.....	g	2-4	0-0	0-0	1	1	2	2	4	0	1	0	14													
23	CHEEK, Dominic.....	g	2-8	1-4	4-5	3	3	6	1	9	0	2	1	2	22												
25	SUTTON, Maurice.....	g	1-1	0-0	0-0	2	2	4	2	2	2	1	0	9													
31	KING, Taylor.....	g	2-3	2-3	0-0	0	3	3	1	6	2	1	0	0	19												
TEAM.....								2		3		5															
Totals.....		36-67		10-26		17-19		17		26		43		19		19		14		2		14		200			

TOTAL FG% 1st Half: 19-31 61.3% 2nd Half: 17-36 47.2% Game: 53.7% DEADB  
 3-Pt. FG% 1st Half: 6-12 50.0% 2nd Half: 4-14 28.6% Game: 38.5% REBS  
 F Throw % 1st Half: 5-6 83.3% 2nd Half: 12-13 92.3% Game: 89.5% 1

Officials: Tony Greene, Paul Faia, James Breeding  
 Technical fouls: DePaul-None. Villanova-None.  
 Attendance: 6500  
 Score by Periods 1st 2nd Total  
 DePaul..... 24 48 - 72  
 Villanova..... 49 50 - 99

Points in the paint-DPU 20, VU 38. Points off turnovers-DPU 20, VU 22.  
 2nd chance points-DPU 5, VU 18. Fast break points-DPU 11, VU 29.  
 Bench points-DPU 36, VU 39. Score tied-1 time. Lead changed-1 time.  
 Last FG-DPU 2nd-01:35, VU 2nd-01:10.  
 Largest lead-DPU by 3 1st-19:36, VU by 31 1st-04:48.

**No. 6 Villanova 78, Marquette 76**  
**January 9, 2010 ~ The Pavilion ~ Villanova, Pa.**

VISITORS: Marquette (10-6, 1-3 BE)		REBOUNDS																									
		TOT-FG		3-PT		FT-FTA		OF		DE		TOT		PF		TP		A		TO		BLK		S		MIN	
##	Player Name	FG	FGA	FG	FGA	FT	FTA	OF	DE	TOT	PF	TP	A	TO	BLK	S	MIN										
21	FULCE, Joseph.....	f	4-5	1-1	0-0	1	1	2	3	9	0	0	0	0	14												
32	HAYWARD, Lazar.....	f	6-15	4-8	4-4	4	4	8	5	20	3	2	0	3	32												
33	BUTLER, Jimmy.....	f	2-4	0-0	10-10	1	3	4	3	14	1	2	1	0	35												
10	CUBILLAN, David.....	g	0-1	0-1	0-0	0	0	0	1	0	3	3	0	0	21												
23	BUYCKS, Dwight.....	g	4-10	1-5	2-3	2	4	6	1	11	4	2	0	0	38												
01	JOHNSON-ODOM, Darius	g	5-12	3-6	3-8	0	2	2	3	16	2	2	1	0	30												
02	ACKER, Maurice.....	g	2-6	2-2	0-0	1	1	2	3	6	3	0	0	0	24												
12	WILLIAMS, Erik.....	g	0-0	0-0	0-0	0	1	1	0	0	0	0	0	0	6												
TEAM.....								2		4																	
Totals.....		23-53		11-23		19-25		11		18		29		19		76		16		11		2		5		200	

TOTAL FG% 1st Half: 7-23 30.4% 2nd Half: 16-30 53.3% Game: 43.4% DEADB  
 3-Pt. FG% 1st Half: 2-8 25.0% 2nd Half: 9-15 60.0% Game: 47.8% REBS  
 F Throw % 1st Half: 3-4 75.0% 2nd Half: 16-21 76.2% Game: 76.0% 3

HOME TEAM: Villanova (14-1, 3-0 BE)		REBOUNDS																									
		TOT-FG		3-PT		FT-FTA		OF		DE		TOT		PF		TP		A		TO		BLK		S		MIN	
##	Player Name	FG	FGA	FG	FGA	FT	FTA	OF	DE	TOT	PF	TP	A	TO	BLK	S	MIN										
00	PENA, Antonio.....	f	3-6	0-0	5-5	1	3	4	3	11	1	0	1	0	20												
01	REYNOLDS, Scottie....	g	3-6	2-3	7-9	0	0	0	0	15	3	3	0	1	35												

**No. 4 Villanova 82, No. 11 Georgetown 77**  
**January 17, 2010 ~ Wachovia Center ~ Philadelphia, Pa.**

VISITORS: #11 Georgetown (13-3, 4-2 BE)		TOT-FG 3-PT		REBOUNDS		PF		TP		A TO BLK S MIN	
##	Player Name	FG-FGA	FG-FGA	FT-FTA	OF DE TOT	PF	TP	A	TO	BLK	S MIN
22	VAUGHN, Julian.....	f	0-3	0-0	0 0	1 2	5	0	1	2	2 0 17
10	MONROE, Greg.....	c	9-13	1-1	10-15	3 13	16	3	29	2	4 4 3 38
04	WRIGHT, Chris.....	g	1-7	0-5	4-4	0 0	0	4	6	5	1 0 1 24
15	FREEMAN, Austin.....	g	8-15	3-5	3-4	1 3	4	3	22	6	3 0 2 39
21	CLARK, Jason.....	g	5-11	4-8	2-2	1 3	4	4	16	2	1 1 2 38
01	THOMPSON, Hollis.....	g	0-7	0-5	0-0	3 1	4	1	0	2	2 1 2 17
11	SANFORD, Vee.....	g	0-2	0-1	0-0	0 0	0	1	0	0	0 0 0 5
20	BENIMON, Jerrelle....	g	1-3	1-2	1-2	0 6	6	4	4	0	1 0 0 21
30	SIMS, Henry.....	g	0-0	0-0	0-0	0 0	0	0	0	1	0 0 0 1
TEAM.....						6 3 9					
Totals.....		24-61		9-27 20-27		15 30 45		25 77		18 15 8 10 200	
TOTAL FG% 1st Half: 9-28 32.1%		2nd Half: 15-33 45.5%		Game: 39.3%		DEADB					
3-Pt. FG% 1st Half: 5-13 38.5%		2nd Half: 4-14 28.6%		Game: 33.3%		REBS					
F Throw % 1st Half: 8-12 66.7%		2nd Half: 12-15 80.0%		Game: 74.1%		2					

HOME TEAM: Villanova (16-1, 5-0 BE)

##	Player Name	FG-FGA	FG-FGA	FT-FTA	OF DE TOT	PF	TP	A	TO	BLK	S MIN
00	PENA, Antonio.....	f	3-4	0-0	0 0	1 3	4	5	6	0	3 0 2 25
01	REYNOLDS, Scottie....	g	8-15	4-7	7-8	1 2	3	4	27	2	1 0 2 29
10	FISHER, Corey.....	g	2-7	0-1	6-7	1 2	3	2	10	3	3 1 2 28
15	REDDING, Reggie.....	g	5-13	1-3	0-0	4 3	7	4	11	5	3 1 0 29
24	STOKES, Corey.....	g	4-0	0-3	3-4	1 3	4	2	3	2	0 1 1 19
05	WAYNS, Maalik.....	g	3-9	1-3	4-5	0 2	2	1	11	2	0 0 1 14
13	YAROU, Mouptau.....	g	1-1	0-0	0-0	1 1	2	3	2	0	1 0 0 10
23	CHEEK, Dominic.....	g	2-3	1-1	0-0	0 2	2	0	5	0	0 0 0 14
25	SUTTON, Maurice.....	g	0-0	0-0	0-0	0 1	1	0	0	0	0 0 0 2
31	KING, Taylor.....	g	2-5	0-3	2-4	2 4	6	3	6	2	0 0 1 19
34	ARMWOOD, Isaiah.....	g	0-2	0-0	1-2	0 2	3	1	0	0	1 1 1 11
TEAM.....						2 1 3					
Totals.....		26-63		7-21 23-30		13 26 39		27 82		16 11 4 10 200	
TOTAL FG% 1st Half: 17-32 53.1%		2nd Half: 9-31 29.0%		Game: 41.3%		DEADB					
3-Pt. FG% 1st Half: 5-10 50.0%		2nd Half: 2-11 18.2%		Game: 33.3%		REBS					
F Throw % 1st Half: 7-9 77.8%		2nd Half: 16-21 76.2%		Game: 76.7%		1,1					

Officials: Mike Kitts, Bryan Kersey, James Breeding  
 Technical fouls: #11 Georgetown-None. Villanova-None.  
 Attendance: 20016  
 Score by Periods: 1st 2nd Total  
 #11 Georgetown..... 31 46 - 77  
 Villanova..... 46 36 - 82  
 Sellout. Villanova's 10th regular season sellout in the Wachovia Center.  
 Fouled out: Georgetown #22 (5:33); Villanova #00 (0:16)  
 Points in the paint-GU 30,VU 30. Points off turnovers-GU 15,VU 14.  
 2nd chance points-GU 14,VU 12. Fast break points-GU 9,VU 6.  
 Bench points-GU 4,VU 25. Score tied-3 times. Lead changed-6 times.  
 Last FG-GU 2nd-00:10, VU 2nd-01:25.  
 Largest lead-GU by 1 1st-17:56, VU by 17 1st-04:09.

**No. 4 Villanova 94, Rutgers 68**  
**January 20, 2010 ~ Rutgers Athletic Center ~ Piscataway, N.J.**

VISITORS: Villanova 17-1, 6-0		TOT-FG 3-PT		REBOUNDS		PF		TP		A TO BLK S MIN	
##	Player Name	FG-FGA	FG-FGA	FT-FTA	OF DE TOT	PF	TP	A	TO	BLK	S MIN
00	PENA, Antonio.....	f	2-4	0-0	1-4	3 6	9	4	5	1	2 0 0 15
01	REYNOLDS, Scottie....	g	2-7	1-4	4-6	1 2	3	0	9	2	1 0 0 28
10	FISHER, Corey.....	g	6-10	0-1	3-4	4 2	6	1	15	4	0 0 0 28
15	REDDING, Reggie.....	g	1-5	0-1	3-4	2 3	5	2	5	0	0 0 2 19
24	STOKES, Corey.....	g	6-10	4-7	0-0	1 2	3	0	16	0	1 0 1 24
05	WAYNS, Maalik.....	g	2-4	0-0	3-4	0 2	2	3	7	4	3 0 0 17
12	WOOTEN, Russell.....	g	0-0	0-0	0-0	0 0	0	0	0	0	0 0 0 1
13	YAROU, Mouptau.....	g	2-5	0-0	2-4	4 5	9	3	6	1	4 1 0 18
23	CHEEK, Dominic.....	g	6-10	2-2	3-3	2 2	4	2	17	0	0 0 1 17
25	SUTTON, Maurice.....	g	0-1	0-0	0-0	1 1	2	1	0	0	0 1 0 6
31	KING, Taylor.....	g	2-6	1-2	0-0	1 1	2	4	5	1	0 1 0 12
34	ARMWOOD, Isaiah.....	g	4-4	0-0	1-1	1 3	4	0	9	1	1 0 0 15
TEAM.....						3 3					
Totals.....		33-66		8-17 20-30		23 29 52		20 94		14 13 3 4 200	
TOTAL FG% 1st Half: 17-33 51.5%		2nd Half: 16-33 48.5%		Game: 50.0%		DEADB					
3-Pt. FG% 1st Half: 3-8 37.5%		2nd Half: 5-9 55.6%		Game: 47.1%		REBS					
F Throw % 1st Half: 10-17 58.8%		2nd Half: 10-13 76.9%		Game: 66.7%		3,3					

HOME TEAM: Rutgers 9-9, 0-6

##	Player Name	FG-FGA	FG-FGA	FT-FTA	OF DE TOT	PF	TP	A	TO	BLK	S MIN
11	MILLER, Dane.....	f	10-19	3-9	3-6	5 3	8	3	26	6	2 2 2 36
24	MITCHELL, Jonathan..	f	2-9	1-5	2-2	1 3	4	3	7	2	2 0 0 32
05	NDIAYE, Hamady.....	c	4-5	0-0	4-6	1 5	6	5	12	0	0 5 0 22
03	ROSARIO, Mike.....	g	1-8	1-4	0-0	0 3	3	2	3	0	0 0 0 26
10	BEATTY, James.....	g	4-7	2-4	0-0	1 0	1	3	10	2	2 0 1 26
21	JOHNSON, Austin.....	g	1-3	0-0	0-1	1 0	1	2	2	1	2 0 2 22
22	KUHN, Mike.....	g	0-0	0-0	0-0	0 0	0	0	0	0	0 0 0 1
23	JACKSON, Patrick.....	g	0-1	0-1	0-0	0 0	0	0	0	0	0 0 0 4
31	COBURN, Mike.....	g	3-9	0-3	2-6	1 2	3	4	8	5	1 0 1 27
32	OKAM, Brian.....	g	0-0	0-0	0-0	0 1	1	0	0	0	1 0 1 0 3
40	KOKOSINSKI, Tomasz..	g	0-0	0-0	0-0	0 0	0	1	0	0	0 0 0 0 1
TEAM.....						1 1					
Totals.....		25-61		7-26 11-21		11 17 28		23 68		16 13 8 6 200	
TOTAL FG% 1st Half: 11-24 45.8%		2nd Half: 14-37 37.8%		Game: 41.0%		DEADB					
3-Pt. FG% 1st Half: 1-7 14.3%		2nd Half: 6-19 31.6%		Game: 26.9%		REBS					
F Throw % 1st Half: 2-7 28.6%		2nd Half: 9-14 64.3%		Game: 52.4%		3					

Officials: Jim Burr (R), Todd Williams, Ray Perone  
 Technical fouls: Villanova-None. Rutgers-None.  
 Attendance: 8085  
 Score by Periods: 1st 2nd Total  
 Villanova..... 47 47 - 94  
 Rutgers..... 25 43 - 68  
 Points in the paint-VU 46,RUTGERS 28. Points off turnovers-VU 22,RUTGERS 19.  
 2nd chance points-VU 15,RUTGERS 10. Fast break points-VU 14,RUTGERS 14.  
 Bench points-VU 44,RUTGERS 10. Score tied-0 times. Lead changed-3 times.  
 Last FG-VU 2nd-00:30, RUTGERS 2nd-00:44.  
 Largest lead-VU by 32 2nd-16:39, RUTGERS by 2 1st-19:41.

**No. 4 Villanova 81, St. John's 71**  
**January 23, 2010 ~ Madison Square Garden ~ New York, N.Y.**

VISITORS: Villanova 18-1, 7-0 BE		TOT-FG 3-PT		REBOUNDS		PF		TP		A TO BLK S MIN	
##	Player Name	FG-FGA	FG-FGA	FT-FTA	OF DE TOT	PF	TP	A	TO	BLK	S MIN
00	PENA, Antonio.....	f	4-5	0-0	1-1	1 2	3	5	9	1	1 0 0 21
01	REYNOLDS, Scottie....	g	6-12	1-5	6-6	0 3	3	1	19	4	2 0 0 39
10	FISHER, Corey.....	g	5-8	2-3	6-7	1 3	4	2	18	3	3 0 1 30
15	REDDING, Reggie.....	g	2-6	0-0	0-2	1 4	5	0	4	1	1 1 1 24
24	STOKES, Corey.....	g	4-4	1-2	1-1	2 2	4	0	6	1	2 0 0 26
05	WAYNS, Maalik.....	g	5-8	0-1	6-7	0 2	2	16	0	4	0 0 0 20
13	YAROU, Mouptau.....	g	1-3	0-0	0-0	2 1	3	2	2	0	3 2 0 14
23	CHEEK, Dominic.....	g	0-0	0-0	0-0	0 1	1	0	1	0	1 3 1 0 9
25	SUTTON, Maurice.....	g	1-2	0-0	0-0	0 2	2	2	2	0	0 0 0 3
31	KING, Taylor.....	g	0-6	0-3	1-2	2 4	6	2	1	0	1 2 0 18
34	ARMWOOD, Isaiah.....	g	2-2	0-0	0-1	0 1	1	3	4	0	1 1 0 16
TEAM.....						4 3 7					
Totals.....		28-56		4-14 21-27		13 28 41		20 81		10 20 10 5 200	
TOTAL FG% 1st Half: 14-27 51.9%		2nd Half: 14-29 48.3%		Game: 50.0%		DEADB					
3-Pt. FG% 1st Half: 3-11 27.3%		2nd Half: 1-3 33.3%		Game: 28.6%		REBS					
F Throw % 1st Half: 6-8 75.0%		2nd Half: 15-19 78.9%		Game: 77.8%		2					

HOME TEAM: St. John's 12-7, 2-5 BE

##	Player Name	FG-FGA	FG-FGA	FT-FTA	OF DE TOT	PF	TP	A	TO	BLK	S MIN
02	MASON JR, Anthony...	f	3-6	0-0	4-7	1 1	2	4	10	1	2 1 1 23
05	EVANS, Sean.....	f	5-8	0-0	2-4	6 3	9	3	12	0	0 2 1 21
01	KENNEDY, DJ.....	g	2-12	1-4	5-6	1 1	2	10	3	3	1 3 3 31
03	BOOTHE, Malik.....	g	2-2	0-1	0-0	0 1	1	2	0	0	5 0 1 18
23	HORNE, Paris.....	g	0-5	0-2	3-4	2 3	5	2	7	1	0 1 0 23
11	LAWRENCE, Omari.....	g	4-6	0-0	0-0	1 1	2	1	8	1	1 0 1 14
12	HARDY, Dwight.....	g	7-15	5-9	0-0	0 0	4	19	1	1	1 0 27
15	COKEY, Dede.....	g	0-0	0-0	0-0	0 1	1	0	0	0	0 1 0 6
24	BURRELL, Justin.....	g	1-2	0-0	3-3	0 6	6	1	5	0	0 0 1 16
31	STITH, Malik.....	g	0-5	0-0	0-0	0 2	2	3	0	4	0 0 0 21
TEAM.....						2 2					
Totals.....		24-61		6-16 17-24		13 19 32		23 71		11 12 7 8 200	
TOTAL FG% 1st Half: 13-23 56.5%		2nd Half: 11-38 28.9%		Game: 39.3%		DEADB					
3-Pt. FG% 1st Half: 3-5 60.0%		2nd Half: 3-11 27.3%		Game: 37.5%		REBS					
F Throw % 1st Half: 9-11 81.8%		2nd Half: 8-13 61.5%		Game: 70.8%		3					

Officials: Bob Donato, John Gaffney, Jim Haynes  
 Technical fouls: Villanova-None. St. John's-None.  
 Attendance: 14432  
 Score by Periods: 1st 2nd Total  
 Villanova..... 37 44 - 81  
 St. John's..... 38 33 - 71  
 Points in the paint-VU 42,STJ 26. Points off turnovers-VU 22,STJ 21.  
 2nd chance points-VU 7,STJ 12. Fast break points-VU 12,STJ 10.

**No. 2 Villanova 81, Seton Hall 71**  
**February 2, 2010 ~ The Pavilion ~ Villanova, Pa.**

VISITORS: Seton Hall (12-8, 3-6 BE)															
##	Player Name	TOT-FG 3-PT			REBOUNDS					TP	A	TO	BLK	S	MIN
		FG-FGA	FG-FGA	FT-FTA	OF	DE	TOT	PF							
15	BOPE, Herb.....	f	3-9	0-0	0-0	3	4	7	4	6	3	0	3	0	28
32	ROBINSON, Jeff.....	f	4-8	0-0	1-2	2	5	7	4	9	2	0	1	3	29
02	LAWRENCE, Keon.....	g	1-3	0-0	0-0	0	0	0	3	2	0	3	2	1	16
10	THEODORE, Jordan.....	g	2-8	0-2	1-2	2	4	4	4	5	5	3	0	1	30
21	HAZELL, Jeremy.....	g	12-23	6-12	2-4	0	3	3	3	32	1	2	0	2	34
20	HARVEY, Eugene.....	g	3-8	0-1	3-4	1	2	3	1	9	7	4	0	0	29
22	JACKSON, Jamal.....	g	0-2	0-2	0-0	0	0	0	0	0	0	0	0	0	10
23	MITCHELL, Robert.....	g	4-6	0-2	0-0	0	0	0	0	8	0	0	4	0	15
25	HALL, Ferrakohn.....	g	0-0	0-0	0-0	0	0	0	0	1	0	0	0	0	6
31	GARCIA, John.....	g	0-0	0-0	0-0	0	2	2	3	0	0	0	0	1	3
TEAM.....						3	2	5							
Totals.....			29-67	6-19	7-12	11	20	31	23	71	18	12	11	7	200

TOTAL FG% 1st Half: 13-31 41.9% 2nd Half: 16-36 44.4% Game: 43.3% DEADB  
 3-Pt. FG% 1st Half: 3-11 27.3% 2nd Half: 3-8 37.5% Game: 31.6% REBS  
 F Throw % 1st Half: 5-7 71.4% 2nd Half: 2-5 40.0% Game: 58.3% 2

HOME TEAM: Villanova (20-1, 9-0 BE)															
##	Player Name	TOT-FG 3-PT			REBOUNDS					TP	A	TO	BLK	S	MIN
		FG-FGA	FG-FGA	FT-FTA	OF	DE	TOT	PF							
00	PENA, Antonio.....	f	7-12	0-0	2-3	3	5	8	1	16	1	2	0	0	27
01	REYNOLDS, Scottie.....	g	6-12	1-4	2-3	0	4	4	2	15	5	3	1	1	30
10	FISHER, Corey.....	g	5-11	2-5	0-1	0	3	3	4	12	2	2	0	0	24
15	REDDING, Reggie.....	g	3-7	0-1	1-2	4	0	4	2	7	4	1	1	2	28
24	STOKES, Corey.....	g	4-8	3-5	0-0	1	4	5	3	11	2	1	0	0	24
05	WAYNS, Maalik.....	g	1-7	0-1	4-5	0	1	1	0	6	1	1	0	1	11
13	YAROU, Mouphtau.....	g	1-1	0-0	0-0	2	3	5	1	2	0	0	0	0	11
23	CHEEK, Dominic.....	g	1-2	0-0	5-6	3	0	3	0	7	0	1	0	1	10
31	KING, Taylor.....	g	1-6	0-4	1-2	1	4	5	2	3	0	1	0	0	20
34	ARMWOOD, Isaiah.....	g	0-0	0-0	2-2	2	3	5	1	2	0	1	1	1	15
TEAM.....						5	2	7							
Totals.....			29-66	6-20	17-24	21	29	50	16	81	15	13	5	5	200

TOTAL FG% 1st Half: 14-35 40.0% 2nd Half: 15-31 48.4% Game: 43.9% DEADB  
 3-Pt. FG% 1st Half: 2-8 25.0% 2nd Half: 4-12 33.3% Game: 30.0% REBS  
 F Throw % 1st Half: 11-15 73.3% 2nd Half: 6-9 66.7% Game: 70.8% 3,1

Officials: Jim Burr, Pat Driscoll, John Gaffney  
 Technical fouls: Seton Hall-None. Villanova-None.  
 Attendance: 6500  
 Score by Periods: 1st 2nd Total  
 Seton Hall..... 34 37 - 71  
 Villanova..... 41 40 - 81

Points in the paint-SHU 40,VU 44. Points off turnovers-SHU 16,VU 19.  
 2nd chance points-SHU 13,VU 17. Fast break points-SHU 11,VU 15.  
 Bench points-SHU 17,VU 20. Score tied-6 times. Lead changed-10 times.  
 Last FG-SHU 2nd-01:13, VU 2nd-04:15.  
 Largest lead-SHU by 2 2nd-12:55, VU by 13 2nd-02:59.

**No. 7 Georgetown 103, No. 2 Villanova 90**  
**February 6, 2010 ~ Verizon Center ~ Washington, D.C.**

VISITORS: Villanova 20-2/9-1 BE															
##	Player Name	TOT-FG 3-PT			REBOUNDS					TP	A	TO	BLK	S	MIN
		FG-FGA	FG-FGA	FT-FTA	OF	DE	TOT	PF							
00	PENA, Antonio.....	f	3-4	0-0	1-2	2	1	3	5	7	0	3	0	0	11
01	REYNOLDS, Scottie.....	g	6-17	3-9	9-11	0	1	1	2	24	6	6	0	1	32
10	FISHER, Corey.....	g	8-13	1-3	7-8	1	2	3	3	24	2	1	0	1	32
15	REDDING, Reggie.....	g	1-2	0-0	0-0	0	3	3	3	2	2	1	0	1	17
24	STOKES, Corey.....	g	4-9	2-6	0-0	1	2	3	4	10	0	1	0	1	20
05	WAYNS, Maalik.....	g	4-10	1-4	0-0	1	0	1	0	4	9	0	1	0	16
13	YAROU, Mouphtau.....	g	1-2	0-0	0-0	1	2	3	4	2	1	0	0	1	16
23	CHEEK, Dominic.....	g	3-5	0-2	0-0	0	1	1	2	6	0	2	1	2	15
25	SUTTON, Maurice.....	g	0-0	0-0	0-0	2	0	2	2	0	0	0	2	1	7
31	KING, Taylor.....	g	2-4	2-3	0-0	1	0	1	5	6	0	2	1	0	14
34	ARMWOOD, Isaiah.....	g	0-3	0-1	0-2	2	3	5	4	0	0	0	2	0	20
TEAM.....						3	3								
Totals.....			32-69	9-28	17-23	11	18	29	38	90	11	18	6	9	200

TOTAL FG% 1st Half: 12-27 44.4% 2nd Half: 20-42 47.6% Game: 46.4% DEADB  
 3-Pt. FG% 1st Half: 2-8 25.0% 2nd Half: 7-20 35.0% Game: 32.1% REBS  
 F Throw % 1st Half: 5-6 83.3% 2nd Half: 12-17 70.6% Game: 73.9% 8,1

HOME TEAM: #11 Georgetown 17-5/7-4 BE															
##	Player Name	TOT-FG 3-PT			REBOUNDS					TP	A	TO	BLK	S	MIN
		FG-FGA	FG-FGA	FT-FTA	OF	DE	TOT	PF							
04	WRIGHT, Chris.....	f	2-6	1-4	2-2	0	3	3	5	7	3	1	0	1	28
10	MONROE, Greg.....	f	4-9	0-1	11-14	0	8	8	2	19	6	5	2	1	33
15	FREEMAN, Austin.....	g	8-12	2-5	7-10	0	1	1	2	25	3	1	0	1	40-
21	CLARK, Jason.....	g	8-11	6-7	2-3	0	3	3	3	24	2	5	1	2	34
22	VAUGHN, Julian.....	g	3-5	0-0	7-7	3	0	3	2	13	3	4	2	0	22
01	THOMPSON, Hollis.....	g	2-4	1-2	7-10	0	5	5	4	12	3	3	0	0	28
11	SANFORD, Vee.....	g	0-0	0-0	0-0	0	0	0	0	0	0	0	0	0	0+
20	BENIMON, Terrelle.....	g	0-1	0-0	3-4	0	1	1	2	3	1	1	2	0	15
30	SIMS, Henry.....	g	0-0	0-0	0-0	0	0	0	0	0	0	0	0	0	0
TEAM.....						1	3	4							
Totals.....			27-48	10-19	39-50	4	24	28	20	103	21	20	7	5	200

TOTAL FG% 1st Half: 15-27 55.6% 2nd Half: 12-21 57.1% Game: 56.3% DEADB  
 3-Pt. FG% 1st Half: 8-13 61.5% 2nd Half: 2-6 33.3% Game: 52.6% REBS  
 F Throw % 1st Half: 12-13 92.3% 2nd Half: 2-7 73.0% Game: 78.0% 9

Officials: Michael Stephens, Jim Haney, Brian O'Connell  
 Technical fouls: Villanova-TEAM. #11 Georgetown-None.  
 Attendance: 10387  
 Score by Periods: 1st 2nd Total  
 Villanova..... 31 59 - 90  
 #11 Georgetown..... 50 53 - 103

Points in the paint-VU 36,GU 26. Points off turnovers-VU 32,GU 17.  
 2nd chance points-VU 11,GU 2. Fast break points-VU 10,GU 11.  
 Bench points-VU 23,GU 15. Score tied-2 times. Lead changed-4 times.  
 Last FG-VU 2nd-00:06, GU 2nd-00:36.  
 Largest lead-VU by 2 1st-13:44, GU by 23 1st-01:44.

**No. 4 Villanova 82, No. 5 West Virginia 75**  
**February 8, 2010 ~ WVU Coliseum ~ Morgantown, W. Va.**

VISITORS: Villanova 21-2/10-1															
##	Player Name	TOT-FG 3-PT			REBOUNDS					TP	A	TO	BLK	S	MIN
		FG-FGA	FG-FGA	FT-FTA	OF	DE	TOT	PF							
00	PENA, Antonio.....	f	5-7	0-0	0-0	1	8	9	3	10	0	3	0	1	30
01	REYNOLDS, Scottie.....	g	5-10	1-3	10-10	1	3	4	2	21	5	4	0	3	31
10	FISHER, Corey.....	g	4-5	2-2	7-10	0	2	2	4	17	3	4	0	2	22
15	REDDING, Reggie.....	g	4-8	1-1	0-0	2	5	7	4	9	3	1	0	1	32
24	STOKES, Corey.....	g	2-3	0-1	2-2	1	1	2	3	6	0	0	0	0	24
05	WAYNS, Maalik.....	g	1-1	0-0	0-0	0	0	0	0	1	2	0	0	0	0
23	CHEEK, Dominic.....	g	3-3	1-1	0-0	0	0	0	2	7	0	0	0	0	8
25	SUTTON, Maurice.....	g	1-2	0-0	0-0	0	1	1	1	2	0	2	0	0	11
31	KING, Taylor.....	g	0-6	0-3	0-0	2	6	8	4	0	0	2	3	0	21
34	ARMWOOD, Isaiah.....	g	4-6	0-0	0-0	4	0	4	0	8	0	2	0	0	18
TEAM.....						1	1								
Totals.....			29-51	5-11	19-22	11	27	38	24	82	11	18	3	7	200

TOTAL FG% 1st Half: 19-30 63.3% 2nd Half: 10-21 47.6% Game: 56.9% DEADB  
 3-Pt. FG% 1st Half: 4-7 57.1% 2nd Half: 1-4 25.0% Game: 45.5% REBS  
 F Throw % 1st Half: 2-2 100% 2nd Half: 17-20 85.0% Game: 86.4% 2

HOME TEAM: West Virginia 19-4/8-3															
##	Player Name	TOT-FG 3-PT			REBOUNDS					TP	A	TO	BLK	S	MIN
		FG-FGA	FG-FGA	FT-FTA	OF	DE	TOT	PF							
03	EBANKS, Devin.....	f	6-11	0-0	1-4	3	3	6	1	13	1	2	0	2	31
05	JONES, Kevin.....	f	5-11	0-3	1-4	7	1	8	1	11	2	1	3	0	36
35	SMITH, Wellington.....	f	0-1	0-0	0-0	1	1	2	3	0	1	0	0	2	17
01	BUTLER, Da'Sean.....	g	2-12	2-9	7-10	0	2	2	2	13	3	4	1	0	40
25	BRYANT, Darryl.....	g	5-0	2-6	3-4	1	3	4	4	15	1	3	0	1	22
21	MAZZULLA, Joe.....	g	1-1	0-0	1-2	0	0	0	5	3	2	0	0	0	18
32	PEPPER, Dalton.....	g	0-0	0-0	0-0	0	0	0	0	0	0	0	0	0	3
33	MITCHELL, Casey.....	g	4-8	3-7	1-1	0	0	0	1	12	2	0	0	0	9
41	FLOWERS, John.....	g	0-4	0-2	1-3	2	1	3	2	1	0	0	0	0	12
42	KILICLI, Deniz.....	g	2-3	0-0	3-4	1	1	2	1	7	0	2	0	0	12
TEAM.....						3	3								
Totals.....			25-61	7-27	18-32	18	12	30	20	75	13	14	4	5	200

TOTAL FG% 1st Half: 10-28 35.7% 2nd Half: 15-33 45.5% Game: 41.0% DEADB  
 3-Pt. FG% 1st Half: 2-10 20.0% 2nd Half: 5-17 29.4% Game: 25.9% REBS  
 F Throw % 1st Half: 11-16 68.8% 2nd Half: 7-16 43.8% Game: 56.3% 5

Officials: John Cahill, John Higgins, Ed Corbett  
 Technical fouls: Villanova-None. West Virginia-None.  
 Attendance: 15593  
 Score by Periods: 1st 2nd Total  
 Villanova..... 44 38 - 82  
 West Virginia..... 33 42 - 75

Third largest crowd in WVU Coliseum history.  
 Mazzulla (WVU) fouled out with 0:13.0 left in the game.  
 Points in the paint-VU 38,WVU 30. Points off turnovers-VU 11,WVU 18.  
 2nd chance points-VU 12,WVU 18. Fast break points-VU 4,WVU 4.  
 Bench points-VU 19,WVU 23. Score tied-1 time. Lead changed-4 times.  
 Last FG-VU 2nd-01:30, WVU 2nd-00:23.  
 Largest lead-VU by 13 1st-06:14, WVU by 3 1st-17:25.

**No. 4 Villanova 92, Providence 81**  
**February 13, 2010 ~ Wachovia Center ~ Philadelphia, Pa.**

VISITORS: Providence (12-13, 4-9 BE)															
##	Player Name	TOT-FG 3-PT			REBOUNDS					TP	A	TO	BLK	S	MIN
		FG-FGA	FG-FGA	FT-FTA	OF	DE	TOT	PF							
21	PETERSON, Jamine.....	f	6-16	3-7											



**No. 9 Villanova 77, Cincinnati 73**  
**March 2, 2010 ~ Fifth Third Arena ~ Cincinnati, Ohio**

VISITORS: Villanova 24-5, 13-4 BE

##	Player Name	TOT-FG		3-PT	FT-FTA	REBOUNDS				TP	A	TO	BLK	S	MIN
		FG	FGA			OF	DE	TOT	PF						
00	PENA, Antonio.....	f	3-7	0-0	4-6	2	5	7	5	10	0	3	0	1	26
13	YAROU, Moughtaou....	f	4-5	0-0	2-4	0	2	2	2	10	1	1	2	0	25
01	REYNOLDS, Scottie...	g	3-6	3-5	8-9	0	1	1	1	17	5	1	0	1	29
10	FISHER, Corey.....	g	2-4	2-3	4-4	0	3	3	1	10	2	0	0	0	21
15	REDDING, Reggie.....	g	3-5	2-2	3-5	1	3	4	4	11	2	2	1	2	33
05	WAYNS, Maalik.....		0-3	0-1	0-0	0	2	2	1	0	3	1	0	0	13
23	CHEEK, Dominic.....		0-1	0-1	1-2	0	0	0	0	1	0	1	0	0	4
24	STOKES, Corey.....		5-9	3-6	1-2	0	4	4	3	14	0	2	0	0	25
31	KING, Taylor.....		1-4	0-3	2-3	3	2	5	5	4	1	1	0	1	22
34	ARMWOOD, Isaiah.....		0-0	0-0	0-0	0	0	0	0	0	0	0	0	0	2
	TEAM.....					2	2								
	Totals.....		21-44	10-21	25-35	6	24	30	22	77	14	12	3	5	200

TOTAL FG% 1st Half: 10-24 41.7% 2nd Half: 11-20 55.0% Game: 47.7% DEADB  
 3-Pt. FG% 1st Half: 5-11 45.5% 2nd Half: 5-10 50.0% Game: 47.6% REBS  
 F Throw % 1st Half: 6-10 60.0% 2nd Half: 19-25 76.0% Game: 71.4% 7,3

HOME TEAM: Cincinnati 16-13, 7-10 BE

##	Player Name	TOT-FG		3-PT	FT-FTA	REBOUNDS				TP	A	TO	BLK	S	MIN
		FG	FGA			OF	DE	TOT	PF						
34	GATES, Yancy.....	f	3-8	0-0	7-7	4	1	5	3	13	1	2	0	1	29
42	TOYLOY, Steve.....	c	1-2	0-0	0-0	0	1	1	2	2	1	0	0	1	16
05	VAUGHN, Deonta.....	g	6-14	4-11	2-3	0	1	1	3	18	3	1	0	1	40
11	DAVIS, Larry.....	g	0-5	0-5	0-0	1	4	5	1	0	2	0	0	0	18
33	STEPHENSON, Lance...	g	4-11	0-1	4-8	4	3	7	2	12	3	2	0	3	30
01	WRIGHT, Cashmere....		1-4	0-3	0-0	0	3	3	2	2	1	3	0	1	13
03	DIXON, Dion.....		0-0	0-0	0-0	0	0	0	0	0	0	0	0	0	1
15	WILKS, Darnell.....		0-1	0-0	0-0	2	0	2	1	0	0	0	0	0	1
22	BISHOP, Rashad.....		8-14	2-6	1-3	2	1	3	3	19	0	0	1	0	28
30	McCLAIN, Anthony....		0-0	0-0	0-0	0	0	0	0	0	0	0	1	0	3
32	THOMAS, Ibrahima....		1-3	0-1	0-0	1	2	3	5	2	0	0	0	1	12
44	PARKER, Jaquon.....		2-4	1-3	0-0	0	1	1	2	5	1	0	0	0	9
	TEAM.....					1	1	2	1						
	Totals.....		26-66	7-30	14-21	15	18	33	25	73	12	9	2	8	200

TOTAL FG% 1st Half: 12-31 38.7% 2nd Half: 14-35 40.0% Game: 39.4% DEADB  
 3-Pt. FG% 1st Half: 3-13 23.1% 2nd Half: 4-17 23.5% Game: 23.3% REBS  
 F Throw % 1st Half: 4-4 100 % 2nd Half: 10-17 58.8% Game: 66.7% 5,2

Officials: John Cahill, Michael Stephens, Bryan Kersey  
 Technical fouls: Villanova-PENA, Antonio. Cincinnati-GATES, Yancy; TEAM.

Attendance: 11076

Score by Periods	1st	2nd	Total
Villanova.....	31	46	77
Cincinnati.....	31	42	73

Points in the paint-VU 16,UC 34. Points off turnovers-VU 11,UC 17.  
 2nd chance points-VU 7,UC 15. Fast break points-VU 10,UC 5.  
 Bench points-VU 19,UC 28. Score tied-4 times. Lead changed-3 times.  
 Last FG-VU 2nd-01:31, UC 2nd-00:05.  
 Largest lead-VU by 16 2nd-06:19, UC by 3 1st-19:13.

**The Automated ScoreBook**  
**Villanova Individual Game-by-Game (as of Mar 02, 2010)**  
**All games**

**#00 PENA, Antonio**

Opponent	Date	gs	min	Total		3-Pointers		Free throws		Rebounds				pf	a	t/o	blk	stl	pts	avg	
				fg-fga	pct	3fg-fga	pct	ft-fa	pct	off	def	tot	avg								
FAIRLEIGH DICKINSON	11/13/09	*	32	3-8	.375	0-1	.000	3-6	.500	4	6	10	10.0	1	3	2	0	2	9	9.0	
PENN	11/16/09	*	25	4-6	.667	0-0	.000	4-4	1.000	1	9	10	10.0	2	1	0	2	1	12	10.5	
vs George Mason	11/19/09	*	27	4-5	.800	0-0	.000	2-5	.400	2	10	12	10.7	5	0	0	0	1	10	10.3	
vs #18 Dayton	11/20/09	*	19	4-5	.800	0-0	.000	5-8	.625	3	4	7	9.8	4	1	1	1	0	13	11.0	
vs Ole Miss	11/22/09	*	38	8-13	.615	0-0	.000	1-2	.500	6	10	16	11.0	4	1	6	0	2	17	12.2	
LA SALLE	11/28/09		33	5-10	.500	0-0	.000	4-4	1.000	5	3	8	10.5	4	2	2	1	3	14	12.5	
DREXEL	12/02/09	*	26	4-8	.500	0-0	.000	11-16	.688	3	8	11	10.6	0	1	2	1	0	19	13.4	
vs Maryland	12/06/09	*	25	2-4	.500	0-0	.000	4-8	.500	6	5	11	10.6	3	2	3	0	1	8	12.8	
at Saint Joseph's	12/09/09	*	25	5-8	.625	0-0	.000	5-6	.833	3	4	7	10.2	4	2	3	1	2	15	13.0	
at Temple	12/13/09	*	39	5-10	.500	0-0	.000	6-6	1.000	1	1	2	9.4	2	1	1	0	2	16	13.3	
at FORDHAM	12/19/09	*	26	7-9	.778	0-0	.000	3-4	.750	1	6	7	9.2	3	1	2	1	0	17	13.6	
DELAWARE	12/23/09	*	27	3-5	.600	0-0	.000	1-3	.333	0	6	6	8.9	2	3	2	1	0	7	13.1	
at Marquette	01/02/10	*	26	2-6	.333	0-0	.000	0-1	.000	2	3	5	8.6	1	0	3	0	0	4	12.4	
DEPAUL	01/06/10	*	19	2-4	.500	0-0	.000	4-4	1.000	2	3	5	8.4	1	1	2	0	0	8	12.1	
MARQUETTE	01/09/10	*	20	3-6	.500	0-0	.000	5-5	1.000	1	3	4	8.1	3	1	0	1	0	11	12.0	
at Louisville	01/11/10	*	21	2-4	.500	0-0	.000	0-0	.000	2	3	5	7.9	5	1	2	1	0	4	11.5	
#11 GEORGETOWN	01/17/10	*	25	3-4	.750	0-0	.000	0-0	.000	1	3	4	7.6	5	0	3	0	2	6	11.2	
at Rutgers	01/20/10	*	15	2-4	.500	0-0	.000	1-4	.250	3	6	9	7.7	4	1	2	0	0	5	10.8	
at St. John's	01/23/10	*	11	4-5	.800	0-0	.000	1-1	1.000	1	2	3	7.5	5	1	1	1	0	9	10.7	
NOTRE DAME	01/27/10	*	32	5-8	.625	0-0	.000	4-6	.667	2	8	10	7.6	2	3	1	0	0	14	10.9	
SETON HALL	02/02/10	*	27	7-12	.583	0-0	.000	2-3	.667	3	5	8	7.6	1	1	2	0	0	16	11.1	
at #7 Georgetown	02/06/10	*	11	3-4	.750	0-0	.000	1-2	.500	2	1	3	7.4	5	0	2	0	0	7	11.0	
at #5 West Virginia	02/08/10	*	30	5-7	.714	0-0	.000	0-0	.000	1	8	9	7.5	3	0	3	0	1	10	10.9	
PROVIDENCE	02/13/10	*	28	5-9	.556	0-0	.000	5-7	.714	2	10	12	7.7	2	2	0	2	2	15	11.1	
CONNECTICUT	02/15/10	*	18	3-7	.429	0-0	.000	4-4	1.000	3	0	3	7.5	5	0	1	0	2	10	11.0	
at PITT	02/21/10	*	34	3-8	.375	0-0	.000	2-4	.500	5	4	9	7.5	4	0	0	1	2	8	10.9	
USF	02/24/10	*	27	5-8	.625	0-0	.000	4-4	1.000	1	6	7	7.5	3	0	1	0	3	14	11.0	
at Syracuse	2/27/10	*	32	5-8	.625	0-0	.000	3-4	.750	3	3	6	7.5	5	1	4	1	3	13	11.1	
at Cincinnati	03/02/10	*	26	3-7	.429	0-0	.000	4-6	.667	2	5	7	7.4	5	0	3	0	1	10	11.1	
Totals			28	744	116-202	.574	0-1	.000	89-127	.701	71	145	216	7.4	93	30	54	15	30	321	11.1

Games played: 29  
Minutes/game: 25.7  
Points/game: 11.1  
FG Pct: 57.4  
3FG Pct: 0.0  
FT Pct: 70.1

Rebounds/game: 7.4  
Assists/game: 1.0  
Turnovers/game: 1.9  
Assist/turnover ratio: 0.6  
Steals/game: 1.0  
Blocks/game: 0.5

The Automated ScoreBook  
Villanova Individual Game-by-Game (as of Mar 02, 2010)  
All games

#01 REYNOLDS, Scottie

Opponent	Date	gs	min	Total		3-Pointers		Free throws		Rebounds				pf	a	t/o	blk	stl	pts	avg	
				fg-fga	pct	3fg-fga	pct	ft-fta	pct	off	def	tot	avg								
FAIRLEIGH DICKINSON	11/13/09	*	28	2-10	.200	0-4	.000	4-6	.667	0	3	3	3.0	4	2	1	0	0	8	8.0	
PENN	11/16/09	*	21	5-10	.500	2-3	.667	2-3	.667	1	1	2	2.5	2	5	0	0	2	14	11.0	
vs George Mason	11/19/09	*	39	6-14	.429	2-8	.250	4-4	1.000	0	3	3	2.7	1	2	8	0	2	18	13.3	
vs #18 Dayton	11/20/09	*	29	3-12	.250	0-3	.000	2-2	1.000	0	2	2	2.5	2	5	2	0	0	8	12.0	
vs Ole Miss	11/22/09	*	26	6-16	.375	2-4	.500	7-10	.700	0	1	1	2.2	2	1	4	0	1	21	13.8	
LA SALLE	11/28/09	*	31	5-13	.385	2-8	.250	2-2	1.000	0	1	1	2.0	2	4	2	1	3	14	13.8	
DREXEL	12/02/09	*	27	4-7	.571	0-2	.000	6-8	.750	2	6	8	2.9	2	6	2	0	1	14	13.9	
vs Maryland	12/06/09	*	38	7-18	.389	3-10	.300	8-11	.727	1	4	5	3.1	2	8	5	0	1	25	15.3	
at Saint Joseph's	12/09/09	*	32	4-5	.800	2-3	.667	12-14	.857	2	4	6	3.4	3	5	6	1	4	22	16.0	
at Temple	12/13/09	*	35	9-16	.563	3-6	.500	2-2	1.000	2	5	7	3.8	3	3	4	0	3	23	16.7	
at FORDHAM	12/19/09	*	23	6-10	.600	1-4	.250	4-4	1.000	0	2	2	3.6	4	3	2	0	2	17	16.7	
DELAWARE	12/23/09	*	24	8-13	.615	6-8	.750	0-0	.000	0	1	1	3.4	2	6	3	0	1	22	17.2	
at Marquette	01/02/10	*	30	8-12	.667	3-5	.600	4-6	.667	0	0	0	3.2	1	1	1	0	0	23	17.6	
DEPAUL	01/06/10	*	25	8-13	.615	3-7	.429	2-2	1.000	0	1	1	3.0	3	2	1	0	2	21	17.9	
MARQUETTE	01/09/10	*	35	3-6	.500	2-3	.667	7-9	.778	0	0	0	2.8	0	4	3	0	1	15	17.7	
at Louisville	01/11/10	*	30	9-10	.900	5-5	1.000	13-17	.765	2	2	4	2.9	2	0	3	0	2	36	18.8	
#11 GEORGETOWN	01/17/10	*	29	8-15	.533	4-7	.571	7-8	.875	1	2	3	2.9	4	2	1	0	2	27	19.3	
at Rutgers	01/20/10	*	28	2-7	.286	1-4	.250	4-6	.667	1	2	3	2.9	0	2	1	0	0	9	18.7	
at St. John's	01/23/10	*	29	6-12	.500	1-5	.200	6-6	1.000	0	3	3	2.9	1	4	2	0	3	19	18.7	
NOTRE DAME	01/27/10	*	23	6-13	.462	1-4	.250	4-4	1.000	1	0	1	2.8	3	1	1	0	3	17	18.7	
SETON HALL	02/02/10	*	30	6-12	.500	1-4	.250	2-3	.667	0	4	4	2.9	2	5	3	1	1	15	18.5	
at #7 Georgetown	02/06/10	*	32	6-17	.353	3-9	.333	9-11	.818	0	1	1	2.8	2	6	6	0	1	24	18.7	
at #5 West Virginia	02/08/10	*	31	5-10	.500	1-3	.333	10-10	1.000	1	3	4	2.8	2	5	4	0	3	21	18.8	
PROVIDENCE	02/13/10	*	28	6-14	.429	3-6	.500	7-8	.875	1	2	3	2.8	3	1	1	0	1	22	19.0	
CONNECTICUT	02/15/10	*	37	8-14	.571	2-7	.286	0-0	.000	0	2	2	2.8	2	2	0	1	3	18	18.9	
at PITT	02/21/10	*	26	6-11	.545	2-3	.667	6-7	.857	1	1	2	2.8	4	3	6	0	0	20	19.0	
USF	02/24/10	*	32	7-14	.500	2-6	.333	5-5	1.000	0	2	2	2.7	1	2	0	0	1	21	19.0	
at Syracuse	2/27/10	*	34	6-14	.429	4-8	.500	0-0	.000	0	0	0	2.6	1	3	3	0	3	16	18.9	
at Cincinnati	03/02/10	*	29	3-6	.500	3-5	.600	8-9	.889	0	1	1	2.6	1	5	1	0	1	17	18.9	
Totals			29	861	168-344	.488	64-154	.416	147-177	.831	16	59	75	2.6	61	98	76	4	47	547	18.9

Games played: 29  
Minutes/game: 29.7  
Points/game: 18.9  
FG Pct: 48.8  
3FG Pct: 41.6  
FT Pct: 83.1

Rebounds/game: 2.6  
Assists/game: 3.4  
Turnovers/game: 2.6  
Assist/turnover ratio: 1.3  
Steals/game: 1.6  
Blocks/game: 0.1

The Automated ScoreBook  
Villanova Individual Game-by-Game (as of Mar 02, 2010)  
All games

#04 COLEND A, Jason

Opponent	Date	gs	min	Total		3-Pointers		Free throws		Rebounds				pf	a	t/o	blk	stl	pts	avg
				fg-fga	pct	3fg-fga	pct	ft-fa	pct	off	def	tot	avg							
PENN	11/16/09		3	0-0	.000	0-0	.000	0-1	.000	0	0	0	0.0	1	0	2	0	1	0	0.0
Totals		0	3	0-0	.000	0-0	.000	0-1	.000	0	0	0	0.0	1	0	2	0	1	0	0.0

Games played: 1  
Minutes/game: 3.0  
FT Pct: 0.0

Turnovers/game: 2.0  
Steals/game: 1.0

#05 WAYNS, Maalik

Opponent	Date	gs	min	Total		3-Pointers		Free throws		Rebounds				pf	a	t/o	blk	stl	pts	avg
				fg-fga	pct	3fg-fga	pct	ft-fa	pct	off	def	tot	avg							
FAIRLEIGH DICKINSON	11/13/09		18	2-7	.286	0-2	.000	2-2	1.000	0	2	2	2.0	2	2	0	0	2	6	6.0
PENN	11/16/09		18	6-10	.600	3-6	.500	1-1	1.000	0	0	0	1.0	1	1	4	0	0	16	11.0
vs George Mason	11/19/09		26	3-10	.300	2-5	.400	1-4	.250	1	5	6	2.7	1	4	1	0	1	9	10.3
vs #18 Dayton	11/20/09		7	0-3	.000	0-2	.000	0-0	.000	0	0	0	2.0	0	2	0	0	0	0	7.8
vs Ole Miss	11/22/09		20	1-7	.143	0-1	.000	2-2	1.000	0	1	1	1.8	2	1	1	0	0	4	7.0
LA SALLE	11/28/09		12	1-4	.250	1-2	.500	2-2	1.000	0	0	0	1.5	1	2	2	0	0	5	6.7
DREXEL	12/02/09		17	3-4	.750	1-1	1.000	0-0	.000	0	0	0	1.3	3	1	3	0	0	7	6.7
vs Maryland	12/06/09		9	1-3	.333	1-2	.500	0-0	.000	1	3	4	1.6	1	2	1	0	0	3	6.3
at Saint Joseph's	12/09/09		18	2-3	.667	1-2	.500	4-5	.800	0	2	2	1.7	3	0	0	0	1	9	6.6
at Temple	12/13/09		7	0-1	.000	0-1	.000	0-0	.000	0	0	0	1.5	2	0	1	0	0	0	5.9
at FORDHAM	12/19/09		20	5-8	.625	0-2	.000	2-3	.667	1	2	3	1.6	1	2	3	0	1	12	6.5
DELAWARE	12/23/09		18	2-5	.400	1-2	.500	2-2	1.000	0	1	1	1.6	2	0	0	0	1	7	6.5
at Marquette	01/02/10		26	5-8	.625	0-0	.000	6-7	.857	0	2	2	1.6	3	2	0	0	0	16	7.2
DEPAUL	01/06/10		20	8-12	.667	1-3	.333	1-1	1.000	2	0	2	1.6	2	1	4	0	3	18	8.0
MARQUETTE	01/09/10		20	2-2	1.000	0-0	.000	2-2	1.000	0	1	1	1.6	2	2	2	0	1	6	7.9
at Louisville	01/11/10		15	3-7	.429	2-3	.667	3-4	.750	2	0	2	1.6	4	0	0	0	2	11	8.1
#11 GEORGETOWN	01/17/10		14	3-9	.333	1-3	.333	4-5	.800	0	2	2	1.6	1	2	0	0	1	11	8.2
at Rutgers	01/20/10		17	2-4	.500	0-0	.000	3-4	.750	0	2	2	1.7	3	4	3	0	0	7	8.2
at St. John's	01/23/10		20	5-8	.625	0-1	.000	6-7	.857	0	2	2	1.7	2	0	4	0	0	16	8.6
NOTRE DAME	01/27/10		21	2-6	.333	1-1	1.000	5-6	.833	0	1	1	1.7	3	4	3	0	0	10	8.7
SETON HALL	02/02/10		11	1-7	.143	0-1	.000	4-5	.800	0	1	1	1.6	0	1	1	0	1	6	8.5
at #7 Georgetown	02/06/10		16	4-10	.400	1-4	.250	0-0	.000	1	0	1	1.6	4	0	1	0	1	9	8.5
at #5 West Virginia	02/08/10		3	1-1	1.000	0-0	.000	0-0	.000	0	0	0	1.5	1	0	0	0	0	2	8.3
PROVIDENCE	02/13/10		14	2-6	.333	0-0	.000	0-0	.000	0	3	3	1.6	5	1	3	0	1	4	8.1
CONNECTICUT	02/15/10		7	1-2	.500	0-1	.000	0-0	.000	0	0	0	1.5	1	0	1	1	1	2	7.8
at PITT	02/21/10		15	1-4	.250	0-0	.000	2-2	1.000	1	0	1	1.5	1	1	0	0	1	4	7.7
USF	02/24/10		6	0-1	.000	0-1	.000	0-0	.000	0	1	1	1.5	0	0	0	0	0	0	7.4
at Syracuse	2/27/10		5	1-2	.500	1-2	.500	0-0	.000	0	0	0	1.4	0	0	1	0	0	3	7.3
at Cincinnati	03/02/10		13	0-3	.000	0-1	.000	0-0	.000	0	2	2	1.4	1	3	1	0	0	0	7.0
Totals		0	433	67-157	.427	17-49	.347	52-64	.813	9	33	42	1.4	52	38	40	1	18	203	7.0

Games played: 29  
Minutes/game: 14.9  
Points/game: 7.0  
FG Pct: 42.7  
3FG Pct: 34.7  
FT Pct: 81.3

Rebounds/game: 1.4  
Assists/game: 1.3  
Turnovers/game: 1.4  
Assist/turnover ratio: 1.0  
Steals/game: 0.6  
Blocks/game: 0.0

The Automated ScoreBook  
Villanova Individual Game-by-Game (as of Mar 02, 2010)  
All games

#10 FISHER, Corey

Opponent	Date	gs	min	Total		3-Pointers		Free throws		Rebounds				pf	a	t/o	blk	stl	pts	avg	
				fg-fga	pct	3fg-fga	pct	ft-fta	pct	off	def	tot	avg								
FAIRLEIGH DICKINSON	11/13/09	*	31	4-9	.444	1-2	.500	4-6	.667	1	3	4	4.0	4	4	2	1	0	13	13.0	
PENN	11/16/09	*	26	4-9	.444	1-4	.250	4-6	.667	0	3	3	3.5	1	8	2	0	3	13	13.0	
vs George Mason	11/19/09	*	37	1-12	.083	1-4	.250	14-18	.778	5	1	6	4.3	3	3	1	0	0	17	14.3	
vs #18 Dayton	11/20/09	*	31	4-8	.500	0-1	.000	10-12	.833	0	3	3	4.0	3	3	4	0	2	18	15.3	
vs Ole Miss	11/22/09	*	15	2-4	.500	0-1	.000	0-1	.000	0	0	0	3.2	4	3	3	1	0	4	13.0	
LA SALLE	11/28/09	*	28	3-8	.375	1-4	.250	6-9	.667	0	1	1	2.8	2	4	1	0	6	13	13.0	
DREXEL	12/02/09	*	25	1-6	.167	1-2	.500	2-2	1.000	0	1	1	2.6	0	5	2	0	4	5	11.9	
vs Maryland	12/06/09	*	30	6-13	.462	4-6	.667	4-4	1.000	1	3	4	2.8	2	2	1	0	2	20	12.9	
at Saint Joseph's	12/09/09	*	29	2-8	.250	1-3	.333	8-8	1.000	0	2	2	2.7	5	6	4	0	1	13	12.9	
at Temple	12/13/09	*	33	6-14	.429	2-9	.222	0-1	.000	0	2	2	2.6	1	7	2	1	0	14	13.0	
at FORDHAM	12/19/09	*	23	6-9	.667	3-5	.600	2-2	1.000	0	4	4	2.7	3	4	0	0	2	17	13.4	
DELAWARE	12/23/09	*	24	4-10	.400	2-5	.400	4-4	1.000	1	4	5	2.9	2	4	0	0	1	14	13.4	
at Marquette	01/02/10	*	21	3-7	.429	0-1	.000	0-0	.000	1	3	4	3.0	0	4	1	0	1	6	12.8	
DEPAUL	01/06/10	*	27	5-10	.500	1-5	.200	4-5	.800	0	4	4	3.1	3	6	0	0	0	15	13.0	
MARQUETTE	01/09/10	*	20	5-10	.500	1-2	.500	0-1	.000	1	1	2	3.0	4	4	0	1	11	12.9		
at Louisville	01/11/10	*	26	3-7	.429	0-1	.000	6-9	.667	0	3	3	3.0	4	3	4	0	2	12	12.8	
#11 GEORGETOWN	01/17/10	*	28	2-7	.286	0-1	.000	6-7	.857	1	2	3	3.0	2	3	3	1	2	10	12.6	
at Rutgers	01/20/10	*	28	6-10	.600	0-1	.000	3-4	.750	4	2	6	3.2	1	4	0	0	0	15	12.8	
at St. John's	01/23/10	*	30	5-8	.625	2-3	.667	6-7	.857	1	3	4	3.2	2	3	3	0	1	18	13.1	
NOTRE DAME	01/27/10	*	27	5-7	.714	2-3	.667	5-5	1.000	1	1	2	3.2	2	6	3	0	1	17	13.3	
SETON HALL	02/02/10	*	24	5-11	.455	2-5	.400	0-1	.000	0	3	3	3.1	4	2	2	0	0	12	13.2	
at #7 Georgetown	02/06/10	*	32	8-13	.615	1-3	.333	7-8	.875	1	2	3	3.1	3	2	1	0	1	24	13.7	
at #5 West Virginia	02/08/10	*	22	4-5	.800	2-2	1.000	7-10	.700	0	2	2	3.1	4	3	4	0	2	17	13.8	
PROVIDENCE	02/13/10	*	33	10-15	.667	0-1	.000	2-2	1.000	1	3	4	3.1	2	6	3	1	1	22	14.2	
CONNECTICUT	02/15/10	*	28	5-12	.417	2-3	.667	2-2	1.000	0	0	0	3.0	3	4	3	0	1	14	14.2	
at PITT	02/21/10	*	22	5-9	.556	2-2	1.000	0-0	.000	0	1	1	2.9	4	1	3	1	1	12	14.1	
USF	02/24/10	*	25	3-11	.273	0-2	.000	1-3	.333	1	1	2	2.9	1	4	2	0	1	7	13.8	
at Syracuse	2/27/10	*	33	3-12	.250	0-5	.000	8-10	.800	1	4	5	3.0	3	6	1	0	2	14	13.8	
at Cincinnati	03/02/10	*	21	2-4	.500	2-3	.667	4-4	1.000	0	3	3	3.0	1	2	0	0	0	10	13.7	
Totals			29	779	122-268	.455	34-89	.382	119-151	.788	21	65	86	3.0	73	116	59	6	38	397	13.7

Games played: 29  
Minutes/game: 26.9  
Points/game: 13.7  
FG Pct: 45.5  
3FG Pct: 38.2  
FT Pct: 78.8

Rebounds/game: 3.0  
Assists/game: 4.0  
Turnovers/game: 2.0  
Assist/turnover ratio: 2.0  
Steals/game: 1.3  
Blocks/game: 0.2

The Automated ScoreBook  
Villanova Individual Game-by-Game (as of Mar 02, 2010)  
All games

#12 WOOTEN, Russell

Opponent	Date	gs	min	Total		3-Pointers		Free throws		Rebounds				pf	a	t/o	blk	stl	pts	avg
				fg-fga	pct	3fg-fga	pct	ft-fa	pct	off	def	tot	avg							
PENN	11/16/09		2	1-1	1.000	0-0	.000	0-0	.000	1	0	1	1.0	0	0	0	0	0	2	2.0
LA SALLE	11/28/09		1	0-0	.000	0-0	.000	0-0	.000	0	1	1	1.0	0	0	0	0	0	0	1.0
DREXEL	12/02/09		2	1-1	1.000	0-0	.000	0-0	.000	1	0	1	1.0	0	0	0	0	2	1.3	
at FORDHAM	12/19/09		1	0-0	.000	0-0	.000	0-0	.000	0	0	0	0.8	0	0	1	0	0	1.0	
DELAWARE	12/23/09		2	0-0	.000	0-0	.000	0-0	.000	0	0	0	0.6	0	0	0	0	0	0.8	
DEPAUL	01/06/10		1	0-0	.000	0-0	.000	0-0	.000	0	0	0	0.5	1	0	0	0	0	0.7	
at Rutgers	01/20/10		1	0-0	.000	0-0	.000	0-0	.000	0	0	0	0.4	0	0	0	0	0	0.6	
USF	02/24/10		1	0-0	.000	0-0	.000	0-0	.000	0	0	0	0.4	0	0	0	0	0	0.5	
Totals		0	11	2-2	1.000	0-0	.000	0-0	.000	2	1	3	0.4	1	0	1	0	0	4	0.5

Games played: 8  
Minutes/game: 1.4  
Points/game: 0.5  
FG Pct: 100.0

Rebounds/game: 0.4  
Turnovers/game: 0.1

#13 YAROU, Mouphtau

Opponent	Date	gs	min	Total		3-Pointers		Free throws		Rebounds				pf	a	t/o	blk	stl	pts	avg
				fg-fga	pct	3fg-fga	pct	ft-fa	pct	off	def	tot	avg							
FAIRLEIGH DICKINSON	11/13/09	*	20	2-4	.500	0-0	.000	2-4	.500	2	1	3	3.0	2	0	1	1	0	6	6.0
PENN	11/16/09	*	17	1-3	.333	0-0	.000	2-2	1.000	2	3	5	4.0	5	1	2	1	0	4	5.0
DEPAUL	01/06/10		14	2-4	.500	0-0	.000	0-0	.000	1	1	2	3.3	2	0	0	1	0	4	4.7
MARQUETTE	01/09/10		5	0-0	.000	0-0	.000	0-0	.000	0	1	1	2.8	2	0	0	0	0	0	3.5
at Louisville	01/11/10		14	1-2	.500	0-0	.000	2-4	.500	2	1	3	2.8	4	1	0	1	0	4	3.6
#11 GEORGETOWN	01/17/10		10	1-1	1.000	0-0	.000	0-0	.000	1	1	2	2.7	3	0	1	0	0	2	3.3
at Rutgers	01/20/10		18	2-5	.400	0-0	.000	2-4	.500	4	5	9	3.6	3	1	4	1	0	6	3.7
at St. John's	01/23/10		14	1-3	.333	0-0	.000	0-0	.000	2	1	3	3.5	2	0	3	2	0	2	3.5
NOTRE DAME	01/27/10		9	1-1	1.000	0-0	.000	0-0	.000	0	1	1	3.2	1	1	1	0	0	2	3.3
SETON HALL	02/02/10		11	1-1	1.000	0-0	.000	0-0	.000	2	3	5	3.4	1	0	0	0	0	2	3.2
at #7 Georgetown	02/06/10		16	1-2	.500	0-0	.000	0-0	.000	1	2	3	3.4	4	1	0	0	1	2	3.1
PROVIDENCE	02/13/10		5	0-0	.000	0-0	.000	0-0	.000	0	0	0	3.1	1	0	2	0	0	0	2.8
CONNECTICUT	02/15/10		13	3-4	.750	0-0	.000	0-1	.000	4	1	5	3.2	1	0	0	3	0	6	3.1
at PITT	02/21/10		1	0-0	.000	0-0	.000	0-0	.000	0	0	0	3.0	1	0	0	0	0	0	2.9
USF	02/24/10		24	1-3	.333	0-0	.000	2-2	1.000	4	2	6	3.2	2	0	2	2	3	4	2.9
at Syracuse	2/27/10	*	22	6-8	.750	0-0	.000	1-1	1.000	3	5	8	3.5	4	2	1	2	0	13	3.6
at Cincinnati	03/02/10	*	25	4-5	.800	0-0	.000	2-4	.500	0	2	2	3.4	2	1	1	2	0	10	3.9
Totals		4	238	27-46	.587	0-0	.000	13-22	.591	28	30	58	3.4	40	8	18	16	4	67	3.9

Games played: 17  
Minutes/game: 14.0  
Points/game: 3.9  
FG Pct: 58.7  
FT Pct: 59.1

Rebounds/game: 3.4  
Assists/game: 0.5  
Turnovers/game: 1.1  
Assist/turnover ratio: 0.4  
Steals/game: 0.2  
Blocks/game: 0.9

The Automated ScoreBook  
 Villanova Individual Game-by-Game (as of Mar 02, 2010)  
 All games

#15 REDDING, Reggie

Opponent	Date	gs	min	Total		3-Pointers		Free throws		Rebounds				pf	a	t/o	blk	stl	pts	avg	
				fg-fga	pct	3fg-fga	pct	ft-fa	pct	off	def	tot	avg								
at FORDHAM	12/19/09	*	27	6-9	.667	2-4	.500	1-1	1.000	3	6	9	9.0	2	3	0	2	3	15	15.0	
DELAWARE	12/23/09	*	30	6-7	.857	1-2	.500	3-3	1.000	2	4	6	7.5	3	2	1	0	1	16	15.5	
at Marquette	01/02/10	*	36	3-11	.273	0-2	.000	5-8	.625	1	7	8	7.7	3	3	1	0	0	11	14.0	
DEPAUL	01/06/10	*	25	3-8	.375	2-4	.500	2-2	1.000	2	2	4	6.8	1	7	1	0	3	10	13.0	
MARQUETTE	01/09/10	*	36	5-9	.556	0-1	.000	0-0	.000	1	4	5	6.4	4	2	1	0	2	10	12.4	
at Louisville	01/11/10	*	32	0-5	.000	0-0	.000	2-4	.500	0	4	4	6.0	4	2	7	0	2	2	10.7	
#11 GEORGETOWN	01/17/10	*	29	5-13	.385	1-3	.333	0-0	.000	4	3	7	6.1	4	5	3	1	0	11	10.7	
at Rutgers	01/20/10	*	19	1-5	.200	0-1	.000	3-4	.750	2	3	5	6.0	2	0	0	0	2	5	10.0	
at St. John's	01/23/10	*	24	2-6	.333	0-0	.000	0-2	.000	1	4	5	5.9	0	1	1	1	1	4	9.3	
NOTRE DAME	01/27/10	*	20	3-4	.750	1-2	.500	2-3	.667	2	2	4	5.7	3	3	0	0	3	9	9.3	
SETON HALL	02/02/10	*	28	3-7	.429	0-1	.000	1-2	.500	4	0	4	5.5	2	4	1	1	2	7	9.1	
at #7 Georgetown	02/06/10	*	17	1-2	.500	0-0	.000	0-0	.000	0	3	3	5.3	3	2	1	0	1	2	8.5	
at #5 West Virginia	02/08/10	*	32	4-8	.500	1-1	1.000	0-0	.000	2	5	7	5.5	4	3	1	0	1	9	8.5	
PROVIDENCE	02/13/10	*	27	2-4	.500	1-1	1.000	0-1	.000	1	1	2	5.2	2	3	2	2	0	5	8.3	
CONNECTICUT	02/15/10	*	28	3-8	.375	1-3	.333	2-3	.667	0	2	2	5.0	2	3	2	0	3	9	8.3	
at PITT	02/21/10	*	30	3-8	.375	0-1	.000	0-1	.000	1	3	4	4.9	5	2	2	0	0	6	8.2	
USF	02/24/10	*	21	1-4	.250	0-0	.000	0-0	.000	0	4	4	4.9	4	2	2	0	2	2	7.8	
at Syracuse	2/27/10	*	18	0-0	.000	0-0	.000	0-0	.000	0	0	0	4.6	3	1	2	1	0	0	7.4	
at Cincinnati	03/02/10	*	33	3-5	.600	2-2	1.000	3-5	.600	1	3	4	4.6	4	2	2	1	2	11	7.6	
Totals			19	512	54-123	.439	12-28	.429	24-39	.615	27	60	87	4.6	55	50	30	9	28	144	7.6

Games played: 19  
 Minutes/game: 26.9  
 Points/game: 7.6  
 FG Pct: 43.9  
 3FG Pct: 42.9  
 FT Pct: 61.5

Rebounds/game: 4.6  
 Assists/game: 2.6  
 Turnovers/game: 1.6  
 Assist/turnover ratio: 1.7  
 Steals/game: 1.5  
 Blocks/game: 0.5

The Automated ScoreBook  
Villanova Individual Game-by-Game (as of Mar 02, 2010)  
All games

#23 CHEEK, Dominic

Opponent	Date	gs	min	Total		3-Pointers		Free throws		Rebounds				pf	a	t/o	blk	stl	pts	avg
				fg-fga	pct	3fg-fga	pct	ft-fta	pct	off	def	tot	avg							
FAIRLEIGH DICKINSON	11/13/09		18	3-6	.500	2-4	.500	0-0	.000	2	2	4	4.0	1	2	0	0	0	8	8.0
PENN	11/16/09		18	3-4	.750	1-2	.500	0-0	.000	0	2	2	3.0	0	1	0	0	0	7	7.5
vs George Mason	11/19/09		11	0-2	.000	0-2	.000	0-2	.000	0	2	2	2.7	0	0	1	0	1	0	5.0
vs #18 Dayton	11/20/09		16	3-8	.375	0-2	.000	1-1	1.000	2	1	3	2.8	1	0	0	1	0	7	5.5
vs Ole Miss	11/22/09		17	1-4	.250	0-1	.000	0-0	.000	2	4	6	3.4	1	1	1	2	0	2	4.8
LA SALLE	11/28/09		23	3-6	.500	0-2	.000	4-5	.800	2	0	2	3.2	3	1	2	0	1	10	5.7
DREXEL	12/02/09		20	1-4	.250	0-0	.000	1-2	.500	1	3	4	3.3	2	0	2	2	1	3	5.3
vs Maryland	12/06/09		16	2-5	.400	0-2	.000	2-2	1.000	2	2	4	3.4	2	2	1	0	1	6	5.4
at Saint Joseph's	12/09/09		11	3-7	.429	0-1	.000	2-2	1.000	2	0	2	3.2	0	0	1	0	0	8	5.7
at Temple	12/13/09		11	0-1	.000	0-1	.000	0-0	.000	0	1	1	3.0	0	0	0	0	0	0	5.1
at FORDHAM	12/19/09		18	2-5	.400	0-1	.000	2-4	.500	1	0	1	2.8	0	2	0	0	1	6	5.2
DELAWARE	12/23/09		15	2-3	.667	1-1	1.000	0-1	.000	0	1	1	2.7	1	0	1	0	2	5	5.2
at Marquette	01/02/10		7	1-2	.500	0-0	.000	0-0	.000	1	1	2	2.6	0	0	0	0	0	2	4.9
DEPAUL	01/06/10		22	2-8	.250	1-4	.250	4-5	.800	3	3	6	2.9	1	0	2	0	1	9	5.2
MARQUETTE	01/09/10		15	1-1	1.000	0-0	.000	1-2	.500	1	4	5	3.0	0	1	0	0	0	3	5.1
at Louisville	01/11/10		11	1-2	.500	0-0	.000	1-2	.500	1	1	2	2.9	2	1	2	0	0	3	4.9
#11 GEORGETOWN	01/17/10		14	2-3	.667	1-1	1.000	0-0	.000	0	2	2	2.9	0	0	0	0	0	5	4.9
at Rutgers	01/20/10		17	6-10	.600	2-2	1.000	3-3	1.000	2	2	4	2.9	2	0	0	0	1	17	5.6
at St. John's	01/23/10		9	0-0	.000	0-0	.000	0-0	.000	0	1	1	2.8	1	1	3	1	0	0	5.3
NOTRE DAME	01/27/10		10	1-3	.333	1-2	.500	1-2	.500	2	1	3	2.9	0	0	0	0	0	4	5.3
SETON HALL	02/02/10		10	1-2	.500	0-0	.000	5-6	.833	3	0	3	2.9	0	0	0	1	0	7	5.3
at #7 Georgetown	02/06/10		15	3-5	.600	0-2	.000	0-0	.000	0	1	1	2.8	2	0	2	1	2	6	5.4
at #5 West Virginia	02/08/10		8	3-3	1.000	1-1	1.000	0-0	.000	0	0	0	2.7	2	0	0	0	0	7	5.4
PROVIDENCE	02/13/10		11	2-3	.667	1-2	.500	1-2	.500	2	0	2	2.6	0	0	1	0	0	6	5.5
CONNECTICUT	02/15/10		13	1-6	.167	1-2	.500	1-2	.500	1	1	2	2.6	2	0	0	0	0	4	5.4
at PITT	02/21/10		6	0-0	.000	0-0	.000	1-2	.500	0	0	0	2.5	0	0	0	0	0	1	5.2
USF	02/24/10		16	4-6	.667	0-0	.000	0-0	.000	2	2	4	2.6	1	0	1	0	1	8	5.3
at Syracuse	2/27/10		11	2-7	.286	0-2	.000	1-2	.500	4	1	5	2.6	3	0	0	0	0	5	5.3
at Cincinnati	03/02/10		4	0-1	.000	0-1	.000	1-2	.500	0	0	0	2.6	0	0	1	0	0	1	5.2
Totals		0	393	53-117	.453	12-38	.316	32-49	.653	36	38	74	2.6	27	12	21	8	12	150	5.2

Games played: 29  
Minutes/game: 13.6  
Points/game: 5.2  
FG Pct: 45.3  
3FG Pct: 31.6  
FT Pct: 65.3

Rebounds/game: 2.6  
Assists/game: 0.4  
Turnovers/game: 0.7  
Assist/turnover ratio: 0.6  
Steals/game: 0.4  
Blocks/game: 0.3

The Automated ScoreBook  
Villanova Individual Game-by-Game (as of Mar 02, 2010)  
All games

#24 STOKES, Corey

Opponent	Date	gs	min	Total		3-Pointers		Free throws		Rebounds				pf	a	t/o	blk	stl	pts	avg	
				fg-fga	pct	3fg-fga	pct	ft-fa	pct	off	def	tot	avg								
FAIRLEIGH DICKINSON	11/13/09	*	26	6-12	.500	5-10	.500	3-3	1.000	1	3	4	4.0	4	2	2	1	0	20	20.0	
PENN	11/16/09	*	20	5-7	.714	2-3	.667	2-2	1.000	1	4	5	4.5	3	1	3	0	0	14	17.0	
vs George Mason	11/19/09	*	22	0-3	.000	0-2	.000	1-2	.500	2	3	5	4.7	5	0	2	0	0	1	11.7	
vs #18 Dayton	11/20/09	*	30	1-9	.111	1-3	.333	0-0	.000	1	5	6	5.0	2	0	3	0	1	3	9.5	
vs Ole Miss	11/22/09	*	35	5-9	.556	2-5	.400	6-6	1.000	2	3	5	5.0	2	0	1	2	1	18	11.2	
LA SALLE	11/28/09	*	31	2-8	.250	1-6	.167	4-5	.800	1	4	5	5.0	2	2	1	0	0	9	10.8	
DREXEL	12/02/09	*	30	2-8	.250	1-4	.250	2-2	1.000	0	5	5	5.0	2	1	1	1	0	7	10.3	
vs Maryland	12/06/09	*	31	6-13	.462	5-11	.455	1-1	1.000	2	1	3	4.8	5	3	1	0	2	18	11.3	
at Saint Joseph's	12/09/09	*	35	2-5	.400	0-2	.000	0-0	.000	1	3	4	4.7	1	1	0	1	0	4	10.4	
at Temple	12/13/09	*	34	2-8	.250	1-4	.250	0-0	.000	1	3	4	4.6	2	1	0	0	1	5	9.9	
at FORDHAM	12/19/09		23	2-11	.182	1-5	.200	2-2	1.000	4	6	10	5.1	2	1	1	0	2	7	9.6	
DELAWARE	12/23/09	*	24	2-6	.333	1-4	.250	0-0	.000	1	4	5	5.1	2	0	3	0	1	5	9.3	
at Marquette	01/02/10	*	19	1-5	.200	0-1	.000	0-0	.000	1	1	2	4.8	4	1	0	0	1	2	8.7	
MARQUETTE	01/09/10	*	28	6-11	.545	4-8	.500	0-0	.000	0	0	0	4.5	2	2	0	0	1	16	9.2	
at Louisville	01/11/10	*	17	1-5	.200	1-3	.333	4-4	1.000	2	2	4	4.5	2	1	0	1	2	7	9.1	
#11 GEORGETOWN	01/17/10	*	19	0-4	.000	0-3	.000	3-4	.750	1	3	4	4.4	2	2	0	1	1	3	8.7	
at Rutgers	01/20/10	*	24	6-10	.600	4-7	.571	0-0	.000	1	2	3	4.4	0	0	1	0	1	16	9.1	
at St. John's	01/23/10	*	26	2-4	.500	1-2	.500	1-1	1.000	2	2	4	4.3	0	0	1	2	0	6	8.9	
NOTRE DAME	01/27/10	*	27	3-8	.375	2-6	.333	1-2	.500	1	3	4	4.3	2	2	1	1	0	9	8.9	
SETON HALL	02/02/10	*	24	4-8	.500	3-5	.600	0-0	.000	1	4	5	4.4	3	2	1	0	0	11	9.1	
at #7 Georgetown	02/06/10	*	20	4-9	.444	2-6	.333	0-0	.000	1	2	3	4.3	4	0	1	0	1	10	9.1	
at #5 West Virginia	02/08/10	*	24	2-3	.667	0-1	.000	2-2	1.000	1	1	2	4.2	3	0	0	0	0	6	9.0	
PROVIDENCE	02/13/10	*	25	3-11	.273	1-8	.125	3-4	.750	2	6	8	4.3	1	3	2	1	0	10	9.0	
CONNECTICUT	02/15/10	*	14	1-4	.250	1-2	.500	4-4	1.000	2	0	2	4.3	5	0	1	0	0	7	8.9	
at PITT	02/21/10	*	34	4-9	.444	1-6	.167	0-0	.000	1	2	3	4.2	2	0	0	0	0	9	8.9	
USF	02/24/10	*	24	4-7	.571	2-5	.400	1-1	1.000	0	2	2	4.1	0	1	1	1	1	11	9.0	
at Syracuse	2/27/10		12	1-4	.250	1-4	.250	0-0	.000	0	1	1	4.0	1	0	1	0	0	3	8.8	
at Cincinnati	03/02/10		25	5-9	.556	3-6	.500	1-2	.500	0	4	4	4.0	3	0	2	0	0	14	9.0	
Totals			25	703	82-210	.390	46-132	.348	41-47	.872	33	79	112	4.0	66	26	30	12	16	251	9.0

Games played: 28  
Minutes/game: 25.1  
Points/game: 9.0  
FG Pct: 39.0  
3FG Pct: 34.8  
FT Pct: 87.2

Rebounds/game: 4.0  
Assists/game: 0.9  
Turnovers/game: 1.1  
Assist/turnover ratio: 0.9  
Steals/game: 0.6  
Blocks/game: 0.4

The Automated ScoreBook  
Villanova Individual Game-by-Game (as of Mar 02, 2010)  
All games

#25 SUTTON, Maurice

Opponent	Date	gs	min	Total		3-Pointers		Free throws		Rebounds				pf	a	t/o	blk	stl	pts	avg
				fg-fga	pct	3fg-fga	pct	ft-fa	pct	off	def	tot	avg							
FAIRLEIGH DICKINSON	11/13/09		6	2-2	1.000	0-0	.000	1-2	.500	1	0	1	1.0	2	0	0	1	0	5	5.0
PENN	11/16/09		14	3-5	.600	0-0	.000	1-2	.500	2	3	5	3.0	3	0	2	1	0	7	6.0
vs George Mason	11/19/09		17	1-1	1.000	0-0	.000	1-3	.333	3	1	4	3.3	5	0	1	1	0	3	5.0
vs #18 Dayton	11/20/09	*	30	2-4	.500	0-0	.000	0-0	.000	3	5	8	4.5	2	1	2	2	0	4	4.8
vs Ole Miss	11/22/09	*	20	1-3	.333	0-0	.000	2-2	1.000	1	4	5	4.6	2	0	4	1	0	4	4.6
LA SALLE	11/28/09	*	23	1-4	.250	0-0	.000	1-2	.500	2	3	5	4.7	4	2	1	5	0	3	4.3
DREXEL	12/02/09	*	23	1-1	1.000	0-0	.000	0-0	.000	0	3	3	4.4	4	0	1	3	1	2	4.0
vs Maryland	12/06/09	*	17	1-2	.500	0-0	.000	0-0	.000	4	0	4	4.4	5	0	1	1	0	2	3.8
at Saint Joseph's	12/09/09	*	18	1-6	.167	0-0	.000	2-3	.667	3	3	6	4.6	4	0	0	0	0	4	3.8
at Temple	12/13/09	*	6	0-1	.000	0-0	.000	1-2	.500	1	0	1	4.2	3	0	1	1	0	1	3.5
at FORDHAM	12/19/09		5	0-0	.000	0-0	.000	0-0	.000	1	0	1	3.9	0	0	1	0	0	0	3.2
at Marquette	01/02/10		1	0-0	.000	0-0	.000	0-0	.000	0	0	0	3.6	0	0	0	0	0	0	2.9
DEPAUL	01/06/10		9	1-1	1.000	0-0	.000	0-0	.000	2	2	4	3.6	2	0	2	1	0	2	2.8
at Louisville	01/11/10		1	0-0	.000	0-0	.000	0-0	.000	0	0	0	3.4	0	0	0	0	0	0	2.6
#11 GEORGETOWN	01/17/10		2	0-0	.000	0-0	.000	0-0	.000	0	1	1	3.2	0	0	0	0	0	0	2.5
at Rutgers	01/20/10		6	0-1	.000	0-0	.000	0-0	.000	1	1	2	3.1	1	0	0	1	0	0	2.3
at St. John's	01/23/10		3	1-2	.500	0-0	.000	0-0	.000	0	2	2	3.1	2	0	0	0	0	2	2.3
NOTRE DAME	01/27/10		3	0-1	.000	0-0	.000	0-0	.000	0	0	0	2.9	0	0	0	0	0	0	2.2
at #7 Georgetown	02/06/10		7	0-0	.000	0-0	.000	0-0	.000	2	0	2	2.8	2	0	0	2	1	0	2.1
at #5 West Virginia	02/08/10		11	1-2	.500	0-0	.000	0-0	.000	0	1	1	2.8	1	0	2	0	0	2	2.1
PROVIDENCE	02/13/10		1	0-0	.000	0-0	.000	0-0	.000	0	0	0	2.6	0	0	0	0	0	0	2.0
CONNECTICUT	02/15/10		9	0-0	.000	0-0	.000	2-2	1.000	0	2	2	2.6	5	0	0	1	1	2	2.0
at PITT	02/21/10		3	0-0	.000	0-0	.000	0-0	.000	0	0	0	2.5	0	0	0	0	0	0	1.9
Totals		7	235	16-36	.444	0-0	.000	11-18	.611	26	31	57	2.5	47	3	18	21	3	43	1.9

Games played: 23  
Minutes/game: 10.2  
Points/game: 1.9  
FG Pct: 44.4  
FT Pct: 61.1

Rebounds/game: 2.5  
Assists/game: 0.1  
Turnovers/game: 0.8  
Assist/turnover ratio: 0.2  
Steals/game: 0.1  
Blocks/game: 0.9

The Automated ScoreBook  
Villanova Individual Game-by-Game (as of Mar 02, 2010)  
All games

#31 KING, Taylor

Opponent	Date	gs	min	Total		3-Pointers		Free throws		Rebounds				pf	a	t/o	blk	stl	pts	avg	
				fg-fga	pct	3fg-fga	pct	ft-fta	pct	off	def	tot	avg								
FAIRLEIGH DICKINSON	11/13/09		20	3-7	.429	1-3	.333	2-2	1.000	2	5	7	7.0	1	1	0	1	0	9	9.0	
PENN	11/16/09		23	5-7	.714	2-3	.667	2-2	1.000	4	3	7	7.0	1	1	0	0	1	14	11.5	
vs George Mason	11/19/09	*	17	3-5	.600	2-3	.667	0-1	.000	4	0	4	6.0	5	0	2	0	0	8	10.3	
vs #18 Dayton	11/20/09		31	4-9	.444	4-8	.500	2-4	.500	3	6	9	6.8	2	0	1	0	1	14	11.3	
vs Ole Miss	11/22/09		29	3-9	.333	0-4	.000	3-4	.750	2	9	11	7.6	2	1	2	0	2	9	10.8	
LA SALLE	11/28/09	*	10	4-5	.800	1-2	.500	0-0	.000	1	2	3	6.8	5	0	1	0	4	9	10.5	
DREXEL	12/02/09		23	6-11	.545	4-6	.667	0-0	.000	1	4	5	6.6	2	0	0	1	2	16	11.3	
vs Maryland	12/06/09		30	5-17	.294	3-8	.375	0-0	.000	2	4	6	6.5	1	0	1	0	3	13	11.5	
at Saint Joseph's	12/09/09		27	7-15	.467	4-8	.500	2-2	1.000	2	7	9	6.8	4	2	1	0	1	20	12.4	
at Temple	12/13/09		33	2-5	.400	2-3	.667	0-0	.000	1	6	7	6.8	5	0	0	0	2	6	11.8	
at FORDHAM	12/19/09	*	17	2-4	.500	1-2	.500	0-0	.000	1	2	3	6.5	2	1	0	0	0	5	11.2	
DELAWARE	12/23/09		23	5-8	.625	1-3	.333	8-8	1.000	6	6	12	6.9	1	0	2	0	0	19	11.8	
at Marquette	01/02/10		20	3-5	.600	0-1	.000	0-0	.000	1	5	6	6.8	4	2	1	0	0	6	11.4	
DEPAUL	01/06/10		19	2-3	.667	2-3	.667	0-0	.000	0	3	3	6.6	1	2	1	0	0	6	11.0	
MARQUETTE	01/09/10		17	3-4	.750	0-1	.000	0-0	.000	1	5	6	6.5	2	1	2	0	0	6	10.7	
at Louisville	01/11/10		23	4-6	.667	1-2	.500	3-3	1.000	2	5	7	6.6	3	1	1	0	0	12	10.8	
#11 GEORGETOWN	01/17/10		19	2-5	.400	0-3	.000	2-4	.500	2	4	6	6.5	3	2	0	0	1	6	10.5	
at Rutgers	01/20/10		12	2-6	.333	1-2	.500	0-0	.000	1	1	2	6.3	4	1	0	1	0	5	10.2	
at St. John's	01/23/10		18	0-6	.000	0-3	.000	1-2	.500	2	4	6	6.3	2	0	1	2	0	1	9.7	
NOTRE DAME	01/27/10		22	3-9	.333	2-6	.333	0-0	.000	2	2	4	6.2	3	0	1	1	0	8	9.6	
SETON HALL	02/02/10		20	1-6	.167	0-4	.000	1-2	.500	1	4	5	6.1	2	0	2	1	0	3	9.3	
at #7 Georgetown	02/06/10		14	2-4	.500	2-3	.667	0-0	.000	1	0	1	5.9	5	0	2	1	0	6	9.1	
at #5 West Virginia	02/08/10		21	0-6	.000	0-3	.000	0-0	.000	2	6	8	6.0	4	0	2	3	0	0	8.7	
PROVIDENCE	02/13/10		13	1-4	.250	1-2	.500	0-0	.000	1	1	2	5.8	4	1	1	0	3	3	8.5	
CONNECTICUT	02/15/10		15	0-6	.000	0-6	.000	0-0	.000	1	5	6	5.8	1	0	1	0	1	0	8.2	
at PITT	02/21/10		18	2-3	.667	1-2	.500	0-0	.000	0	6	6	5.8	5	1	1	2	0	5	8.0	
USF	02/24/10		10	2-2	1.000	1-1	1.000	0-0	.000	1	2	3	5.7	4	0	1	1	0	5	7.9	
at Syracuse	2/27/10		17	2-7	.286	2-7	.286	0-0	.000	1	7	8	5.8	1	0	1	0	0	6	7.9	
at Cincinnati	03/02/10		22	1-4	.250	0-3	.000	2-3	.667	3	2	5	5.8	5	1	1	0	1	4	7.7	
Totals			3	583	79-188	.420	38-105	.362	28-37	.757	51	116	167	5.8	84	18	29	14	22	224	7.7

Games played: 29  
Minutes/game: 20.1  
Points/game: 7.7  
FG Pct: 42.0  
3FG Pct: 36.2  
FT Pct: 75.7

Rebounds/game: 5.8  
Assists/game: 0.6  
Turnovers/game: 1.0  
Assist/turnover ratio: 0.6  
Steals/game: 0.8  
Blocks/game: 0.5

The Automated ScoreBook  
 Villanova Individual Game-by-Game (as of Mar 02, 2010)  
 All games

#34 ARMWOOD, Isaiah

Opponent	Date	gs	min	Total		3-Pointers		Free throws		Rebounds				pf	a	t/o	blk	stl	pts	avg
				fg-fga	pct	3fg-fga	pct	ft-fa	pct	off	def	tot	avg							
FAIRLEIGH DICKINSON	11/13/09	1		0-1	.000	0-0	.000	0-0	.000	0	0	0	0.0	1	0	0	0	0	0	0.0
PENN	11/16/09	13		0-1	.000	0-0	.000	0-0	.000	0	3	3	1.5	3	0	0	0	0	0	0.0
vs George Mason	11/19/09	4		1-1	1.000	1-1	1.000	0-0	.000	0	0	0	1.0	1	0	0	1	0	3	1.0
vs #18 Dayton	11/20/09	7		1-1	1.000	0-0	.000	2-2	1.000	0	0	0	0.8	1	0	0	0	0	4	1.8
LA SALLE	11/28/09	8		1-2	.500	0-0	.000	2-2	1.000	1	0	1	0.8	3	0	1	0	1	4	2.2
DREXEL	12/02/09	7		1-2	.500	0-0	.000	0-0	.000	0	1	1	0.8	0	0	0	0	0	2	2.2
vs Maryland	12/06/09	4		0-0	.000	0-0	.000	0-0	.000	1	0	1	0.9	3	0	0	1	0	0	1.9
at Saint Joseph's	12/09/09	5		1-1	1.000	0-0	.000	0-0	.000	0	1	1	0.9	1	0	1	1	0	2	1.9
at Temple	12/13/09	2		0-0	.000	0-0	.000	0-0	.000	0	0	0	0.8	1	0	0	0	0	0	1.7
at FORDHAM	12/19/09	17		0-3	.000	0-0	.000	0-0	.000	2	2	4	1.1	2	2	0	0	1	0	1.5
DELAWARE	12/23/09	13		1-4	.250	0-0	.000	0-0	.000	1	1	2	1.2	2	0	0	2	0	2	1.5
at Marquette	01/02/10	14		2-3	.667	0-0	.000	0-0	.000	0	2	2	1.3	1	0	0	0	0	4	1.8
DEPAUL	01/06/10 *	19		3-4	.750	0-0	.000	0-0	.000	3	4	7	1.7	2	0	1	0	5	6	2.1
MARQUETTE	01/09/10	4		0-0	.000	0-0	.000	0-0	.000	0	0	0	1.6	1	0	0	0	0	0	1.9
at Louisville	01/11/10	10		0-1	.000	0-0	.000	1-2	.500	0	0	0	1.5	3	0	2	0	1	1	1.9
#11 GEORGETOWN	01/17/10	11		0-2	.000	0-0	.000	1-2	.500	0	2	2	1.5	3	0	0	1	1	1	1.8
at Rutgers	01/20/10	15		4-4	1.000	0-0	.000	1-1	1.000	1	3	4	1.6	0	1	1	0	0	9	2.2
at St. John's	01/23/10	16		2-2	1.000	0-0	.000	0-1	.000	0	1	1	1.6	3	0	1	1	0	4	2.3
NOTRE DAME	01/27/10	6		0-0	.000	0-0	.000	0-0	.000	0	0	0	1.5	4	0	0	0	0	0	2.2
SETON HALL	02/02/10	15		0-0	.000	0-0	.000	2-2	1.000	2	3	5	1.7	1	0	1	1	1	2	2.2
at #7 Georgetown	02/06/10	20		0-3	.000	0-1	.000	0-2	.000	2	3	5	1.9	4	0	0	2	0	0	2.1
at #5 West Virginia	02/08/10	18		4-6	.667	0-0	.000	0-0	.000	4	0	4	2.0	0	0	2	0	0	8	2.4
PROVIDENCE	02/13/10	15		1-2	.500	0-0	.000	3-4	.750	1	4	5	2.1	3	1	0	0	0	5	2.5
CONNECTICUT	02/15/10	18		1-2	.500	0-0	.000	1-2	.500	1	1	2	2.1	3	0	0	0	1	3	2.5
at PITT	02/21/10	11		0-1	.000	0-0	.000	0-0	.000	1	3	4	2.2	0	0	1	0	0	0	2.4
USF	02/24/10	14		0-1	.000	0-0	.000	2-4	.500	1	1	2	2.2	1	0	0	0	1	2	2.4
at Syracuse	2/27/10	16		2-5	.400	0-0	.000	0-1	.000	2	1	3	2.2	4	2	2	0	0	4	2.4
at Cincinnati	03/02/10	2		0-0	.000	0-0	.000	0-0	.000	0	0	0	2.1	0	0	0	0	0	0	2.4
Totals		1	305	25-52	.481	1-2	.500	15-25	.600	23	36	59	2.1	51	6	13	10	12	66	2.4

Games played: 28  
 Minutes/game: 10.9  
 Points/game: 2.4  
 FG Pct: 48.1  
 3FG Pct: 50.0  
 FT Pct: 60.0

Rebounds/game: 2.1  
 Assists/game: 0.2  
 Turnovers/game: 0.5  
 Assist/turnover ratio: 0.5  
 Steals/game: 0.4  
 Blocks/game: 0.4

**(Mar 02, 2010)**  
**Individual Career History**

**ARMWOOD, Isaiah**

Season	gp-gs	min/avg	Total		3-Point		F-Throws		Rebounds				Scoring							
			fg-fga	pct	fg-fga	pct	ft-fta	pct	off	def	tot	avg	pf	fo	ast	to	blk	stl	pts	avg
2009-10	28-1	305/10.9	25-52	.481	1-2	.500	15-25	.600	23	36	59	2.1	51	0	6	13	10	12	66	2.4
TOTAL	28-1	305/10.9	25-52	.481	1-2	.500	15-25	.600	23	36	59	2.1	51	0	6	13	10	12	66	2.4

**CHEEK, Dominic**

Season	gp-gs	min/avg	Total		3-Point		F-Throws		Rebounds				Scoring							
			fg-fga	pct	fg-fga	pct	ft-fta	pct	off	def	tot	avg	pf	fo	ast	to	blk	stl	pts	avg
2009-10	29-0	393/13.6	53-117	.453	12-38	.316	32-49	.653	36	38	74	2.6	27	0	12	21	8	12	150	5.2
TOTAL	29-0	393/13.6	53-117	.453	12-38	.316	32-49	.653	36	38	74	2.6	27	0	12	21	8	12	150	5.2

**FISHER, Corey**

Season	gp-gs	min/avg	Total		3-Point		F-Throws		Rebounds				Scoring							
			fg-fga	pct	fg-fga	pct	ft-fta	pct	off	def	tot	avg	pf	fo	ast	to	blk	stl	pts	avg
2007-08	34-21	744/21.9	104-294	.354	41-124	.331	59-79	.747	11	49	60	1.8	61	1	92	68	0	36	308	9.1
2008-09	38-12	925/24.3	127-296	.429	30-94	.319	126-162	.778	22	67	89	2.3	93	2	107	76	2	47	410	10.8
2009-10	29-29	779/26.9	122-268	.455	34-89	.382	119-151	.788	21	65	86	3.0	73	1	116	59	6	38	397	13.7
TOTAL	101-62	2448/24.2	353-858	.411	105-307	.342	304-392	.776	54	181	235	2.3	227	4	315	203	8	121	1115	11.0

**KING, Taylor**

Season	gp-gs	min/avg	Total		3-Point		F-Throws		Rebounds				Scoring							
			fg-fga	pct	fg-fga	pct	ft-fta	pct	off	def	tot	avg	pf	fo	ast	to	blk	stl	pts	avg
2009-10	29-3	583/20.1	79-188	.420	38-105	.362	28-37	.757	51	116	167	5.8	84	6	18	29	14	22	224	7.7
TOTAL	29-3	583/20.1	79-188	.420	38-105	.362	28-37	.757	51	116	167	5.8	84	6	18	29	14	22	224	7.7

**PENA, Antonio**

Season	gp-gs	min/avg	Total		3-Point		F-Throws		Rebounds				Scoring							
			fg-fga	pct	fg-fga	pct	ft-fta	pct	off	def	tot	avg	pf	fo	ast	to	blk	stl	pts	avg
2007-08	35-19	678/19.4	86-183	.470	2-6	.333	67-96	.698	52	97	149	4.3	84	2	34	63	11	19	241	6.9
2008-09	37-20	652/17.6	64-133	.481	0-1	.000	61-89	.685	54	100	154	4.2	89	4	38	47	19	10	189	5.1
2009-10	29-28	744/25.7	116-202	.574	0-1	.000	89-127	.701	71	145	216	7.4	93	8	30	54	15	30	321	11.1
TOTAL	101-67	2074/20.5	266-518	.514	2-8	.250	217-312	.696	177	342	519	5.1	266	14	102	164	45	59	751	7.4

**REDDING, Reggie**

Season	gp-gs	min/avg	Total		3-Point		F-Throws		Rebounds				Scoring							
			fg-fga	pct	fg-fga	pct	ft-fta	pct	off	def	tot	avg	pf	fo	ast	to	blk	stl	pts	avg
2006-07	28-3	443/15.8	28-88	.318	7-40	.175	16-25	.640	21	45	66	2.4	43	0	27	25	5	23	79	2.8
2007-08	35-18	722/20.6	55-140	.393	9-36	.250	43-68	.632	24	66	90	2.6	85	2	59	32	12	39	162	4.6
2008-09	38-22	1096/28.8	96-217	.442	20-66	.303	59-83	.711	61	127	188	4.9	100	2	116	72	20	43	271	7.1
2009-10	19-19	512/26.9	54-123	.439	12-28	.429	24-39	.615	27	60	87	4.6	55	1	50	30	9	28	144	7.6
TOTAL	120-62	2773/23.1	233-568	.410	48-170	.282	142-215	.660	133	298	431	3.6	283	5	252	159	46	133	656	5.5

**REYNOLDS, Scottie**

Season	gp-gs	min/avg	Total		3-Point		F-Throws		Rebounds				Scoring							
			fg-fga	pct	fg-fga	pct	ft-fta	pct	off	def	tot	avg	pf	fo	ast	to	blk	stl	pts	avg
2006-07	33-32	978/29.6	139-359	.387	64-170	.376	145-176	.824	12	82	94	2.8	86	3	133	102	4	46	487	14.8
2007-08	35-34	1139/32.5	164-398	.412	79-206	.383	148-190	.779	17	90	107	3.1	75	2	113	107	1	51	555	15.9
2008-09	38-38	1223/32.2	168-420	.400	75-215	.349	167-205	.815	20	89	109	2.9	88	3	128	100	4	59	578	15.2
2009-10	29-29	861/29.7	168-344	.488	64-154	.416	147-177	.831	16	59	75	2.6	61	0	98	76	4	47	547	18.9
TOTAL	135-133	4201/31.1	639-1521	.420	282-745	.379	607-748	.811	65	320	385	2.9	310	8	472	385	13	203	2167	16.1

**(Mar 02, 2010)**  
**Individual Career History**

**STOKES, Corey**

Season	gp-gs	min/avg	Total		3-Point		F-Throws		Rebounds				Scoring							
			fg-fga	pct	fg-fga	pct	ft-fta	pct	off	def	tot	avg	pf	fo	ast	to	blk	stl	pts	avg
2007-08	35-4	642/18.3	74-202	.366	40-135	.296	37-42	.881	18	66	84	2.4	59	1	19	31	3	14	225	6.4
2008-09	38-13	868/22.8	110-268	.410	76-182	.418	56-66	.848	24	105	129	3.4	70	0	37	40	10	26	352	9.3
2009-10	28-25	703/25.1	82-210	.390	46-132	.348	41-47	.872	33	79	112	4.0	66	3	26	30	12	16	251	9.0
<b>TOTAL</b>	<b>101-42</b>	<b>2213/21.9</b>	<b>266-680</b>	<b>.391</b>	<b>162-449</b>	<b>.361</b>	<b>134-155</b>	<b>.865</b>	<b>75</b>	<b>250</b>	<b>325</b>	<b>3.2</b>	<b>195</b>	<b>4</b>	<b>82</b>	<b>101</b>	<b>25</b>	<b>56</b>	<b>828</b>	<b>8.2</b>

**SUTTON, Maurice**

Season	gp-gs	min/avg	Total		3-Point		F-Throws		Rebounds				Scoring							
			fg-fga	pct	fg-fga	pct	ft-fta	pct	off	def	tot	avg	pf	fo	ast	to	blk	stl	pts	avg
2009-10	23-7	235/10.2	16-36	.444	0-0	.000	11-18	.611	26	31	57	2.5	47	3	3	18	21	3	43	1.9
<b>TOTAL</b>	<b>23-7</b>	<b>235/10.2</b>	<b>16-36</b>	<b>.444</b>	<b>0-0</b>	<b>.000</b>	<b>11-18</b>	<b>.611</b>	<b>26</b>	<b>31</b>	<b>57</b>	<b>2.5</b>	<b>47</b>	<b>3</b>	<b>3</b>	<b>18</b>	<b>21</b>	<b>3</b>	<b>43</b>	<b>1.9</b>

**WAYNS, Maalik**

Season	gp-gs	min/avg	Total		3-Point		F-Throws		Rebounds				Scoring							
			fg-fga	pct	fg-fga	pct	ft-fta	pct	off	def	tot	avg	pf	fo	ast	to	blk	stl	pts	avg
2009-10	29-0	433/14.9	67-157	.427	17-49	.347	52-64	.813	9	33	42	1.4	52	1	38	40	1	18	203	7.0
<b>TOTAL</b>	<b>29-0</b>	<b>433/14.9</b>	<b>67-157</b>	<b>.427</b>	<b>17-49</b>	<b>.347</b>	<b>52-64</b>	<b>.813</b>	<b>9</b>	<b>33</b>	<b>42</b>	<b>1.4</b>	<b>52</b>	<b>1</b>	<b>38</b>	<b>40</b>	<b>1</b>	<b>18</b>	<b>203</b>	<b>7.0</b>

**WOOTEN, Russell**

Season	gp-gs	min/avg	Total		3-Point		F-Throws		Rebounds				Scoring							
			fg-fga	pct	fg-fga	pct	ft-fta	pct	off	def	tot	avg	pf	fo	ast	to	blk	stl	pts	avg
2008-09	14-0	21/1.5	0-0	.000	0-0	.000	0-0	.000	2	0	2	0.1	3	0	0	0	0	0	0	0.0
2009-10	8-0	11/1.4	2-2	1.000	0-0	.000	0-0	.000	2	1	3	0.4	1	0	0	1	0	0	4	0.5
<b>TOTAL</b>	<b>22-0</b>	<b>32/1.5</b>	<b>2-2</b>	<b>1.000</b>	<b>0-0</b>	<b>.000</b>	<b>0-0</b>	<b>.000</b>	<b>4</b>	<b>1</b>	<b>5</b>	<b>0.2</b>	<b>4</b>	<b>0</b>	<b>0</b>	<b>1</b>	<b>0</b>	<b>0</b>	<b>4</b>	<b>0.2</b>

**YAROU, Mouphtaou**

Season	gp-gs	min/avg	Total		3-Point		F-Throws		Rebounds				Scoring							
			fg-fga	pct	fg-fga	pct	ft-fta	pct	off	def	tot	avg	pf	fo	ast	to	blk	stl	pts	avg
2009-10	17-4	238/14.0	27-46	.587	0-0	.000	13-22	.591	28	30	58	3.4	40	1	8	18	16	4	67	3.9
<b>TOTAL</b>	<b>17-4</b>	<b>238/14.0</b>	<b>27-46</b>	<b>.587</b>	<b>0-0</b>	<b>.000</b>	<b>13-22</b>	<b>.591</b>	<b>28</b>	<b>30</b>	<b>58</b>	<b>3.4</b>	<b>40</b>	<b>1</b>	<b>8</b>	<b>18</b>	<b>16</b>	<b>4</b>	<b>67</b>	<b>3.9</b>

**The Automated ScoreBook**  
**Villanova Season/Career Statistics (as of Mar 02, 2010)**  
**All games**

SEASON STATISTICS

CAREER STATISTICS

SUMMARY	gp-gs	min/g	fg%	3fg%	ft%	r/g	a/g	stl	blk	pts/g	gp-gs	min/g	fg%	3fg%	ft%	r/g	a/g	stl	blk	pts/g
REYNOLDS, Scottie	29-29	29.7	.488	.416	.831	2.6	3.4	47	4	18.9	135-133	31.1	.420	.379	.811	2.9	3.5	203	13	16.1
FISHER, Corey	29-29	26.9	.455	.382	.788	3.0	4.0	38	6	13.7	101-62	24.2	.411	.342	.776	2.3	3.1	121	8	11.0
PENA, Antonio	29-28	25.7	.574	.000	.701	7.4	1.0	30	15	11.1	101-67	20.5	.514	.250	.696	5.1	1.0	59	45	7.4
STOKES, Corey	28-25	25.1	.390	.348	.872	4.0	0.9	16	12	9.0	101-42	21.9	.391	.361	.865	3.2	0.8	56	25	8.2
KING, Taylor	29-3	20.1	.420	.362	.757	5.8	0.6	22	14	7.7	29-3	20.1	.420	.362	.757	5.8	0.6	22	14	7.7
REDDING, Reggie	19-19	26.9	.439	.429	.615	4.6	2.6	28	9	7.6	120-62	23.1	.410	.282	.660	3.6	2.1	133	46	5.5
WAYNS, Maalik	29-0	14.9	.427	.347	.813	1.4	1.3	18	1	7.0	29-0	14.9	.427	.347	.813	1.4	1.3	18	1	7.0
CHEEK, Dominic	29-0	13.6	.453	.316	.653	2.6	0.4	12	8	5.2	29-0	13.6	.453	.316	.653	2.6	0.4	12	8	5.2
YAROU, Mouphtaou	17-4	14.0	.587	.000	.591	3.4	0.5	4	16	3.9	17-4	14.0	.587	.000	.591	3.4	0.5	4	16	3.9
ARMWOOD, Isaiah	28-1	10.9	.481	.500	.600	2.1	0.2	12	10	2.4	28-1	10.9	.481	.500	.600	2.1	0.2	12	10	2.4
SUTTON, Maurice	23-7	10.2	.444	.000	.611	2.5	0.1	3	21	1.9	23-7	10.2	.444	.000	.611	2.5	0.1	3	21	1.9
WOOTEN, Russell	8-0	1.4	1.000	.000	.000	0.4	0.0	0	0	0.5	22-0	1.5	1.000	.000	.000	0.2	0.0	0	0	0.2
COLENDIA, Jason	1-0	3.0	.000	.000	.000	0.0	0.0	1	0	0.0	28-0	1.4	.000	.000	.667	0.2	0.1	1	0	0.1

SCORING	fg-fga	fg%	3fg-fga	3fg%	ft-fta	ft%	pts	pts/g	fg-fga	fg%	3fg-fga	3fg%	ft-fta	ft%	pts	pts/g
REYNOLDS, Scottie	168-344	.488	64-154	.416	147-177	.831	547	18.9	639-1521	.420	282-745	.379	607-748	.811	2167	16.1
FISHER, Corey	122-268	.455	34-89	.382	119-151	.788	397	13.7	353-858	.411	105-307	.342	304-392	.776	1115	11.0
PENA, Antonio	116-202	.574	0-1	.000	89-127	.701	321	11.1	266-518	.514	2-8	.250	217-312	.696	751	7.4
STOKES, Corey	82-210	.390	46-132	.348	41-47	.872	251	9.0	266-680	.391	162-449	.361	134-155	.865	828	8.2
KING, Taylor	79-188	.420	38-105	.362	28-37	.757	224	7.7	79-188	.420	38-105	.362	28-37	.757	224	7.7
REDDING, Reggie	54-123	.439	12-28	.429	24-39	.615	144	7.6	233-568	.410	48-170	.282	142-215	.660	656	5.5
WAYNS, Maalik	67-157	.427	17-49	.347	52-64	.813	203	7.0	67-157	.427	17-49	.347	52-64	.813	203	7.0
CHEEK, Dominic	53-117	.453	12-38	.316	32-49	.653	150	5.2	53-117	.453	12-38	.316	32-49	.653	150	5.2
YAROU, Mouphtaou	27-46	.587	0-0	.000	13-22	.591	67	3.9	27-46	.587	0-0	.000	13-22	.591	67	3.9
ARMWOOD, Isaiah	25-52	.481	1-2	.500	15-25	.600	66	2.4	25-52	.481	1-2	.500	15-25	.600	66	2.4
SUTTON, Maurice	16-36	.444	0-0	.000	11-18	.611	43	1.9	16-36	.444	0-0	.000	11-18	.611	43	1.9
WOOTEN, Russell	2-2	1.000	0-0	.000	0-0	.000	4	0.5	2-2	1.000	0-0	.000	0-0	.000	4	0.2
COLENDIA, Jason	0-0	.000	0-0	.000	0-1	.000	0	0.0	0-1	.000	0-0	.000	2-3	.667	2	0.1

TOTALS	o-reb	d-reb	t-reb	pf	fo	ast	to	a/to	o-reb	d-reb	t-reb	pf	fo	ast	to	a/to
REYNOLDS, Scottie	16	59	75	61	0	98	76	1.3	65	320	385	310	8	472	385	1.2
FISHER, Corey	21	65	86	73	1	116	59	2.0	54	181	235	227	4	315	203	1.6
PENA, Antonio	71	145	216	93	8	30	54	0.6	177	342	519	266	14	102	164	0.6
STOKES, Corey	33	79	112	66	3	26	30	0.9	75	250	325	195	4	82	101	0.8
KING, Taylor	51	116	167	84	6	18	29	0.6	51	116	167	84	6	18	29	0.6
REDDING, Reggie	27	60	87	55	1	50	30	1.7	133	298	431	283	5	252	159	1.6
WAYNS, Maalik	9	33	42	52	1	38	40	1.0	9	33	42	52	1	38	40	1.0
CHEEK, Dominic	36	38	74	27	0	12	21	0.6	36	38	74	27	0	12	21	0.6
YAROU, Mouphtaou	28	30	58	40	1	8	18	0.4	28	30	58	40	1	8	18	0.4
ARMWOOD, Isaiah	23	36	59	51	0	6	13	0.5	23	36	59	51	0	6	13	0.5
SUTTON, Maurice	26	31	57	47	3	3	18	0.2	26	31	57	47	3	3	18	0.2
WOOTEN, Russell	2	1	3	1	0	0	1	0.0	4	1	5	4	0	0	1	0.0
COLENDIA, Jason	0	0	0	1	0	0	2	0.0	0	5	5	3	0	2	4	0.5

Villanova University Men's Basketball  
Clutch Free Throw Shooting

NAME	LAST 5 MINUTES			LAST 2 MINUTES AND OT			SEASON			CAREER		
	FT	FTA	FT%	FT	FTA	FT%	FT	FTA	FT%	FT	FTA	FT%
Armwood, Isaiah	3	6	0.500	2	2	1.000	15	25	0.600	15	25	0.600
Cheek, Dominic	8	13	0.615	5	9	0.556	32	49	0.653	32	49	0.653
Colenda, Jason	0	1	0.000	0	1	0.000	0	1	0.000	0	1	0.000
Fisher, Corey	28	36	0.778	18	24	0.750	119	151	0.788	304	392	0.776
King, Taylor*	9	10	0.900	5	6	0.833	28	37	0.757	45	66	0.682
Pena, Antonio	13	16	0.813	7	8	0.875	89	127	0.701	217	312	0.696
Redding, Reggie	11	16	0.688	4	6	0.667	24	39	0.615	142	215	0.660
Reynolds, Scottie	47	55	0.855	34	38	0.895	147	177	0.831	607	748	0.811
Stokes, Corey	8	8	1.000	2	2	1.000	41	47	0.872	134	155	0.865
Sutton, Maurice	4	6	0.667	1	2	0.500	11	18	0.611	11	18	0.611
Wayns, Maalik	14	14	1.000	8	8	1.000	52	64	0.813	52	64	0.813
Wooten, Russell	0	0	---	0	0	---	0	0	---	0	0	---
Yarou, Mouphtaou	4	5	0.800	2	3	0.667	13	22	0.591	13	22	0.591
<b>TEAM TOTALS</b>	<b>149</b>	<b>186</b>	<b>0.801</b>	<b>88</b>	<b>109</b>	<b>0.807</b>	<b>571</b>	<b>757</b>	<b>0.754</b>			
* Taylor King's career free throw stats include his 2007-08 season at Duke												

Villanova University Men's Basketball  
Career Three-Point Shooting

OVERAL SEASON GAMES							
3-PTRS MADE	NUMBER	3-PTRS ATTEMPTED	NUMBER	3-POINT PCT.	NUMBER	3-PTRS PER GAME	NUMBER
					<i>Minimum 125 Made</i>		<i>Minimum 125 Made</i>
Gary Buchanan	337	Allan Ray	850	Gary Buchanan	.398 (337-846)	Gary Buchanan	2.76 (337 in 122 G)
Allan Ray	312	Gary Buchanan	846	Doug West	.394 (143-363)	Allan Ray	2.40 (312 in 130 G)
<b>Scottie Reynolds</b>	<b>282</b>	<b>Scottie Reynolds</b>	<b>745</b>	Kerry Kittles	.394 (278-706)	Kerry Kittles	2.28 (278 in 122 G)
Kerry Kittles	278	Kerry Kittles	706	Greg Woodard	.384 (188-489)	<b>Scottie Reynolds</b>	<b>2.09 (282 in 135 G)</b>
Mike Nardi	251	Mike Nardi	664	Eric Eberz	.381 (223-586)	Mike Nardi	1.95 (251 in 129 G)
Eric Eberz	223	Randy Foye	647	<b>Scottie Reynolds</b>	<b>.379 (282-745)</b>	Eric Eberz	1.86 (223 in 120 G)
Randy Foye	213	Jermaine Medley	591	Mike Nardi	.378 (251-664)	Randy Foye	1.63 (213 in 131 G)
Jermaine Medley	198	Eric Eberz	586	Chris Walker	.367 (188-512)	Jermaine Medley	1.61 (198 in 123 G)
Greg Woodard	188	Chris Walker	512	Allan Ray	.367 (312-850)	<b>Corey Stokes</b>	<b>1.60 (162 in 101 G)</b>
Chris Walker	188	Greg Woodard	489	<b>Corey Stokes</b>	<b>.361 (162-449)</b>	Chris Walker	1.53 (188 in 123 G)
				0.37852349			
BIG EAST GAMES							
3-PTRS MADE	NUMBER	3-PTRS ATTEMPTED	NUMBER	3-POINT PCT.	NUMBER	3-PTRS PER GAME	NUMBER
					<i>Minimum 75 Made</i>		<i>Minimum 75 Made</i>
Allan Ray	168	Gary Buchanan	448	Kerry Kittles	.410 (166-405)	Allan Ray	2.67 (168 in 63 G)
Gary Buchanan	167	Allan Ray	440	Greg Woodard	.400 (102-255)	Gary Buchanan	2.65 (167 in 63 G)
Kerry Kittles	166	Kerry Kittles	405	<b>Scottie Reynolds</b>	<b>.391 (158-404)</b>	Kerry Kittles	2.41 (166 in 69 G)
<b>Scottie Reynolds</b>	<b>158</b>	<b>Scottie Reynolds</b>	<b>404</b>	Eric Eberz	.387 (126-326)	<b>Scottie Reynolds</b>	<b>2.29 (158 in 69 G)</b>
Mike Nardi	128	Mike Nardi	345	Allan Ray	.382 (168-440)	Mike Nardi	2.06 (128 in 62 G)
Eric Eberz	126	Eric Eberz	326	Alvin Williams	.377 (84-223)	Eric Eberz	1.85 (126 in 68 G)
Jermaine Medley	111	Jermaine Medley	317	<b>Corey Stokes</b>	<b>.374 (82-219)</b>	Jermaine Medley	1.68 (111 in 66 G)
Randy Foye	104	Randy Foye	315	Gary Buchanan	.373 (167-448)	Randy Foye	1.63 (104 in 64 G)
Greg Woodard	102	Chris Walker	263	Mike Nardi	.371 (128-345)	<b>Corey Stokes</b>	<b>1.58 (82 in 52 G)</b>
Chris Walker	96	John Celestand	256	Brian Lynch	.367 (90-245)	Greg Woodard	1.55 (102 in 66 G)
<b>NOTES</b>							
The NCAA instituted the three-point shot for men's basketball before the start of the 1986-87 season.							
Villanova has made at least one three-pointer in 433 straight games since making none against Kentucky on February 9, 1997 (0-for-3) in a 93-56 loss.							
The Wildcats have made at least one three-pointer in 770 of 777 games (99.1 percent) since the advent of the three-point rule.							
In Big East games, Villanova has at least one three-pointer in 402 of 406 games (99.0 percent) since 1986-87.							
Villanova has made at least one three-pointer in 358 straight Big East games since going 0-for-5 in a 74-60 victory over St. John's on March 4, 1989.							
The Wildcats have an all-time team three-point shooting percentage of .357 (4828-13520).							
In Big East games, Villanova has an all-time team three-point shooting percentage of .355 (2543-7156).							

**The Automated ScoreBook**  
**Villanova Season Schedule/Results & Leaders (as of Mar 02, 2010)**  
**All games**

<b>RECORD:</b>	<b>OVERALL</b>	<b>HOME</b>	<b>AWAY</b>	<b>NEUTRAL</b>
ALL GAMES	24-5	12-1	8-4	4-0
CONFERENCE	13-4	7-1	6-3	0-0
NON-CONFERENCE	11-1	5-0	2-1	4-0

<b>Date</b>	<b>Opponent</b>	<b>Score</b>	<b>Att.</b>	<b>High Points</b>	<b>High Rebounds</b>
11/13/09	FAIRLEIGH DICKINSON	W 84-61	6500	(20)STOKES, Corey	(10)PENA, Antonio
11/16/09	PENN	W 103-65	6500	(16)WAYNS, Maalik	(10)PENA, Antonio
11/19/09	vs George Mason	W 69-68	5073	(18)REYNOLDS, Scottie	(12)PENA, Antonio
11/20/09	vs #18 Dayton	W 71-65	5762	(18)FISHER, Corey	(9)KING, Taylor
11/22/09	vs Ole Miss	W 79-67	8357	(21)REYNOLDS, Scottie	(16)PENA, Antonio
11/28/09	LA SALLE	W 81-63	6500	(14)PENA, Antonio (14)REYNOLDS, Scottie	(8)PENA, Antonio
12/02/09	DREXEL	W 77-58	6500	(19)PENA, Antonio	(11)PENA, Antonio
12/06/09	vs Maryland	W 95-86	16389	(25)REYNOLDS, Scottie	(11)PENA, Antonio
12/09/09	at Saint Joseph's	W 97-89	8722	(22)REYNOLDS, Scottie	(9)KING, Taylor
12/13/09	at Temple	65-75 L	8449	(23)REYNOLDS, Scottie	(7)KING, Taylor (7)REYNOLDS, Scottie
12/19/09	at FORDHAM	W 96-58	5137	(17)PENA, Antonio (17)FISHER, Corey (17)REYNOLDS, Scottie	(10)STOKES, Corey
12/23/09	DELAWARE	W 97-63	6500	(22)REYNOLDS, Scottie	(12)KING, Taylor
01/02/10	*at Marquette	W 74-72	18093	(23)REYNOLDS, Scottie	(8)REDDING, Reggie
01/06/10	*DEPAUL	W 99-72	6500	(21)REYNOLDS, Scottie	(7)ARMWOOD, Isaiah
01/09/10	*MARQUETTE	W 78-76	6500	(16)STOKES, Corey	(6)KING, Taylor
01/11/10	*at Louisville	W 92-84	20076	(36)REYNOLDS, Scottie	(7)KING, Taylor
01/17/10	*#11 GEORGETOWN	W 82-77	20416	(27)REYNOLDS, Scottie	(7)REDDING, Reggie
01/20/10	*at Rutgers	W 94-68	8085	(17)CHEEK, Dominic	(9)PENA, Antonio (9)YAROU, Mouphtaou
01/23/10	*at St. John's	W 81-71	14432	(19)REYNOLDS, Scottie	(6)KING, Taylor
01/27/10	*NOTRE DAME	W 90-72	17619	(17)REYNOLDS, Scottie (17)FISHER, Corey	(10)PENA, Antonio
02/02/10	*SETON HALL	W 81-71	6500	(16)PENA, Antonio	(8)PENA, Antonio
02/06/10	*at #7 Georgetown	90-103 L	10387	(24)REYNOLDS, Scottie (24)FISHER, Corey	(5)ARMWOOD, Isaiah
02/08/10	*at #5 West Virginia	W 82-75	15593	(21)REYNOLDS, Scottie	(9)PENA, Antonio
02/13/10	*PROVIDENCE	W 92-81	18622	(22)REYNOLDS, Scottie (22)FISHER, Corey	(12)PENA, Antonio
02/15/10	*CONNECTICUT	75-84 L	18123	(18)REYNOLDS, Scottie	(6)KING, Taylor
02/21/10	*at PITT	65-70 L	12920	(20)REYNOLDS, Scottie	(9)PENA, Antonio
02/24/10	*USF	W 74-49	6500	(21)REYNOLDS, Scottie	(7)PENA, Antonio
2/27/10	*at Syracuse	77-95 L	34616	(16)REYNOLDS, Scottie	(8)YAROU, Mouphtaou (8)KING, Taylor
03/02/10	*at Cincinnati	W 77-73	11076	(17)REYNOLDS, Scottie	(7)PENA, Antonio

\* - Conference game

<b>Attendance Summary</b>	<b>Games</b>	<b>Attend</b>	<b>Avg/Game</b>
Home	13	133280	10252
Away	12	167586	13966
Neutral	4	35581	8895
Total	29	336447	11602

**The Automated ScoreBook**  
**Villanova Season Box Score (as of Mar 02, 2010)**  
**All games**

<b>RECORD:</b>	<b>OVERALL</b>	<b>HOME</b>	<b>AWAY</b>	<b>NEUTRAL</b>
ALL GAMES	24-5	12-1	8-4	4-0
CONFERENCE	13-4	7-1	6-3	0-0
NON-CONFERENCE	11-1	5-0	2-1	4-0

##	Player	gp-gs	min	Total		3-Point		F-Throw		Rebounds				pf	dq	a	to	blk	stl	pts	avg	
				fg-fga	fg%	3fg-fga	3fg%	ft-fa	ft%	off	def	tot	avg									
01	REYNOLDS, Scottie	29-29	861	29.7	168-344	.488	64-154	.416	147-177	.831	16	59	75	2.6	61	0	98	76	4	47	547	18.9
10	FISHER, Corey	29-29	779	26.9	122-268	.455	34-89	.382	119-151	.788	21	65	86	3.0	73	1	116	59	6	38	397	13.7
00	PENA, Antonio	29-28	744	25.7	116-202	.574	0-1	.000	89-127	.701	71	145	216	7.4	93	8	30	54	15	30	321	11.1
24	STOKES, Corey	28-25	703	25.1	82-210	.390	46-132	.348	41-47	.872	33	79	112	4.0	66	3	26	30	12	16	251	9.0
31	KING, Taylor	29-3	583	20.1	79-188	.420	38-105	.362	28-37	.757	51	116	167	5.8	84	6	18	29	14	22	224	7.7
15	REDDING, Reggie	19-19	512	26.9	54-123	.439	12-28	.429	24-39	.615	27	60	87	4.6	55	1	50	30	9	28	144	7.6
05	WAYNS, Maalik	29-0	433	14.9	67-157	.427	17-49	.347	52-64	.813	9	33	42	1.4	52	1	38	40	1	18	203	7.0
23	CHEEK, Dominic	29-0	393	13.6	53-117	.453	12-38	.316	32-49	.653	36	38	74	2.6	27	0	12	21	8	12	150	5.2
13	YAROU, Mouphtaou	17-4	238	14.0	27-46	.587	0-0	.000	13-22	.591	28	30	58	3.4	40	1	8	18	16	4	67	3.9
34	ARMWOOD, Isaiah	28-1	305	10.9	25-52	.481	1-2	.500	15-25	.600	23	36	59	2.1	51	0	6	13	10	12	66	2.4
25	SUTTON, Maurice	23-7	235	10.2	16-36	.444	0-0	.000	11-18	.611	26	31	57	2.5	47	3	3	18	21	3	43	1.9
12	WOOTEN, Russell	8-0	11	1.4	2-2	1.000	0-0	.000	0-0	.000	2	1	3	0.4	1	0	0	1	0	0	4	0.5
04	COLENDIA, Jason	1-0	3	3.0	0-0	.000	0-0	.000	0-1	.000	0	0	0	0.0	1	0	0	2	0	1	0	0.0
Team											57	51	108		2		8					
Total.....		29	5800		811-1745	.465	224-598	.375	571-757	.754	400	744	1144	39.4	653	24	405	399	116	231	2417	83.3
Opponents.....		29	5800		667-1646	.405	209-633	.330	568-806	.705	359	630	989	34.1	613	-	399	448	128	191	2111	72.8

<b>Score by Periods</b>	<b>1st</b>	<b>2nd</b>	<b>Totals</b>
Villanova	1114	1303	2417
Opponents	945	1166	2111

The Automated ScoreBook  
Villanova Team Game-by-Game (as of Mar 02, 2010)  
All games

TEAM STATISTICS

Opponent	Date	Score		Total		3-Pointers		Free throws		Rebounds				pf	a	t/o	blk	stl	pts	avg
				fg-fga	pct	3fg-fga	pct	ft-fta	pct	off	def	tot	avg							
FAIRLEIGH DICKINSON	11/13/09	84-61	w	27-66	.409	9-26	.346	21-31	.677	16	29	45	45.0	22	16	8	5	4	84	84.0
PENN	11/16/09	103-65	w	37-63	.587	11-21	.524	18-23	.783	13	32	45	45.0	22	19	15	4	8	103	93.5
vs George Mason	11/19/09	69-68	w	19-53	.358	8-25	.320	23-39	.590	19	25	44	44.7	26	9	17	2	5	69	85.3
vs #18 Dayton	11/20/09	71-65	w	22-59	.373	5-19	.263	22-29	.759	14	29	43	44.2	17	12	13	4	4	71	81.8
vs Ole Miss	11/22/09	79-67	w	27-65	.415	4-16	.250	21-27	.778	17	34	51	45.6	19	8	22	6	6	79	81.2
LA SALLE	11/28/09	81-63	w	25-60	.417	6-24	.250	25-31	.806	14	20	34	43.7	26	17	14	7	18	81	81.2
DREXEL	12/02/09	77-58	w	24-52	.462	7-15	.467	22-30	.733	9	35	44	43.7	15	14	13	8	9	77	80.6
vs Maryland	12/06/09	95-86	w	30-75	.400	16-39	.410	19-26	.731	23	22	45	43.9	24	19	14	2	10	95	82.4
at Saint Joseph's	12/09/09	97-89	w	27-58	.466	8-19	.421	35-40	.875	15	27	42	43.7	25	16	16	4	9	97	84.0
at Temple	12/13/09	65-75	L	24-56	.429	8-24	.333	9-11	.818	7	18	25	41.8	19	12	9	2	8	65	82.1
at FORDHAM	12/19/09	96-58	w	36-68	.529	8-23	.348	16-20	.800	14	32	46	42.2	19	19	10	3	12	96	83.4
DELAWARE	12/23/09	97-63	w	33-61	.541	13-25	.520	18-21	.857	12	29	41	42.1	17	15	12	3	7	97	84.5
at Marquette	01/02/10	74-72	w	28-59	.475	3-10	.300	15-22	.682	9	24	33	41.4	17	13	7	0	2	74	83.7
DEPAUL	01/06/10	99-72	w	36-67	.537	10-26	.385	17-19	.895	17	26	43	41.5	19	19	14	2	14	99	84.8
MARQUETTE	01/09/10	78-76	w	28-49	.571	7-15	.467	15-19	.789	5	22	27	40.5	20	17	12	1	6	78	84.3
at Louisville	01/11/10	92-84	w	24-49	.490	9-14	.643	35-49	.714	15	21	36	40.2	34	10	22	3	11	92	84.8
#11 GEORGETOWN	01/17/10	82-77	w	26-63	.413	7-21	.333	23-30	.767	13	26	39	40.2	27	16	11	4	10	82	84.6
at Rutgers	01/20/10	94-68	w	33-66	.500	8-17	.471	20-30	.667	23	29	52	40.8	20	14	13	3	4	94	85.2
at St. John's	01/23/10	81-71	w	28-56	.500	4-14	.286	21-27	.778	13	28	41	40.8	20	10	20	10	5	81	84.9
NOTRE DAME	01/27/10	90-72	w	29-60	.483	10-24	.417	22-28	.786	16	21	37	40.7	23	20	11	2	7	90	85.2
SETON HALL	02/02/10	81-71	w	29-66	.439	6-20	.300	17-24	.708	21	29	50	41.1	16	15	13	5	5	81	85.0
at #7 Georgetown	02/06/10	90-103	L	32-69	.464	9-28	.321	17-23	.739	11	18	29	40.5	38	11	17	6	9	90	85.2
at #5 West Virginia	02/08/10	82-75	w	29-51	.569	5-11	.455	19-22	.864	11	27	38	40.4	24	11	18	3	7	82	85.1
PROVIDENCE	02/13/10	92-81	w	32-68	.471	7-20	.350	21-28	.750	16	31	47	40.7	23	18	15	6	8	92	85.4
CONNECTICUT	02/15/10	75-84	L	26-65	.400	7-24	.292	16-20	.800	13	16	29	40.2	30	9	10	6	13	75	85.0
at PITT	02/21/10	65-70	L	24-53	.453	6-14	.429	11-16	.688	12	22	34	40.0	27	8	13	4	4	65	84.2
USF	02/24/10	74-49	w	27-57	.474	5-15	.333	15-19	.789	11	23	34	39.8	17	9	11	4	13	74	83.8
at Syracuse	2/27/10	77-95	L	28-67	.418	8-28	.286	13-18	.722	15	25	40	39.8	25	15	17	4	8	77	83.6
at Cincinnati	03/02/10	77-73	w	21-44	.477	10-21	.476	25-35	.714	6	24	30	39.4	22	14	12	3	5	77	83.3
Villanova		2417		811-1745	.465	224-598	.375	571-757	.754	400	744	1144	39.4	653	405	399	116	231	2417	83.3
Opponents		2111		667-1646	.405	209-633	.330	568-806	.705	359	630	989	34.1	613	399	448	128	191	2111	72.8

Games played: 29  
Points/game: 83.3  
FG Pct: 46.5  
3FG Pct: 37.5  
FT Pct: 75.4

Rebounds/game: 39.4  
Assists/game: 14.0  
Turnovers/game: 13.8  
Assist/turnover ratio: 1.0  
Steals/game: 8.0  
Blocks/game: 4.0

The Automated ScoreBook  
Villanova Opponent Game-by-Game (as of Mar 02, 2010)  
All games

OPPONENT STATISTICS

Opponent	Date	Score		Total		3-Pointers		Free throws		Rebounds				pf	a	t/o	blk	stl	pts	avg
				fg-fga	pct	3fg-fga	pct	ft-fta	pct	off	def	tot	avg							
FAIRLEIGH DICKINSON	11/13/09	84-61	w	19-48	.396	3-14	.214	20-32	.625	6	29	35	35.0	20	7	15	6	4	61	61.0
PENN	11/16/09	103-65	w	20-58	.345	9-32	.281	16-27	.593	12	15	27	31.0	18	13	14	0	10	65	63.0
vs George Mason	11/19/09	69-68	w	19-47	.404	3-13	.231	27-37	.730	8	23	31	31.0	28	4	14	3	3	68	64.7
vs #18 Dayton	11/20/09	71-65	w	21-55	.382	11-29	.379	12-19	.632	9	26	35	32.0	23	11	17	5	6	65	64.8
vs Ole Miss	11/22/09	79-67	w	24-63	.381	7-21	.333	12-21	.571	12	24	36	32.8	21	10	23	6	9	67	65.2
LA SALLE	11/28/09	81-63	w	21-59	.356	1-10	.100	20-37	.541	27	24	51	35.8	20	10	27	4	7	63	64.8
DREXEL	12/02/09	77-58	w	18-58	.310	11-23	.478	11-20	.550	10	24	34	35.6	20	12	15	2	5	58	63.9
vs Maryland	12/06/09	95-86	w	28-53	.528	9-19	.474	21-27	.778	7	26	33	35.2	23	14	19	4	7	86	66.6
at Saint Joseph's	12/09/09	97-89	w	25-58	.431	10-26	.385	29-38	.763	11	20	31	34.8	27	18	16	4	8	89	69.1
at Temple	12/13/09	65-75	L	26-48	.542	11-22	.500	12-17	.706	7	27	34	34.7	11	20	12	2	1	75	69.7
at FORDHAM	12/19/09	96-58	w	20-62	.323	4-24	.167	14-15	.933	11	19	30	34.3	16	6	17	3	7	58	68.6
DELAWARE	12/23/09	97-63	w	23-59	.390	8-24	.333	9-13	.692	8	17	25	33.5	21	14	14	0	6	63	68.2
at Marquette	01/02/10	74-72	w	22-54	.407	7-24	.292	21-26	.808	9	27	36	33.7	22	16	8	1	5	72	68.5
DEPAUL	01/06/10	99-72	w	22-54	.407	10-26	.385	18-27	.667	11	15	26	33.1	16	16	17	2	9	72	68.7
MARQUETTE	01/09/10	78-76	w	23-53	.434	11-23	.478	19-25	.760	11	18	29	32.9	19	16	11	2	5	76	69.2
at Louisville	01/11/10	92-84	w	19-60	.317	7-33	.212	39-45	.867	23	19	42	33.4	33	12	22	6	12	84	70.1
#11 GEORGETOWN	01/17/10	82-77	w	24-61	.393	9-27	.333	20-27	.741	15	30	45	34.1	25	18	15	8	10	77	70.5
at Rutgers	01/20/10	94-68	w	25-61	.410	7-26	.269	11-21	.524	11	17	28	33.8	23	16	13	8	6	68	70.4
at St. John's	01/23/10	81-71	w	24-61	.393	6-16	.375	17-24	.708	13	19	32	33.7	23	11	12	7	8	71	70.4
NOTRE DAME	01/27/10	90-72	w	23-51	.451	7-22	.318	19-30	.633	14	19	33	33.7	22	18	14	6	6	72	70.5
SETON HALL	02/02/10	81-71	w	29-67	.433	6-19	.316	7-12	.583	11	20	31	33.5	23	18	12	11	7	71	70.5
at #7 Georgetown	02/06/10	90-103	L	27-48	.563	10-19	.526	39-50	.780	4	24	28	33.3	20	21	20	7	5	103	72.0
at #5 West Virginia	02/08/10	82-75	w	25-61	.410	7-27	.259	18-32	.563	18	12	30	33.1	20	13	14	4	5	75	72.1
PROVIDENCE	02/13/10	92-81	w	24-62	.387	9-25	.360	24-33	.727	12	24	36	33.2	25	15	16	4	8	81	72.5
CONNECTICUT	02/15/10	75-84	L	22-46	.478	5-13	.385	35-44	.795	12	28	40	33.5	19	14	17	8	4	84	73.0
at PITT	02/21/10	65-70	L	20-57	.351	4-12	.333	26-34	.765	21	19	40	33.8	18	16	12	6	6	70	72.8
USF	02/24/10	74-49	w	16-42	.381	3-13	.231	14-19	.737	8	21	29	33.6	18	7	23	2	4	49	72.0
at Syracuse	2/27/10	77-95	L	32-74	.432	7-21	.333	24-33	.727	23	26	49	34.1	14	21	10	5	10	95	72.8
at Cincinnati	03/02/10	77-73	w	26-66	.394	7-30	.233	14-21	.667	15	18	33	34.1	25	12	9	2	8	73	72.8
Opponents		2111		667-1646	.405	209-633	.330	568-806	.705	359	630	989	34.1	613	399	448	128	191	2111	72.8
Villanova		2417		811-1745	.465	224-598	.375	571-757	.754	400	744	1144	39.4	653	405	399	116	231	2417	83.3

Games played: 29  
Points/game: 72.8  
FG Pct: 40.5  
3FG Pct: 33.0  
FT Pct: 70.5

Rebounds/game: 34.1  
Assists/game: 13.8  
Turnovers/game: 15.4  
Assist/turnover ratio: 0.9  
Steals/game: 6.6  
Blocks/game: 4.4

**The Automated ScoreBook**  
**Villanova Team Game-by-Game Comparison (as of Mar 02, 2010)**  
**All games**

Opponent	1st	2nd	Score	Mar	Total FG	FG Pct	3-Pointers	3FG Pct	Free Throws	FT Pct	Rebounds	A
FAIRLEIGH DICKINSON	35/34	49/27	84-61	+23	27-66/19-48	.409/.396	9-26/3-14	.346/.214	21-31/20-32	.677/.625	45/35 +10	1
PENN	55/25	48/40	103-65	+38	37-63/20-58	.587/.345	11-21/9-32	.524/.281	18-23/16-27	.783/.593	45/27 +18	1
George Mason	28/37	41/31	69-68	+1	19-53/19-47	.358/.404	8-25/3-13	.320/.231	23-39/27-37	.590/.730	44/31 +13	1
#18 Dayton	37/29	34/36	71-65	+6	22-59/21-55	.373/.382	5-19/11-29	.263/.379	22-29/12-19	.759/.632	43/35 +8	1
Ole Miss	27/23	52/44	79-67	+12	27-65/24-63	.415/.381	4-16/7-21	.250/.333	21-27/12-21	.778/.571	51/36 +15	8
LA SALLE	38/30	43/33	81-63	+18	25-60/21-59	.417/.356	6-24/1-10	.250/.100	25-31/20-37	.806/.541	34/51 (17)	1
DREXEL	34/18	43/40	77-58	+19	24-52/18-58	.462/.310	7-15/11-23	.467/.478	22-30/11-20	.733/.550	44/34 +10	1
Maryland	49/38	46/48	95-86	+9	30-75/28-53	.400/.528	16-39/9-19	.410/.474	19-26/21-27	.731/.778	45/33 +12	1
Saint Joseph's	41/38	56/51	97-89	+8	27-58/25-58	.466/.431	8-19/10-26	.421/.385	35-40/29-38	.875/.763	42/31 +11	1
Temple	37/31	28/44	65-75	(10)	24-56/26-48	.429/.542	8-24/11-22	.333/.500	9-11/12-17	.818/.706	25/34 (9)	1
FORDHAM	46/37	50/21	96-58	+38	36-68/20-62	.529/.323	8-23/4-24	.348/.167	16-20/14-15	.800/.933	46/30 +16	1
DELAWARE	48/32	49/31	97-63	+34	33-61/23-59	.541/.390	13-25/8-24	.520/.333	18-21/9-13	.857/.692	41/25 +16	1
Marquette	35/34	39/38	74-72	+2	28-59/22-54	.475/.407	3-10/7-24	.300/.292	15-22/21-26	.682/.808	33/36 (3)	1
DEPAUL	49/24	50/48	99-72	+27	36-67/22-54	.537/.407	10-26/10-26	.385/.385	17-19/18-27	.895/.667	43/26 +17	1
MARQUETTE	31/19	47/57	78-76	+2	28-49/23-53	.571/.434	7-15/11-23	.467/.478	15-19/19-25	.789/.760	27/29 (2)	1
Louisville	36/43	56/41	92-84	+8	24-49/19-60	.490/.317	9-14/7-33	.643/.212	35-49/39-45	.714/.867	36/42 (6)	1
#11 GEORGETOWN	46/31	36/46	82-77	+5	26-63/24-61	.413/.393	7-21/9-27	.333/.333	23-30/20-27	.767/.741	39/45 (6)	1
Rutgers	47/25	47/43	94-68	+26	33-66/25-61	.500/.410	8-17/7-26	.471/.269	20-30/11-21	.667/.524	52/28 +24	1
St. John's	37/38	44/33	81-71	+10	28-56/24-61	.500/.393	4-14/6-16	.286/.375	21-27/17-24	.778/.708	41/32 +9	1
NOTRE DAME	41/40	49/32	90-72	+18	29-60/23-51	.483/.451	10-24/7-22	.417/.318	22-28/19-30	.786/.633	37/33 +4	2
SETON HALL	41/34	40/37	81-71	+10	29-66/29-67	.439/.433	6-20/6-19	.300/.316	17-24/7-12	.708/.583	50/31 +19	1
#7 Georgetown	31/50	59/53	90-103	(13)	32-69/27-48	.464/.563	9-28/10-19	.321/.526	17-23/39-50	.739/.780	29/28 +1	1
#5 West Virginia	44/33	38/42	82-75	+7	29-51/25-61	.569/.410	5-11/7-27	.455/.259	19-22/18-32	.864/.563	38/30 +8	1
PROVIDENCE	40/35	52/46	92-81	+11	32-68/24-62	.471/.387	7-20/9-25	.350/.360	21-28/24-33	.750/.727	47/36 +11	1
CONNECTICUT	35/36	40/48	75-84	(9)	26-65/22-46	.400/.478	7-24/5-13	.292/.385	16-20/35-44	.800/.795	29/40 (11)	9
PITT	23/29	42/41	65-70	(5)	24-53/20-57	.453/.351	6-14/4-12	.429/.333	11-16/26-34	.688/.765	34/40 (6)	8
USF	36/25	38/24	74-49	+25	27-57/16-42	.474/.381	5-15/3-13	.333/.231	15-19/14-19	.789/.737	34/29 +5	1
Syracuse	36/46	41/49	77-95	(18)	28-67/32-74	.418/.432	8-28/7-21	.286/.333	13-18/24-33	.722/.727	40/49 (9)	1
Cincinnati	31/31	46/42	77-73	+4	21-44/26-66	.477/.394	10-21/7-30	.476/.233	25-35/14-21	.714/.667	30/33 (3)	1

Note: Game totals are displayed in the format TEAM/OPPONENT for each category

The Automated ScoreBook  
Villanova Points-Rebounds-Assists (as of Mar 02, 2010)  
All games

Opponent	Date	Score		00	01	05	10	12	13	15
				PENA,ANTON	REYNOLDS,S	WAYNS,MAAL	FISHER,COR	WOOTEN,RUS	YAROU,MOUP	REDDING,RE
FAIRLEIGH DICKINSON	11/13/09	84-61	w	9-10-3	8-3-2	6-2-2	13-4-4	DNP	6-3-0	DNP
PENN	11/16/09	103-65	w	12-10-1	14-2-5	16-0-1	13-3-8	2-1-0	4-5-1	DNP
vs George Mason	11/19/09	69-68	w	10-12-0	18-3-2	9-6-4	17-6-3	DNP	DNP	DNP
vs #18 Dayton	11/20/09	71-65	w	13-7-1	8-2-5	0-0-2	18-3-3	DNP	DNP	DNP
vs Ole Miss	11/22/09	79-67	w	17-16-1	21-1-1	4-1-1	4-0-3	DNP	DNP	DNP
LA SALLE	11/28/09	81-63	w	14-8-2	14-1-4	5-0-2	13-1-4	0-1-0	DNP	DNP
DREXEL	12/02/09	77-58	w	19-11-1	14-8-6	7-0-1	5-1-5	2-1-0	DNP	DNP
vs Maryland	12/06/09	95-86	w	8-11-2	25-5-8	3-4-2	20-4-2	DNP	DNP	DNP
at Saint Joseph's	12/09/09	97-89	w	15-7-2	22-6-5	9-2-0	13-2-6	DNP	DNP	DNP
at Temple	12/13/09	65-75	L	16-2-1	23-7-3	0-0-0	14-2-7	DNP	DNP	DNP
at FORDHAM	12/19/09	96-58	w	17-7-1	17-2-3	12-3-2	17-4-4	0-0-0	DNP	15-9-3
DELAWARE	12/23/09	97-63	w	7-6-3	22-1-6	7-1-0	14-5-4	0-0-0	DNP	16-6-2
at Marquette	01/02/10	74-72	w	4-5-0	23-0-1	16-2-2	6-4-4	DNP	DNP	11-8-3
DEPAUL	01/06/10	99-72	w	8-5-1	21-1-2	18-2-1	15-4-6	0-0-0	4-2-0	10-4-7
MARQUETTE	01/09/10	78-76	w	11-4-1	15-0-4	6-1-2	11-2-4	DNP	0-1-0	10-5-2
at Louisville	01/11/10	92-84	w	4-5-1	36-4-0	11-2-0	12-3-3	DNP	4-3-1	2-4-2
#11 GEORGETOWN	01/17/10	82-77	w	6-4-0	27-3-2	11-2-2	10-3-3	DNP	2-2-0	11-7-5
at Rutgers	01/20/10	94-68	w	5-9-1	9-3-2	7-2-4	15-6-4	0-0-0	6-9-1	5-5-0
at St. John's	01/23/10	81-71	w	9-3-1	19-3-4	16-2-0	18-4-3	DNP	2-3-0	4-5-1
NOTRE DAME	01/27/10	90-72	w	14-10-3	17-1-1	10-1-4	17-2-6	DNP	2-1-1	9-4-3
SETON HALL	02/02/10	81-71	w	16-8-1	15-4-5	6-1-1	12-3-2	DNP	2-5-0	7-4-4
at #7 Georgetown	02/06/10	90-103	L	7-3-0	24-1-6	9-1-0	24-3-2	DNP	2-3-1	2-3-2
at #5 West Virginia	02/08/10	82-75	w	10-9-0	21-4-5	2-0-0	17-2-3	DNP	DNP	9-7-3
PROVIDENCE	02/13/10	92-81	w	15-12-2	22-3-1	4-3-1	22-4-6	DNP	0-0-0	5-2-3
CONNECTICUT	02/15/10	75-84	L	10-3-0	18-2-2	2-0-0	14-0-4	DNP	6-5-0	9-2-3
at PITT	02/21/10	65-70	L	8-9-0	20-2-3	4-1-1	12-1-1	DNP	0-0-0	6-4-2
USF	02/24/10	74-49	w	14-7-0	21-2-2	0-1-0	7-2-4	0-0-0	4-6-0	2-4-2
at Syracuse	2/27/10	77-95	L	13-6-1	16-0-3	3-0-0	14-5-6	DNP	13-8-2	0-0-1
at Cincinnati	03/02/10	77-73	w	10-7-0	17-1-5	0-2-3	10-3-2	DNP	10-2-1	11-4-2

Opponent	Date	Score		23	24	25	31	34
				CHEEK,DOMI	STOKES,COR	SUTTON,MAU	KING,TAYLO	ARMWOOD,IS
FAIRLEIGH DICKINSON	11/13/09	84-61	w	8-4-2	20-4-2	5-1-0	9-7-1	0-0-0
PENN	11/16/09	103-65	w	7-2-1	14-5-1	7-5-0	14-7-1	0-3-0
vs George Mason	11/19/09	69-68	w	0-2-0	1-5-0	3-4-0	8-4-0	3-0-0
vs #18 Dayton	11/20/09	71-65	w	7-3-0	3-6-0	4-8-1	14-9-0	4-0-0
vs Ole Miss	11/22/09	79-67	w	2-6-1	18-5-0	4-5-0	9-11-1	DNP
LA SALLE	11/28/09	81-63	w	10-2-1	9-5-2	3-5-2	9-3-0	4-1-0
DREXEL	12/02/09	77-58	w	3-4-0	7-5-1	2-3-0	16-5-0	2-1-0
vs Maryland	12/06/09	95-86	w	6-4-2	18-3-3	2-4-0	13-6-0	0-1-0
at Saint Joseph's	12/09/09	97-89	w	8-2-0	4-4-1	4-6-0	20-9-2	2-1-0
at Temple	12/13/09	65-75	L	0-1-0	5-4-1	1-1-0	6-7-0	0-0-0
at FORDHAM	12/19/09	96-58	w	6-1-2	7-10-1	0-1-0	5-3-1	0-4-2
DELAWARE	12/23/09	97-63	w	5-1-0	5-5-0	DNP	19-12-0	2-2-0
at Marquette	01/02/10	74-72	w	2-2-0	2-2-1	0-0-0	6-6-2	4-2-0
DEPAUL	01/06/10	99-72	w	9-6-0	DNP	2-4-0	6-3-2	6-7-0
MARQUETTE	01/09/10	78-76	w	3-5-1	16-0-2	DNP	6-6-1	0-0-0
at Louisville	01/11/10	92-84	w	3-2-1	7-4-1	0-0-0	12-7-1	1-0-0
#11 GEORGETOWN	01/17/10	82-77	w	5-2-0	3-4-2	0-1-0	6-6-2	1-2-0
at Rutgers	01/20/10	94-68	w	17-4-0	16-3-0	0-2-0	5-2-1	9-4-1
at St. John's	01/23/10	81-71	w	0-1-1	6-4-0	2-2-0	1-6-0	4-1-0
NOTRE DAME	01/27/10	90-72	w	4-3-0	9-4-2	0-0-0	8-4-0	0-0-0
SETON HALL	02/02/10	81-71	w	7-3-0	11-5-2	DNP	3-5-0	2-5-0
at #7 Georgetown	02/06/10	90-103	L	6-1-0	10-3-0	0-2-0	6-1-0	0-5-0
at #5 West Virginia	02/08/10	82-75	w	7-0-0	6-2-0	2-1-0	0-8-0	8-4-0
PROVIDENCE	02/13/10	92-81	w	6-2-0	10-8-3	0-0-0	3-2-1	5-5-1
CONNECTICUT	02/15/10	75-84	L	4-2-0	7-2-0	2-2-0	0-6-0	3-2-0
at PITT	02/21/10	65-70	L	1-0-0	9-3-0	0-0-0	5-6-1	0-4-0
USF	02/24/10	74-49	w	8-4-0	11-2-1	DNP	5-3-0	2-2-0
at Syracuse	2/27/10	77-95	L	5-5-0	3-1-0	DNP	6-8-0	4-3-2
at Cincinnati	03/02/10	77-73	w	1-0-0	14-4-0	DNP	4-5-1	0-0-0

**The Automated ScoreBook**  
**Villanova Game-by-Game Highs (as of Mar 02, 2010)**  
**All games**

Opponent	Date	Score	Points	Rebounds	Assists	Steals	Blocked shots
FAIRLEIGH DICKINSON	11/13/09	84-61	20-STOKES, Corey	10-PENA, Antonio	4-FISHER, Corey	2-WAYNS, Maalik PENA, Antonio	1-SUTTON, Maurice YAROU, Mouphtaou STOKES, Corey KING, Taylor FISHER, Corey
PENN	11/16/09	103-65	16-WAYNS, Maalik	10-PENA, Antonio	8-FISHER, Corey	3-FISHER, Corey	2-PENA, Antonio
vs George Mason	11/19/09	69-68	18-REYNOLDS, Scott	12-PENA, Antonio	4-WAYNS, Maalik	2-REYNOLDS, Scotti	1-ARMWOOD, Isaiah SUTTON, Maurice
vs #18 Dayton	11/20/09	71-65	18-FISHER, Corey	9-KING, Taylor	5-REYNOLDS, Scotti	2-FISHER, Corey	2-SUTTON, Maurice
vs Ole Miss	11/22/09	79-67	21-REYNOLDS, Scott	16-PENA, Antonio	3-FISHER, Corey	2-PENA, Antonio KING, Taylor	2-STOKES, Corey CHEEK, Dominic
LA SALLE	11/28/09	81-63	14-REYNOLDS, Scott PENA, Antonio	8-PENA, Antonio	4-FISHER, Corey REYNOLDS, Scotti	6-FISHER, Corey	5-SUTTON, Maurice
DREXEL	12/02/09	77-58	19-PENA, Antonio	11-PENA, Antonio	6-REYNOLDS, Scotti	4-FISHER, Corey	3-SUTTON, Maurice
vs Maryland	12/06/09	95-86	25-REYNOLDS, Scott	11-PENA, Antonio	8-REYNOLDS, Scotti	3-KING, Taylor	1-SUTTON, Maurice ARMWOOD, Isaiah
at Saint Joseph's	12/09/09	97-89	22-REYNOLDS, Scott	9-KING, Taylor	6-FISHER, Corey	4-REYNOLDS, Scotti	1-PENA, Antonio ARMWOOD, Isaiah STOKES, Corey REYNOLDS, Scotti
at Temple	12/13/09	65-75	23-REYNOLDS, Scott	7-REYNOLDS, Scotti KING, Taylor	7-FISHER, Corey	3-REYNOLDS, Scotti	1-FISHER, Corey SUTTON, Maurice
at FORDHAM	12/19/09	96-58	17-REYNOLDS, Scott FISHER, Corey PENA, Antonio	10-STOKES, Corey	4-FISHER, Corey	3-REDDING, Reggie	2-REDDING, Reggie
DELAWARE	12/23/09	97-63	22-REYNOLDS, Scott	12-KING, Taylor	6-REYNOLDS, Scotti	2-CHEEK, Dominic	2-ARMWOOD, Isaiah
at Marquette	01/02/10	74-72	23-REYNOLDS, Scott	8-REDDING, Reggie	4-FISHER, Corey	1-STOKES, Corey FISHER, Corey	None
DEPAUL	01/06/10	99-72	21-REYNOLDS, Scott	7-ARMWOOD, Isaiah	7-REDDING, Reggie	5-ARMWOOD, Isaiah	1-SUTTON, Maurice YAROU, Mouphtaou
MARQUETTE	01/09/10	78-76	16-STOKES, Corey	6-KING, Taylor	4-REYNOLDS, Scotti FISHER, Corey	2-REDDING, Reggie	1-PENA, Antonio
at Louisville	01/11/10	92-84	36-REYNOLDS, Scott	7-KING, Taylor	3-FISHER, Corey	2-REDDING, Reggie FISHER, Corey WAYNS, Maalik REYNOLDS, Scotti STOKES, Corey	1-YAROU, Mouphtaou PENA, Antonio STOKES, Corey
#11 GEORGETOWN	01/17/10	82-77	27-REYNOLDS, Scott	7-REDDING, Reggie	5-REDDING, Reggie	2-PENA, Antonio FISHER, Corey REYNOLDS, Scotti	1-ARMWOOD, Isaiah REDDING, Reggie STOKES, Corey FISHER, Corey
at Rutgers	01/20/10	94-68	17-CHEEK, Dominic	9-YAROU, Mouphtaou PENA, Antonio	4-FISHER, Corey WAYNS, Maalik	2-REDDING, Reggie	1-YAROU, Mouphtaou KING, Taylor SUTTON, Maurice
at St. John's	01/23/10	81-71	19-REYNOLDS, Scott	6-KING, Taylor	4-REYNOLDS, Scotti	3-REYNOLDS, Scotti	2-STOKES, Corey KING, Taylor YAROU, Mouphtaou
NOTRE DAME	01/27/10	90-72	17-FISHER, Corey REYNOLDS, Scotti	10-PENA, Antonio	6-FISHER, Corey	3-REDDING, Reggie REYNOLDS, Scotti	1-STOKES, Corey KING, Taylor
SETON HALL	02/02/10	81-71	16-PENA, Antonio	8-PENA, Antonio	5-REYNOLDS, Scotti	2-REDDING, Reggie	1-ARMWOOD, Isaiah REDDING, Reggie CHEEK, Dominic KING, Taylor

**The Automated ScoreBook**  
**Villanova Game-by-Game Highs (as of Mar 02, 2010)**  
**All games**

<u>Opponent</u>	<u>Date</u>	<u>Score</u>	<u>Points</u>	<u>Rebounds</u>	<u>Assists</u>	<u>Steals</u>	<u>Blocked shots</u>
at #7 Georgetown	02/06/10	90-103	24-FISHER, Corey REYNOLDS, Scotti	5-ARMWOOD, Isaiah	6-REYNOLDS, Scotti	2-CHEEK, Dominic	REYNOLDS, Scotti 2-ARMWOOD, Isaiah SUTTON, Maurice
at #5 West Virginia	02/08/10	82-75	21-REYNOLDS, Scott	9-PENA, Antonio	5-REYNOLDS, Scotti	3-REYNOLDS, Scotti	3-KING, Taylor
PROVIDENCE	02/13/10	92-81	22-FISHER, Corey REYNOLDS, Scotti	12-PENA, Antonio	6-FISHER, Corey	3-KING, Taylor	2-PENA, Antonio REDDING, Reggie
CONNECTICUT	02/15/10	75-84	18-REYNOLDS, Scott	6-KING, Taylor	4-FISHER, Corey	3-REYNOLDS, Scotti REDDING, Reggie	3-YAROU, Mouphtao
at PITT	02/21/10	65-70	20-REYNOLDS, Scott	9-PENA, Antonio	3-REYNOLDS, Scotti	2-PENA, Antonio	2-KING, Taylor
USF	02/24/10	74-49	21-REYNOLDS, Scott	7-PENA, Antonio	4-FISHER, Corey	3-PENA, Antonio YAROU, Mouphtao	2-YAROU, Mouphtao
at Syracuse	2/27/10	77-95	16-REYNOLDS, Scott	8-KING, Taylor YAROU, Mouphtao	6-FISHER, Corey	3-PENA, Antonio REYNOLDS, Scotti	2-YAROU, Mouphtao
at Cincinnati	03/02/10	77-73	17-REYNOLDS, Scott	7-PENA, Antonio	5-REYNOLDS, Scotti	2-REDDING, Reggie	2-YAROU, Mouphtao

**The Automated ScoreBook**  
**Villanova Combined Team Statistics (as of Mar 02, 2010)**  
**Conference games**

RECORD:	OVERALL	HOME	AWAY	NEUTRAL
ALL GAMES	13-4	7-1	6-3	0-0
CONFERENCE	13-4	7-1	6-3	0-0
NON-CONFERENCE	0-0	0-0	0-0	0-0

##	Player	gp-gs	min	avg	Total		3-Point		F-Throw		Rebounds				pf	dq	a	to	blk	stl	pts	avg
					fg-fga	fg%	3fg-fga	3fg%	ft-fa	ft%	off	def	tot	avg								
01	REYNOLDS, Scottie	17-17	508	29.9	103-200	.515	41-91	.451	94-111	.847	8	26	34	2.0	32	0	48	37	2	27	341	20.1
10	FISHER, Corey	17-17	447	26.3	79-158	.500	17-43	.395	61-78	.782	13	38	51	3.0	43	0	63	37	3	17	236	13.9
00	PENA, Antonio	17-17	402	23.6	62-111	.559	0-0	.000	40-55	.727	36	73	109	6.4	59	7	12	30	7	16	164	9.6
24	STOKES, Corey	16-14	362	22.6	47-111	.423	26-73	.356	20-24	.833	16	35	51	3.2	34	1	14	12	7	8	140	8.8
05	WAYNS, Maalik	17-0	243	14.3	41-92	.446	7-21	.333	36-43	.837	6	17	23	1.4	33	1	21	24	1	12	125	7.4
15	REDDING, Reggie	17-17	455	26.8	42-107	.393	9-22	.409	20-35	.571	22	50	72	4.2	50	1	45	29	7	24	113	6.6
23	CHEEK, Dominic	17-0	199	11.7	30-62	.484	8-19	.421	20-30	.667	22	20	42	2.5	16	0	3	12	3	5	88	5.2
31	KING, Taylor	17-0	300	17.6	30-86	.349	13-52	.250	9-14	.643	22	62	84	4.9	53	3	12	19	12	6	82	4.8
13	YAROU, Mouphtaou	15-2	201	13.4	24-39	.615	0-0	.000	9-16	.563	24	26	50	3.3	33	0	7	15	14	4	57	3.8
34	ARMWOOD, Isaiah	17-1	224	13.2	19-36	.528	0-1	.000	11-21	.524	18	28	46	2.7	33	0	4	11	5	10	49	2.9
25	SUTTON, Maurice	12-0	56	4.7	3-7	.429	0-0	.000	2-2	1.000	5	9	14	1.2	13	1	0	4	5	2	8	0.7
12	WOOTEN, Russell	3-0	3	1.0	0-0	.000	0-0	.000	0-0	.000	0	0	0	0.0	1	0	0	0	0	0	0	0.0
Team											35	28	63		2		6					
Total.....		17	3400		480-1009	.476	121-322	.376	322-429	.751	227	412	639	37.6	402	14	229	236	66	131	1403	82.5
Opponents.....		17	3400		403-978	.412	122-376	.324	365-503	.726	231	356	587	34.5	365	-	260	245	89	118	1293	76.1

TEAM STATISTICS	VU	OPP	Date	Opponent	Score	Att.
SCORING	1403	1293	* 01/02/10	at Marquette	w 74-72	18093
Points per game	82.5	76.1	* 01/06/10	DEPAUL	w 99-72	6500
Scoring margin	+6.5	-	* 01/09/10	MARQUETTE	w 78-76	6500
FIELD GOALS-ATT	480-1009	403-978	* 01/11/10	at Louisville	w 92-84	20076
Field goal pct	.476	.412	* 01/17/10	#11 GEORGETOWN	w 82-77	20416
3 POINT FG-ATT	121-322	122-376	* 01/20/10	at Rutgers	w 94-68	8085
3-point FG pct	.376	.324	* 01/23/10	at St. John's	w 81-71	14432
3-pt FG made per game	7.1	7.2	* 01/27/10	NOTRE DAME	w 90-72	17619
FREE THROWS-ATT	322-429	365-503	* 02/02/10	SETON HALL	w 81-71	6500
Free throw pct	.751	.726	* 02/06/10	at #7 Georgetown	L 90-103	10387
F-Throws made per game	18.9	21.5	* 02/08/10	at #5 West Virginia	w 82-75	15593
REBOUNDS	639	587	* 02/13/10	PROVIDENCE	w 92-81	18622
Rebounds per game	37.6	34.5	* 02/15/10	CONNECTICUT	L 75-84	18123
Rebounding margin	+3.1	-	* 02/21/10	at PITT	L 65-70	12920
ASSISTS	229	260	* 02/24/10	USF	w 74-49	6500
Assists per game	13.5	15.3	* 2/27/10	at Syracuse	L 77-95	34616
TURNOVERS	236	245	* 03/02/10	at Cincinnati	w 77-73	11076
Turnovers per game	13.9	14.4				
Turnover margin	+0.5	-				
Assist/turnover ratio	1.0	1.1				
STEALS	131	118				
Steals per game	7.7	6.9				
BLOCKS	66	89				
Blocks per game	3.9	5.2				
ATTENDANCE	100780	145278				
Home games-Avg/Game	8-12598	9-16142				
Neutral site-Avg/Game	-	0-0				

\* - Conference game

Score by Periods	1st	2nd	Totals
Villanova	639	764	1403
Opponents	573	720	1293

**The Automated ScoreBook**  
**Villanova Combined Team Statistics (as of Mar 02, 2010)**  
**All games**

RECORD:	OVERALL	HOME	AWAY	NEUTRAL
ALL GAMES	24-5	12-1	8-4	4-0
CONFERENCE	13-4	7-1	6-3	0-0
NON-CONFERENCE	11-1	5-0	2-1	4-0

##	Player	gp-gs	min	Total		3-Point		F-Throw		Rebounds				pf	dq	a	to	blk	stl	pts	avg	
				fg-fga	fg%	3fg-fga	3fg%	ft-fa	ft%	off	def	tot	avg									
01	REYNOLDS, Scottie	29-29	861	29.7	168-344	.488	64-154	.416	147-177	.831	16	59	75	2.6	61	0	98	76	4	47	547	18.9
10	FISHER, Corey	29-29	779	26.9	122-268	.455	34-89	.382	119-151	.788	21	65	86	3.0	73	1	116	59	6	38	397	13.7
00	PENA, Antonio	29-28	744	25.7	116-202	.574	0-1	.000	89-127	.701	71	145	216	7.4	93	8	30	54	15	30	321	11.1
24	STOKES, Corey	28-25	703	25.1	82-210	.390	46-132	.348	41-47	.872	33	79	112	4.0	66	3	26	30	12	16	251	9.0
31	KING, Taylor	29-3	583	20.1	79-188	.420	38-105	.362	28-37	.757	51	116	167	5.8	84	6	18	29	14	22	224	7.7
15	REDDING, Reggie	19-19	512	26.9	54-123	.439	12-28	.429	24-39	.615	27	60	87	4.6	55	1	50	30	9	28	144	7.6
05	WAYNS, Maalik	29-0	433	14.9	67-157	.427	17-49	.347	52-64	.813	9	33	42	1.4	52	1	38	40	1	18	203	7.0
23	CHEEK, Dominic	29-0	393	13.6	53-117	.453	12-38	.316	32-49	.653	36	38	74	2.6	27	0	12	21	8	12	150	5.2
13	YAROU, Mouphtaou	17-4	238	14.0	27-46	.587	0-0	.000	13-22	.591	28	30	58	3.4	40	1	8	18	16	4	67	3.9
34	ARMWOOD, Isaiah	28-1	305	10.9	25-52	.481	1-2	.500	15-25	.600	23	36	59	2.1	51	0	6	13	10	12	66	2.4
25	SUTTON, Maurice	23-7	235	10.2	16-36	.444	0-0	.000	11-18	.611	26	31	57	2.5	47	3	3	18	21	3	43	1.9
12	WOOTEN, Russell	8-0	11	1.4	2-2	1.000	0-0	.000	0-0	.000	2	1	3	0.4	1	0	0	1	0	0	4	0.5
04	COLEND, Jason	1-0	3	3.0	0-0	.000	0-0	.000	0-1	.000	0	0	0	0.0	1	0	0	2	0	1	0	0.0
Team											57	51	108		2		8					
Total.....		29	5800		811-1745	.465	224-598	.375	571-757	.754	400	744	1144	39.4	653	24	405	399	116	231	2417	83.3
Opponents.....		29	5800		667-1646	.405	209-633	.330	568-806	.705	359	630	989	34.1	613	-	399	448	128	191	2111	72.8

TEAM STATISTICS	VU	OPP	Date	Opponent	Score	Att.	
SCORING	2417	2111	11/13/09	FAIRLEIGH DICKINSON	w 84-61	6500	
Points per game	83.3	72.8	11/16/09	PENN	w 103-65	6500	
Scoring margin	+10.6	-	11/19/09	vs George Mason	w 69-68	5073	
FIELD GOALS-ATT	811-1745	667-1646	11/20/09	vs #18 Dayton	w 71-65	5762	
Field goal pct	.465	.405	11/22/09	vs Ole Miss	w 79-67	8357	
3 POINT FG-ATT	224-598	209-633	11/28/09	LA SALLE	w 81-63	6500	
3-point FG pct	.375	.330	12/02/09	DREXEL	w 77-58	6500	
3-pt FG made per game	7.7	7.2	12/06/09	vs Maryland	w 95-86	16389	
FREE THROWS-ATT	571-757	568-806	12/09/09	at Saint Joseph's	w 97-89	8722	
Free throw pct	.754	.705	12/13/09	at Temple	L 65-75	8449	
F-Throws made per game	19.7	19.6	12/19/09	at FORDHAM	w 96-58	5137	
REBOUNDS	1144	989	12/23/09	DELAWARE	w 97-63	6500	
Rebounds per game	39.4	34.1	* 01/02/10	at Marquette	w 74-72	18093	
Rebounding margin	+5.3	-	* 01/06/10	DEPAUL	w 99-72	6500	
ASSISTS	405	399	* 01/09/10	MARQUETTE	w 78-76	6500	
Assists per game	14.0	13.8	* 01/11/10	at Louisville	w 92-84	20076	
TURNOVERS	399	448	* 01/17/10	#11 GEORGETOWN	w 82-77	20416	
Turnovers per game	13.8	15.4	* 01/20/10	at Rutgers	w 94-68	8085	
Turnover margin	+1.7	-	* 01/23/10	at St. John's	w 81-71	14432	
Assist/turnover ratio	1.0	0.9	* 01/27/10	NOTRE DAME	w 90-72	17619	
STEALS	231	191	* 02/02/10	SETON HALL	w 81-71	6500	
Steals per game	8.0	6.6	* 02/06/10	at #7 Georgetown	L 90-103	10387	
BLOCKS	116	128	* 02/08/10	at #5 West Virginia	w 82-75	15593	
Blocks per game	4.0	4.4	* 02/13/10	PROVIDENCE	w 92-81	18622	
ATTENDANCE	133280	203167	* 02/15/10	CONNECTICUT	L 75-84	18123	
Home games-Avg/Game	13-10252	12-13966	* 02/21/10	at PITT	L 65-70	12920	
Neutral site-Avg/Game	-	4-8895	* 02/24/10	USF	w 74-49	6500	
Score by Periods	1st	2nd	Totals	* 2/27/10	at Syracuse	L 77-95	34616
Villanova	1114	1303	2417	* 03/02/10	at Cincinnati	w 77-73	11076
Opponents	945	1166	2111				

\* - Conference game