



# 2009-10 MEN'S BASKETBALL GAME NOTES

## Villanova Wildcats (15-1 overall, 4-0 BIG EAST)

vs.

Georgetown Hoyas (13-2 overall, 4-1 BIG EAST)

Sunday, January 17, 2010 • 12:04 PM

Wachovia Center

TV: My 17/ESPN Regional TV Radio: ESPN 950



### VILLANOVA PROBABLE STARTERS

Pos.	No.	Name	Ht./Wt.	PPG	RPG
G	24	Corey Stokes	6-5/195	9.1	4.5
F	0	Antonio Pena	6-8/235	11.5	7.9
G	1	Scottie Reynolds	6-2/195	18.8	2.9
G	10	Corey Fisher	6-1/185	12.8	3.0
G	15	Reggie Redding	6-5/215	10.7	6.0

### OFF THE BENCH

Pos.	No.	Name	Ht./Wt.	PPG	RPG
F	31	Taylor King	6-6/230	10.8	6.6
G	5	Maalik Wayns	6-1/185	8.1	1.6
G	23	Dominic Cheek	6-6/185	4.9	2.9
C/F	13	Mouphtaou Yarou	6-10/250	3.6	2.8
F	25	Maurice Sutton	6-11/215	2.6	3.4
F	34	Isaiah Armwood	6-7/195	1.9	1.5
G/F	12	Russell Wooten	6-4/210	0.7	0.5

Head Coach: Jay Wright (315-177 lifetime, 193-91 at Villanova)

### TOP STORIES

• Scottie Reynolds etched another effort for the archives in Monday night's 92-84 victory at Louisville. The 6-2 native of Herndon, Va., scored 30 of his 36 points after halftime to help the Wildcats rally from a 17-point first half deficit. It was the fifth time he has scored 30 or more points in a game over the course of his college career and all have come in BIG EAST road games. In his last nine games entering the clash with Georgetown, Reynolds is 62-of-100 (.620) from the field and 27-of-51 (.529) from beyond the 3-point arc with an average of 22.7 ppg.

• With 15 victories in its first 16 games, Villanova is off to its best overall start since 1963-64. That team, coached by Jack Kraft won 17 of its first 18 en route to a 24-4 record. VU has not won its first five BIG EAST games since the 2002-03 campaign.

• The Wildcats return to the Wachovia Center for their first regular season appearance here of 2009-10. This marks the 61st consecutive year that Villanova has hosted games in Philadelphia and their 14th season at the Wachovia Center. The 'Cats were 3-2 (.600) at the Center last year, including a pair of NCAA Tournament victories. One of those losses, though, came to Georgetown on Feb. 28 (56-54).

• This week the Wildcats moved up two spots in both the Associated Press and ESPN/USA Today Coaches polls to No. 4.

• Villanova visits Rutgers on Wednesday (8:00 p.m./My 17).

### 2009-10 SCHEDULE AND RESULTS

Date	Opponent	Result	Score	Record	Big East
Nov. 13	Fairleigh Dickinson	W	84-61	1-0	0-0
Nov. 16	Penn (B5)	W	103-65	2-0	0-0
Nov. 19	vs. George Mason (PR)	W	69-68	3-0	0-0
Nov. 20	vs. Dayton/(PR)	W	71-65	4-0	0-0
Nov. 22	vs. Mississippi	W	79-67	5-0	0-0
Nov. 28	La Salle (B5)	W	81-63	6-0	0-0
Dec. 2	Drexel	W	77-58	7-0	0-0
Dec. 6	vs. Maryland (BB&T)	W	95-86	8-0	0-0
Dec. 9	@ Saint Joseph's (B5)	W	97-89	9-0	0-0
Dec. 13	@ Temple (B5)	L	65-75	9-1	0-0
Dec. 19	@ Fordham (IZOD)	W	96-58	10-1	0-0
Dec. 23	Delaware	W	97-63	11-1	0-0
Jan. 2	@ Marquette (*)	W	74-72	12-1	1-0
Jan. 6	DePaul (*)	W	99-72	13-1	2-0
Jan. 9	Marquette (*)	W	78-76	14-1	3-0
Jan. 11	@ Louisville (*)	W	92-84	15-1	4-0
Jan. 17	Georgetown (*) (WC)	Noon	WPHL		
Jan. 20	@ Rutgers (*)	8:00 PM	WPHL		
Jan. 23	@ St. John's (*)	Noon	ESPN		
Jan. 27	Notre Dame (*) (WC)	7:00 PM	ESPN		
Feb. 2	Seton Hall (*)	7:00 PM	ESPN		
Feb. 6	@ Georgetown (*)	Noon	ESPN		
Feb. 8	@ West Virginia (*)	7:00 PM	ESPN		
Feb. 13	Providence (*) (WC)	2:00 PM	ESPN		
Feb. 15	Connecticut (*) (WC)	7:00 PM	ESPN		
Feb. 21	@ Pittsburgh (*)	Noon	CBS		
Feb. 24	USF (*)	9:00 PM	WPHL		
Feb. 27	@ Syracuse (*)	9:00 PM	ESPN		
Mar. 2	@ Cincinnati (*)	7:00 PM	ESPN2		
Mar. 6	West Virginia (*) (WC)	Noon	CBS		
Mar. 9-13	BIG EAST Championship	TBA	ESPN/ESPN2		

All times listed are Eastern time and subject to change without notice  
 Home games, unless noted, denoted in **bold** and played at The Pavilion  
 WC: denotes games played at the Wachovia Center  
 B5: denotes a Philadelphia Big Five contest  
 PR: denotes O'Reilly Auto Parts Puerto Rico Classic  
 BB&T: denotes BB&T Classic, Washington, D.C. (Verizon Center)  
 IZOD: denotes a game played at the Izod Arena (East Rutherford, N.J.)

### MEDIA INFORMATION

#### Interview Requests:

All interview requests should be addressed to Mike Sheridan, Director of Media Relations at (610) 519-4145.

#### Follow Villanova Basketball on the Web:

Follow the Villanova men's basketball team on the web at: [www.villanova.com](http://www.villanova.com)

#### Villanova Media Relations Information:

Phone- (610) 519-4120; Fax- (610) 519-7323

Email- [michael.sheridan@villanova.edu](mailto:michael.sheridan@villanova.edu)



# 2009-10 MEN'S BASKETBALL GAME NOTES

## Wild One in Louisville

Freedom Hall was packed with 20,076 people, most dressed in white. The home team built a 17-point lead in the first half and forced Villanova into 17 turnovers in the first 20 minutes.

Yet the Wildcats found a way to overcome it all and emerge with their second win in their last three visits to Louisville by the count of 92-84.

Louisville's relentless fullcourt pressure helped staked the Cards to an early lead. The Cards built a 7-1 edge before Wildcat freshman guard Maalik Wayns stepped into the fray and calmly nailed a 3-point basket.

But the Cards were on the attack and Villanova fought an uphill battle for the first 20 minutes. That they entered half-time trailing by only seven, 43-36, felt like a victory.

"We couldn't have played (any) worse in the first half," stated senior guard Scottie Reynolds. "So we felt, we got to man up basically - no X's and O's, it's got to come from within. In the second half, we started playing with confidence."

A Corey Stokes triple on the first possession of the second half cut the margin to four and VU went ahead on a Taylor King layup with 14:06 to go. Then it rode the wizardry of Reynolds and his 30 points after the break to the win.

## Reynolds Wrap

Senior All-American candidate Scottie Reynolds continues to assemble a portfolio that ranks with some of Villanova's legendary performers.

The product of Herndon (Va.) High School added an epic chapter on Monday night. He scored Villanova's last 16 points to keep the Cardinals at bay. It was the third highest single game scoring effort of his career, trailing only his 40-point outbursts at Connecticut on Feb. 28, 2007 and at Seton Hall on Jan. 6, 2009.

Reynolds now has 1,921 points during his time at Villanova and is in ninth place all-time. He is approaching Randy Foye (1,966) in eighth place and could become only the eighth player in Villanova history to surpass the 2,000-point plateau.

Reynolds is only the third VU player with at least 1,800 points and 400 assists, joining Kerry Kittles and Foye in that exclusive category.

Among the more notable aspects of Reynolds' work this season has been its efficiency. Over his first three seasons on the Main Line he was a .400 shooter from the field. This season, he is 93-of-185 (.503) from the floor

It was announced last week that Reynolds is one of 20 finalists for the Bob Cousy Award and one of 30 finalists in the Wooden Award balloting.

## Firepower Facts

Through 16 games, Villanova has demonstrated some significant scoring punch. Consider these few random facts:

- VU has scored 70 or more points in 14 of its 16 games this season. It has gone past the 80 point barrier nine times and the 90-point mark on six occasions. It averages 84.8 ppg.

- In its current six-game winning streak, the Wildcats have connected on better than 50 percent of their field goal attempts four times. Villanova is 185-of-353 (.524) from the field in this stretch and 50-of-113(.442) from beyond the 3-point arc.

- Five different Wildcats have drained 10 or more 3-point field goals, including Reynolds (36), King (28), Corey Stokes (25), Fisher (19), and Maalik Wayns (13). Reggie Redding has five in six games.

- On the flip side, the Wildcats are still a work in progress at the defensive end. They have allowed 76.0 ppg in four BIG EAST games. The better news is that their foes have converted just .389 of their field goal attempts in that stretch.

Though it scored 84 points on Monday, Louisville connected on just .317 of its attempts from the field. In addition, the 'Cats helped hold the Cards in check from deep. Louisville was just 7-of-33 (.212) from beyond the 3-point arc in that contest.

### Villanova 2009-10 Roster

No.	Name	Pos.	Ht.	Wt.	Year	Hometown/High School/Previous School
0	Antonio Pena	F	6-8	235	Jr.	Brooklyn, N.Y./St. Thomas More
1	Scottie Reynolds	G	6-2	195	Sr.	Herndon, Va./Herndon
5	Maalik Wayns	G	6-1	185	Fr.	Philadelphia, Pa./Roman Catholic
10	Corey Fisher	G	6-1	185	Jr.	Bronx, N.Y./St. Patrick's (N.J.)
12	Russell Wooten	G/F	6-4	210	Sr.	Chula Vista, Calif./St. Augustine
13	Mouptou Yarou	C/F	6-10	250	Fr.	Natitingou, Benin/Montrose Christian
15	Reggie Redding	G	6-5	205	Sr.	Philadelphia, Pa./St. Joseph's Prep
23	Dominic Cheek	G	6-6	185	Fr.	Jersey City, N.J./St. Anthony's
24	Corey Stokes	G	6-5	195	Jr.	Bayonne, N.J./St. Benedict's
25	Maurice Sutton	F/C	6-11	215	R-Fr.	Largo, Md./Largo
31	Taylor King	F	6-6	230	So.	Huntington Beach, Calif./Santa Ana Mater Dei/Duke
34	Isaiah Armwood	F	6-7	195	Fr.	Baltimore, Md./Montrose Christian

**Head Coach:** Jay Wright (Bucknell '83)

**Assistant Coaches:** Chris Walker, Doug West, Jason Donnelly

**Manager of Basketball Operations:** Keith Uργο

**Athletic Trainer:** Jeff Pierce

**Strength Coach:** Lon Record



## 2009-10 MEN'S BASKETBALL GAME NOTES

### Mouph Matters

Freshman forward Mouphtaou Yarou has faced a challenging freshman campaign. After starting Villanova's first two games against FDU and Penn, he was sidelined as physicians aimed to diagnose a health matter that was ultimately revealed to be Hepatitis B. Yarou was sidelined from Nov. 18 until New Year's Eve, when he was given the green light to resume full practice with his teammates.

Yarou has been working his way back into the lineup ever since and on Monday night he saw his most meaningful action since his return. The native of Benin logged 14 minutes of activity and went toe to toe with Samardo Samuels and the other big bodies on the Louisville interior.

"We got some very good minutes from Mouph," noted Wright.

Yarou had four points, three rebounds, one assist and one blocked shot against the Cardinals.

### Wayns' World

Freshman guard Maalik Wayns' already has two BIG EAST Rookie of the Week awards to his name and he's begun to carve a niche for himself as one of the conference's top newcomers.

The product of Roman Catholic High School is VU's second leading scorer in BIG EAST play at 12.8 ppg. Among the Wildcats, only Reynolds (23.8 ppg) has a better conference number.

What's more, he has done it in an average of 20.3 minutes per outing.

In his last six games dating to the final two games of the non-conference portion of the slate, Wayns is 25-of-40 (.625) from the field. He scored 11 points and had a pair of steals in the win at Louisville on Monday.

### The Return of Reggie

After sitting out the season's first 10 games as the result of a student code of conduct violation that prevented him from playing in the first semester, senior guard Reggie Redding has quickly resumed his leadership role on the court.

In his six games, Redding averages 10.7 points and 6.7 rebounds per outing.

He averages 31.0 minutes per game, highest among all Villanova players.

### Fish and Chips

Junior guard Corey Fisher is an integral part of the Wildcats attack this season.

Fisher was a big part of the second half revival against Louisville. He ended the night with 12 points, three assists, three rebounds and a pair of steals in 26 minutes of activity.

Fisher leads the Wildcats in assists (4.4 apg) and has just 31 turnovers. His assist to turnover ratio is 2.3-1.0.

### Foul Line Fodder

After making 49 visits to the line on Monday, Villanova has now attempted 437 free throws this season, converting them at a .757 clip. That's an average of 27 trips the line per outing.

Reynolds has already attempted 100 free throws this year.

### Series Stuff

#### **Georgetown at Villanova**

**Sunday, January 17, 2010 ~ Wachovia Center**  
**My 17/ESPN Regional TV (Bob Picozzi and Tim Welsh)**  
**ESPN 950 Radio (Ryan Fannon & Whitey Rigsby)**

**All-time:** Georgetown leads 39-27

**Last meeting:** GU 56, VU 54 (Feb. 28, 2009)

**Last VU victory:** VU 56, Georgetown 52 (Jan. 8, 2007)

**Jay Wright vs. Georgetown:** 5-7

**Notes:** The Hoyas have claimed the last five meetings in this series, including the only encounter between the squads last season ... Georgetown has won three of the five times it has visited the Wachovia Center, including the last two ... Dante Cunningham (13 points) and Scottie Reynolds (12) led the 'Cats in scoring in last season's game ... Prior to the current five game Hoyas winning streak, the Wildcats had claimed seven of the previous nine meetings.

#### **Villanova at Rutgers**

**Wednesday, January 20, 2010 ~ The RAC**  
**My 17/ESPN Regional TV (Beth Mowins & John Celestand)**  
**ESPN 950 Radio (Ryan Fannon & Whitey Rigsby)**

**All-time:** VU leads 24-8

**Last meeting:** Villanova 82, Rutgers 72 (Feb. 19, 2009)

**Last RU victory:** RU 80, VU 68 (Jan. 23, 2008)

**Jay Wright vs. Rutgers:** 6-4

**Notes:** Last season Villanova earned the win at the Pavilion on Senior Night ... Scottie Reynolds scored 21 points for Villanova while Mike Rosario countered with 19 points for the Scarlet Knights ... Rutgers coach Fred Hill served four seasons on Jay Wright's Villanova staff from 2001-05 ... Villanova is 4-4 (.500) all-time at the Rutgers Athletic Center .. It suffered a 12 point loss here two seasons ago after climbing to No. 18 in the national polls earlier in that week.

### Bench Boost

On the pre-season drawing board, it appeared that Villanova, with five former McDonald's All-Americans, might have its deepest team in Wright's nine seasons as head coach. Nothing that has transpired since has altered that belief.

"Our depth overall is really fun," states Wright. "A lot of people tell me it must be so tough keeping the guys happy but they are not difficult to coach. They want to use our depth to an advantage."

Villanova's bench has outscored its opponents in 13 of 16 games played this season. In four BIG EAST games this season, the Wildcat reserves have produced 116 points - an average of 29.0 per contest.

One sign of that depth is the fact that nine different players have already made at least one start this season. There have been 14 instances this season where VU has received a double-digit scoring effort from a player who did not start that game.

We have already mentioned two of the Wildcat reserves who played key roles at Louisville, Wayns and Yarou. A third was sophomore Taylor King, who contributed 12 points and a team-high seven rebounds in the victory. King averages 10.8 ppg this season. All but three of those appearances came as a reserve.



# 2009-10 MEN'S BASKETBALL GAME NOTES

## Philadelphia Big Five

The Philadelphia tradition known as the Big Five is underway in 2009-10 with a full round-robin slate of games.

Villanova earned the outright City Series crown with a 4-0 mark in 2008-09.

The 'Cats completed the Big Five portion of their slate on Dec. 13 with a 3-1 record. The results included:

Nov. 16 - VU 103, Penn 65

Nov. 28 - VU 81, La Salle 63 (ESPN2)

Dec. 9 - VU 97, Saint Joseph's 89 (ESPN2)

Dec. 13 - Temple 75, VU 65 (CBS College Sports)

In addition, Villanova defeated another Philly neighbor, Drexel, 77-58, in a meeting between the two schools at the Pavilion on Dec. 2.

The Wildcats have captured 21 of their last 23 games in City Series action dating to 2004.

## Happy at Home

Villanova has made the most of its campus home, the Pavilion since it opened on Feb. 1, 1986. The Wildcats own an all-time mark of 218-54 (.801).

The Wildcats have captured the last 35 games played in the building on Ithan Avenue. The streak began on Jan. 17, 2007 with a 102-87 win over Notre Dame and included a perfect 13-0 mark in 2008-09.

Villanova is 86-12 (.878) in the Pavilion in the Jay Wright era, which got underway in the 2001-02 campaign. It is 156-22 (.876) in the Pavilion since the start of 1994-95.

One other trademark of VU's work inside the Pavilion is packed houses. The Wildcats have played before 103 consecutive sellouts on Ithan Avenue dating to the 2000-01 campaign.

The Wildcats also will host games at the Wachovia Center, where they have averaged attendance of better than 19,000 per game since 2005.

## Two Sign Letters

A pair of high school senior standouts have inked national letters of intent to join the Villanova Wildcats in the early signing period. Guard James Bell, 6-5, of Montverde (Fla.) Academy and forward Markus Kennedy, a 6-9 Philadelphia native who is currently enrolled at Winchendon (Mass.) Academy, have signed letters of intent and will enroll at Villanova in the fall of 2010.

Bell is a dynamic wing player who has excelled at Montverde Academy playing for coach Kevin Sutton. ESPN2 lists Bell as the No. 43 senior in the class of 2010.

"James is a great athlete from an outstanding program at Montverde Academy," stated Wright. "His coach, Kevin Sutton, has done a terrific job teaching James the game and we are excited to have him join us. James is a tough, athletic guard who will add another dimension to our team."

Kennedy is from Philadelphia and emerged as a coveted prospect over the last two seasons playing prep basketball in the state of New Jersey. He is now at the Winchendon School, where he will soon begin his senior season.

"Markus is a Philly guy and he brings us interior size and toughness," stated Wright. "One of the things we came to appreciate about Markus is his understanding of the game. We believe Markus can be an outstanding rebounder at this level and a skilled offensive player in the post. We're thrilled to have another Philly guy in our family."

## Talking Villanova Basketball

"Geico Presents Talking Villanova Basketball with Jay Wright" returns to the airwaves on Monday, Jan. 18 at 7:00 p.m. The program can be heard locally on ESPN 950 from Flip and Bailey's Restaurant in Garrett Hill, Pa. and via the internet at villanova.com.

### The Last Time it Happened...

	<u>By Villanova</u>	<u>By Opponent</u>
<b>Team Scored 100 points</b>	103, vs. Penn (Nov. 16, 2009)	Providence, 100 (Feb. 11, 2004)
<b>Team Scored 90 points</b>	92, vs. Louisville (Jan. 11, 2010)	West Virginia, 93 (Feb. 13, 2009)
<b>Team Scored 80 points</b>	81, vs. La Salle (Nov. 28, 2009)	Louisville, 84 (Jan. 11, 2010)
<b>30-point win</b>	97-63, vs. Delaware (Dec. 23, 2009)	Kentucky, 93-56 (Feb. 9, 1997)
<b>20-point win</b>	99-72, vs. DePaul (Jan. 6, 2010)	West Virginia, 93-72 (Feb. 13, 2009)
<b>50 percent shooting</b>	.571, vs. Marquette (Jan. 9, 2010)	Temple, .542 (Dec. 13, 2009)
<b>6 players in double figures</b>	vs. Penn (Nov. 16, 2009)	DePaul (Jan. 3, 2008)
<b>5 players in double figures</b>	vs. Marquette (Jan. 9, 2010)	Saint Joseph's (Dec. 9, 2009)
<b>4 players in double figures</b>	vs. DePaul (Jan. 6, 2010)	Marquette, (Jan. 9, 2010)
<b>Overtime victory</b>	89-85, vs. Seton Hall (Jan. 6, 2009)	Connecticut, 75-74 (Feb. 28, 2004)
<b>40 points by a player</b>	Scottie Reynolds, 40, vs. Seton Hall (Jan. 6, 2009)	Da'Sean Butler, West Virginia, 43 (Feb. 13, 2009)
<b>30 points by a player</b>	Scottie Reynolds, 36, vs. Louisville (Jan. 11, 2010)	Chris Harris, Navy, 30 (Dec. 22, 2008)
<b>15 rebounds by a player</b>	Antonio Pena, 16, vs. Ole Miss (Nov. 22, 2009)	Lavoy Allen, Temple, 17 (Dec. 13, 2009)
<b>10 assists by a player</b>	Reggie Redding, 11, vs. Providence (Mar. 5, 2009)	Will Walker, DePaul, 10 (Jan. 16, 2010)
<b>Five steals by a player</b>	Isaiah Armwood, 5, vs. DePaul (Jan. 6, 2010)	Jermaine Dixon, Pitt, 6 (Jan. 28, 2009)
<b>Five blocks by a player</b>	Maurice Sutton, 5, vs. La Salle (Nov. 28, 2009)	Alvin Mofunanya, FDU, 6 (Nov. 13, 2009)
<b>40 minutes by a player</b>	Dante Cunningham, 45, vs. Seton Hall (Jan. 6, 2009)	Luis Guzman, 40, Temple (Dec. 13, 2009)
<b>50 minutes by a player</b>	Kerry Kittles, 55, vs. Old Dominion (March 17, 1995)	Vonteego Cummings, Pitt, 50 (Mar. 4, 1998)
<b>25 turnovers as a team</b>	25 vs. Rutgers (Jan. 18, 2003)	La Salle, 27 (Nov. 28, 2009)



# 2009-10 MEN'S BASKETBALL GAME NOTES

## HEAD COACH JAY WRIGHT

### The Wright Numbers

**Lifetime:** 315-177 (.640)  
**Villanova (2001-present):** 193-92 (.677)  
**Hofstra (1994-2001):** 122-85 (.589)  
**Big East Regular Season:** 81-55 (.596)  
**America East Regular Season:** 76-48 (.613)  
**NCAA Record:** 11-7 (.611); seven appearances  
**NIT Record:** 4-4 (.500); four appearances  
**Big East Tournament:** 8-8 (.500)

### Jay Wright vs. All Opponents

Albany	2-0	Maryland	1-1
American	1-0	Memphis	0-2
American (PR)	1-0	Miami	3-3
Arizona	1-0	Michigan State	1-0
Army	2-0	Middle Tennessee	1-0
Belmont	2-0	Mississippi	1-0
Binghamton	1-0	Monmouth	3-0
Boston College	4-4	UMKC	0-1
Boston University	7-7	Navy	2-0
Bucknell	5-0	New Hampshire	10-4
California	0-1	New Mexico	1-0
Chaminade	0-1	New Mexico St.	0-1
Cincinnati	3-1	Niagara	1-0
Clemson	1-0	North Carolina	0-2
Colgate	2-1	North Carolina State	0-1
Coll. of Charleston	1-1	Northeastern	11-5
Colorado	0-1	Northern Ill.	1-0
Colgate	2-0	Northwood	1-0
Columbia	2-0	Notre Dame	5-5
Connecticut	4-8	Ohio State	0-1
Cornell	1-0	Oklahoma	2-0
Dartmouth	1-0	Oklahoma State	0-1
Dayton	2-1	Penn	8-3
Delaware	9-10	Penn State	0-1
Delaware State	1-0	Pittsburgh	5-6
DePaul	5-2	Providence	9-4
Drexel	11-10	Redlands	1-0
Duke	1-0	Rhode Island	1-0
Eastern Washington	1-0	Rider	2-0
Fairfield	0-1	Rutgers	8-4
Fairleigh Dickinson	1-0	St. John's	7-6
Florida	1-0	Saint Joseph's	6-3
Florida Atlantic	3-0	Santa Clara	1-0
Florida Int.	2-0	Seton Hall	7-2
Fordham	6-1	Siena	1-1
George Mason	2-0	Southern Miss	0-1
Georgetown	5-7	SW Texas St.	0-1
Georgia Tech	1-1	Stony Brook	10-0
Grambling	1-0	Syracuse	9-4
Hartford	11-4	Temple	7-3
Hawaii-Pacific	1-0	Texas	1-2
Houston Baptist	1-0	Towson	12-1
Iona	2-2	UCLA	2-1
Iowa	1-0	UMBC	2-0
Kansas	1-2	UNCG	1-0
Kentucky	0-1	UCF	1-0
Lafayette	1-0	USF	3-0
La Salle	8-1	Vanderbilt	0-1
Lehigh	1-1	Vermont	8-8
Longwood	1-0	Villanova	0-2
Louisiana Tech	1-0	Virginia	1-0
Louisville	4-4	VMI	1-0
Loyola Mary.	1-0	Virginia Tech	4-1
LSU	1-0	West Virginia	3-6
Maine	10-4	Wichita State	1-0
Manhattan	2-3	Xavier	0-2
Marquette	5-4	Yale	0-1
		Youngstown St.	2-0

### Jay Wright Year-by-Year

<u>Year</u>	<u>Institution</u>	<u>Record</u>	<u>Postseason</u>
1994-95	Hofstra University	10-18	None
1995-96	Hofstra University	9-18	None
1996-97	Hofstra University	12-15	None
1997-98	Hofstra University	19-12	None
1998-99	Hofstra University	22-10	NIT
1999-00	Hofstra University	24-7	NCAA
2000-01	Hofstra University	26-5	NCAA
2001-02	Villanova University	19-13	NIT
2002-03	Villanova University	15-16	NIT
2003-04	Villanova University	18-17	NIT
2004-05	Villanova University	24-8	NCAA
2005-06	Villanova University	28-5	NCAA
2006-07	Villanova University	22-11	NCAA
2007-08	Villanova University	22-13	NCAA
2008-09	Villanova University	30-8	NCAA
2009-10	Villanova University	15-1	
<b>Totals</b>		<b>315-177</b>	

### Biographical Information

**Date of Birth:** Dec. 24, 1961

**Education:** Council Rock High School (1979); Bucknell University (1983)

**Assistant Coaching Experience:** University of Rochester (1984-86); Drexel University (1986-87); Villanova University (1987-92); UNLV (1992-94)

**Head Coaching Experience:** Hofstra (1994-2001); Villanova (2001-present)

### Wright Stuff

Six men who have served on Jay Wright's staff have moved on to either college head coaching or NBA staff positions in recent years.

- **Tom Pecora** (Hofstra): Pecora served on Wright's staff for seven years in Hempstead, N.Y., and assumed command when Wright came to Villanova in 2001.

- **Joe Jones** (Columbia): Jones worked for Wright at Hofstra and again at Villanova. He is now in his seventh season in the Ivy League.

- **Billy Lange** (Navy): Lange served three seasons on Wright's staff at Villanova and was hired in Annapolis in March, 2004.

- **Fred Hill** (Rutgers): The former VU Associate Head Coach is in his fourth season as the head coach of the Scarlet Knights.

- **Brett Gunning** (Houston Rockets): An assistant and associate head coach to Jay Wright at both Hofstra and Villanova, Brett Gunning is in his second season as the director of player development for the Rockets.

- **Patrick Chambers** (Boston University): Chambers served at Villanova from 2004-09 and was appointed head coach at Boston University in April, 2009.



# 2009-10 MEN'S BASKETBALL GAME NOTES

## Villanova Individual Season Highs

<b>POINTS:</b>	36, Scottie Reynolds vs. Louisville (Jan. 11, 2010) 25, Scottie Reynolds vs. Maryland (Dec. 6, 2009) 23, Scottie Reynolds vs. Temple (Dec. 13, 2009) 23, Scottie Reynolds vs. Marquette (Jan. 2, 2010) 22, Scottie Reynolds vs. Saint Joseph's, Delaware
<b>FIELD GOALS</b>	9, Scottie Reynolds vs. Temple and Louisville 8, Antonio Pena vs. Ole Miss (Nov. 22, 2009) 8, Scottie Reynolds vs. Delaware, Marquette 8, Scottie Reynolds vs. DePaul (Jan. 6, 2010)
<b>FG ATTEMPTS</b>	18, Scottie Reynolds vs. Maryland (Dec. 6, 2009) 17, Taylor King vs. Maryland (Dec. 6, 2009) 16, Scottie Reynolds vs. Ole Miss and Temple 15, Taylor King vs. Saint Joseph's (Dec. 9, 2009)
<b>FG PCT.</b>	.900, Scottie Reynolds vs. Louisville (Jan. 11, 2010) .800, Antonio Pena vs. George Mason (Nov. 19, 2009) .800, Antonio Pena vs. Dayton (Nov. 20, 2009) .800, Taylor King vs. La Salle (Nov. 28, 2009) .800, Scottie Reynolds vs. Saint Joseph's (Dec. 9, 2009)
<b>3-PT. FG</b>	6, Scottie Reynolds vs. Delaware (Dec. 23, 2009) 5, Scottie Reynolds vs. Louisville (Jan. 11, 2010) 5, Corey Stokes vs. FDU and Maryland 4, Taylor King vs. Dayton and Drexel 4, Corey Fisher vs. Maryland (Dec. 6, 2009) 4, Taylor King vs. Saint Joseph's (Dec. 9, 2009) 4, Corey Stokes vs. Marquette (Jan. 9, 2010)
<b>3-PT. FG ATT.</b>	11, Corey Stokes vs. Maryland (Dec. 6, 2009) 10, Corey Stokes vs. FDU (Nov. 13, 2009) 10, Scottie Reynolds vs. Maryland (Dec. 6, 2009)
<b>3-PT. PCT</b>	1.000 (5-5), Scottie Reynolds vs. Louisville (Jan. 11, 2010) .750 (6-8), Scottie Reynolds vs. Delaware (Dec. 23, 2009) .667 (4-6), Taylor King vs. Drexel (Dec. 2, 2009) .667 (4-6), Corey Fisher vs. Maryland (Dec. 6, 2009)
<b>FREE THROWS</b>	14, Corey Fisher vs. GMU (Nov. 19, 2009) 13, Scottie Reynolds vs. Louisville (Jan. 11, 2010) 12, Scottie Reynolds vs. Saint Joseph's (Dec. 9, 2009)
<b>FT ATTEMPTS</b>	18, Corey Fisher vs. GMU (Nov. 19, 2009) 17, Scottie Reynolds vs. Louisville (Jan. 11, 2010) 16, Antonio Pena vs. Drexel (Dec. 2, 2009)
<b>FT PCT. (Min. 3)</b>	1.000 (8-8), Taylor King vs. Delaware (Dec. 23, 2009) 1.000, Corey Stokes vs. FDU (Nov. 13, 2009)
<b>REBOUNDS</b>	16, Antonio Pena vs. Ole Miss (Nov. 22, 2009) 12, Antonio Pena vs. GMU (Nov. 19, 2009) 12, Taylor King vs. Delaware (Dec. 23, 2009) 11, Taylor King vs. Ole Miss (Nov. 22, 2009) 11, Antonio Pena vs. Drexel and Maryland
<b>ASSISTS</b>	8, Corey Fisher vs. Penn (Nov. 16, 2009) 8, Scottie Reynolds vs. Maryland (Dec. 6, 2009)
<b>TURNOVERS</b>	8, Scottie Reynolds vs. GMU (Nov. 19, 2009) 7, Reggie Redding vs. Louisville (Jan. 11, 2010)
<b>BLOCKS</b>	5, Maurice Sutton vs. La Salle (Nov. 28, 2009) 3, Maurice Sutton vs. Drexel (Dec. 2, 2009)
<b>STEALS</b>	6, Corey Fisher vs. La Salle (Nov. 28, 2009) 5, Isaiah Armwood vs. DePaul (Jan. 6, 2010) 4, Taylor King vs. La Salle (Nov. 28, 2009) 4, Corey Fisher vs. Drexel (Dec. 2, 2009) 4, Scottie Reynolds vs. Saint Joseph's (Dec. 9, 2009)

## Team High & Lows

--Villanova--

<b>POINTS</b>	High	55	Penn (Nov. 16)
(First Half)	Low	27	Ole Miss (Nov. 22)
<b>POINTS</b>	High	56	St. Joseph's, Louisville
(Second Half)	Low	28	Temple (Dec. 13)
<b>TOTAL POINTS</b>	High	103	Penn (Nov. 16)
	Low	65	Temple (Dec. 13)
<b>FIELD GOALS</b>	High	37	Penn (Nov. 16)
	Low	19	Geo. Mason (Nov. 19)
<b>FG ATTEMPTS</b>	High	75	Maryland (Dec. 6)
	Low	49	Marquette, Louisville
<b>FG PCT.</b>	High	.587	Penn (Nov. 16)
	Low	.358	Geo. Mason (Nov. 19)
<b>3-PT. FG</b>	High	16	Maryland (Dec. 6)
	Low	3	Marquette (Jan. 2)
<b>3-PT. ATT</b>	High	39	Maryland (Dec. 6)
	Low	10	Marquette (Jan. 2)
<b>3-PT. FG PCT.</b>	High	.643	Louisville (Jan. 11)
	Low	.250	Ole Miss, La Salle
<b>FREE THROWS</b>	High	35	St. Joseph's, Louisville
	Low	9	Temple (Dec. 13)
<b>FT ATTEMPTS</b>	High	49	Louisville (Jan. 11)
	Low	11	Temple (Dec. 13)
<b>FT PCT.</b>	High	.895	DePaul (Jan. 6)
	Low	.590	Geo. Mason (Nov. 19)
<b>REBOUNDS</b>	High	51	Ole Miss (Nov. 22)
	Low	25	Temple (Dec. 13)
<b>ASSISTS</b>	High	19	Four times
	Low	8	Ole Miss (Nov. 22)
<b>TURNOVERS</b>	High	22	Ole Miss, Louisville
	Low	7	Marquette (Jan. 2)
<b>BLOCKS</b>	High	8	Drexel (Dec. 2)
	Low	0	Marquette (Jan. 2)
<b>STEALS</b>	High	18	La Salle (Nov. 28)
	Low	2	Marquette (Jan. 2)



# 2009-10 MEN'S BASKETBALL GAME NOTES

## Wildcats' Record When ...

### RECORDS

Overall: 15-1  
 Home: 7-0  
 Away: 4-1  
 Neutral: 4-0  
 Big East: 4-0  
 Non-Conference: 11-1  
 Big Five: 3-1  
 In Overtime: 0-0  
 At the Pavilion: 7-0  
 At the Wachovia Center: 0-0

### MONTH BY MONTH

November: 6-0  
 December: 5-1  
 January: 4-0  
 February:  
 March:

### AGAINST THE CONFERENCES

ACC: 1-0  
 Atlantic 10: 4-1  
 Big East: 4-0  
 Colonial Athletic: 3-0  
 Ivy League: 1-0  
 Northeast: 1-0  
 SEC: 1-0

### Streaks

Current Streak .....W6  
 Longest Streak .....W9  
 Highest FG Percentage in a Game .....587  
 Lowest FG Percentage in a Game .....358  
 When Leading at Halftime .....13-1  
 When Tied at Halftime .....0-0  
 When Trailing at Halftime .....2-0  
 In Overtime .....0-0

### Leads and Deficits

Biggest Halftime Lead .....30  
 Biggest Halftime Lead Blown .....6  
 Biggest Halftime Deficit .....9  
 Biggest Halftime Deficit Overcome .....9  
 Biggest Overall Lead .....48  
 Biggest Overall Lead Blown .....14  
 Highest Margin of Victory .....38  
 Biggest Overall Deficit .....17  
 Biggest Overall Deficit Overcome .....17  
 Biggest Margin of Defeat .....10

## Point Margins of Victory

1	2	3	4	5	6	7	8	9	10	11	12	13	14	15	16	17	18	19	20+
1	2				1	2	1		1								1	1	5

## Point Margins of Defeat

1	2	3	4	5	6	7	8	9	10	11	12	13	14	15	16	17	18	19	20+
											1								

## Individual Highlights

**Games Leading Villanova in Scoring:** Reynolds 11, Pena 3, Fisher 2, Stokes 2, Wayns 1

**Games Leading Villanova in Rebounding:** Pena 7, King 6, Redding 1, Armwood 1, Stokes 1, Reynolds 1

**Games Leading Villanova in Assists:** Fisher 9, Reynolds 7, Redding 1, Wayns 1

**Games Leading Villanova in Steals:** Fisher 6, Reynolds 4, Redding 3, Stokes 2, Pena 2, King 2, Wayns 2, Cheek 1, Armwood 1

**Games Leading Villanova in Blocks:** Sutton 8, Armwood 4, Pena 4, Yarou 3, Stokes 3, Fisher 2, Redding 1, King 1, Cheek 1, Reynolds 1

**20+ point games:** Reynolds 8, Stokes 1, Fisher 1, King 1

**Double figure scoring games:** Reynolds 14, Fisher 13, Pena 10, King 7, Stokes 5, Redding 5, Wayns 5, Cheek 1


**Double figure rebounding games:** Pena 6, King 1, Stokes 1

## Record When Scoring

Villanova scores 59 or less: .....0-0  
 Villanova scores 60-69 points: .....1-1  
 Villanova scores 70-79 points: .....5-0  
 Villanova scores 80-89 points: .....2-0  
 Villanova scores 90 points or more: .....7-0

Opponent scores less than 50 points: .....0-0  
 Opponent scores 50-59 points: .....2-0  
 Opponent scores 60-69 points: .....7-0  
 Opponent scores 70-79 points: .....3-1  
 Opponent scores 80-89 points: .....3-0  
 Opponent scores more than 90 points: .....0-0

Games decided by five points or less: .....3-0  
 Games decided by 6-10 points: .....4-1  
 Games decided by 11 points or more: .....3-0  
 Games decided by 20 points or more: .....5-0

**Isaiah Armwood (#34)****6-7 • 195****Freshman • Forward****Baltimore, Md.****Montrose Christian**

**2009-10 Season:** Made his first career start on Jan. 6 against DePaul, establishing season highs for minutes (19), points (six), rebounds (seven) and steals (five) ... Contributed four points and two rebounds in 14 minutes of a 74-72 win at Marquette on Jan. 2 ... Logged a season-high 17 minutes in a 96-58 win over Fordham on Dec. 19 ... Added four points and one rebound in eight minutes of a 81-63 win over La Salle on Nov. 28 ... Chipped in with four points in seven minutes of a 71-65 win at the O'Reilly Auto Parts Puerto Rico Tip-Off ... His first college basket, a 3-pointing goal with 17 seconds of victory on Nov. 19, lifted Villanova to a 69-68 victory over George Mason at the O'Reilly Auto Parts Puerto Rico Tip-Off.

**About Armwood**

**Villanova:** An athletic forward who runs the floor well and is very active on the glass ... Brings a solid fundamental background with him to college ... Can effectively sink the mid-range jumper ... Runs the floor and fills the lane in transition.

**Montrose Christian Academy:** Was a standout on one of America's elite prep units ... Played for coach Stu Vetter and helped his club reach the semifinals of the first ESPN Rise National Invitation Tournament in April ... Averaged 12 points and eight rebounds per game as a senior ... Those numbers were nearly identical to his junior season ... Ranked among the top 50 seniors in the country by the scouting services ... Signed a national letter of intent in November, prior to the start of his senior season at Montrose.

**Personal:** Born Dec. 28, 1990 in Baltimore, Maryland ... Father is Joe Armwood and mother is Azalea Madison ... Has one sister, Sierra Madison (24) ... Played alongside current teammate Mouphtau Yarou as a senior at Montrose Christian Academy ... Among his teammates in his freshman campaign was current NBA standout Kevin Durant ... Played AAU basketball for the Baltimore Stars ... Announced his intention to attend Villanova prior to his senior season at Montrose ... Also considered Texas and Syracuse.

**Season Highs**

Points	6 vs. DePaul (Jan. 6, 2010)
Rebounds	7 vs. DePaul (Jan. 6, 2010)
Assists	2 vs. Fordham (12/19/09)
Steals	5 vs. DePaul (Jan. 6, 2010)
Blocks	1 vs. George Mason (11/19/09)
Minutes:	19 vs. DePaul (Jan. 6, 2010)
Field Goals	3 vs. DePaul (Jan. 6, 2010)
3-PT Goals	1 vs. George Mason (11/19/09)
Free Throws	

**Dominic Cheek (#23)****6-6 • 185****Freshman • Guard****Jersey City, N.J.****St. Anthony's**

**2009-10 Season:** Scored nine points to go with six rebounds in a 99-72 win over DePaul on Jan. 6 ... Added eight points in 11 minutes in VU's 97-89 win at Saint Joseph's on Dec. 9 ... Came up with six points, four rebounds, two assists and a steal in 17 minutes of a 95-86 win over Maryland on Dec. 6 at the BB&T Classic ... Provided 10 points, two rebounds and a steal in 23 minutes of action in an 81-63 win over La Salle at the Pavilion on Nov. 28 ... Also helped in the defensive effort against the Explorers' Rodney Green ... Notched a season high six rebounds in 17 minutes of a 79-67 win over Ole Miss in the final of the O'Reilly Auto Parts Puerto Rico Tip-Off ... Contributed seven points and three rebounds in a 71-65 win over Dayton on Nov. 20 in San Juan ... Added seven points and two rebounds in VU's 103-65 win over Penn at the Pavilion on Nov. 16 ... Contributed eight points and four rebounds in his college debut, an 84-61 win over Fairleigh Dickinson on Nov. 13.

**About Cheek**

**Villanova:** A skilled wing player with excellent fundamentals ... Can score off the dribble or from deep ... Brings a great feel for the game with him to the court ... Rebounds well from his spot on the perimeter.

**St. Anthony's:** Earned recognition as an elite performer for coach Bob Hurley Sr. ... Averaged 14.2 points, 9.0 rebounds and 4.0 assists a game as a senior in 2008-09 ... Named a McDonald's All-American and was ranked the No. 19 senior in the nation by ESPNU ... Was a first team all-state choice in New Jersey and was most valuable player of the Elite 24 All-Star game held at Rucker Park in New York City ... A member of the USA Basketball U18 squad that captured a silver medal in the summer of 2008.

**Personal:** Born on Jan. 2, 1991 in Jersey City, N.J. ... Parents are Melvin Cheek and Lindora Mickey ... Siblings include Gary Carlisle (15), Joshua Mickey (9) and Melvin Cheek (23) ... Hopes to become a business major at Villanova ... Chose VU in part for its outstanding academics.

**Season Highs**

Points	10 vs. La Salle (11/28/09)
Rebounds	6 vs. Mississippi and DePaul
Assists	2 vs. FDU and Fordham
Steals	2 vs. Delaware (12/23/09)
Blocks	2 vs. Mississippi and Drexel
Minutes:	23 vs. La Salle (11/28/09)
Field Goals	3 four times, last vs. La Salle
3-PT Goals	2 vs. FDU (11/13/09)
Free Throws	4 vs. La Salle and DePaul



**Corey Fisher (#10)**  
**6-1 • 185**  
**Junior • Guard**  
**Bronx, N.Y.**  
**St. Patrick's (N.J.)**

**2009-10 Season:** Added 12 points, three rebounds and a pair of steals in a 92-84 win at Louisville on Jan. 11 ... Dropped in 15 points along with six assists, four rebounds and zero turnovers in a 99-72 win over DePaul on Jan. 6 ... Sparked the 'Cats with 17 points and four assists in a 96-58 win against Fordham on Dec. 19 ... Contributed 14 points and seven assists in a 75-65 loss at Temple on Dec. 13 ... Was outstanding, particularly in the second half, as VU held off Maryland 95-86 at the BB&T Classic ... Finished the night with a season-high 20 points, including 4-of-6 from beyond the 3-point arc ... His 3-point goal with 11:34 left restored VU's lead to six after a Terrapin run had narrowed the gap to three ... Established a new career high with six steals to go with 13 points and four assists in VU's 81-63 win over La Salle at the Pavilion ... Paced the Wildcats with 18 points, including 10-of-12 from the free throw line in a 71-65 victory at Dayton ... Drained all four of his free throws attempted in the final 2:10 when the Flyers had closed to within two points ... Sank 17 points and added six rebounds in a 69-68 victory over George Mason in the first round of the O'Reilly Auto Parts Puerto Rico Tip-off ... The 14 free throws he converted represented a career high ... Produced 13 points, eight assists and three steals in Villanova's 103-65 Philadelphia Big Five win over Penn at the Pavilion ... Scored 13 points to help the Wildcats to an 84-61 victory over Fairleigh Dickinson at the Pavilion on Nov. 13.

**About Fisher**

**Villanova:** An electric offensive performer ... Can play either guard position ... A unique combination guard with a knack for scoring ... Also adept at creating shots for teammates ... Selected to the Preseason Wooden Award Watch List ... A member of the 2009 USA Basketball World University Games squad.


**St. Patrick's High School:** Enjoyed a decorated prep career at the same powerhouse that sent Mike Nardi to Villanova ... Named New Jersey Player of the Year by the *Newark Star Ledger* ... Averaged 22.3 points, 6.1 rebounds and eight assists for a 30-2 team that was ranked No. 2 in the nation ... Dropped in 37 points to lead St. Pat's past Huntington (W. Va.) High School and its star O.J. Mayo in a nationally televised game in February ... Closed his prep career with a 16 assist effort in the annual Roundball Classic ... Named an EA Sports All-American ... Averaged 14.9 ppg and 4.2 apg as a junior in 2005-06.

**Personal:** Parents are Corey Wilson and Kiesha Fisher ... Given name is Anthony ... Has one sibling, Ivon Fisher (19) ... Played for coach Kevin Boyle at St. Pat's ... Also enjoys watching football and baseball ... Liked Villanova's combination of athletics and academics ... Played against teammate Corey Stokes each year in high school ... Born April 8, 1988 in the Bronx.

**Career Highs**

**2009-10**

Points	23 twice, last vs. Temple	20 vs. Maryland (12/6/09)
Rebounds	7 vs. North Carolina (4/6/09)	6 vs. G Mason (11/19/09)
Assists	8 twice, last vs. Penn (11/16/09)	8 vs. Penn (11/16/09)
Steals	6 vs. La Salle (11/28/09)	6 vs. La Salle (11/28/09)
Blocks	1 three times, last vs. Temple	1 twice, last vs. Temple
Minutes:	37 vs. Seton Hall (2/9/08)	37 vs. G Mason (11/19/09)
Field Goals	9 vs. N.C. State (11/25/08)	6 vs. Maryland, Temple
3-PT Goals	5 vs. Syracuse (2/2/08)	4 vs. Maryland (12/6/09)
Free Throws	14 vs. G Mason (11/19/09)	14 vs. G Mason (11/19/09)



**Taylor King (#31)**

**6-6 • 230**

**Sophomore • Forward  
Huntington Beach, Calif.  
Santa Ana Mater Dei  
Duke**

**2009-10 Season:** Bounced back from a nasty collision in the previous game to score 12 points and collect seven rebounds in a 92-84 win at Louisville on Jan. 11 ... Contributed six points and six rebounds in 17 minutes before a collision with Marquette's Lazar Hayward forced him from the game with 2:10 left in regulation on Jan. 9 ... Came up with his first career double-double in a 97-63 win over Delaware on Dec. 23, scoring 19 points and adding 12 rebounds in the win ... Notched a season-high 20 points, including a crucial 3-point goal with 1:34 left, to help VU hold off Saint Joseph's 97-89 on Dec. 9 ... Came up with 13 points and six rebounds in a 95-86 win over Maryland on Dec. 6 ... Provided 16 points and five rebounds in 23 minutes of VU's 77-58 win over Drexel on Dec. 2 ... His four steals against La Salle on Nov. 28 were a career high in that category ... Contributed a career-high 11 rebounds to go with nine points in a 79-67 win over Ole Miss in San Juan on Nov. 22 ... Came through with 14 points and nine rebounds in a career best 31 minutes to help lift VU past Dayton 71-65 at the O'Reilly Auto Parts Puerto Rico Tip-Off ... Gave the Wildcats a huge lift off the bench against Penn, scoring 14 points and collecting seven rebounds in a 103-65 triumph ... Made his first appearance in the Wildcats lineup a solid one with nine points and seven rebounds in 20 minutes of VU's 84-61 win over Fairleigh Dickinson on Nov. 13.

**About King**

**Villanova:** Sat out the 2008-09 campaign after transferring from Duke ... A prolific scorer ... Blessed with a soft touch and deep range.


**Santa Ana Mater Dei:** His 3,214 points are fourth most in California Prep history ... Also grabbed 1,224 rebounds... Sank over 300 career 3-point field goals ... Named California's "Mr. Basketball", second team Parade All-American and McDonald's All-American in 2007 ... Three time all-state and all-county selection ... Led Mater Dei to the California Division II state title as a senior with 29 points, 15 rebounds, three blocks and 7-of-8 shooting from the free throw line in an overtime victory over Archbishop Mitty in the championship game ... Scored 138 points, including 21 3-pointers, to earn most valuable player honors and lead the Monarchs to the City of Palm Tournament in Florida ... Averaged 26.7 points and 10.9 rebounds per game as a senior ... Scored eight points for the West team in the McDonald's All-American game ... Also played for the East team in the 2007 Roundball Classic ... Averaged 26.7 points, 12.4 rebounds, 2.5 assists, 1.3 steals to help pace the Monarchs to a 33-3 record and a state runnerup berth as a junior in 2006 ... Named California Junior Player of the Year and to the USA Today's All-Junior squad ... two time Orange County Register and Los Angeles Times Player of the Year ... Named to the 2006 U18 USA Junior National Team ... Averaged 12.0 points, 4.8 rebounds, and 1.3 app as the USA earned the gold medal at the 2006 FIBA Americas U18 Championship for Men in San Antonio, Texas ... Drained 10-of-21 three pointers (.476) in his stint with Team USA.

**Personal:** Born May 30, 1988 in Fountain Valley, Cal. ... Son of Meg and Steve King ... Has three older sisters, Lindsay, Natalie and Jacquelyn ... Uncle LeRoy King, played in the National Basketball Association for the Rochester Royals ... Grandfather, Robert, played football at UCLA ... Sister, Lindsay, played basketball at Sonoma (Cal.) State ... Sister, Natalie, played softball at Texas and Pacific (Cal.).

**Career Highs (Duke)**

**2009-10**

Points	27 vs. E. Kentucky (11/25/07)	20 vs. St. Jos. (12/9/09)
Rebounds	12 vs. Delaware (12/23/09)	12 vs. Delaware (12/23/09)
Assists	3 vs. NC Central (11/9/07)	2 vs. Marquette (1/2/10)
Steals	4 vs. La Salle (11/28/09)	4 vs. La Salle (11/28/09)
Blocks	2, three times, last on 1/16/08	1 twice, last vs. Drexel
Minutes:	33 vs. Temple (12/13/09)	33 vs. Temple (12/13/09)
Field Goals	9 vs. E. Kentucky (11/25/07)	7 vs. St. Jos. (12/9/09)
3-PT Goals	6 vs. E. Kentucky (11/25/07)	4 vs. Dayton, St. Jos.
Free Throws	8 vs. Delaware (12/23/09)	8 vs. Delaware (12/23/09)



**Antonio Pena (#0)**  
**6-8 • 235**  
**Junior • Forward**  
**Brooklyn, N.Y.**  
**St. Thomas More**

**2009-10 Season:** Sank two key free throws in the final 10 seconds of VU's 78-76 win over Marquette on Jan. 9 ... Was 5-of-5 at the line and finished with 11 points and four rebounds ... Connected on 7-of-9 field goal attempts for 17 points to go with seven rebounds in a 96-58 win over Fordham ... Picked up 16 points in a career-high 39 minutes of a 75-65 loss at Temple at the Liacouras Center on Dec. 13 ... Contributed 15 points and seven rebounds in the Wildcats' 97-89 win at Saint Joseph's on Dec. 9 ... Notched a new career high with 19 points, including 11 of 16 from the line, to go with 11 rebounds in a 77-58 win over Drexel on Dec. 2 ... Contributed 14 points, eight rebounds, three steals and a pair of assists in Villanova's 81-63 win over La Salle on Nov. 28 ... Took home the Most Outstanding Player Award at the O'Reilly Auto Parts Puerto Rico Tip-Off after scoring 17 points and grabbing a career high 16 rebounds in a 79-67 win over Ole Miss on Nov. 22 ... He also logged a career high 38 minutes and tied his career high in points .. Sank four of five field goal attempts and scored 13 points to go with seven rebounds in a 71-65 win over No. 21 Dayton in San Juan ... Posted his third straight double-double with 10 points and 12 rebounds in 27 minutes of action against George Mason ... Came up with his second career double-double in a 103-65 win over Penn on Nov. 16 ... Contributed 12 points and 10 rebounds ... Added nine points and 10 rebounds in VU's 84-61 win over Fairleigh Dickinson on Nov. 13.

**About Pena**

**Villanova:** This strong interior became a rotation fixture early in his freshman season and is the team's only returning experienced player up front ... Brings a strong low-post game along with the skill to step away from the basket to make shots.

**St. Thomas More:** Spent two years at the Connecticut-based prep school that has sent Gary Buchanan and Dwayne Anderson to Villanova ... Averaged 21 points and 11 rebounds per game in 2004-05 ... Played for coach Jere Quinn ... Came to St. Thomas More from Brooklyn's Lincoln High School, where he was a teammate of Sebastian Telfair.

**Personal:** Selected Villanova from a list that included Cincinnati, Texas, Louisville and St. John's ... Makes his home in Brooklyn, N.Y. ... Parents are Alvin Pena and Olivia Wright ... Born July 20, 1986 near Coney Island, N.Y.

**Career Highs**

**2009-10**

Points	19 vs. Drexel (12/2/02)	19 vs. Drexel (12/2/02)
Rebounds	16 vs Ole Miss (11/22/09)	16 vs Ole Miss (11/22/09)
Assists	6 vs. La Salle (12/14/08)	3 vs. FDU (11/13/09)
Steals	3 vs. Pitt, La Salle	3 vs. La Salle (11/28/09)
Blocks	3 vs. Navy (12/22/08)	2 vs. Penn (11/16/09)
Minutes:	39 vs. Temple (12/13/09)	39 vs. Temple (12/13/09)
Field Goals	8 twice, last vs. Ole Miss	8 vs. Ole Miss (11/22/09)
3-PT Goals	1, twice, last vs. Temple (12/9/07)	
Free Throws	11 vs. Drexel (12/2/02)	11 vs. Drexel (12/2/02)



**Reggie Redding (#15)**

**6-5 • 205**

**Senior • Guard**

**Philadelphia, Pa.**

**St. Joseph's Prep**

**2009-10 Season:** Chipped in with 10 points, seven assists, four rebounds and three steals in VU's 99-72 win over DePaul on Jan. 6 ... Added 11 points and eight rebounds in a 74-72 BIG EAST win at Marquette on Jan. 2 ... Converted 6-of-7 field goal attempts for 16 points in a 97-63 win over Delaware ... Also added six rebounds in 30 minutes ... Returned to the lineup with an impressive performance, contributing 15 points, nine rebounds, three assists, three steals and two blocked shots in a 96-58 win over Fordham on Dec. 19 ... Sat out the first semester (10 games) due to university sanctions for a student code of conduct violation.

**About Redding**

**Villanova:** Possesses a great feel for the game ... Moves well without the ball ... Offers size and the ability to score from the guard position ... An accomplished defender ... Will not appear in games in the first semester as the result of disciplinary action by the University ... Is eligible to return on Dec. 19 ... Is permitted to practice during the fall term ... Winner of the 2009 Paul Arizin Award and a second team All-Philadelphia Big Five selection.

**St. Joseph's Prep:** Became the Prep's all-time leading scorer with 1,568 points while playing for coach Speedy Morris ... Averaged 17.2 points, 3.6 assists and rebounds per game as a senior in 2005-06 ... Named first team All-Philadelphia Catholic League as a senior.

**Personal:** Picked Villanova from a list that included North Carolina State, Boston College and Pittsburgh ... Born July 18, 1988 in Philadelphia ... Parents are Reggie and Darlene Redding ... Opted for Villanova for its style of play and proximity to Philadelphia.

**Career Highs**

**2009-10**

Points	18 vs. Pittsburgh (1/28/09)	16 vs. Delaware (12/23/09)
Rebounds	12 vs. URI (11/29/08)	9 vs. Fordham (12/19/09)
Assists	11 vs. Providence (3/5/09)	7 vs. DePaul (Jan. 6, 2010)
Steals	6 vs. Syracuse (2/22/09)	3 vs. Fordham, DePaul
Blocks	4 vs. American (3/19/09)	2 vs. Fordham (12/19/09)
Minutes:	38 vs. Bucknell (11/18/07)	36 vs. Marquette (Jan 2 & 9)
Field Goals	6 vs. Providence (2/4/09)	6 vs. Fordham, Del.
3-PT Goals	2, six times, last vs. Fordham	2 vs. Fordham, DePaul
Free Throws	10 vs. Pittsburgh (1/28/09)	5 vs. Marquette (1/2/10)



**Scottie Reynolds (#1)**

**6-2 • 195**

**Senior • Guard**

**Herndon, Va.**

**Herndon H.S.**

**2009-10 Season:** Came up with a huge second half, scoring 30 of his 36 points to help VU cap a rally from a 17-point deficit in a 92-84 win at Louisville ... Connected on 9-of-10 field goal attempts and was perfect (5-of-5) from deep ... Helped VU hold off Marquette with 10 second half points (15 overall) in the 'Cats 78-76 win over the Golden Eagles on Jan. 9 ... Led VU with 21 points on 8-of-13 shooting from the field in a 99-72 win over DePaul ... Named Big Five Player of the Week and to the BIG EAST Honor Roll on Jan. 4 ... Dropped in 23 points, including the go-ahead basket with 18.3 seconds left, to help lift VU past Marquette 74-72 on Jan. 2 ... Paced the Wildcats with 22 points, including 6-of-8 from beyond the 3-point arc, in a 97-63 win over Delaware on Dec. 23 ... Tossed in 17 points in just 23 minutes against Fordham on Dec. 19 ... Added 23 points, seven rebounds and three assists in a 75-65 loss to Temple on Dec. 13 ... Paced Villanova with 22 points, including 12-of-14 at the line, in a 97-89 win at Saint Joseph's on Dec. 9 ... Named BIG EAST and Philadelphia Big Five Player of the Week on Dec. 7 ... Earned the Most Outstanding Player honor at the BB&T Classic on Dec. 6 ... Scored 25 points and added eight assists, both season highs, to go with five rebounds in 38 minutes against Maryland ... Tied a career high with eight rebounds in the 77-58 win over Drexel on Dec. 2 ... Added 14 points and six assists as well ... Named to the O'Reilly Auto Parts Puerto Rico Tip-Off all-tournament team after pacing VU with 21 points in a 79-67 victory over Ole Miss on Nov. 22 ... Led the Wildcats with 18 points and assisted on the winning basket by Isaiah Armwood in a 69-68 win over George Mason in the opening round of the O'Reilly Auto Parts Classic Puerto Rico Tip-Off ... Delivered 14 points, five assists and zero turnovers in 21 minutes of action in VU's 103-65 win over Penn on Nov. 16 at the Pavilion ... Chipped in with eight points in VU's 84-61 win over Fairleigh Dickinson on Nov. 13.

**About Reynolds**

**Villanova:** An explosive scorer capable of playing either guard position ... Crafty with the basketball, especially on drives to the basket ... One of 50 members of the Wooden Award Watch List ... Named Most Outstanding Player at 2009 East Regional and was honorable mention All-BIG EAST as well as First Team All-Philadelphia Big Five ... Announced his intention to enter his name into National Basketball Association Draft pool on April 21 before removing it on June 9, 2009.

**Herndon High School:** Named a 2006 McDonald's All-American ... Named first team all-Virginia by the *Associated Press* from 2004-06 ... Averaged 28.4 points, 3.3 rebounds, 4.5 assists and 4.0 steals per game in 2005-06 to help lead Herndon to a 26-4 record and the Class AAA state tournament finals ... Tabbed Class AAA player of the year as a senior ... Averaged 34.7 points, 5.1 rebounds, 6.2 assists and 3.3 steals as a junior in 2004-05 ... Selected first team All-Metro by the *Washington Post* as a junior and senior ... Averaged 23.8 points and 5.0 assists per game at Herndon while playing for coach Gary Hall and departed as the school's all-time leading scorer (2,033 points) ... Participated in 2006 Roundball Classic.

**Personal:** Given name is Scott Reynolds ... Son of Pam and Rick Reynolds ... Born Oct. 10, 1987 in Huntsville, Ala. ... Was later adopted by the Reynolds family and spent his youth in Virginia and Illinois ... Has two brothers, Eric and Ross, and three sisters, Kelli Platt, Susie, and Daihilia ... Played on Boo Williams' teams on the AAU circuit ... Participated in 2005 USA Basketball Youth Development Festival, where he helped USA White team to a gold medal ... Originally signed a letter of intent to attend Oklahoma University but was released from that obligation when head coach Kelvin Sampson accepted a position at Indiana University in April 2006.

**Career Highs**

**2009-10**

Points	40, twice, last vs. Seton Hall	36 vs. Louisville (1/11/10)
Rebounds	8, twice, last vs. Drexel	8 vs. Drexel (12/2/02)
Assists	10, vs. Louisville (2/3/07)	8 vs. Maryland (12/6/09)
Steals	4, ten times, last vs. St. Jos.	4 vs. St. Jos. (12/9/09)
Blocks	1, eight times	1 vs. La Salle (11/28/09)
Minutes:	43 vs. Seton Hall (1/6/09)	39 vs. G Mason (11/19/09)
Field Goals	12 vs. Connecticut (2/28/07)	9 vs. Temple, Louisville
3-PT Goals	7 vs. DePaul (1/6/07)	6 vs. Delaware (12/23/09)
Free Throws	15 vs. Seton Hall (1/6/09)	13 vs. Louisville (1/11/10)



**Corey Stokes (#24)**

**6-5 • 195**

**Junior • Guard**

**Bayonne, N.J.**

**St. Benedict's**

**2009-10 Season:** Came up with a big effort after being idled by a right hamstring injury against DePaul on Jan. 6 ... Led VU with 16 points in 28 minutes of a 78-76 win over Marquette on Jan. 9 ... A strained right hamstring suffered in practice on Jan. 4 kept him out of action against DePaul ... Set a new career high with 10 rebounds to go with seven points in a 96-58 win over Fordham ... Tallied 18 points to go with three assists, three rebounds and a pair of steals in a 95-86 win over Maryland at the Verizon Center on Dec. 6 ... Chipped in with nine points, five points and two assists in a 81-63 win over La Salle on Nov. 28 ... Offered terrific defense and 18 points to go with five rebounds in a 79-67 win over Ole Miss on Nov. 22 ... His 35 minutes against the Rebels were a career high ... Connected on 5-of-7 from the field for 14 points to go with five rebounds in VU's 103-65 win over Penn on Nov. 16 at the Pavilion ... Paced the Wildcats with 20 points, including 5-of-10 from beyond the 3-point arc, in an 84-61 win over Fairleigh Dickinson.

**About Stokes**

**Villanova:** Brings a pure shooting stroke and great range ... Improved as a defender over the course of his first two seasons in college ... Moves well without the basketball.

**St. Benedict's Prep:** Named to the prestigious McDonald's and *Parade* All-American teams for his efforts helping the Gray Bees' complete a 24-1 season ... Averaged 25.0 points, 6.8 rebounds and 2.2 assists as a senior in 2006-07 ... Also named to the EA Sports All-American and first team All- New Jersey by the *Newark Star-Ledger* ... Participated in the Roundball Classic and was invited to try out for USA Basketball's 19-and-Under team following the season ... Connected on 42 percent of his 3-point field goal attempts in 2005-06 to go with an 11.5 ppg average.

**Personal:** A business management major at Villanova ... Parents are Ernest Simpson and Karen Stokes ... Siblings are Brandon Stokes (20), Jamal Stokes (26), Harun Simpson (34) and Saidah Simpson (26) ... Jamal Stokes played at William Paterson College in New Jersey.

**Career Highs**

**2009-10**

Points	22 vs. HBU (12/4/08)	20 vs. FDU (11/13/09)
Rebounds	10 vs. Fordham (12/19/09)	10 vs. Fordham (12/19/09)
Assists	3, five times, last vs. UMd.	3 vs. Maryland (12/6/09)
Steals	2, three times (last on 3/12/09)	2 vs. Fordham (12/19/09)
Blocks	2 twice, last vs. Ole Miss	2 vs. Ole Miss (11/22/09)
Minutes:	35 vs. Ole Miss (11/22/09)	35 vs. Ole Miss (11/22/09)
Field Goals	8 vs. Siena (3/23/08)	6 vs. FDU, Maryland, Marq.
3-PT Goals	6 vs. HBU (12/4/08)	5 vs. FDU, Maryland
Free Throws	7 vs. Syracuse (2/7/09)	6 vs. Ole Miss (11/22/09)



**Maalik Wayns (#5)**  
**6-1 • 185**  
**Freshman • Guard**  
**Philadelphia, Pa.**  
**Roman Catholic**

**2009-10 Season:** Added 11 points in 15 minutes of a 92-84 win at Louisville on Jan. 11 ... Followed up his second BIG EAST Rookie of the Week nod (Jan. 4) with a sensational effort against DePaul ... Sank 8-of-12 from the floor for 18 points in a 99-72 win ... Tied a season high with 16 points in his BIG EAST debut at Marquette, helping the 'Cats to a 74-72 win ... Named BIG EAST Rookie of the Week on Dec. 19 after delivering 12 points, two assists and a steal in a 96-58 win over Fordham ... Produced nine points and two rebounds at Saint Joseph's in a 97-89 triumph ... Chipped in with seven points on 3-of-4 shooting from the floor in a 77-58 win over Drexel on Dec. 2 ... His 3-point field goal with 41 seconds left helped lift Villanova to a come from behind 69-68 win over George Mason on Nov. 19 in San Juan, Puerto Rico. ... Led the Wildcats with 16 points in 18 minutes during a 103-65 win over Penn on Nov. 16 at the Pavilion ... Sank 3-of-6 from beyond the 3-point arc ... Came off the bench to supply six points, two assists and a pair of steals in his college debut at the Pavilion against Fairleigh Dickinson.

**About Wayns**

**Villanova:** A natural point guard and leader ... Uses his great quickness to create shots for himself and others ... Can break defenders down off the dribble or knock down shots from the perimeter ... A terrific competitor with superior court vision.

**Roman Catholic High School:** Was named a Parade and McDonald's All-American as a senior in 2009 despite missing three weeks of the regular season with a knee injury ... Also was a two-time most valuable player in the Philadelphia Catholic League as well as a first team all-city and all-state choice in Pennsylvania ... Averaged 19.2 points, 5.1 rebounds and 5.5 assists per game for the Cahillites as a senior ... As junior in 2007-08 he averaged 22.4 points, 5.1 assists, 4.8 rebounds and 2.1 steals per outing.

**Personal:** Born May 2, 1991 in Philadelphia, Pa. ... Parents are Verland Wayns and Deborah Wayns ... Has one sibling, VJ (12) ... Chose Villanova for its family atmosphere, basketball and proximity to home ... Enjoys listening to rap music in his spare time and has aspirations of a career in broadcasting when his playing days are complete.

**Season Highs**

Points	18 vs. DePaul (1/6/10)
Rebounds	6 vs. G Mason (11/19/09)
Assists	4 vs. G Mason (11/19/09)
Steals	3 vs. DePaul (1/6/10)
Blocks	
Minutes:	26 vs. George Mason and Marquette
Field Goals	8 vs. DePaul (1/6/10)
3-PT Goals	3 vs. Penn (11/16/09)
Free Throws	6 vs. Marquette (1/2/10)



## Mouphtaou Yarou (#13)

6-10 • 250

Freshman • Center/Forward

Natitingou, Benin

Montrose Christian

**2009-10 Season:** Contributed four points and three rebounds in 14 minutes of action in a 92-84 win at Louisville on Jan. 11 ... Returned to game action on Jan. 6 in a 99-72 win over DePaul ... Logged 14 minutes, scoring four points, grabbing two rebounds and picking up one blocked shot ... Was cleared by physicians to resume all basketball activities on Dec. 31 and was in uniform on Jan. 2 at Marquette ... Appeared in two games before being sidelined by Hepatitis B virus ... Supplied six points and three rebounds while drawing a starting assignment in VU's 84-61 win over Fairleigh Dickinson on Nov. 13.

## About Yarou

**Villanova:** A gifted forward with a throwback approach to the game ... Is an effective post-up performer and relentless rebounder ... Possesses an uncanny feel for the sport despite having played it competitively in the United States for just two years ... Good hands and shooting touch.

**Montrose Christian:** Helped lead the national powerhouse to 22 victories and the semifinals of the ESPN Rise National Invitational Tournament in April ... Averaged 20 points, 12 rebounds and three blocked shots per outing while playing for coach Stu Vetter ... Spent his junior year at Massanutten Military Academy in Woodbridge, Va., after arriving in the United States from Benin in West Africa ... Ranked among the top 30 players in the nation by ESPNU ... Selected to play in the Jordan Brand All-Star game at New York's Madison Square Garden following his senior season.

**Personal:** Parents are Louis and Awaou Yarou ... His father is an agricultural engineer and his mother operates a clothing store in Benin ... Emigrated to the United States in 2007 ... Is one of 13 children ... Speaks five languages, including English, French and three African dialects ... Spent most of his youth playing soccer and only began to play basketball in 2004 ... Nickname is "Moof" ... Proper pronunciation of his name is moof-tow (rhymes with wow) ya-roo ... Born June 26, 1990.

### Season Highs

Points	6 vs. FDU (11/13/09)
Rebounds	5 vs. Penn (11/16/09)
Assists	1 vs. Penn and Louisville
Steals	
Blocks	1 vs. FDU, Penn, DePaul
Minutes:	20 vs. FDU (11/13/09)
Field Goals	2 vs. FDU and DePaul
3-PT Goals	
Free Throws	2 vs. FDU, Penn and Louisville



**Russell Wooten (#12)**  
**6-4 • 210**  
**Senior • Forward**  
**Chula Vista, Calif.**  
**St. Augustine**

**2009-10 Season:** Recorded the first two points of his college career on a putback in the waning moments of VU's 103-65 win over Penn at the Pavilion on Nov. 16.

**Villanova:** Joined the active roster in 2008-09 as a walk-on ... Spent the previous two seasons as a student volunteer ... Brings strength and energy to the court each day ... A willing worker who gives maximum effort at all times.

**St. Augustine High School:** Earned three varsity letters as a forward and center ... Posted eight double-doubles as a senior ... Named first team Western League as a senior in 2006 ... Also earned three varsity letters in track, racing in the 200 and 400 meter events ... Ran a leg of the 4x400 meter relay in 49.73 ... Selected to the All-Academic team as a senior.

**Personal:** Parents are Wayne and Karen Wooten ... Wayne Wooten played four years of basketball as a forward at Northern Kentucky University ... Born May 18, 1988 in San Diego ... A sociology major ... Enjoys video games and watching videos in his spare time ... Picked Villanova for its academics, basketball and "to test my character being away from home."



**Maurice Sutton (#25)**  
**6-11 • 215**  
**Freshman • Forward/Center**  
**Largo, Md.**  
**Largo**

**2009-10 Season:** Scored two points and added four rebounds in a 99-72 win over DePaul on Jan. 6 ... Sidelined by an upper respiratory infection on Dec. 23 against Delaware ... Collected six rebounds to go with four points in a 97-89 win at Saint Joseph's on Dec. 9 ... Blocked five shots to go with five rebounds and three points in an 81-63 win over La Salle on Nov. 28 ... Made his first career start in San Juan, scoring four points, adding eight rebounds and blocking a pair of shots in 30 minutes of a 71-65 win over Dayton ... Played 17 key minutes in the win over George Mason, contributing three points and five rebounds ... Contributed seven points and five rebounds in VU's 103-65 win over Penn on Nov. 16 ... Came off the bench to add five points, two rebounds and a blocked shot in six minutes of action in an 84-61 win over Fairleigh Dickinson.

**Largo High School:** Earned three varsity letters playing for coach Lewis Howard in Upper Marlboro, Md. ... Largo owned a 48-5 record over his final two seasons and captured the Class 3A Maryland state championship ... Averaged 18 points, 13 rebounds and nine blocked shots per game as Largo posted a 24-4 record in 2007-08 ... Established a new standard for triple-doubles and blocked shots in his three seasons at Largo ... Earned first team all-county honors as a senior and was an honor roll student in his final two years.

**Personal:** Born July 31, 1989 in Upper Marlboro, Md. ... Parents are Maurice Sutoon, Sr., and Gwen Sutton ... Has two older siblings, Terry Barnes (36) and Candace Sutton-Pearson (26) ... Sutton-Pearson played college basketball at the University of North Carolina before graduating in 2004 ... Gwen Sutton played basketball at North Carolina State and Maurice Sutton, Sr., played football at Norfolk State ... Plans to major in business management at Villanova with an eye towards becoming an entrepreneur when his basketball career is complete ... Former National Basketball Association forward Chris Gatling is a cousin ... Enjoys spending time with friends and family, prayer and movies ... Selected Villanova over Indiana and Seton Hall.

**Career Highs**

**2009-10**

Points	14 vs. Penn (11/16/09)	2 vs. Penn (11/16/09)
Rebounds	1, three times, last vs. Penn	1 vs. Penn (11/16/09)
Assists		
Steals		
Blocks		
Minutes:	5 vs. Fordham (11/17/08)	2 vs. Penn (11/16/09)
Field Goals		
3-PT Goals		
Free Throws		

**Season Highs**

Points	7 vs. Penn (11/16/09)
Rebounds	8 vs. Dayton (11/20/09)
Assists	2 vs. La Salle (11/28/09)
Steals	1 vs. Drexel (12/2/02)
Blocks	5 vs. La Salle (11/28/09)
Minutes:	30 vs. Dayton (11/20/09)
Field Goals	3 vs. Penn (11/16/09)
3-PT Goals	
Free Throws	1 vs. FDU, Penn, George Mason, La Salle

**No. 5 Villanova 84, Fairleigh Dickinson 61**  
**November 13, 2009 ~ The Pavilion ~ Villanova, Pa.**

VISITORS: Fairleigh Dickinson 0-1

##	Player Name	TOT-FG			3-PT			REBOUNDS			TP	A	TO	BLK	S	MIN
		FG-FGA	FG-FGA	FT-FTA	OF	DE	TOT	PF								
50	GALVIN, John.....	f	1-2	0-0	0-0	0	0	0	1	2	0	1	0	0	14	
55	MORUNYAN, Alvin.....	f	2-6	0-0	3-7	2	4	6	4	7	2	2	6	0	29	
01	GRIER, Terence.....	g	6-12	0-0	5-5	2	1	3	4	17	2	3	0	0	37	
12	SCOTT, Mike.....	g	3-9	1-5	8-10	0	5	5	3	15	2	2	0	2	37	
30	BAPTISTE, Sean.....	g	3-12	2-8	3-6	0	2	2	3	11	0	3	0	0	35	
22	LARIZZA, Louis.....	g	0-0	0-0	0-0	0	0	0	0	0	0	0	0	0	1	
33	MULUMBA MBAYI, Anacl.....	g	1-1	0-0	1-2	1	1	2	0	3	0	0	0	0	6	
44	SVRDLIK, Kamil.....	g	3-5	0-1	0-2	0	9	9	2	6	1	2	0	2	35	
52	PURSLEY, DeJuan.....	g	0-1	0-0	0-0	0	1	1	3	0	0	1	0	0	6	
TEAM.....						1	6	7							1	
Totals.....			19-48	3-14	20-32	6	29	35	20	61	7	15	6	4	200	

TOTAL FG% 1st Half: 11-23 47.8% 2nd Half: 8-25 32.0% Game: 39.6% DEADB  
 3-Pt. FG% 1st Half: 2-6 33.3% 2nd Half: 1-8 12.5% Game: 21.4% REBS  
 F Throw % 1st Half: 10-10 100% 2nd Half: 10-22 45.5% Game: 62.5% 6

HOME TEAM: Villanova 1-0

##	Player Name	TOT-FG			3-PT			REBOUNDS			TP	A	TO	BLK	S	MIN
		FG-FGA	FG-FGA	FT-FTA	OF	DE	TOT	PF								
00	PENA, Antonio.....	f	3-8	0-1	3-6	4	6	10	1	9	3	2	0	2	32	
13	YAROU, Mouphtaou.....	f	2-4	0-0	2-4	2	1	3	2	6	0	1	1	0	20	
01	REYNOLDS, Scottie.....	g	2-10	0-4	4-6	0	3	3	4	8	2	1	0	0	38	
10	FISHER, Corey.....	g	4-9	1-2	4-6	1	3	4	4	13	4	2	1	0	21	
24	STOKES, Corey.....	g	6-12	5-10	3-3	1	3	4	4	20	2	2	1	0	26	
05	WAYNS, Maalik.....	g	2-7	0-2	2-2	0	2	2	2	6	2	0	0	2	18	
23	CHEEK, Dominic.....	g	3-6	2-4	0-0	2	2	4	1	8	2	0	0	0	18	
25	SUTTON, Maurice.....	g	2-2	0-0	1-2	2	0	2	2	5	0	0	1	0	6	
31	KING, Taylor.....	g	3-7	1-3	2-2	2	5	7	1	9	1	0	1	0	20	
34	ARMWOOD, Isaiah.....	g	0-1	0-0	0-0	0	0	0	1	0	0	0	0	0	1	
TEAM.....						3	4	7							2	
Totals.....			27-66	9-26	21-31	17	29	46	22	84	16	8	5	4	200	

TOTAL FG% 1st Half: 10-31 32.3% 2nd Half: 17-35 48.6% Game: 40.9% DEADB  
 3-Pt. FG% 1st Half: 5-16 31.3% 2nd Half: 4-10 40.0% Game: 34.6% REBS  
 F Throw % 1st Half: 10-16 62.5% 2nd Half: 11-15 73.3% Game: 67.7% 5

Officials: Jim Haney, Tim Clougherty, Jeff Clark  
 Technical fouls: Fairleigh Dickinson-TEAM. Villanova-None.  
 Attendance: 6500  
 Score by Periods: 1st 2nd Total  
 Fairleigh Dickinson..... 34 27 - 61  
 Villanova..... 35 49 - 84

Points in the paint-FDU 26,VU 28. Points off turnovers-FDU 11,VU 17.  
 2nd chance points-FDU 2,VU 17. Fast break points-FDU 12,VU 4.  
 Bench points-FDU 9,VU 28. Score tied-3 times. Lead changed-2 times.  
 Last FG-FDU 2nd-00:00, VU 2nd-01:32.  
 Largest lead-FDU by 3 1st-04:08, VU by 25 2nd-01:17.

**No. 5 Villanova 103, Penn 65**  
**November 16, 2009 ~ The Pavilion ~ Villanova, Pa.**

VISITORS: Penn (0-2, 0-1 B5)

##	Player Name	TOT-FG			3-PT			REBOUNDS			TP	A	TO	BLK	S	MIN
		FG-FGA	FG-FGA	FT-FTA	OF	DE	TOT	PF								
01	Rosen, Zack.....	f	2-10	1-8	2-2	1	2	3	3	7	6	1	0	2	32	
24	Eggleston, Jack.....	f	4-7	1-2	0-0	0	0	0	4	9	1	5	0	1	19	
13	Schreiber, Andreas.....	c	1-6	0-0	4-7	0	0	0	1	6	2	3	0	2	20	
04	Barrardini, Tyler.....	g	0-3	0-3	0-0	0	1	1	0	0	1	0	0	1	15	
05	Smith, Darren.....	g	6-15	4-9	5-6	0	2	2	2	21	1	0	0	1	33	
02	Monckton, Dan.....	g	0-1	0-1	0-0	0	0	0	0	1	0	0	0	0	4	
11	Washington, Malcolm.....	g	1-1	0-0	0-2	0	0	0	0	1	2	1	0	0	2	
14	Loughery, Larry.....	g	0-0	0-0	0-0	0	1	1	0	0	1	0	0	0	4	
20	Sullivan, Carson.....	g	0-2	0-2	0-0	0	0	0	0	1	0	0	0	0	8	
23	Howlett, Mike.....	g	0-1	0-0	0-2	3	4	7	0	0	0	0	1	0	13	
30	Belcore, Rob.....	g	5-9	3-7	3-6	0	2	2	3	16	0	3	0	1	28	
42	Fitzpatrick, Brian.....	g	1-2	0-0	0-0	1	0	1	0	2	0	0	0	0	8	
44	Turley, Conor.....	g	0-1	0-0	2-2	1	1	2	2	2	0	0	0	0	13	
TEAM.....						5	3	8							1	
Totals.....			20-58	9-32	16-27	11	16	27	18	65	13	14	0	10	200	

TOTAL FG% 1st Half: 7-27 25.9% 2nd Half: 13-31 41.9% Game: 34.5% DEADB  
 3-Pt. FG% 1st Half: 4-17 23.5% 2nd Half: 5-15 33.3% Game: 28.1% REBS  
 F Throw % 1st Half: 7-11 63.6% 2nd Half: 9-16 56.3% Game: 59.3% 5

HOME TEAM: Villanova (2-0, 1-0 B5)

##	Player Name	TOT-FG			3-PT			REBOUNDS			TP	A	TO	BLK	S	MIN
		FG-FGA	FG-FGA	FT-FTA	OF	DE	TOT	PF								
00	PENA, Antonio.....	f	4-6	0-0	4-4	1	9	10	2	12	1	0	2	1	25	
13	YAROU, Mouphtaou.....	c	1-3	0-0	2-2	2	3	5	5	4	1	2	1	0	17	
01	REYNOLDS, Scottie.....	g	5-10	2-3	2-3	1	1	2	2	14	5	0	0	2	21	
10	FISHER, Corey.....	g	4-9	1-4	4-6	0	3	3	1	13	8	2	0	3	26	
24	STOKES, Corey.....	g	5-7	2-3	2-2	1	4	5	3	14	1	3	0	0	20	
04	COLBENDA, Jason.....	g	0-0	0-0	0-0	0	0	0	1	0	0	2	0	1	3	
05	WAYNS, Maalik.....	g	6-10	3-6	1-1	0	0	0	1	16	1	4	0	0	18	
12	WOOTEN, Russell.....	g	1-1	0-0	0-0	1	0	1	0	2	0	0	0	0	2	
23	CHEEK, Dominic.....	g	3-4	1-2	0-0	0	2	2	0	7	1	0	0	0	18	
25	SUTTON, Maurice.....	g	3-5	0-0	1-2	2	3	5	3	7	0	2	1	0	14	
31	KING, Taylor.....	g	5-7	2-3	2-2	4	3	7	1	14	1	0	0	1	23	
34	ARMWOOD, Isaiah.....	g	0-1	0-0	0-0	0	3	3	3	0	0	0	0	0	13	
TEAM.....						1	1	2							2	
Totals.....			37-63	11-21	18-23	13	32	45	22	103	19	15	4	8	200	

TOTAL FG% 1st Half: 18-31 58.1% 2nd Half: 19-32 59.4% Game: 58.7% DEADB  
 3-Pt. FG% 1st Half: 6-14 42.9% 2nd Half: 5-7 71.4% Game: 52.4% REBS  
 F Throw % 1st Half: 13-15 86.7% 2nd Half: 5-8 62.5% Game: 78.3% 3

Officials: Michael Stephens, Gene Steratore, Wally Rutecki  
 Technical fouls: Penn-None. Villanova-None.  
 Attendance: 6500  
 Score by Periods: 1st 2nd Total  
 Penn..... 25 40 - 65  
 Villanova..... 55 48 - 103

Points in the paint-PENN 12,VU 36. Points off turnovers-PENN 19,VU 23.  
 2nd chance points-PENN 11,VU 21. Fast break points-PENN 6,VU 15.  
 Bench points-PENN 22,VU 46. Score tied-2 times. Lead changed-2 times.  
 Last FG-PENN 2nd-00:43, VU 2nd-00:22.  
 Largest lead-PENN by 1 1st-18:17, VU by 48 2nd-07:17.

**No. 5 Villanova 69, George Mason 68**  
**November 19, 2009 ~ Coliseo De Puerto Rico ~ Hato Rey, Puerto Rico**  
**O'Reilly Auto Parts Puerto Rico Tip-Off**

VISITORS: George Mason

##	Player Name	TOT-FG			3-PT			REBOUNDS			TP	A	TO	BLK	S	MIN
		FG-FGA	FG-FGA	FT-FTA	OF	DE	TOT	PF								
22	Morrison, Mike.....	f	1-3	0-0	0-0	0	3	4	2	0	1	0	0	0	17	
24	Pearson, Ryan.....	f	6-12	0-0	2-4	4	4	8	2	14	1	3	1	1	37	
33	Birdsong, Louis.....	f	0-3	0-3	1-2	1	1	2	4	1	0	1	0	0	10	
20	Long, Cam.....	g	3-10	1-4	6-6	0	3	3	1	13	0	1	0	0	22	
23	Whack, Rashad.....	g	0-1	0-1	2-2	0	0	0	2	2	0	1	0	1	14	
03	Poster, Kevin.....	g	2-4	0-0	4-6	1	6	7	5	8	0	1	1	1	16	
04	Vaughns, Vertrail.....	g	0-1	0-0	0-0	0	0	0	0	0	0	0	0	0	2	
14	Hancock, Luke.....	g	3-4	0-0	3-4	2	3	5	4	9	2	2	0	0	26	
15	Wright, Sherrod.....	g	0-3	0-2	5-6	0	0	0	1	5	1	2	0	0	20	
32	Williams, Johnny.....	g	0-0	0-0	1-3	0	0	0	1	1	0	1	0	1	10	
45	Corneilus, Andre.....	g	4-6	2-3	3-4	0	1	4	1	3	0	0	0	0	26	
TEAM.....						2	2								1	
Totals.....			19-47	3-13	27-37	8	23	31	28	68	4	14	3	3	200	

TOTAL FG% 1st Half: 12-28 42.9% 2nd Half: 7-19 36.8% Game: 40.4% DEADB  
 3-Pt. FG% 1st Half: 2-7 28.6% 2nd Half: 1-6 16.7% Game: 23.1% REBS  
 F Throw % 1st Half: 11-14 78.6% 2nd Half: 16-23 69.6% Game: 73.0% 5

HOME TEAM: Villanova

##	Player Name	TOT-FG			3-PT			REBOUNDS			TP	A	TO	BLK	S	MIN
		FG-FGA	FG-FGA	FT-FTA	OF	DE	TOT	PF								
00	PENA, Antonio.....	f	4-5	0-0	2-5	2	10	12	5	10	0	0	0	1	27	
31	KING, Taylor.....	f	3-5	2-3	0-1	4	0	4	5	8	0	2	0	0	17	
01	REYNOLDS, Scottie.....	g	6-14	2-8	4-4	0	3	3	1	18	2	8	0	2	39	
10	FISHER, Corey.....	g	1-12	1-4	14-18	5	1	6	3	17	3	1	0	0	37	
24	STOKES, Corey.....	g	0-3	0-2	1-2	2	3	5	5	1	0	2	0	0	22	
05	WAYNS, Maalik.....	g	3-10	2-5	1-4	1	5	6	1	9	4	1	0	1	26	
23	CHEEK, Dominic.....	g	0-													

**No. 5 Villanova 79, Ole Miss 67**

**November 22, 2009 ~ Coliseo DeP Puerto Rico ~ Hato Rey, Puerto Rico**  
**O'Reilly Auto Parts Puerto Rico Tip-Off**

VISITORS: Villanova 5-0

##	Player Name	TOT-FG		3-PT		REBOUNDS				TP	A	TO	BLK	S	MIN
		FG-FGA	FG-FGA	FT-FTA	OF	DE	TOT	PF							
00	PENA, Antonio..... f	8-13	0-0	1-2	6	10	16	4	17	1	6	0	2	38	
25	SUTTON, Maurice..... f	1-3	0-0	2-2	1	4	5	2	4	0	4	1	0	20	
01	REYNOLDS, Scottie... g	6-16	2-4	7-10	0	1	1	2	21	1	4	0	1	26	
10	FISHER, Corey..... g	2-4	0-1	0-1	0	0	0	4	4	3	3	1	0	15	
24	STOKES, Corey..... g	5-9	2-5	6-6	2	3	5	2	18	0	1	2	1	35	
05	WAYNS, Maalik..... g	1-7	0-1	2-2	0	1	1	2	4	1	1	0	0	20	
23	CHEEK, Dominic..... g	1-4	0-1	0-0	2	4	6	1	2	1	1	2	0	17	
31	KING, Taylor..... g	3-9	0-4	3-4	2	9	11	2	9	1	2	0	2	29	
TEAM.....						4		6							
Totals.....		27-65	4-16	21-27	17	34	51	19	79	8	22	6	6	200	

TOTAL FG% 1st Half: 11-33 33.3% 2nd Half: 16-32 50.0% Game: 41.5% DEADB  
 3-Pt. FG% 1st Half: 2-10 20.0% 2nd Half: 2-6 33.3% Game: 25.0% REBS  
 F Throw % 1st Half: 3-4 75.0% 2nd Half: 18-23 78.3% Game: 77.8% 3

HOME TEAM: Ole Miss 4-1

##	Player Name	TOT-FG		3-PT		REBOUNDS				TP	A	TO	BLK	S	MIN
		FG-FGA	FG-FGA	FT-FTA	OF	DE	TOT	PF							
31	Holloway, Murphy..... f	5-8	0-0	0-1	1	5	6	5	10	0	4	1	1	24	
52	Cranston,DeAndre..... f	0-1	0-1	0-0	4	1	5	2	0	1	2	2	2	20	
12	Nutt, Logan..... g	8-17	5-11	3-6	0	1	1	2	24	4	4	2	0	29	
14	Polynice, Eniel..... g	2-8	0-0	1-1	0	1	1	0	5	2	3	0	3	21	
24	White, Terrico..... g	6-16	1-5	1-4	1	8	9	2	14	2	1	0	0	33	
01	Henry, Terrance..... g	0-0	0-0	0-0	0	0	0	1	0	0	0	0	0	3	
02	Buckner, Reginald..... g	0-0	0-0	4-4	0	2	4	4	0	0	1	1	0	21	
22	Nutt, Logan..... g	0-0	0-0	0-0	0	0	0	0	0	0	0	0	0	6	
23	Gaskins, Trevor..... g	1-7	0-1	3-4	1	3	4	5	1	5	0	2	0	20	
32	Graham, Zach..... g	2-6	1-3	0-1	1	1	2	1	5	0	3	0	0	17	
44	Riley, DeAngelo..... g	0-0	0-0	0-0	0	2	2	0	0	0	0	0	1	6	
TEAM.....						4		4							
Totals.....		24-63	7-21	12-21	12	24	36	21	67	10	23	6	9	200	

TOTAL FG% 1st Half: 8-27 29.6% 2nd Half: 16-36 44.4% Game: 38.1% DEADB  
 3-Pt. FG% 1st Half: 2-9 22.2% 2nd Half: 5-12 41.7% Game: 33.3% REBS  
 F Throw % 1st Half: 5-10 50.0% 2nd Half: 7-11 63.6% Game: 57.1% 2

Officials: Kelly Self, Terry Moore, Gerry Pollard  
 Technical fouls: Villanova-None. Ole Miss-None.  
 Attendance: 8357

Score by Periods  
 Villanova..... 27 52 - 79  
 Ole Miss..... 23 44 - 67  
 2009 O'Reilly Auto Parts Puerto Rico Tip-Off Championship Game  
 8,357 (Day 3 Attendance)  
 Tournament MVP: Pena, Villanova  
 Fouled Out: Ole Miss - Holloway with 1:28 remaining

Points in the paint-VU 16,UM 18. Points off turnovers-VU 16,UM 13.  
 2nd chance points-VU 24,UM 8. Fast break points-VU 4,UM 4.  
 Bench points-VU 15,UM 14. Score tied-7 times. Lead changed-6 times.  
 Last FG-VU 2nd-00:14, UM 2nd-00:47.  
 Largest lead-VU by 16 2nd-02:43, UM by 5 1st-10:10.

**No. 4 Villanova 81, La Salle 63**

**November 28, 2009 ~ The Pavilion ~ Villanova, Pa.**

VISITORS: La Salle (3-2, 0-1 B5)

##	Player Name	TOT-FG		3-PT		REBOUNDS				TP	A	TO	BLK	S	MIN
		FG-FGA	FG-FGA	FT-FTA	OF	DE	TOT	PF							
12	MEKONGO, Yves..... f	3-8	0-2	1-4	3	4	7	2	7	1	3	0	0	35	
20	WILLIAMS, Jerrell.... f	3-11	0-0	9-19	12	4	16	4	15	1	6	0	1	32	
24	MURRAY, Aaric..... c	6-15	0-1	3-5	9	5	14	3	15	2	5	2	2	37	
05	BARRETT, Kimmani.... g	7-10	1-3	2-4	1	2	3	3	17	0	2	1	2	37	
10	GREEN, Rodney..... g	2-14	0-4	3-3	0	3	3	2	7	4	7	1	1	39	
03	WILLIAMS, Terrell.... g	0-0	0-0	2-2	1	2	3	2	2	1	3	0	0	7	
14	WHITE, Devon..... g	0-1	0-0	0-0	0	0	0	0	1	0	0	0	0	3	
41	WEINGARTEN, Steve... g	0-0	0-0	0-0	0	0	0	0	3	0	1	1	0	10	
TEAM.....						1		4							
Totals.....		21-59	1-10	20-37	27	24	51	20	63	10	27	4	7	200	

TOTAL FG% 1st Half: 12-22 54.5% 2nd Half: 9-37 24.3% Game: 35.6% DEADB  
 3-Pt. FG% 1st Half: 0-3 0.0% 2nd Half: 1-7 14.3% Game: 10.0% REBS  
 F Throw % 1st Half: 6-14 42.9% 2nd Half: 14-23 60.9% Game: 54.1% 8,1

HOME TEAM: Villanova (6-0, 2-0 B5)

##	Player Name	TOT-FG		3-PT		REBOUNDS				TP	A	TO	BLK	S	MIN
		FG-FGA	FG-FGA	FT-FTA	OF	DE	TOT	PF							
25	SUTTON, Maurice..... f	1-4	0-0	1-2	2	3	5	4	3	2	1	5	0	23	
31	KING, Taylor..... f	4-5	1-2	0-0	1	2	3	5	9	0	1	0	4	10	
01	REYNOLDS, Scottie... g	5-13	2-8	2-2	0	1	1	2	14	4	2	1	3	31	
10	FISHER, Corey..... g	3-8	1-4	6-9	0	1	1	2	13	4	1	0	6	28	
24	STOKES, Corey..... g	2-8	1-6	4-5	1	4	5	2	9	2	1	0	0	31	
00	PENA, Antonio..... g	5-10	0-0	4-4	5	3	8	4	14	2	2	1	3	33	
05	WAYNS, Maalik..... g	1-4	1-2	2-2	0	0	0	1	5	2	2	0	0	12	
12	WOOTEN, Russell..... g	0-0	0-0	0-0	0	1	1	0	0	0	0	0	0	1	
23	CHEEK, Dominic..... g	3-6	0-2	4-5	2	0	2	3	10	1	2	0	1	23	
34	ARMWOOD, Isaiah.... g	1-2	0-0	2-2	1	0	1	3	4	0	1	0	1	8	
TEAM.....						2		5							
Totals.....		25-60	6-24	25-31	13	20	34	26	81	17	14	7	18	200	

TOTAL FG% 1st Half: 11-28 39.3% 2nd Half: 14-32 43.8% Game: 41.7% DEADB  
 3-Pt. FG% 1st Half: 2-13 15.4% 2nd Half: 4-11 36.4% Game: 25.0% REBS  
 F Throw % 1st Half: 14-17 82.4% 2nd Half: 11-14 78.6% Game: 80.6% 2

Officials: John Cahill, Mike Roberts, Karl Hess  
 Technical fouls: La Salle-None. Villanova-None.

Attendance: 6500  
 Score by Periods  
 La Salle..... 30 33 - 63  
 Villanova..... 38 43 - 81

Points in the paint-LAS 34,VU 32. Points off turnovers-LAS 8,VU 29.  
 2nd chance points-LAS 24,VU 13. Fast break points-LAS 7,VU 14.  
 Bench points-LAS 2,VU 33. Score tied-0 times. Lead changed-0 times.  
 Last FG-LAS 2nd-01:40, VU 2nd-02:30.  
 Largest lead-LAS None, VU by 18 2nd-06:21.

**No. 3 Villanova 77, Drexel 58**

**December 2, 2009 ~ The Pavilion ~ Villanova, Pa.**

VISITORS: Drexel 3-5

##	Player Name	TOT-FG		3-PT		REBOUNDS				TP	A	TO	BLK	S	MIN
		FG-FGA	FG-FGA	FT-FTA	OF	DE	TOT	PF							
33	NEISLER, Evan..... f	0-1	0-0	1-4	0	4	4	4	1	0	0	0	0	24	
44	MCCOY, Daryl..... f	0-1	0-0	0-0	1	3	4	3	0	0	2	1	0	8	
11	COLDS, Gerald..... g	0-9	0-4	0-2	0	2	2	1	0	2	2	0	1	26	
12	HARRIS, Jamie..... g	0-8	0-2	0-0	1	1	2	4	0	4	5	0	1	32	
32	THOMAS, Derrick.... g	6-15	5-6	6-7	2	0	2	1	23	0	1	0	1	26	
03	POUCH, Chris..... g	6-9	5-8	3-5	0	2	2	2	20	4	2	0	0	22	
14	LALLY, Bill..... g	0-0	0-0	0-0	0	0	0	0	0	0	1	0	0	1	
21	PHILLIP, Kevin..... g	1-4	0-0	0-0	1	2	3	2	2	0	1	0	1	20	
45	GIVENS, Samme..... g	4-8	0-0	1-2	1	9	10	2	9	1	1	1	1	33	
54	GIVENS, Shannon.... g	1-3	1-3	0-0	0	1	1	1	3	1	0	0	0	8	
TEAM.....						4		4							
Totals.....		18-58	11-23	11-20	10	24	34	20	58	12	15	2	5	200	

TOTAL FG% 1st Half: 7-31 22.6% 2nd Half: 11-27 40.7% Game: 31.0% DEADB  
 3-Pt. FG% 1st Half: 3-10 30.0% 2nd Half: 8-13 61.5% Game: 47.8% REBS  
 F Throw % 1st Half: 1-6 16.7% 2nd Half: 10-14 71.4% Game: 55.0% 4

HOME TEAM: Villanova 7-0

##	Player Name	TOT-FG		3-PT		REBOUNDS				TP	A	TO	BLK	S	MIN
		FG-FGA	FG-FGA	FT-FTA	OF	DE	TOT	PF							
00	PENA, Antonio..... f	4-8	0-0	11-16	3	8	11	0	19	1	2	1	0	26	
25	SUTTON, Maurice..... f	1-1	0-0	0-0	0	3	3	4	2	0	1	3	1	23	
01	REYNOLDS, Scottie... g	4-7	0-2	6-8	2	6	8	2	14	6	2	0	1	27	
10	FISHER, Corey..... g	1-6	1-2	2-2	0	1	1	0	5	2	2	0	4	25	
24	STOKES, Corey..... g	2-8	1-4	2-2	0	5	5	2	7	1	1	1	0	30	
05	WAYNS, Maalik..... g	3-4	1-1	0-0	0	0	0	3	7	1	3	0	0	17	
12	WOOTEN, Russell..... g	1-1	0-0	0-0	1	0	1	0	2	0	0	0	0	2	
23	CHEEK, Dominic..... g	1-4	0-0	1-2	1	3	4	2	3	0	2	1	2	20	
31	KING, Taylor..... g	6-11	4-6	0-0	1	4	5	2	16	0	0	1	2	23	
34	ARMWOOD, Isaiah.... g	1-2	0-0	0-0	0	1	1	0	2	0	0	0	0	7	
TEAM.....						1		4							
Totals.....		24-52	7-15	22-30	9	35	44	15	77	14	13	8	9	200	

TOTAL FG% 1st Half: 9-28 32.1% 2nd Half: 15-24 62.5% Game: 46.2% DEADB  
 3-Pt. FG% 1st Half: 5-10 50.0% 2nd Half: 2-5 40.0% Game: 46.7% REBS  
 F Throw % 1st Half: 11-14 78.6% 2nd Half: 11-16 68.8% Game: 73.3% 3

**No. 3 Villanova 97, Saint Joseph's 89**  
**December 9, 2009 ~ The Palestra ~ Philadelphia, Pa.**

VISITORS: Villanova 9-0

##	Player Name	TOT-FG		3-PT		REBOUNDS					TP	A	TO	BLK	S	MIN
		FG-FGA	FG-FGA	FT-FTA	OF	DE	TOT	PF								
00	PENA, Antonio.....	f	5-8	0-0	5-6	3	4	7	4	15	2	3	1	2	25	
25	SUTTON, Maurice.....	c	1-6	0-0	2-3	3	3	6	4	4	0	0	0	0	18	
01	REYNOLDS, Scottie.....	g	4-5	2-3	12-14	2	4	6	3	22	5	6	1	4	32	
10	FISHER, Corey.....	g	2-8	1-3	8-8	0	2	2	5	13	6	4	0	1	29	
24	STOKES, Corey.....	g	2-5	0-2	0-0	1	3	4	1	4	1	0	1	0	35	
05	WAYNS, Maalik.....	g	2-3	1-2	4-5	0	2	2	3	9	0	0	0	1	18	
23	CHEEK, Dominic.....	g	3-7	0-1	2-2	2	0	2	0	8	0	1	0	0	11	
31	KING, Taylor.....	g	7-15	4-8	2-2	2	7	9	4	20	2	1	0	1	27	
34	ARMWOOD, Isaiah.....	g	1-1	0-0	0-0	0	1	1	1	2	0	1	1	0	5	
TEAM.....						2	1	3								
Totals.....			27-58	8-19	35-40	15	27	42	25	97	16	16	4	9	200	

TOTAL FG% 1st Half:	16-37	43.2%	2nd Half:	11-21	52.4%	Game:	46.6%	DEADB
3-Pt. FG% 1st Half:	4-14	28.6%	2nd Half:	4-5	80.0%	Game:	42.1%	REBS
F Throw % 1st Half:	5-9	55.6%	2nd Half:	30-31	96.8%	Game:	87.5%	1

HOME TEAM: Saint Joseph's 3-5

##	Player Name	TOT-FG		3-PT		REBOUNDS					TP	A	TO	BLK	S	MIN
		FG-FGA	FG-FGA	FT-FTA	OF	DE	TOT	PF								
32	HILLIARD, Idris.....	f	5-5	0-0	12-13	3	4	7	4	22	1	2	1	0	35	
02	O'BRIEN, Todd.....	c	1-5	0-0	1-3	2	3	5	4	3	0	2	0	0	20	
01	PRESCOTT, Chris.....	g	1-6	1-5	0-0	0	1	1	2	3	1	1	0	0	14	
13	GOVENS, Darrin.....	g	7-13	3-7	2-2	1	3	4	19	3	0	0	1	33		
15	WILLIAMSON, Garrett.....	g	3-8	1-1	6-10	0	1	1	5	13	7	3	1	2	31	
11	BENTLEY, Charoy.....	g	0-2	0-1	0-0	0	0	0	0	0	0	0	0	0	6	
12	CROSSILE, Justin.....	g	3-7	2-4	4-5	0	1	1	4	12	1	3	0	0	20	
35	JONES, Carl.....	g	5-10	3-6	3-3	0	0	0	2	16	2	3	0	2	24	
40	IRWIN, Bryant.....	g	0-2	0-2	1-2	1	3	4	2	1	3	2	2	0	17	
TEAM.....						4	4	8								
Totals.....			25-58	10-26	29-38	11	20	31	27	89	18	16	4	8	200	

TOTAL FG% 1st Half:	12-31	38.7%	2nd Half:	13-27	48.1%	Game:	43.1%	DEADB
3-Pt. FG% 1st Half:	3-11	27.3%	2nd Half:	7-15	46.7%	Game:	38.5%	REBS
F Throw % 1st Half:	11-17	64.7%	2nd Half:	18-21	85.7%	Game:	76.3%	4

Officials: Tim Higgins, Mike Roberts, Bryan Kersey  
 Technical fouls: Villanova-None. Saint Joseph's-None.

Attendance: 8722

Score by Periods	1st	2nd	Total
Villanova.....	41	56	97
Saint Joseph's.....	38	51	89

Points in the paint-VU 34,SJU 26. Points off turnovers-VU 20,SJU 17.  
 2nd chance points-VU 17,SJU 6. Fast break points-VU 10,SJU 14.  
 Bench points-VU 39,SJU 29. Score tied-4 times. Lead changed-6 times.  
 Last FG-VU 2nd-00:38, SJU 2nd-00:23.  
 Largest lead-VU by 12 2nd-07:44, SJU by 2 1st-17:19.

**Temple 75, No. 3 Villanova 65**  
**December 13, 2009 ~ Liacouras Center ~ Philadelphia, Pa.**

VISITORS: Villanova 9-1 (3-1 Big 5)

##	Player Name	TOT-FG		3-PT		REBOUNDS					TP	A	TO	BLK	S	MIN
		FG-FGA	FG-FGA	FT-FTA	OF	DE	TOT	PF								
00	PENA, Antonio.....	f	5-10	0-0	6-6	1	1	2	2	16	1	1	0	2	39	
25	SUTTON, Maurice.....	c	0-1	0-0	1-2	1	0	1	3	1	0	1	1	0	6	
01	REYNOLDS, Scottie.....	g	9-16	3-6	2-2	2	5	7	3	23	3	4	0	3	35	
10	FISHER, Corey.....	g	6-14	2-9	0-1	0	2	2	1	14	7	2	1	3	33	
24	STOKES, Corey.....	g	2-8	1-4	0-0	1	3	4	2	5	1	0	0	1	34	
05	WAYNS, Maalik.....	g	0-1	0-1	0-0	0	0	0	0	2	0	0	1	0	7	
23	CHEEK, Dominic.....	g	0-1	0-1	0-0	0	1	1	0	0	0	0	0	0	11	
31	KING, Taylor.....	g	2-5	2-3	0-0	1	6	7	5	6	0	0	0	2	33	
34	ARMWOOD, Isaiah.....	g	0-0	0-0	0-0	0	0	0	0	1	0	0	0	0	2	
TEAM.....						1	1									
Totals.....			24-56	8-24	9-11	7	18	25	19	65	12	9	2	8	200	

TOTAL FG% 1st Half:	13-27	48.1%	2nd Half:	11-29	37.9%	Game:	42.9%	DEADB
3-Pt. FG% 1st Half:	6-12	50.0%	2nd Half:	2-12	16.7%	Game:	33.3%	REBS
F Throw % 1st Half:	5-7	71.4%	2nd Half:	4-4	100%	Game:	81.8%	0

HOME TEAM: Temple 8-2 (1-0 Big 5)

##	Player Name	TOT-FG		3-PT		REBOUNDS					TP	A	TO	BLK	S	MIN
		FG-FGA	FG-FGA	FT-FTA	OF	DE	TOT	PF								
24	ALLEN, Lavoy.....	f	5-10	0-1	0-0	3	14	17	3	10	3	1	2	0	40	
50	ERIC, Micheal.....	f	0-3	0-0	1-2	1	1	2	1	1	1	2	0	0	11	
02	BROOKS, Ryan.....	g	7-12	2-6	4-5	1	4	5	1	20	3	0	0	0	37	
04	FERNANDEZ, Juan.....	g	11-15	7-9	4-4	1	0	1	2	33	4	3	0	0	34	
10	GUZMAN, Luis.....	g	0-2	0-1	2-4	0	4	4	1	2	7	1	0	0	40	
23	MOORE, Ramone.....	g	0-0	0-0	0-0	0	0	0	0	0	1	1	0	0	5	
30	WILLIAMS, Craig.....	g	2-4	2-4	0-0	0	3	3	3	6	1	3	0	1	11	
32	JEFFERSON, Rahlir.....	g	1-1	0-0	1-2	0	0	0	0	3	0	0	0	0	20	
33	RANDALL, Scootie.....	g	0-1	0-1	0-0	0	0	0	0	0	0	1	0	0	2	
TEAM.....						1	1	2								
Totals.....			26-48	11-22	12-17	7	27	34	11	75	20	12	2	1	200	

TOTAL FG% 1st Half:	10-23	43.5%	2nd Half:	16-25	64.0%	Game:	54.2%	DEADB
3-Pt. FG% 1st Half:	4-11	36.4%	2nd Half:	7-11	63.6%	Game:	50.0%	REBS
F Throw % 1st Half:	7-8	87.5%	2nd Half:	5-9	55.6%	Game:	70.6%	2

Officials: Joe Lindsay, Jim Burr, Michael Stephens  
 Technical fouls: Villanova-None. Temple-None.

Attendance: 8449

Score by Periods	1st	2nd	Total
Villanova.....	37	28	65
Temple.....	31	44	75

Points in the paint-VU 30,TU 18. Points off turnovers-VU 11,TU 15.  
 2nd chance points-VU 3,TU 8. Fast break points-VU 16,TU 3.  
 Bench points-VU 6,TU 9. Score tied-0 times. Lead changed-2 times.  
 Last FG-VU 2nd-00:54, TU 2nd-01:36.  
 Largest lead-VU by 14 1st-04:29, TU by 10 2nd-00:09.

**No. 8 Villanova 96, Fordham 58**  
**December 19, 2009 ~ IZOD Center ~ East Rutherford, N.J.**

VISITORS: Villanova 10-1

##	Player Name	TOT-FG		3-PT		REBOUNDS					TP	A	TO	BLK	S	MIN
		FG-FGA	FG-FGA	FT-FTA	OF	DE	TOT	PF								
00	PENA, Antonio.....	f	7-9	0-0	3-4	1	6	7	3	17	1	2	1	0	26	
15	REDDING, Reggie.....	f	6-9	2-4	1-1	3	6	9	2	15	3	0	2	3	27	
31	KING, Taylor.....	f	2-4	1-2	0-0	1	2	3	2	5	1	0	0	0	17	
01	REYNOLDS, Scottie.....	g	6-10	1-4	4-4	0	2	2	4	17	3	2	0	2	23	
10	FISHER, Corey.....	g	6-9	3-5	2-2	0	4	4	3	17	4	0	0	2	23	
05	WAYNS, Maalik.....	g	5-8	0-2	2-3	1	2	3	1	12	2	3	0	1	20	
12	WOOTEN, Russell.....	g	0-0	0-0	0-0	0	0	0	0	0	0	1	0	0	1	
23	CHEEK, Dominic.....	g	2-5	0-1	2-4	1	0	1	0	6	2	0	0	1	18	
24	STOKES, Corey.....	g	2-11	1-5	2-2	4	6	10	2	7	1	1	0	2	23	
25	SUTTON, Maurice.....	g	0-0	0-0	0-0	1	0	1	0	0	0	1	0	0	5	
34	ARMWOOD, Isaiah.....	g	0-3	0-0	0-0	2	2	4	2	0	2	0	0	1	17	
TEAM.....						2	2									
Totals.....			36-68	8-23	16-20	14	32	46	19	96	19	10	3	12	200	

TOTAL FG% 1st Half:	16-36	44.4%	2nd Half:	20-32	62.5%	Game:	52.9%	DEADB
3-Pt. FG% 1st Half:	5-13	38.5%	2nd Half:	3-10	30.0%	Game:	34.8%	REBS
F Throw % 1st Half:	9-12	75.0%	2nd Half:	7-8	87.5%	Game:	80.0%	2

HOME TEAM: Fordham 2-7

##	Player Name	TOT-FG		3-PT		REBOUNDS					TP	A	TO	BLK	S	MIN
		FG-FGA	FG-FGA	FT-FTA	OF	DE	TOT	PF								
32	GREEN, Jacob.....	f	1-1	0-0	0-0	0	2	2	4	2	0	0	0	0	10	
33	GASTON, Chris.....	f	6-10	0-1	0-0	0	4	4	2	12	0	7	0	1	38	
05	BROWN, Lance.....	g	4-13	1-3	2-3	4	5	9	2	11	0	1	0	1	34	
21	ESTWICK, Alberto.....	g	3-7	2-6	2-2	0	1	1	0	10	1	1	1	3	23	

**No. 8 Villanova 74, Marquette 72**  
**January 2, 2010 ~ Bradley Center ~ Milwaukee, Wis.**

VISITORS: Villanova 12-1, 1-0 BE		REBOUNDS																	
		TOT-PG		3-PT		FT-FTA		OF DE		TOT PF		TP		A TO		BLK S		MIN	
##	Player Name	FG	FGA	FG	FGA	FT	FTA	OF	DE	TOT	PF	TP	A	TO	BLK	S	MIN		
00	PENA, Antonio.....	f	2-6	0-0	0-1	2	3	5	1	4	0	3	0	0	0	0	26		
01	REYNOLDS, Scottie....	g	8-12	3-5	4-6	0	0	0	1	23	1	1	0	0	0	30			
10	FISHER, Corey.....	g	3-7	0-1	0-0	1	3	4	0	6	4	1	0	0	1	21			
15	REDDING, Reggie.....	g	3-11	0-2	5-8	1	7	8	3	11	3	1	0	0	0	36			
24	STOKES, Corey.....	g	1-5	0-1	0-0	1	2	4	2	1	0	0	1	1	19				
05	WAYNS, Maalik.....	g	5-8	0-0	6-7	0	2	2	3	16	2	0	0	0	0	26			
23	CHEEK, Dominic.....	g	1-2	0-0	0-0	1	1	2	0	2	0	0	0	0	0	7			
25	SUTTON, Maurice.....	g	0-0	0-0	0-0	0	0	0	0	0	0	0	0	0	0	1			
31	KING, Taylor.....	g	3-5	0-1	0-0	1	5	6	4	6	2	1	0	0	0	20			
34	ARMWOOD, Isaiah.....	g	2-3	0-0	0-0	0	2	2	1	4	0	0	0	0	0	14			
TEAM.....								2		2									
Totals.....		28-59		3-10		15-22		9		24		33		17		74		13 7 0 2 200	

TOTAL FG% 1st Half: 16-29 55.2% 2nd Half: 12-30 40.0% Game: 47.5% DEADB  
 3-Pt. FG% 1st Half: 1-4 25.0% 2nd Half: 2-6 33.3% Game: 30.0% REBS  
 F Throw % 1st Half: 2-4 50.0% 2nd Half: 13-18 72.2% Game: 68.2% 2.1

HOME TEAM: Marquette 9-5, 0-2 BE		REBOUNDS																	
		TOT-PG		3-PT		FT-FTA		OF DE		TOT PF		TP		A TO		BLK S		MIN	
##	Player Name	FG	FGA	FG	FGA	FT	FTA	OF	DE	TOT	PF	TP	A	TO	BLK	S	MIN		
21	FULCE, Joseph.....	f	1-1	0-0	0-0	2	2	4	1	2	0	1	0	1	0	1	9		
32	HAYWARD, Lazar.....	f	5-10	2-7	5-6	3	11	14	4	17	3	1	1	1	1	37			
33	BUTLER, Jimmy.....	f	5-12	1-3	8-9	2	5	7	3	19	2	1	0	0	0	39			
10	CUBILLAN, David.....	g	4-7	2-5	0-0	0	0	0	3	10	1	0	0	0	0	36			
23	BUYCKS, Dwight.....	g	5-14	1-4	4-4	0	1	1	4	15	2	3	0	2	36				
01	JOHNSON-ODOM, Darius	g	1-6	0-2	2-4	0	0	0	5	4	3	1	0	1	17				
02	ACKER, Maurice.....	g	1-4	1-3	2-3	0	2	2	2	5	5	1	0	1	0	26			
TEAM.....								2		6		8							
Totals.....		22-54		7-24		21-26		9		27		36		22		72		16 8 1 5 200	

TOTAL FG% 1st Half: 12-30 40.0% 2nd Half: 10-24 41.7% Game: 40.7% DEADB  
 3-Pt. FG% 1st Half: 5-13 38.5% 2nd Half: 2-11 18.2% Game: 29.2% REBS  
 F Throw % 1st Half: 5-5 100% 2nd Half: 16-21 76.2% Game: 80.8% 3

Officials: Jeff Clark, Ed Corbett, Tim Clougherty  
 Technical fouls: Villanova-None. Marquette-None.  
 Attendance: 18093  
 Score by Periods 1st 2nd Total  
 Villanova..... 35 39 - 74  
 Marquette..... 34 38 - 72

Points in the paint-VU 44, MU 18. Points off turnovers-VU 6, MU 7.  
 2nd chance points-VU 6, MU 7. Fast break points-VU 16, MU 24.  
 Bench points-VU 28, MU 9. Score tied-11 times. Lead changed-13 times.  
 Last FG-VU 2nd-00:18, MU 2nd-04:12.  
 Largest lead-VU by 4 2nd-10:34, MU by 10 1st-13:43.

**No. 6 Villanova 99, DePaul 72**  
**January 6, 2010 ~ The Pavilion ~ Villanova, Pa.**

VISITORS: DePaul (7-8, 0-3 BE)		REBOUNDS																	
		TOT-PG		3-PT		FT-FTA		OF DE		TOT PF		TP		A TO		BLK S		MIN	
##	Player Name	FG	FGA	FG	FGA	FT	FTA	OF	DE	TOT	PF	TP	A	TO	BLK	S	MIN		
25	WALLACE, Eric.....	f	0-2	0-0	0-0	1	1	2	0	0	0	0	0	0	0	10			
13	KOSHWAL, Mac.....	c	6-8	0-0	5-7	6	5	11	2	17	2	7	1	1	1	38			
01	STOVALL, Mike.....	g	0-1	0-1	0-2	0	1	1	0	0	0	0	0	0	1	0	5		
11	KELLY, Jeremiah.....	g	2-6	1-4	1-1	0	0	0	2	6	2	4	0	2	24				
30	WALKER, Will.....	g	4-12	1-6	4-4	0	4	4	3	13	10	3	0	3	37				
03	HILL, Devin.....	g	2-4	2-3	0-0	0	2	2	2	6	0	0	0	0	12				
05	ROGERS, Nate.....	g	4-8	3-4	3-5	0	2	2	4	14	2	0	0	1	23				
10	STULA, Mario.....	g	0-2	0-2	1-2	0	0	0	2	1	0	0	0	0	9				
22	FREELAND, Tony.....	g	1-2	0-0	1-2	0	0	0	0	3	0	1	1	1	3				
33	FABER, Krys.....	g	0-0	0-0	1-2	0	0	0	0	1	0	0	0	0	8				
34	SIGGINS, Ryan.....	g	3-9	3-6	2-2	0	0	0	0	11	0	0	0	0	31				
TEAM.....								4		4									
Totals.....		22-54		10-26		18-27		11		26		16		72		16 7 2 9 200			

TOTAL FG% 1st Half: 7-25 28.0% 2nd Half: 15-29 51.7% Game: 40.7% DEADB  
 3-Pt. FG% 1st Half: 3-15 20.0% 2nd Half: 7-11 63.6% Game: 38.5% REBS  
 F Throw % 1st Half: 7-9 77.8% 2nd Half: 11-18 61.1% Game: 66.7% 4

HOME TEAM: Villanova (13-1, 2-0 BE)		REBOUNDS																	
		TOT-PG		3-PT		FT-FTA		OF DE		TOT PF		TP		A TO		BLK S		MIN	
##	Player Name	FG	FGA	FG	FGA	FT	FTA	OF	DE	TOT	PF	TP	A	TO	BLK	S	MIN		
00	PENA, Antonio.....	f	2-4	0-0	4-4	2	3	5	1	8	1	2	0	0	0	19			
34	ARMWOOD, Isaiah.....	f	3-4	0-0	0-0	3	4	7	2	6	0	1	0	5	19				
01	REYNOLDS, Scottie....	g	8-13	3-7	2-2	0	1	1	3	21	2	1	0	2	25				
10	FISHER, Corey.....	g	5-10	1-5	4-5	0	4	4	3	15	6	0	0	0	27				
15	REDDING, Reggie.....	g	3-8	2-4	2-2	2	2	4	1	10	7	1	0	3	25				
05	WAYNS, Maalik.....	g	8-12	1-3	1-1	2	0	2	2	18	1	4	0	3	20				
12	WOOTEN, Russell.....	g	0-0	0-0	0-0	0	0	0	1	0	0	0	0	0	1				
13	YAROU, Mouphtau.....	g	2-4	0-0	0-0	1	1	2	2	4	0	1	0	14					
23	CHEEK, Dominic.....	g	2-8	1-4	4-5	3	3	6	1	9	0	2	1	2	22				
25	SUTTON, Maurice.....	g	1-1	0-0	0-0	2	2	4	2	2	2	1	0	9					
31	KING, Taylor.....	g	2-3	2-3	0-0	0	3	3	1	6	2	1	0	0	19				
TEAM.....								2		3		5							
Totals.....		36-67		10-26		17-19		17		26		43		19		19 14 2 14 200			

TOTAL FG% 1st Half: 19-31 61.3% 2nd Half: 17-36 47.2% Game: 53.7% DEADB  
 3-Pt. FG% 1st Half: 6-12 50.0% 2nd Half: 4-14 28.6% Game: 38.5% REBS  
 F Throw % 1st Half: 5-6 83.3% 2nd Half: 12-13 92.3% Game: 89.5% 1

Officials: Tony Greene, Paul Faia, James Breeding  
 Technical fouls: DePaul-None. Villanova-None.  
 Attendance: 6500  
 Score by Periods 1st 2nd Total  
 DePaul..... 24 48 - 72  
 Villanova..... 49 50 - 99

Points in the paint-DPU 20, VU 38. Points off turnovers-DPU 20, VU 22.  
 2nd chance points-DPU 5, VU 18. Fast break points-DPU 11, VU 29.  
 Bench points-DPU 36, VU 39. Score tied-1 time. Lead changed-1 time.  
 Last FG-DPU 2nd-01:35, VU 2nd-01:10.  
 Largest lead-DPU by 3 1st-19:36, VU by 31 1st-04:48.

**No. 6 Villanova 78, Marquette 76**  
**January 9, 2010 ~ The Pavilion ~ Villanova, Pa.**

VISITORS: Marquette (10-6, 1-3 BE)		REBOUNDS																	
		TOT-PG		3-PT		FT-FTA		OF DE		TOT PF		TP		A TO		BLK S		MIN	
##	Player Name	FG	FGA	FG	FGA	FT	FTA	OF	DE	TOT	PF	TP	A	TO	BLK	S	MIN		
21	FULCE, Joseph.....	f	4-5	1-1	0-0	1	1	2	3	9	0	0	0	0	14				
32	HAYWARD, Lazar.....	f	6-15	4-8	4-4	4	4	8	5	20	3	2	0	3	32				
33	BUTLER, Jimmy.....	f	2-4	0-0	10-10	1	3	4	3	14	1	2	1	0	35				
10	CUBILLAN, David.....	g	0-1	0-1	0-0	0	0	0	1	0	3	3	0	0	21				
23	BUYCKS, Dwight.....	g	4-10	1-5	2-3	2	4	6	1	11	4	2	0	0	38				
01	JOHNSON-ODOM, Darius	g	5-12	3-6	3-8	0	2	2	3	16	2	2	1	0	30				
02	ACKER, Maurice.....	g	2-6	2-2	0-0	1	1	2	3	6	3	0	0	0	24				
12	WILLIAMS, Erik.....	g	0-0	0-0	0-0	0	1	1	0	0	0	0	0	0	6				
TEAM.....								2		4									
Totals.....		23-53		11-23		19-25		11		18		29		19		76		16 11 2 5 200	

TOTAL FG% 1st Half: 7-23 30.4% 2nd Half: 16-30 53.3% Game: 43.4% DEADB  
 3-Pt. FG% 1st Half: 2-8 25.0% 2nd Half: 9-15 60.0% Game: 47.8% REBS  
 F Throw % 1st Half: 3-4 75.0% 2nd Half: 16-21 76.2% Game: 76.0% 3

HOME TEAM: Villanova (14-1, 3-0 BE)		REBOUNDS																	
		TOT-PG		3-PT		FT-FTA		OF DE		TOT PF		TP		A TO		BLK S		MIN	
##	Player Name	FG	FGA	FG	FGA	FT	FTA	OF	DE	TOT	PF	TP	A	TO	BLK	S	MIN		
00	PENA, Antonio.....	f	3-6	0-0	5-5	1	3	4	3	11	1	0	1	0	20				
01	REYNOLDS, Scottie....	g	3-6	2-3	7-9	0	0	0	0	15	3	3	0	1	35				
10	FISHER, Corey.....	g	5-10	1-2	0-1	1	1	2	4	11	4	1	0	1	20				
15	REDDING, Reggie.....	g	5-9	0-1	0-0	1	4	5	4	10	2	1	0	2	36				
24	STOKES																		

**The Automated ScoreBook**  
**Villanova Individual Game-by-Game (as of Jan 12, 2010)**  
**All games**

**#00 PENA, Antonio**

Opponent	Date	gs	min	Total		3-Pointers		Free throws		Rebounds				pf	a	t/o	blk	stl	pts	avg	
				fg-fga	pct	3fg-fga	pct	ft-fa	pct	off	def	tot	avg								
FAIRLEIGH DICKINSON	11/13/09	*	32	3-8	.375	0-1	.000	3-6	.500	4	6	10	10.0	1	3	2	0	2	9	9.0	
PENN	11/16/09	*	25	4-6	.667	0-0	.000	4-4	1.000	1	9	10	10.0	2	1	0	2	1	12	10.5	
vs George Mason	11/19/09	*	27	4-5	.800	0-0	.000	2-5	.400	2	10	12	10.7	5	0	0	0	1	10	10.3	
vs #18 Dayton	11/20/09	*	19	4-5	.800	0-0	.000	5-8	.625	3	4	7	9.8	4	1	1	1	0	13	11.0	
vs Ole Miss	11/22/09	*	38	8-13	.615	0-0	.000	1-2	.500	6	10	16	11.0	4	1	6	0	2	17	12.2	
LA SALLE	11/28/09		33	5-10	.500	0-0	.000	4-4	1.000	5	3	8	10.5	4	2	2	1	3	14	12.5	
DREXEL	12/02/09	*	26	4-8	.500	0-0	.000	11-16	.688	3	8	11	10.6	0	1	2	1	0	19	13.4	
vs Maryland	12/06/09	*	25	2-4	.500	0-0	.000	4-8	.500	6	5	11	10.6	3	2	3	0	1	8	12.8	
at Saint Joseph's	12/09/09	*	25	5-8	.625	0-0	.000	5-6	.833	3	4	7	10.2	4	2	3	1	2	15	13.0	
at Temple	12/13/09	*	39	5-10	.500	0-0	.000	6-6	1.000	1	1	2	9.4	2	1	1	0	2	16	13.3	
at Fordham	12/19/09	*	26	7-9	.778	0-0	.000	3-4	.750	1	6	7	9.2	3	1	2	1	0	17	13.6	
DELAWARE	12/23/09	*	27	3-5	.600	0-0	.000	1-3	.333	0	6	6	8.9	2	3	2	1	0	7	13.1	
at Marquette	1/2/10	*	26	2-6	.333	0-0	.000	0-1	.000	2	3	5	8.6	1	0	3	0	0	4	12.4	
DEPAUL	01/06/10	*	19	2-4	.500	0-0	.000	4-4	1.000	2	3	5	8.4	1	1	2	0	0	8	12.1	
MARQUETTE	01/09/10	*	20	3-6	.500	0-0	.000	5-5	1.000	1	3	4	8.1	3	1	0	1	0	11	12.0	
at Louisville	1/11/10	*	21	2-4	.500	0-0	.000	0-0	.000	2	3	5	7.9	5	1	2	1	0	4	11.5	
<b>Totals</b>			<b>15</b>	<b>428</b>	<b>63-111</b>	<b>.568</b>	<b>0-1</b>	<b>.000</b>	<b>58-82</b>	<b>.707</b>	<b>42</b>	<b>84</b>	<b>126</b>	<b>7.9</b>	<b>44</b>	<b>21</b>	<b>31</b>	<b>10</b>	<b>14</b>	<b>184</b>	<b>11.5</b>

Games played: 16  
Minutes/game: 26.8  
Points/game: 11.5  
FG Pct: 56.8  
3FG Pct: 0.0  
FT Pct: 70.7

Rebounds/game: 7.9  
Assists/game: 1.3  
Turnovers/game: 1.9  
Assist/turnover ratio: 0.7  
Steals/game: 0.9  
Blocks/game: 0.6

**#01 REYNOLDS, Scottie**

Opponent	Date	gs	min	Total		3-Pointers		Free throws		Rebounds				pf	a	t/o	blk	stl	pts	avg	
				fg-fga	pct	3fg-fga	pct	ft-fa	pct	off	def	tot	avg								
FAIRLEIGH DICKINSON	11/13/09	*	28	2-10	.200	0-4	.000	4-6	.667	0	3	3	3.0	4	2	1	0	0	8	8.0	
PENN	11/16/09	*	21	5-10	.500	2-3	.667	2-3	.667	1	1	2	2.5	2	5	0	0	2	14	11.0	
vs George Mason	11/19/09	*	39	6-14	.429	2-8	.250	4-4	1.000	0	3	3	2.7	1	2	8	0	2	18	13.3	
vs #18 Dayton	11/20/09	*	29	3-12	.250	0-3	.000	2-2	1.000	0	2	2	2.5	2	5	2	0	0	8	12.0	
vs Ole Miss	11/22/09	*	26	6-16	.375	2-4	.500	7-10	.700	0	1	1	2.2	2	1	4	0	1	21	13.8	
LA SALLE	11/28/09	*	31	5-13	.385	2-8	.250	2-2	1.000	0	1	1	2.0	2	4	2	1	3	14	13.8	
DREXEL	12/02/09	*	27	4-7	.571	0-2	.000	6-8	.750	2	6	8	2.9	2	6	2	0	1	14	13.9	
vs Maryland	12/06/09	*	38	7-18	.389	3-10	.300	8-11	.727	1	4	5	3.1	2	8	5	0	1	25	15.3	
at Saint Joseph's	12/09/09	*	32	4-5	.800	2-3	.667	12-14	.857	2	4	6	3.4	3	5	6	1	4	22	16.0	
at Temple	12/13/09	*	35	9-16	.563	3-6	.500	2-2	1.000	2	5	7	3.8	3	3	4	0	3	23	16.7	
at Fordham	12/19/09	*	23	6-10	.600	1-4	.250	4-4	1.000	0	2	2	3.6	4	3	2	0	2	17	16.7	
DELAWARE	12/23/09	*	24	8-13	.615	6-8	.750	0-0	.000	0	1	1	3.4	2	6	3	0	1	22	17.2	
at Marquette	1/2/10	*	30	8-12	.667	3-5	.600	4-6	.667	0	0	0	3.2	1	1	1	0	0	23	17.6	
DEPAUL	01/06/10	*	25	8-13	.615	3-7	.429	2-2	1.000	0	1	1	3.0	3	2	1	0	2	21	17.9	
MARQUETTE	01/09/10	*	35	3-6	.500	2-3	.667	7-9	.778	0	0	0	2.8	0	4	3	0	1	15	17.7	
at Louisville	1/11/10	*	30	9-10	.900	5-5	1.000	13-17	.765	2	2	4	2.9	2	0	3	0	2	36	18.8	
<b>Totals</b>			<b>16</b>	<b>473</b>	<b>93-185</b>	<b>.503</b>	<b>36-83</b>	<b>.434</b>	<b>79-100</b>	<b>.790</b>	<b>10</b>	<b>36</b>	<b>46</b>	<b>2.9</b>	<b>35</b>	<b>57</b>	<b>47</b>	<b>2</b>	<b>25</b>	<b>301</b>	<b>18.8</b>

Games played: 16  
Minutes/game: 29.6  
Points/game: 18.8  
FG Pct: 50.3  
3FG Pct: 43.4  
FT Pct: 79.0

Rebounds/game: 2.9  
Assists/game: 3.6  
Turnovers/game: 2.9  
Assist/turnover ratio: 1.2  
Steals/game: 1.6  
Blocks/game: 0.1

The Automated ScoreBook  
 Villanova Individual Game-by-Game (as of Jan 12, 2010)  
 All games

#04 COLEND A, Jason

Opponent	Date	gs	min	Total		3-Pointers		Free throws		Rebounds				pf	a	t/o	blk	stl	pts	avg
				fg-fga	pct	3fg-fga	pct	ft-fa	pct	off	def	tot	avg							
PENN	11/16/09		3	0-0	.000	0-0	.000	0-1	.000	0	0	0	0.0	1	0	2	0	1	0	0.0
Totals		0	3	0-0	.000	0-0	.000	0-1	.000	0	0	0	0.0	1	0	2	0	1	0	0.0

Games played: 1  
 Minutes/game: 3.0  
 FT Pct: 0.0

Turnovers/game: 2.0  
 Steals/game: 1.0

#05 WAYNS, Maalik

Opponent	Date	gs	min	Total		3-Pointers		Free throws		Rebounds				pf	a	t/o	blk	stl	pts	avg
				fg-fga	pct	3fg-fga	pct	ft-fa	pct	off	def	tot	avg							
FAIRLEIGH DICKINSON	11/13/09		18	2-7	.286	0-2	.000	2-2	1.000	0	2	2	2.0	2	2	0	0	2	6	6.0
PENN	11/16/09		18	6-10	.600	3-6	.500	1-1	1.000	0	0	0	1.0	1	1	4	0	0	16	11.0
vs George Mason	11/19/09		26	3-10	.300	2-5	.400	1-4	.250	1	5	6	2.7	1	4	1	0	1	9	10.3
vs #18 Dayton	11/20/09		7	0-3	.000	0-2	.000	0-0	.000	0	0	0	2.0	0	2	0	0	0	0	7.8
vs Ole Miss	11/22/09		20	1-7	.143	0-1	.000	2-2	1.000	0	1	1	1.8	2	1	1	0	0	4	7.0
LA SALLE	11/28/09		12	1-4	.250	1-2	.500	2-2	1.000	0	0	0	1.5	1	2	2	0	0	5	6.7
DREXEL	12/02/09		17	3-4	.750	1-1	1.000	0-0	.000	0	0	0	1.3	3	1	3	0	0	7	6.7
vs Maryland	12/06/09		9	1-3	.333	1-2	.500	0-0	.000	1	3	4	1.6	1	2	1	0	0	3	6.3
at Saint Joseph's	12/09/09		18	2-3	.667	1-2	.500	4-5	.800	0	2	2	1.7	3	0	0	0	1	9	6.6
at Temple	12/13/09		7	0-1	.000	0-1	.000	0-0	.000	0	0	0	1.5	2	0	1	0	0	0	5.9
at Fordham	12/19/09		20	5-8	.625	0-2	.000	2-3	.667	1	2	3	1.6	1	2	3	0	1	12	6.5
DELAWARE	12/23/09		18	2-5	.400	1-2	.500	2-2	1.000	0	1	1	1.6	2	0	0	0	1	7	6.5
at Marquette	1/2/10		26	5-8	.625	0-0	.000	6-7	.857	0	2	2	1.6	3	2	0	0	0	16	7.2
DEPAUL	01/06/10		20	8-12	.667	1-3	.333	1-1	1.000	2	0	2	1.6	2	1	4	0	3	18	8.0
MARQUETTE	01/09/10		20	2-2	1.000	0-0	.000	2-2	1.000	0	1	1	1.6	2	2	2	0	1	6	7.9
at Louisville	1/11/10		15	3-7	.429	2-3	.667	3-4	.750	2	0	2	1.6	4	0	0	0	2	11	8.1
Totals		0	271	44-94	.468	13-34	.382	28-35	.800	7	19	26	1.6	30	22	22	0	12	129	8.1

Games played: 16  
 Minutes/game: 16.9  
 Points/game: 8.1  
 FG Pct: 46.8  
 3FG Pct: 38.2  
 FT Pct: 80.0

Rebounds/game: 1.6  
 Assists/game: 1.4  
 Turnovers/game: 1.4  
 Assist/turnover ratio: 1.0  
 Steals/game: 0.8

The Automated ScoreBook  
Villanova Individual Game-by-Game (as of Jan 12, 2010)  
All games

#10 FISHER, Corey

Opponent	Date	gs	min	Total		3-Pointers		Free throws		Rebounds				pf	a	t/o	blk	stl	pts	avg	
				fg-fga	pct	3fg-fga	pct	ft-fta	pct	off	def	tot	avg								
FAIRLEIGH DICKINSON	11/13/09	*	31	4-9	.444	1-2	.500	4-6	.667	1	3	4	4.0	4	4	2	1	0	13	13.0	
PENN	11/16/09	*	26	4-9	.444	1-4	.250	4-6	.667	0	3	3	3.5	1	8	2	0	3	13	13.0	
vs George Mason	11/19/09	*	37	1-12	.083	1-4	.250	14-18	.778	5	1	6	4.3	3	3	1	0	0	17	14.3	
vs #18 Dayton	11/20/09	*	31	4-8	.500	0-1	.000	10-12	.833	0	3	3	4.0	3	3	4	0	2	18	15.3	
vs Ole Miss	11/22/09	*	15	2-4	.500	0-1	.000	0-1	.000	0	0	0	3.2	4	3	3	1	0	4	13.0	
LA SALLE	11/28/09	*	28	3-8	.375	1-4	.250	6-9	.667	0	1	1	2.8	2	4	1	0	6	13	13.0	
DREXEL	12/02/09	*	25	1-6	.167	1-2	.500	2-2	1.000	0	1	1	2.6	0	5	2	0	4	5	11.9	
vs Maryland	12/06/09	*	30	6-13	.462	4-6	.667	4-4	1.000	1	3	4	2.8	2	2	1	0	2	20	12.9	
at Saint Joseph's	12/09/09	*	29	2-8	.250	1-3	.333	8-8	1.000	0	2	2	2.7	5	6	4	0	1	13	12.9	
at Temple	12/13/09	*	33	6-14	.429	2-9	.222	0-1	.000	0	2	2	2.6	1	7	2	1	0	14	13.0	
at Fordham	12/19/09	*	23	6-9	.667	3-5	.600	2-2	1.000	0	4	4	2.7	3	4	0	0	2	17	13.4	
DELAWARE	12/23/09	*	24	4-10	.400	2-5	.400	4-4	1.000	1	4	5	2.9	2	4	0	0	1	14	13.4	
at Marquette	1/2/10	*	21	3-7	.429	0-1	.000	0-0	.000	1	3	4	3.0	0	4	1	0	1	6	12.8	
DEPAUL	01/06/10	*	27	5-10	.500	1-5	.200	4-5	.800	0	4	4	3.1	3	6	0	0	0	15	13.0	
MARQUETTE	01/09/10	*	20	5-10	.500	1-2	.500	0-1	.000	1	1	2	3.0	4	4	4	0	1	11	12.9	
at Louisville	1/11/10	*	26	3-7	.429	0-1	.000	6-9	.667	0	3	3	3.0	4	3	4	0	2	12	12.8	
Totals			16	426	59-144	.410	19-55	.345	68-88	.773	10	38	48	3.0	41	70	31	3	25	205	12.8

Games played: 16  
Minutes/game: 26.6  
Points/game: 12.8  
FG Pct: 41.0  
3FG Pct: 34.5  
FT Pct: 77.3

Rebounds/game: 3.0  
Assists/game: 4.4  
Turnovers/game: 1.9  
Assist/turnover ratio: 2.3  
Steals/game: 1.6  
Blocks/game: 0.2

#12 WOOTEN, Russell

Opponent	Date	gs	min	Total		3-Pointers		Free throws		Rebounds				pf	a	t/o	blk	stl	pts	avg	
				fg-fga	pct	3fg-fga	pct	ft-fta	pct	off	def	tot	avg								
PENN	11/16/09		2	1-1	1.000	0-0	.000	0-0	.000	1	0	1	1.0	0	0	0	0	0	2	2.0	
LA SALLE	11/28/09		1	0-0	.000	0-0	.000	0-0	.000	0	1	1	1.0	0	0	0	0	0	0	1.0	
DREXEL	12/02/09		2	1-1	1.000	0-0	.000	0-0	.000	1	0	1	1.0	0	0	0	0	0	2	1.3	
at Fordham	12/19/09		1	0-0	.000	0-0	.000	0-0	.000	0	0	0	0.8	0	0	1	0	0	0	1.0	
DELAWARE	12/23/09		2	0-0	.000	0-0	.000	0-0	.000	0	0	0	0.6	0	0	0	0	0	0	0.8	
DEPAUL	01/06/10		1	0-0	.000	0-0	.000	0-0	.000	0	0	0	0.5	1	0	0	0	0	0	0.7	
Totals			0	9	2-2	1.000	0-0	.000	0-0	.000	2	1	3	0.5	1	0	1	0	0	4	0.7

Games played: 6  
Minutes/game: 1.5  
Points/game: 0.7  
FG Pct: 100.0

Rebounds/game: 0.5  
Turnovers/game: 0.2

The Automated ScoreBook  
Villanova Individual Game-by-Game (as of Jan 12, 2010)  
All games

#13 YAROU, Mouphtaou

Opponent	Date	gs	min	Total		3-Pointers		Free throws		Rebounds				pf	a	t/o	blk	stl	pts	avg	
				fg-fga	pct	3fg-fga	pct	ft-fa	pct	off	def	tot	avg								
FAIRLEIGH DICKINSON	11/13/09	*	20	2-4	.500	0-0	.000	2-4	.500	2	1	3	3.0	2	0	1	1	0	6	6.0	
PENN	11/16/09	*	17	1-3	.333	0-0	.000	2-2	1.000	2	3	5	4.0	5	1	2	1	0	4	5.0	
DEPAUL	01/06/10		14	2-4	.500	0-0	.000	0-0	.000	1	1	2	3.3	2	0	0	1	0	4	4.7	
MARQUETTE	01/09/10		5	0-0	.000	0-0	.000	0-0	.000	0	1	1	2.8	2	0	0	0	0	0	3.5	
at Louisville	1/11/10		14	1-2	.500	0-0	.000	2-4	.500	2	1	3	2.8	4	1	0	1	0	4	3.6	
<b>Totals</b>			<b>2</b>	<b>70</b>	<b>6-13</b>	<b>.462</b>	<b>0-0</b>	<b>.000</b>	<b>6-10</b>	<b>.600</b>	<b>7</b>	<b>7</b>	<b>14</b>	<b>2.8</b>	<b>15</b>	<b>2</b>	<b>3</b>	<b>4</b>	<b>0</b>	<b>18</b>	<b>3.6</b>

Games played: 5  
Minutes/game: 14.0  
Points/game: 3.6  
FG Pct: 46.2  
FT Pct: 60.0

Rebounds/game: 2.8  
Assists/game: 0.4  
Turnovers/game: 0.6  
Assist/turnover ratio: 0.7  
Blocks/game: 0.8

#15 REDDING, Reggie

Opponent	Date	gs	min	Total		3-Pointers		Free throws		Rebounds				pf	a	t/o	blk	stl	pts	avg	
				fg-fga	pct	3fg-fga	pct	ft-fa	pct	off	def	tot	avg								
at Fordham	12/19/09	*	27	6-9	.667	2-4	.500	1-1	1.000	3	6	9	9.0	2	3	0	2	3	15	15.0	
DELAWARE	12/23/09	*	30	6-7	.857	1-2	.500	3-3	1.000	2	4	6	7.5	3	2	1	0	1	16	15.5	
at Marquette	1/2/10	*	36	3-11	.273	0-2	.000	5-8	.625	1	7	8	7.7	3	3	1	0	0	11	14.0	
DEPAUL	01/06/10	*	25	3-8	.375	2-4	.500	2-2	1.000	2	2	4	6.8	1	7	1	0	3	10	13.0	
MARQUETTE	01/09/10	*	36	5-9	.556	0-1	.000	0-0	.000	1	4	5	6.4	4	2	1	0	2	10	12.4	
at Louisville	1/11/10	*	32	0-5	.000	0-0	.000	2-4	.500	0	4	4	6.0	4	2	7	0	2	2	10.7	
<b>Totals</b>			<b>6</b>	<b>186</b>	<b>23-49</b>	<b>.469</b>	<b>5-13</b>	<b>.385</b>	<b>13-18</b>	<b>.722</b>	<b>9</b>	<b>27</b>	<b>36</b>	<b>6.0</b>	<b>17</b>	<b>19</b>	<b>11</b>	<b>2</b>	<b>11</b>	<b>64</b>	<b>10.7</b>

Games played: 6  
Minutes/game: 31.0  
Points/game: 10.7  
FG Pct: 46.9  
3FG Pct: 38.5  
FT Pct: 72.2

Rebounds/game: 6.0  
Assists/game: 3.2  
Turnovers/game: 1.8  
Assist/turnover ratio: 1.7  
Steals/game: 1.8  
Blocks/game: 0.3

#23 CHEEK, Dominic

Opponent	Date	gs	min	Total		3-Pointers		Free throws		Rebounds				pf	a	t/o	blk	stl	pts	avg	
				fg-fga	pct	3fg-fga	pct	ft-fa	pct	off	def	tot	avg								
FAIRLEIGH DICKINSON	11/13/09		18	3-6	.500	2-4	.500	0-0	.000	2	2	4	4.0	1	2	0	0	0	8	8.0	
PENN	11/16/09		18	3-4	.750	1-2	.500	0-0	.000	0	2	2	3.0	0	1	0	0	0	7	7.5	
vs George Mason	11/19/09		11	0-2	.000	0-2	.000	0-2	.000	0	2	2	2.7	0	0	1	0	1	0	5.0	
vs #18 Dayton	11/20/09		16	3-8	.375	0-2	.000	1-1	1.000	2	1	3	2.8	1	0	0	1	0	7	5.5	
vs Ole Miss	11/22/09		17	1-4	.250	0-1	.000	0-0	.000	2	4	6	3.4	1	1	1	2	0	2	4.8	
LA SALLE	11/28/09		23	3-6	.500	0-2	.000	4-5	.800	2	0	2	3.2	3	1	2	0	1	10	5.7	
DREXEL	12/02/09		20	1-4	.250	0-0	.000	1-2	.500	1	3	4	3.3	2	0	2	2	1	3	5.3	
vs Maryland	12/06/09		16	2-5	.400	0-2	.000	2-2	1.000	2	2	4	3.4	2	2	1	0	1	6	5.4	
at Saint Joseph's	12/09/09		11	3-7	.429	0-1	.000	2-2	1.000	2	0	2	3.2	0	0	1	0	0	8	5.7	
at Temple	12/13/09		11	0-1	.000	0-1	.000	0-0	.000	0	1	1	3.0	0	0	0	0	0	0	5.1	
at Fordham	12/19/09		18	2-5	.400	0-1	.000	2-4	.500	1	0	1	2.8	0	2	0	0	1	6	5.2	
DELAWARE	12/23/09		15	2-3	.667	1-1	1.000	0-1	.000	0	1	1	2.7	1	0	1	0	2	5	5.2	
at Marquette	1/2/10		7	1-2	.500	0-0	.000	0-0	.000	1	1	2	2.6	0	0	0	0	0	2	4.9	
DEPAUL	01/06/10		22	2-8	.250	1-4	.250	4-5	.800	3	3	6	2.9	1	0	2	0	1	9	5.2	
MARQUETTE	01/09/10		15	1-1	1.000	0-0	.000	1-2	.500	1	4	5	3.0	0	1	0	0	0	3	5.1	
at Louisville	1/11/10		11	1-2	.500	0-0	.000	1-2	.500	1	1	2	2.9	2	1	2	0	0	3	4.9	
<b>Totals</b>			<b>0</b>	<b>249</b>	<b>28-68</b>	<b>.412</b>	<b>5-23</b>	<b>.217</b>	<b>18-28</b>	<b>.643</b>	<b>20</b>	<b>27</b>	<b>47</b>	<b>2.9</b>	<b>14</b>	<b>11</b>	<b>13</b>	<b>5</b>	<b>8</b>	<b>79</b>	<b>4.9</b>

Games played: 16  
Minutes/game: 15.6  
Points/game: 4.9  
FG Pct: 41.2  
3FG Pct: 21.7  
FT Pct: 64.3

Rebounds/game: 2.9  
Assists/game: 0.7  
Turnovers/game: 0.8  
Assist/turnover ratio: 0.8  
Steals/game: 0.5  
Blocks/game: 0.3

The Automated ScoreBook  
Villanova Individual Game-by-Game (as of Jan 12, 2010)  
All games

#24 STOKES, Corey

Opponent	Date	gs	min	Total		3-Pointers		Free throws		Rebounds				pf	a	t/o	blk	stl	pts	avg	
				fg-fga	pct	3fg-fga	pct	ft-fa	pct	off	def	tot	avg								
FAIRLEIGH DICKINSON	11/13/09	*	26	6-12	.500	5-10	.500	3-3	1.000	1	3	4	4.0	4	2	2	1	0	20	20.0	
PENN	11/16/09	*	20	5-7	.714	2-3	.667	2-2	1.000	1	4	5	4.5	3	1	3	0	0	14	17.0	
vs George Mason	11/19/09	*	22	0-3	.000	0-2	.000	1-2	.500	2	3	5	4.7	5	0	2	0	0	1	11.7	
vs #18 Dayton	11/20/09	*	30	1-9	.111	1-3	.333	0-0	.000	1	5	6	5.0	2	0	3	0	1	3	9.5	
vs Ole Miss	11/22/09	*	35	5-9	.556	2-5	.400	6-6	1.000	2	3	5	5.0	2	0	1	2	1	18	11.2	
LA SALLE	11/28/09	*	31	2-8	.250	1-6	.167	4-5	.800	1	4	5	5.0	2	2	1	0	0	9	10.8	
DREXEL	12/02/09	*	30	2-8	.250	1-4	.250	2-2	1.000	0	5	5	5.0	2	1	1	1	0	7	10.3	
vs Maryland	12/06/09	*	31	6-13	.462	5-11	.455	1-1	1.000	2	1	3	4.8	5	3	1	0	2	18	11.3	
at Saint Joseph's	12/09/09	*	35	2-5	.400	0-2	.000	0-0	.000	1	3	4	4.7	1	1	0	1	0	4	10.4	
at Temple	12/13/09	*	34	2-8	.250	1-4	.250	0-0	.000	1	3	4	4.6	2	1	0	0	1	5	9.9	
at Fordham	12/19/09		23	2-11	.182	1-5	.200	2-2	1.000	4	6	10	5.1	2	1	1	0	2	7	9.6	
DELAWARE	12/23/09	*	24	2-6	.333	1-4	.250	0-0	.000	1	4	5	5.1	2	0	3	0	1	5	9.3	
at Marquette	1/2/10	*	19	1-5	.200	0-1	.000	0-0	.000	1	1	2	4.8	4	1	0	0	1	2	8.7	
MARQUETTE	01/09/10	*	28	6-11	.545	4-8	.500	0-0	.000	0	0	0	4.5	2	2	0	0	1	16	9.2	
at Louisville	1/11/10	*	17	1-5	.200	1-3	.333	4-4	1.000	2	2	4	4.5	2	1	0	1	2	7	9.1	
Totals			14	405	43-120	.358	25-71	.352	25-27	.926	20	47	67	4.5	40	16	18	6	12	136	9.1

Games played: 15  
Minutes/game: 27.0  
Points/game: 9.1  
FG Pct: 35.8  
3FG Pct: 35.2  
FT Pct: 92.6

Rebounds/game: 4.5  
Assists/game: 1.1  
Turnovers/game: 1.2  
Assist/turnover ratio: 0.9  
Steals/game: 0.8  
Blocks/game: 0.4

#25 SUTTON, Maurice

Opponent	Date	gs	min	Total		3-Pointers		Free throws		Rebounds				pf	a	t/o	blk	stl	pts	avg	
				fg-fga	pct	3fg-fga	pct	ft-fa	pct	off	def	tot	avg								
FAIRLEIGH DICKINSON	11/13/09		6	2-2	1.000	0-0	.000	1-2	.500	1	0	1	1.0	2	0	0	1	0	5	5.0	
PENN	11/16/09		14	3-5	.600	0-0	.000	1-2	.500	2	3	5	3.0	3	0	2	1	0	7	6.0	
vs George Mason	11/19/09		17	1-1	1.000	0-0	.000	1-3	.333	3	1	4	3.3	5	0	1	1	0	3	5.0	
vs #18 Dayton	11/20/09	*	30	2-4	.500	0-0	.000	0-0	.000	3	5	8	4.5	2	1	2	2	0	4	4.8	
vs Ole Miss	11/22/09	*	20	1-3	.333	0-0	.000	2-2	1.000	1	4	5	4.6	2	0	4	1	0	4	4.6	
LA SALLE	11/28/09	*	23	1-4	.250	0-0	.000	1-2	.500	2	3	5	4.7	4	2	1	5	0	3	4.3	
DREXEL	12/02/09	*	23	1-1	1.000	0-0	.000	0-0	.000	0	3	3	4.4	4	0	1	3	1	2	4.0	
vs Maryland	12/06/09	*	17	1-2	.500	0-0	.000	0-0	.000	4	0	4	4.4	5	0	1	1	0	2	3.8	
at Saint Joseph's	12/09/09	*	18	1-6	.167	0-0	.000	2-3	.667	3	3	6	4.6	4	0	0	0	0	4	3.8	
at Temple	12/13/09	*	6	0-1	.000	0-0	.000	1-2	.500	1	0	1	4.2	3	0	1	1	0	1	3.5	
at Fordham	12/19/09		5	0-0	.000	0-0	.000	0-0	.000	1	0	1	3.9	0	0	1	0	0	0	3.2	
at Marquette	1/2/10		1	0-0	.000	0-0	.000	0-0	.000	0	0	0	3.6	0	0	0	0	0	0	2.9	
DEPAUL	01/06/10		9	1-1	1.000	0-0	.000	0-0	.000	2	2	4	3.6	2	0	2	1	0	2	2.8	
at Louisville	1/11/10		1	0-0	.000	0-0	.000	0-0	.000	0	0	0	3.4	0	0	0	0	0	0	2.6	
Totals			7	190	14-30	.467	0-0	.000	9-16	.563	23	24	47	3.4	36	3	16	17	1	37	2.6

Games played: 14  
Minutes/game: 13.6  
Points/game: 2.6  
FG Pct: 46.7  
FT Pct: 56.3

Rebounds/game: 3.4  
Assists/game: 0.2  
Turnovers/game: 1.1  
Assist/turnover ratio: 0.2  
Steals/game: 0.1  
Blocks/game: 1.2

The Automated ScoreBook  
Villanova Individual Game-by-Game (as of Jan 12, 2010)  
All games

#31 KING, Taylor

Opponent	Date	gs	min	Total		3-Pointers		Free throws		Rebounds				pf	a	t/o	blk	stl	pts	avg
				fg-fga	pct	3fg-fga	pct	ft-fta	pct	off	def	tot	avg							
FAIRLEIGH DICKINSON	11/13/09		20	3-7	.429	1-3	.333	2-2	1.000	2	5	7	7.0	1	1	0	1	0	9	9.0
PENN	11/16/09		23	5-7	.714	2-3	.667	2-2	1.000	4	3	7	7.0	1	1	0	0	1	14	11.5
vs George Mason	11/19/09	*	17	3-5	.600	2-3	.667	0-1	.000	4	0	4	6.0	5	0	2	0	0	8	10.3
vs #18 Dayton	11/20/09		31	4-9	.444	4-8	.500	2-4	.500	3	6	9	6.8	2	0	1	0	1	14	11.3
vs Ole Miss	11/22/09		29	3-9	.333	0-4	.000	3-4	.750	2	9	11	7.6	2	1	2	0	2	9	10.8
LA SALLE	11/28/09	*	10	4-5	.800	1-2	.500	0-0	.000	1	2	3	6.8	5	0	1	0	4	9	10.5
DREXEL	12/02/09		23	6-11	.545	4-6	.667	0-0	.000	1	4	5	6.6	2	0	0	1	2	16	11.3
vs Maryland	12/06/09		30	5-17	.294	3-8	.375	0-0	.000	2	4	6	6.5	1	0	1	0	3	13	11.5
at Saint Joseph's	12/09/09		27	7-15	.467	4-8	.500	2-2	1.000	2	7	9	6.8	4	2	1	0	1	20	12.4
at Temple	12/13/09		33	2-5	.400	2-3	.667	0-0	.000	1	6	7	6.8	5	0	0	0	2	6	11.8
at Fordham	12/19/09	*	17	2-4	.500	1-2	.500	0-0	.000	1	2	3	6.5	2	1	0	0	0	5	11.2
DELAWARE	12/23/09		23	5-8	.625	1-3	.333	8-8	1.000	6	6	12	6.9	1	0	2	0	0	19	11.8
at Marquette	1/2/10		20	3-5	.600	0-1	.000	0-0	.000	1	5	6	6.8	4	2	1	0	0	6	11.4
DEPAUL	01/06/10		19	2-3	.667	2-3	.667	0-0	.000	0	3	3	6.6	1	2	1	0	0	6	11.0
MARQUETTE	01/09/10		17	3-4	.750	0-1	.000	0-0	.000	1	5	6	6.5	2	1	2	0	0	6	10.7
at Louisville	1/11/10		23	4-6	.667	1-2	.500	3-3	1.000	2	5	7	6.6	3	1	1	0	0	12	10.8
Totals		3	362	61-120	.508	28-60	.467	22-26	.846	33	72	105	6.6	41	12	15	2	16	172	10.8

Games played: 16  
Minutes/game: 22.6  
Points/game: 10.8  
FG Pct: 50.8  
3FG Pct: 46.7  
FT Pct: 84.6

Rebounds/game: 6.6  
Assists/game: 0.8  
Turnovers/game: 0.9  
Assist/turnover ratio: 0.8  
Steals/game: 1.0  
Blocks/game: 0.1

#34 ARMWOOD, Isaiah

Opponent	Date	gs	min	Total		3-Pointers		Free throws		Rebounds				pf	a	t/o	blk	stl	pts	avg
				fg-fga	pct	3fg-fga	pct	ft-fta	pct	off	def	tot	avg							
FAIRLEIGH DICKINSON	11/13/09		1	0-1	.000	0-0	.000	0-0	.000	0	0	0	0.0	1	0	0	0	0	0	0.0
PENN	11/16/09		13	0-1	.000	0-0	.000	0-0	.000	0	3	3	1.5	3	0	0	0	0	0	0.0
vs George Mason	11/19/09		4	1-1	1.000	1-1	1.000	0-0	.000	0	0	0	1.0	1	0	0	1	0	3	1.0
vs #18 Dayton	11/20/09		7	1-1	1.000	0-0	.000	2-2	1.000	0	0	0	0.8	1	0	0	0	0	4	1.8
LA SALLE	11/28/09		8	1-2	.500	0-0	.000	2-2	1.000	1	0	1	0.8	3	0	1	0	1	4	2.2
DREXEL	12/02/09		7	1-2	.500	0-0	.000	0-0	.000	0	1	1	0.8	0	0	0	0	0	2	2.2
vs Maryland	12/06/09		4	0-0	.000	0-0	.000	0-0	.000	1	0	1	0.9	3	0	0	1	0	0	1.9
at Saint Joseph's	12/09/09		5	1-1	1.000	0-0	.000	0-0	.000	0	1	1	0.9	1	0	1	1	0	2	1.9
at Temple	12/13/09		2	0-0	.000	0-0	.000	0-0	.000	0	0	0	0.8	1	0	0	0	0	0	1.7
at Fordham	12/19/09		17	0-3	.000	0-0	.000	0-0	.000	2	2	4	1.1	2	2	0	0	1	0	1.5
DELAWARE	12/23/09		13	1-4	.250	0-0	.000	0-0	.000	1	1	2	1.2	2	0	0	2	0	2	1.5
at Marquette	1/2/10		14	2-3	.667	0-0	.000	0-0	.000	0	2	2	1.3	1	0	0	0	0	4	1.8
DEPAUL	01/06/10	*	19	3-4	.750	0-0	.000	0-0	.000	3	4	7	1.7	2	0	1	0	5	6	2.1
MARQUETTE	01/09/10		4	0-0	.000	0-0	.000	0-0	.000	0	0	0	1.6	1	0	0	0	0	0	1.9
at Louisville	1/11/10		10	0-1	.000	0-0	.000	1-2	.500	0	0	0	1.5	3	0	2	0	1	1	1.9
Totals		1	128	11-24	.458	1-1	1.000	5-6	.833	8	14	22	1.5	25	2	5	5	8	28	1.9

Games played: 15  
Minutes/game: 8.5  
Points/game: 1.9  
FG Pct: 45.8  
3FG Pct: 100.0  
FT Pct: 83.3

Rebounds/game: 1.5  
Assists/game: 0.1  
Turnovers/game: 0.3  
Assist/turnover ratio: 0.4  
Steals/game: 0.5  
Blocks/game: 0.3

**(Jan 12, 2010)**  
**Individual Career History**

**ARMWOOD, Isaiah**

Season	gp-gs	min/avg	Total		3-Point		F-Throws		Rebounds				Scoring							
			fg-fga	pct	fg-fga	pct	ft-fta	pct	off	def	tot	avg	pf	fo	ast	to	blk	stl	pts	avg
2009-10	15-1	128/8.5	11-24	.458	1-1	1.000	5-6	.833	8	14	22	1.5	25	0	2	5	5	8	28	1.9
<b>TOTAL</b>	<b>15-1</b>	<b>128/8.5</b>	<b>11-24</b>	<b>.458</b>	<b>1-1</b>	<b>1.000</b>	<b>5-6</b>	<b>.833</b>	<b>8</b>	<b>14</b>	<b>22</b>	<b>1.5</b>	<b>25</b>	<b>0</b>	<b>2</b>	<b>5</b>	<b>5</b>	<b>8</b>	<b>28</b>	<b>1.9</b>

**CHEEK, Dominic**

Season	gp-gs	min/avg	Total		3-Point		F-Throws		Rebounds				Scoring							
			fg-fga	pct	fg-fga	pct	ft-fta	pct	off	def	tot	avg	pf	fo	ast	to	blk	stl	pts	avg
2009-10	16-0	249/15.6	28-68	.412	5-23	.217	18-28	.643	20	27	47	2.9	14	0	11	13	5	8	79	4.9
<b>TOTAL</b>	<b>16-0</b>	<b>249/15.6</b>	<b>28-68</b>	<b>.412</b>	<b>5-23</b>	<b>.217</b>	<b>18-28</b>	<b>.643</b>	<b>20</b>	<b>27</b>	<b>47</b>	<b>2.9</b>	<b>14</b>	<b>0</b>	<b>11</b>	<b>13</b>	<b>5</b>	<b>8</b>	<b>79</b>	<b>4.9</b>

**FISHER, Corey**

Season	gp-gs	min/avg	Total		3-Point		F-Throws		Rebounds				Scoring							
			fg-fga	pct	fg-fga	pct	ft-fta	pct	off	def	tot	avg	pf	fo	ast	to	blk	stl	pts	avg
2007-08	34-21	744/21.9	104-294	.354	41-124	.331	59-79	.747	11	49	60	1.8	61	1	92	68	0	36	308	9.1
2008-09	38-12	925/24.3	127-296	.429	30-94	.319	126-162	.778	22	67	89	2.3	93	2	107	76	2	47	410	10.8
2009-10	16-16	426/26.6	59-144	.410	19-55	.345	68-88	.773	10	38	48	3.0	41	1	70	31	3	25	205	12.8
<b>TOTAL</b>	<b>88-49</b>	<b>2095/23.8</b>	<b>290-734</b>	<b>.395</b>	<b>90-273</b>	<b>.330</b>	<b>253-329</b>	<b>.769</b>	<b>43</b>	<b>154</b>	<b>197</b>	<b>2.2</b>	<b>195</b>	<b>4</b>	<b>269</b>	<b>175</b>	<b>5</b>	<b>108</b>	<b>923</b>	<b>10.5</b>

**KING, Taylor**

Season	gp-gs	min/avg	Total		3-Point		F-Throws		Rebounds				Scoring							
			fg-fga	pct	fg-fga	pct	ft-fta	pct	off	def	tot	avg	pf	fo	ast	to	blk	stl	pts	avg
2009-10	16-3	362/22.6	61-120	.508	28-60	.467	22-26	.846	33	72	105	6.6	41	3	12	15	2	16	172	10.8
<b>TOTAL</b>	<b>16-3</b>	<b>362/22.6</b>	<b>61-120</b>	<b>.508</b>	<b>28-60</b>	<b>.467</b>	<b>22-26</b>	<b>.846</b>	<b>33</b>	<b>72</b>	<b>105</b>	<b>6.6</b>	<b>41</b>	<b>3</b>	<b>12</b>	<b>15</b>	<b>2</b>	<b>16</b>	<b>172</b>	<b>10.8</b>

**PENA, Antonio**

Season	gp-gs	min/avg	Total		3-Point		F-Throws		Rebounds				Scoring							
			fg-fga	pct	fg-fga	pct	ft-fta	pct	off	def	tot	avg	pf	fo	ast	to	blk	stl	pts	avg
2007-08	35-19	678/19.4	86-183	.470	2-6	.333	67-96	.698	52	97	149	4.3	84	2	34	63	11	19	241	6.9
2008-09	37-20	652/17.6	64-133	.481	0-1	.000	61-89	.685	54	100	154	4.2	89	4	38	47	19	10	189	5.1
2009-10	16-15	428/26.8	63-111	.568	0-1	.000	58-82	.707	42	84	126	7.9	44	2	21	31	10	14	184	11.5
<b>TOTAL</b>	<b>88-54</b>	<b>1758/20.0</b>	<b>213-427</b>	<b>.499</b>	<b>2-8</b>	<b>.250</b>	<b>186-267</b>	<b>.697</b>	<b>148</b>	<b>281</b>	<b>429</b>	<b>4.9</b>	<b>217</b>	<b>8</b>	<b>93</b>	<b>141</b>	<b>40</b>	<b>43</b>	<b>614</b>	<b>7.0</b>

**REDDING, Reggie**

Season	gp-gs	min/avg	Total		3-Point		F-Throws		Rebounds				Scoring							
			fg-fga	pct	fg-fga	pct	ft-fta	pct	off	def	tot	avg	pf	fo	ast	to	blk	stl	pts	avg
2006-07	28-3	443/15.8	28-88	.318	7-40	.175	16-25	.640	21	45	66	2.4	43	0	27	25	5	23	79	2.8
2007-08	35-18	722/20.6	55-140	.393	9-36	.250	43-68	.632	24	66	90	2.6	85	2	59	32	12	39	162	4.6
2008-09	38-22	1096/28.8	96-217	.442	20-66	.303	59-83	.711	61	127	188	4.9	100	2	116	72	20	43	271	7.1
2009-10	6-6	186/31.0	23-49	.469	5-13	.385	13-18	.722	9	27	36	6.0	17	0	19	11	2	11	64	10.7
<b>TOTAL</b>	<b>107-49</b>	<b>2447/22.9</b>	<b>202-494</b>	<b>.409</b>	<b>41-155</b>	<b>.265</b>	<b>131-194</b>	<b>.675</b>	<b>115</b>	<b>265</b>	<b>380</b>	<b>3.6</b>	<b>245</b>	<b>4</b>	<b>221</b>	<b>140</b>	<b>39</b>	<b>116</b>	<b>576</b>	<b>5.4</b>

**REYNOLDS, Scottie**

Season	gp-gs	min/avg	Total		3-Point		F-Throws		Rebounds				Scoring							
			fg-fga	pct	fg-fga	pct	ft-fta	pct	off	def	tot	avg	pf	fo	ast	to	blk	stl	pts	avg
2006-07	33-32	978/29.6	139-359	.387	64-170	.376	145-176	.824	12	82	94	2.8	86	3	133	102	4	46	487	14.8
2007-08	35-34	1139/32.5	164-398	.412	79-206	.383	148-190	.779	17	90	107	3.1	75	2	113	107	1	51	555	15.9
2008-09	38-38	1223/32.2	168-420	.400	75-215	.349	167-205	.815	20	89	109	2.9	88	3	128	100	4	59	578	15.2
2009-10	16-16	473/29.6	93-185	.503	36-83	.434	79-100	.790	10	36	46	2.9	35	0	57	47	2	25	301	18.8
<b>TOTAL</b>	<b>122-120</b>	<b>3813/31.3</b>	<b>564-1362</b>	<b>.414</b>	<b>254-674</b>	<b>.377</b>	<b>539-671</b>	<b>.803</b>	<b>59</b>	<b>297</b>	<b>356</b>	<b>2.9</b>	<b>284</b>	<b>8</b>	<b>431</b>	<b>356</b>	<b>11</b>	<b>181</b>	<b>1921</b>	<b>15.7</b>

**(Jan 12, 2010)**  
**Individual Career History**

**STOKES, Corey**

Season	gp-gs	min/avg	Total		3-Point		F-Throws		Rebounds				Scoring							
			fg-fga	pct	fg-fga	pct	ft-fta	pct	off	def	tot	avg	pf	fo	ast	to	blk	stl	pts	avg
2007-08	35-4	642/18.3	74-202	.366	40-135	.296	37-42	.881	18	66	84	2.4	59	1	19	31	3	14	225	6.4
2008-09	38-13	868/22.8	110-268	.410	76-182	.418	56-66	.848	24	105	129	3.4	70	0	37	40	10	26	352	9.3
2009-10	15-14	405/27.0	43-120	.358	25-71	.352	25-27	.926	20	47	67	4.5	40	2	16	18	6	12	136	9.1
<b>TOTAL</b>	<b>88-31</b>	<b>1915/21.8</b>	<b>227-590</b>	<b>.385</b>	<b>141-388</b>	<b>.363</b>	<b>118-135</b>	<b>.874</b>	<b>62</b>	<b>218</b>	<b>280</b>	<b>3.2</b>	<b>169</b>	<b>3</b>	<b>72</b>	<b>89</b>	<b>19</b>	<b>52</b>	<b>713</b>	<b>8.1</b>

**SUTTON, Maurice**

Season	gp-gs	min/avg	Total		3-Point		F-Throws		Rebounds				Scoring							
			fg-fga	pct	fg-fga	pct	ft-fta	pct	off	def	tot	avg	pf	fo	ast	to	blk	stl	pts	avg
2009-10	14-7	190/13.6	14-30	.467	0-0	.000	9-16	.563	23	24	47	3.4	36	2	3	16	17	1	37	2.6
<b>TOTAL</b>	<b>14-7</b>	<b>190/13.6</b>	<b>14-30</b>	<b>.467</b>	<b>0-0</b>	<b>.000</b>	<b>9-16</b>	<b>.563</b>	<b>23</b>	<b>24</b>	<b>47</b>	<b>3.4</b>	<b>36</b>	<b>2</b>	<b>3</b>	<b>16</b>	<b>17</b>	<b>1</b>	<b>37</b>	<b>2.6</b>

**WAYNS, Maalik**

Season	gp-gs	min/avg	Total		3-Point		F-Throws		Rebounds				Scoring							
			fg-fga	pct	fg-fga	pct	ft-fta	pct	off	def	tot	avg	pf	fo	ast	to	blk	stl	pts	avg
2009-10	16-0	271/16.9	44-94	.468	13-34	.382	28-35	.800	7	19	26	1.6	30	0	22	22	0	12	129	8.1
<b>TOTAL</b>	<b>16-0</b>	<b>271/16.9</b>	<b>44-94</b>	<b>.468</b>	<b>13-34</b>	<b>.382</b>	<b>28-35</b>	<b>.800</b>	<b>7</b>	<b>19</b>	<b>26</b>	<b>1.6</b>	<b>30</b>	<b>0</b>	<b>22</b>	<b>22</b>	<b>0</b>	<b>12</b>	<b>129</b>	<b>8.1</b>

**WOOTEN, Russell**

Season	gp-gs	min/avg	Total		3-Point		F-Throws		Rebounds				Scoring							
			fg-fga	pct	fg-fga	pct	ft-fta	pct	off	def	tot	avg	pf	fo	ast	to	blk	stl	pts	avg
2008-09	14-0	21/1.5	0-0	.000	0-0	.000	0-0	.000	2	0	2	0.1	3	0	0	0	0	0	0	0.0
2009-10	6-0	9/1.5	2-2	1.000	0-0	.000	0-0	.000	2	1	3	0.5	1	0	0	1	0	0	4	0.7
<b>TOTAL</b>	<b>20-0</b>	<b>30/1.5</b>	<b>2-2</b>	<b>1.000</b>	<b>0-0</b>	<b>.000</b>	<b>0-0</b>	<b>.000</b>	<b>4</b>	<b>1</b>	<b>5</b>	<b>0.3</b>	<b>4</b>	<b>0</b>	<b>0</b>	<b>1</b>	<b>0</b>	<b>0</b>	<b>4</b>	<b>0.2</b>

**YAROU, Mouphtaou**

Season	gp-gs	min/avg	Total		3-Point		F-Throws		Rebounds				Scoring							
			fg-fga	pct	fg-fga	pct	ft-fta	pct	off	def	tot	avg	pf	fo	ast	to	blk	stl	pts	avg
2009-10	5-2	70/14.0	6-13	.462	0-0	.000	6-10	.600	7	7	14	2.8	15	1	2	3	4	0	18	3.6
<b>TOTAL</b>	<b>5-2</b>	<b>70/14.0</b>	<b>6-13</b>	<b>.462</b>	<b>0-0</b>	<b>.000</b>	<b>6-10</b>	<b>.600</b>	<b>7</b>	<b>7</b>	<b>14</b>	<b>2.8</b>	<b>15</b>	<b>1</b>	<b>2</b>	<b>3</b>	<b>4</b>	<b>0</b>	<b>18</b>	<b>3.6</b>

**The Automated ScoreBook**  
**Villanova Season/Career Statistics (as of Jan 12, 2010)**  
**All games**

SEASON STATISTICS

CAREER STATISTICS

SUMMARY	gp-gs	min/g	fg%	3fg%	ft%	r/g	a/g	stl	blk	pts/g	gp-gs	min/g	fg%	3fg%	ft%	r/g	a/g	stl	blk	pts/g
REYNOLDS, Scottie	16-16	29.6	.503	.434	.790	2.9	3.6	25	2	18.8	122-120	31.3	.414	.377	.803	2.9	3.5	181	11	15.7
FISHER, Corey	16-16	26.6	.410	.345	.773	3.0	4.4	25	3	12.8	88-49	23.8	.395	.330	.769	2.2	3.1	108	5	10.5
PENA, Antonio	16-15	26.8	.568	.000	.707	7.9	1.3	14	10	11.5	88-54	20.0	.499	.250	.697	4.9	1.1	43	40	7.0
KING, Taylor	16-3	22.6	.508	.467	.846	6.6	0.8	16	2	10.8	16-3	22.6	.508	.467	.846	6.6	0.8	16	2	10.8
REDDING, Reggie	6-6	31.0	.469	.385	.722	6.0	3.2	11	2	10.7	107-49	22.9	.409	.265	.675	3.6	2.1	116	39	5.4
STOKES, Corey	15-14	27.0	.358	.352	.926	4.5	1.1	12	6	9.1	88-31	21.8	.385	.363	.874	3.2	0.8	52	19	8.1
WAYNS, Maalik	16-0	16.9	.468	.382	.800	1.6	1.4	12	0	8.1	16-0	16.9	.468	.382	.800	1.6	1.4	12	0	8.1
CHEEK, Dominic	16-0	15.6	.412	.217	.643	2.9	0.7	8	5	4.9	16-0	15.6	.412	.217	.643	2.9	0.7	8	5	4.9
YAROU, Mouphtaou	5-2	14.0	.462	.000	.600	2.8	0.4	0	4	3.6	5-2	14.0	.462	.000	.600	2.8	0.4	0	4	3.6
SUTTON, Maurice	14-7	13.6	.467	.000	.563	3.4	0.2	1	17	2.6	14-7	13.6	.467	.000	.563	3.4	0.2	1	17	2.6
ARMWOOD, Isaiah	15-1	8.5	.458	1.000	.833	1.5	0.1	8	5	1.9	15-1	8.5	.458	1.000	.833	1.5	0.1	8	5	1.9
WOOTEN, Russell	6-0	1.5	1.000	.000	.000	0.5	0.0	0	0	0.7	20-0	1.5	1.000	.000	.000	0.3	0.0	0	0	0.2
x-COLENDA, Jason	1-0	3.0	.000	.000	.000	0.0	0.0	1	0	0.0	28-0	1.4	.000	.000	.667	0.2	0.1	1	0	0.1

SCORING	fg-fga	fg%	3fg-fga	3fg%	ft-fta	ft%	pts	pts/g	fg-fga	fg%	3fg-fga	3fg%	ft-fta	ft%	pts	pts/g
REYNOLDS, Scottie	93-185	.503	36-83	.434	79-100	.790	301	18.8	564-1362	.414	254-674	.377	539-671	.803	1921	15.7
FISHER, Corey	59-144	.410	19-55	.345	68-88	.773	205	12.8	290-734	.395	90-273	.330	253-329	.769	923	10.5
PENA, Antonio	63-111	.568	0-1	.000	58-82	.707	184	11.5	213-427	.499	2-8	.250	186-267	.697	614	7.0
KING, Taylor	61-120	.508	28-60	.467	22-26	.846	172	10.8	61-120	.508	28-60	.467	22-26	.846	172	10.8
REDDING, Reggie	23-49	.469	5-13	.385	13-18	.722	64	10.7	202-494	.409	41-155	.265	131-194	.675	576	5.4
STOKES, Corey	43-120	.358	25-71	.352	25-27	.926	136	9.1	227-590	.385	141-388	.363	118-135	.874	713	8.1
WAYNS, Maalik	44-94	.468	13-34	.382	28-35	.800	129	8.1	44-94	.468	13-34	.382	28-35	.800	129	8.1
CHEEK, Dominic	28-68	.412	5-23	.217	18-28	.643	79	4.9	28-68	.412	5-23	.217	18-28	.643	79	4.9
YAROU, Mouphtaou	6-13	.462	0-0	.000	6-10	.600	18	3.6	6-13	.462	0-0	.000	6-10	.600	18	3.6
SUTTON, Maurice	14-30	.467	0-0	.000	9-16	.563	37	2.6	14-30	.467	0-0	.000	9-16	.563	37	2.6
ARMWOOD, Isaiah	11-24	.458	1-1	1.000	5-6	.833	28	1.9	11-24	.458	1-1	1.000	5-6	.833	28	1.9
WOOTEN, Russell	2-2	1.000	0-0	.000	0-0	.000	4	0.7	2-2	1.000	0-0	.000	0-0	.000	4	0.2
x-COLENDA, Jason	0-0	.000	0-0	.000	0-1	.000	0	0.0	0-1	.000	0-0	.000	2-3	.667	2	0.1

TOTALS	o-reb	d-reb	t-reb	pf	fo	ast	to	a/to	o-reb	d-reb	t-reb	pf	fo	ast	to	a/to
REYNOLDS, Scottie	10	36	46	35	0	57	47	1.2	59	297	356	284	8	431	356	1.2
FISHER, Corey	10	38	48	41	1	70	31	2.3	43	154	197	195	4	269	175	1.5
PENA, Antonio	42	84	126	44	2	21	31	0.7	148	281	429	217	8	93	141	0.7
KING, Taylor	33	72	105	41	3	12	15	0.8	33	72	105	41	3	12	15	0.8
REDDING, Reggie	9	27	36	17	0	19	11	1.7	115	265	380	245	4	221	140	1.6
STOKES, Corey	20	47	67	40	2	16	18	0.9	62	218	280	169	3	72	89	0.8
WAYNS, Maalik	7	19	26	30	0	22	22	1.0	7	19	26	30	0	22	22	1.0
CHEEK, Dominic	20	27	47	14	0	11	13	0.8	20	27	47	14	0	11	13	0.8
YAROU, Mouphtaou	7	7	14	15	1	2	3	0.7	7	7	14	15	1	2	3	0.7
SUTTON, Maurice	23	24	47	36	2	3	16	0.2	23	24	47	36	2	3	16	0.2
ARMWOOD, Isaiah	8	14	22	25	0	2	5	0.4	8	14	22	25	0	2	5	0.4
WOOTEN, Russell	2	1	3	1	0	0	1	0.0	4	1	5	4	0	0	1	0.0
x-COLENDA, Jason	0	0	0	1	0	0	2	0.0	0	5	5	3	0	2	4	0.5

Villanova University Men's Basketball  
Clutch Free Throw Shooting

NAME	LAST 5 MINUTES			LAST 2 MINUTES AND OT			SEASON			CAREER		
	FT	FTA	FT%	FT	FTA	FT%	FT	FTA	FT%	FT	FTA	FT%
Armwood, Isaiah	2	2	1.000	2	2	1.000	5	6	0.833	5	6	0.833
Cheek, Dominic	5	10	0.500	4	8	0.500	18	28	0.643	18	28	0.643
Colenda, Jason	0	1	0.000	0	1	0.000	0	1	0.000	0	1	0.000
Fisher, Corey	17	22	0.773	11	14	0.786	68	88	0.773	253	329	0.769
King, Taylor*	7	8	0.875	3	4	0.750	22	26	0.846	39	55	0.709
Pena, Antonio	8	11	0.727	5	6	0.833	58	82	0.707	186	267	0.697
Redding, Reggie	5	8	0.625	3	4	0.750	13	18	0.722	131	194	0.675
Reynolds, Scottie	20	26	0.769	15	18	0.833	79	100	0.790	539	671	0.803
Stokes, Corey	4	4	1.000	2	2	1.000	25	27	0.926	118	135	0.874
Sutton, Maurice	4	6	0.667	1	2	0.500	9	16	0.563	9	16	0.563
Wayns, Maalik	8	8	1.000	2	2	1.000	28	35	0.800	28	35	0.800
Wooten, Russell	0	0	---	0	0	---	0	0	---	0	0	---
Yarou, Mouphtaou	1	2	0.500	1	2	0.500	6	10	0.600	6	10	0.600
<b>TEAM TOTALS</b>	<b>81</b>	<b>108</b>	<b>0.750</b>	<b>49</b>	<b>65</b>	<b>0.754</b>	<b>331</b>	<b>437</b>	<b>0.757</b>			

\* Taylor King's career free throw stats include his 2007-08 season at Duke

Villanova University Men's Basketball  
Career Three-Point Shooting

OVERAL SEASON GAMES							
3-PTRS MADE	NUMBER	3-PTRS ATTEMPTED	NUMBER	3-POINT PCT.	NUMBER	3-PTRS PER GAME	NUMBER
					<i>Minimum 125 Made</i>		<i>Minimum 125 Made</i>
Gary Buchanan	337	Allan Ray	850	Gary Buchanan	.398 (337-846)	Gary Buchanan	2.76 (337 in 122 G)
Allan Ray	312	Gary Buchanan	846	Doug West	.394 (143-363)	Allan Ray	2.40 (312 in 130 G)
Kerry Kittles	278	Kerry Kittles	706	Kerry Kittles	.394 (278-706)	Kerry Kittles	2.28 (278 in 122 G)
<b>Scottie Reynolds</b>	<b>254</b>	<b>Scottie Reynolds</b>	<b>674</b>	Greg Woodard	.384 (188-489)	<b>Scottie Reynolds</b>	<b>2.08 (254 in 122 G)</b>
Mike Nardi	251	Mike Nardi	664	Eric Eberz	.381 (223-586)	Mike Nardi	1.95 (251 in 129 G)
Eric Eberz	223	Randy Foye	647	Mike Nardi	.378 (251-664)	Eric Eberz	1.86 (223 in 120 G)
Randy Foye	213	Jermaine Medley	591	<b>Scottie Reynolds</b>	<b>.377 (254-674)</b>	Randy Foye	1.63 (213 in 131 G)
Jermaine Medley	198	Eric Eberz	586	Chris Walker	.367 (188-512)	Jermaine Medley	1.61 (198 in 123 G)
Greg Woodard	188	Chris Walker	512	Allan Ray	.367 (312-850)	<b>Corey Stokes</b>	<b>1.60 (141 in 88 G)</b>
Chris Walker	188	Greg Woodard	489	<b>Corey Stokes</b>	<b>.363 (141-388)</b>	Chris Walker	1.53 (188 in 123 G)
BIG EAST GAMES							
3-PTRS MADE	NUMBER	3-PTRS ATTEMPTED	NUMBER	3-POINT PCT.	NUMBER	3-PTRS PER GAME	NUMBER
					<i>Minimum 75 Made</i>		<i>Minimum 75 Made</i>
Allan Ray	168	Gary Buchanan	448	Kerry Kittles	.410 (166-405)	Allan Ray	2.67 (168 in 63 G)
Gary Buchanan	167	Allan Ray	440	Greg Woodard	.400 (102-255)	Gary Buchanan	2.65 (167 in 63 G)
Kerry Kittles	166	Kerry Kittles	405	<b>Scottie Reynolds</b>	<b>.390 (130-333)</b>	Kerry Kittles	2.41 (166 in 69 G)
<b>Scottie Reynolds</b>	<b>130</b>	Mike Nardi	345	Eric Eberz	.387 (126-326)	<b>Scottie Reynolds</b>	<b>2.32 (130 in 56 G)</b>
Mike Nardi	128	<b>Scottie Reynolds</b>	<b>333</b>	Allan Ray	.382 (168-440)	Mike Nardi	2.06 (128 in 62 G)
Eric Eberz	126	Eric Eberz	326	Alvin Williams	.377 (84-223)	Eric Eberz	1.85 (126 in 68 G)
Jermaine Medley	111	Jermaine Medley	317	Gary Buchanan	.373 (167-448)	Jermaine Medley	1.68 (111 in 66 G)
Randy Foye	104	Randy Foye	315	Mike Nardi	.371 (128-345)	Randy Foye	1.63 (104 in 64 G)
Greg Woodard	102	Chris Walker	263	Brian Lynch	.367 (90-245)	Greg Woodard	1.55 (102 in 66 G)
Chris Walker	96	John Celestand	256	Chris Walker	.365 (96-263)	Chris Walker	1.48 (96 in 65 G)
<b>NOTES</b>							
The NCAA instituted the three-point shot for men's basketball before the start of the 1986-87 season.							
Villanova has made at least one three-pointer in 420 straight games since making none against Kentucky on February 9, 1997 (0-for-3) in a 93-56 loss.							
The Wildcats have made at least one three-pointer in 757 of 764 games (99.1 percent) since the advent of the three-point rule.							
In Big East games, Villanova has at least one three-pointer in 389 of 393 games (99.0 percent) since 1986-87.							
Villanova has made at least one three-pointer in 345 straight Big East games since going 0-for-5 in a 74-60 victory over St. John's on March 4, 1989.							
The Wildcats have an all-time team three-point shooting percentage of .357 (4736-13263).							
In Big East games, Villanova has an all-time team three-point shooting percentage of .355 (2451-6899).							

**The Automated ScoreBook**  
**Villanova Season Schedule/Results & Leaders (as of Jan 12, 2010)**  
**All games**

<b>RECORD:</b>	<b>OVERALL</b>	<b>HOME</b>	<b>AWAY</b>	<b>NEUTRAL</b>
ALL GAMES	15-1	7-0	4-1	4-0
CONFERENCE	4-0	2-0	2-0	0-0
NON-CONFERENCE	11-1	5-0	2-1	4-0

<b>Date</b>	<b>Opponent</b>	<b>Score</b>	<b>Att.</b>	<b>High Points</b>	<b>High Rebounds</b>
11/13/09	FAIRLEIGH DICKINSON	W 84-61	6500	(20)STOKES, Corey	(10)PENA, Antonio
11/16/09	PENN	W 103-65	6500	(16)WAYNS, Maalik	(10)PENA, Antonio
11/19/09	vs George Mason	W 69-68	5073	(18)REYNOLDS, Scottie	(12)PENA, Antonio
11/20/09	vs #18 Dayton	W 71-65	5762	(18)FISHER, Corey	(9)KING, Taylor
11/22/09	vs Ole Miss	W 79-67	8357	(21)REYNOLDS, Scottie	(16)PENA, Antonio
11/28/09	LA SALLE	W 81-63	6500	(14)PENA, Antonio (14)REYNOLDS, Scottie	(8)PENA, Antonio
12/02/09	DREXEL	W 77-58	6500	(19)PENA, Antonio	(11)PENA, Antonio
12/06/09	vs Maryland	W 95-86	16389	(25)REYNOLDS, Scottie	(11)PENA, Antonio
12/09/09	at Saint Joseph's	W 97-89	8722	(22)REYNOLDS, Scottie	(9)KING, Taylor
12/13/09	at Temple	65-75 L	8449	(23)REYNOLDS, Scottie	(7)KING, Taylor (7)REYNOLDS, Scottie
12/19/09	at Fordham	W 96-58	5137	(17)PENA, Antonio (17)FISHER, Corey (17)REYNOLDS, Scottie	(10)STOKES, Corey
12/23/09	DELAWARE	W 97-63	6500	(22)REYNOLDS, Scottie	(12)KING, Taylor
1/2/10	*at Marquette	W 74-72	18093	(23)REYNOLDS, Scottie	(8)REDDING, Reggie
01/06/10	*DEPAUL	W 99-72	6500	(21)REYNOLDS, Scottie	(7)ARMWOOD, Isaiah
01/09/10	*MARQUETTE	W 78-76	6500	(16)STOKES, Corey	(6)KING, Taylor
1/11/10	*at Louisville	W 92-84	20076	(36)REYNOLDS, Scottie	(7)KING, Taylor

\* - Conference game

<b>Attendance Summary</b>	<b>Games</b>	<b>Attend</b>	<b>Avg/Game</b>
Home	7	45500	6500
Away	5	60477	12095
Neutral	4	35581	8895
Total	16	141558	8847

**The Automated ScoreBook**  
**Villanova Season Box Score (as of Jan 12, 2010)**  
**All games**

<b>RECORD:</b>	<b>OVERALL</b>	<b>HOME</b>	<b>AWAY</b>	<b>NEUTRAL</b>
ALL GAMES	15-1	7-0	4-1	4-0
CONFERENCE	4-0	2-0	2-0	0-0
NON-CONFERENCE	11-1	5-0	2-1	4-0

##	Player	gp-gs	min	avg	Total		3-Point		F-Throw		Rebounds				pf	dq	a	to	blk	stl	pts	avg
					fg-fga	fg%	3fg-fga	3fg%	ft-fa	ft%	off	def	tot	avg								
01	REYNOLDS, Scottie	16-16	473	29.6	93-185	.503	36-83	.434	79-100	.790	10	36	46	2.9	35	0	57	47	2	25	301	18.8
10	FISHER, Corey	16-16	426	26.6	59-144	.410	19-55	.345	68-88	.773	10	38	48	3.0	41	1	70	31	3	25	205	12.8
00	PENA, Antonio	16-15	428	26.8	63-111	.568	0-1	.000	58-82	.707	42	84	126	7.9	44	2	21	31	10	14	184	11.5
31	KING, Taylor	16-3	362	22.6	61-120	.508	28-60	.467	22-26	.846	33	72	105	6.6	41	3	12	15	2	16	172	10.8
15	REDDING, Reggie	6-6	186	31.0	23-49	.469	5-13	.385	13-18	.722	9	27	36	6.0	17	0	19	11	2	11	64	10.7
24	STOKES, Corey	15-14	405	27.0	43-120	.358	25-71	.352	25-27	.926	20	47	67	4.5	40	2	16	18	6	12	136	9.1
05	WAYNS, Maalik	16-0	271	16.9	44-94	.468	13-34	.382	28-35	.800	7	19	26	1.6	30	0	22	22	0	12	129	8.1
23	CHEEK, Dominic	16-0	249	15.6	28-68	.412	5-23	.217	18-28	.643	20	27	47	2.9	14	0	11	13	5	8	79	4.9
13	YAROU, Mouphtaou	5-2	70	14.0	6-13	.462	0-0	.000	6-10	.600	7	7	14	2.8	15	1	2	3	4	0	18	3.6
25	SUTTON, Maurice	14-7	190	13.6	14-30	.467	0-0	.000	9-16	.563	23	24	47	3.4	36	2	3	16	17	1	37	2.6
34	ARMWOOD, Isaiah	15-1	128	8.5	11-24	.458	1-1	1.000	5-6	.833	8	14	22	1.5	25	0	2	5	5	8	28	1.9
12	WOOTEN, Russell	6-0	9	1.5	2-2	1.000	0-0	.000	0-0	.000	2	1	3	0.5	1	0	0	1	0	0	4	0.7
04	x-COLENDA, Jason	1-0	3	3.0	0-0	.000	0-0	.000	0-1	.000	0	0	0	0.0	1	0	0	2	0	1	0	0.0
Team											28	29	57		1		3					
Total.....		16	3200		447-960	.466	132-341	.387	331-437	.757	219	425	644	40.2	341	11	235	218	56	133	1357	84.8
Opponents.....		16	3200		350-889	.394	122-363	.336	300-426	.704	182	353	535	33.4	338	-	199	261	50	104	1122	70.1

x-Inactive player

<u>Score by Periods</u>	<u>1st</u>	<u>2nd</u>	<u>Totals</u>
Villanova	626	731	1357
Opponents	492	630	1122

The Automated ScoreBook  
Villanova Team Game-by-Game (as of Jan 12, 2010)  
All games

TEAM STATISTICS

Opponent	Date	Score		Total		3-Pointers		Free throws		Rebounds				pf	a	t/o	blk	stl	pts	avg
				fg-fga	pct	3fg-fga	pct	ft-fta	pct	off	def	tot	avg							
FAIRLEIGH DICKINSON	11/13/09	84-61	w	27-66	.409	9-26	.346	21-31	.677	16	29	45	45.0	22	16	8	5	4	84	84.0
PENN	11/16/09	103-65	w	37-63	.587	11-21	.524	18-23	.783	13	32	45	45.0	22	19	15	4	8	103	93.5
vs George Mason	11/19/09	69-68	w	19-53	.358	8-25	.320	23-39	.590	19	25	44	44.7	26	9	17	2	5	69	85.3
vs #18 Dayton	11/20/09	71-65	w	22-59	.373	5-19	.263	22-29	.759	14	29	43	44.2	17	12	13	4	4	71	81.8
vs Ole Miss	11/22/09	79-67	w	27-65	.415	4-16	.250	21-27	.778	17	34	51	45.6	19	8	22	6	6	79	81.2
LA SALLE	11/28/09	81-63	w	25-60	.417	6-24	.250	25-31	.806	14	20	34	43.7	26	17	14	7	18	81	81.2
DREXEL	12/02/09	77-58	w	24-52	.462	7-15	.467	22-30	.733	9	35	44	43.7	15	14	13	8	9	77	80.6
vs Maryland	12/06/09	95-86	w	30-75	.400	16-39	.410	19-26	.731	23	22	45	43.9	24	19	14	2	10	95	82.4
at Saint Joseph's	12/09/09	97-89	w	27-58	.466	8-19	.421	35-40	.875	15	27	42	43.7	25	16	16	4	9	97	84.0
at Temple	12/13/09	65-75	L	24-56	.429	8-24	.333	9-11	.818	7	18	25	41.8	19	12	9	2	8	65	82.1
at Fordham	12/19/09	96-58	w	36-68	.529	8-23	.348	16-20	.800	14	32	46	42.2	19	19	10	3	12	96	83.4
DELAWARE	12/23/09	97-63	w	33-61	.541	13-25	.520	18-21	.857	12	29	41	42.1	17	15	12	3	7	97	84.5
at Marquette	1/2/10	74-72	w	28-59	.475	3-10	.300	15-22	.682	9	24	33	41.4	17	13	7	0	2	74	83.7
DEPAUL	01/06/10	99-72	w	36-67	.537	10-26	.385	17-19	.895	17	26	43	41.5	19	19	14	2	14	99	84.8
MARQUETTE	01/09/10	78-76	w	28-49	.571	7-15	.467	15-19	.789	5	22	27	40.5	20	17	12	1	6	78	84.3
at Louisville	1/11/10	92-84	w	24-49	.490	9-14	.643	35-49	.714	15	21	36	40.2	34	10	22	3	11	92	84.8
Villanova		1357		447-960	.466	132-341	.387	331-437	.757	219	425	644	40.2	341	235	218	56	133	1357	84.8
Opponents		1122		350-889	.394	122-363	.336	300-426	.704	182	353	535	33.4	338	199	261	50	104	1122	70.1

Games played: 16  
Points/game: 84.8  
FG Pct: 46.6  
3FG Pct: 38.7  
FT Pct: 75.7

Rebounds/game: 40.2  
Assists/game: 14.7  
Turnovers/game: 13.6  
Assist/turnover ratio: 1.1  
Steals/game: 8.3  
Blocks/game: 3.5

The Automated ScoreBook  
 Villanova Opponent Game-by-Game (as of Jan 12, 2010)  
 All games

OPPONENT STATISTICS

Opponent	Date	Score		Total		3-Pointers		Free throws		Rebounds				pf	a	t/o	blk	stl	pts	avg
				fg-fga	pct	3fg-fga	pct	ft-fta	pct	off	def	tot	avg							
FAIRLEIGH DICKINSON	11/13/09	84-61	w	19-48	.396	3-14	.214	20-32	.625	6	29	35	35.0	20	7	15	6	4	61	61.0
PENN	11/16/09	103-65	w	20-58	.345	9-32	.281	16-27	.593	12	15	27	31.0	18	13	14	0	10	65	63.0
vs George Mason	11/19/09	69-68	w	19-47	.404	3-13	.231	27-37	.730	8	23	31	31.0	28	4	14	3	3	68	64.7
vs #18 Dayton	11/20/09	71-65	w	21-55	.382	11-29	.379	12-19	.632	9	26	35	32.0	23	11	17	5	6	65	64.8
vs Ole Miss	11/22/09	79-67	w	24-63	.381	7-21	.333	12-21	.571	12	24	36	32.8	21	10	23	6	9	67	65.2
LA SALLE	11/28/09	81-63	w	21-59	.356	1-10	.100	20-37	.541	27	24	51	35.8	20	10	27	4	7	63	64.8
DREXEL	12/02/09	77-58	w	18-58	.310	11-23	.478	11-20	.550	10	24	34	35.6	20	12	15	2	5	58	63.9
vs Maryland	12/06/09	95-86	w	28-53	.528	9-19	.474	21-27	.778	7	26	33	35.2	23	14	19	4	7	86	66.6
at Saint Joseph's	12/09/09	97-89	w	25-58	.431	10-26	.385	29-38	.763	11	20	31	34.8	27	18	16	4	8	89	69.1
at Temple	12/13/09	65-75	L	26-48	.542	11-22	.500	12-17	.706	7	27	34	34.7	11	20	12	2	1	75	69.7
at Fordham	12/19/09	96-58	w	20-62	.323	4-24	.167	14-15	.933	11	19	30	34.3	16	6	17	3	7	58	68.6
DELAWARE	12/23/09	97-63	w	23-59	.390	8-24	.333	9-13	.692	8	17	25	33.5	21	14	14	0	6	63	68.2
at Marquette	1/2/10	74-72	w	22-54	.407	7-24	.292	21-26	.808	9	27	36	33.7	22	16	8	1	5	72	68.5
DEPAUL	01/06/10	99-72	w	22-54	.407	10-26	.385	18-27	.667	11	15	26	33.1	16	16	17	2	9	72	68.7
MARQUETTE	01/09/10	78-76	w	23-53	.434	11-23	.478	19-25	.760	11	18	29	32.9	19	16	11	2	5	76	69.2
at Louisville	1/11/10	92-84	w	19-60	.317	7-33	.212	39-45	.867	23	19	42	33.4	33	12	22	6	12	84	70.1
Opponents		1122		350-889	.394	122-363	.336	300-426	.704	182	353	535	33.4	338	199	261	50	104	1122	70.1
Villanova		1357		447-960	.466	132-341	.387	331-437	.757	219	425	644	40.2	341	235	218	56	133	1357	84.8

Games played: 16  
 Points/game: 70.1  
 FG Pct: 39.4  
 3FG Pct: 33.6  
 FT Pct: 70.4

Rebounds/game: 33.4  
 Assists/game: 12.4  
 Turnovers/game: 16.3  
 Assist/turnover ratio: 0.8  
 Steals/game: 6.5  
 Blocks/game: 3.1

**The Automated ScoreBook**  
**Villanova Team Game-by-Game Comparison (as of Jan 12, 2010)**  
**All games**

Opponent	1st	2nd	Score	Mar	Total FG	FG Pct	3-Pointers	3FG Pct	Free Throws	FT Pct	Rebounds	A	
FAIRLEIGH DICKINSON	35/34	49/27	84-61	+23	27-66/19-48	.409/.396	9-26/3-14	.346/.214	21-31/20-32	.677/.625	45/35	+10	1
PENN	55/25	48/40	103-65	+38	37-63/20-58	.587/.345	11-21/9-32	.524/.281	18-23/16-27	.783/.593	45/27	+18	1
George Mason	28/37	41/31	69-68	+1	19-53/19-47	.358/.404	8-25/3-13	.320/.231	23-39/27-37	.590/.730	44/31	+13	1
#18 Dayton	37/29	34/36	71-65	+6	22-59/21-55	.373/.382	5-19/11-29	.263/.379	22-29/12-19	.759/.632	43/35	+8	1
Ole Miss	27/23	52/44	79-67	+12	27-65/24-63	.415/.381	4-16/7-21	.250/.333	21-27/12-21	.778/.571	51/36	+15	8
LA SALLE	38/30	43/33	81-63	+18	25-60/21-59	.417/.356	6-24/1-10	.250/.100	25-31/20-37	.806/.541	34/51	(17)	1
DREXEL	34/18	43/40	77-58	+19	24-52/18-58	.462/.310	7-15/11-23	.467/.478	22-30/11-20	.733/.550	44/34	+10	1
Maryland	49/38	46/48	95-86	+9	30-75/28-53	.400/.528	16-39/9-19	.410/.474	19-26/21-27	.731/.778	45/33	+12	1
Saint Joseph's	41/38	56/51	97-89	+8	27-58/25-58	.466/.431	8-19/10-26	.421/.385	35-40/29-38	.875/.763	42/31	+11	1
Temple	37/31	28/44	65-75	(10)	24-56/26-48	.429/.542	8-24/11-22	.333/.500	9-11/12-17	.818/.706	25/34	(9)	1
Fordham	46/37	50/21	96-58	+38	36-68/20-62	.529/.323	8-23/4-24	.348/.167	16-20/14-15	.800/.933	46/30	+16	1
DELAWARE	48/32	49/31	97-63	+34	33-61/23-59	.541/.390	13-25/8-24	.520/.333	18-21/9-13	.857/.692	41/25	+16	1
Marquette	35/34	39/38	74-72	+2	28-59/22-54	.475/.407	3-10/7-24	.300/.292	15-22/21-26	.682/.808	33/36	(3)	1
DEPAUL	49/24	50/48	99-72	+27	36-67/22-54	.537/.407	10-26/10-26	.385/.385	17-19/18-27	.895/.667	43/26	+17	1
MARQUETTE	31/19	47/57	78-76	+2	28-49/23-53	.571/.434	7-15/11-23	.467/.478	15-19/19-25	.789/.760	27/29	(2)	1
Louisville	36/43	56/41	92-84	+8	24-49/19-60	.490/.317	9-14/7-33	.643/.212	35-49/39-45	.714/.867	36/42	(6)	1

Note: Game totals are displayed in the format TEAM/OPPONENT for each category

**The Automated ScoreBook**  
**Villanova Game-by-Game Highs (as of Jan 12, 2010)**  
**All games**

Opponent	Date	Score	Points	Rebounds	Assists	Steals	Blocked shots
FAIRLEIGH DICKINSON	11/13/09	84-61	20-STOKES, Corey	10-PENA, Antonio	4-FISHER, Corey	2-WAYNS, Maalik PENA, Antonio	1-SUTTON, Maurice YAROU, Mouphtaou STOKES, Corey KING, Taylor FISHER, Corey
PENN	11/16/09	103-65	16-WAYNS, Maalik	10-PENA, Antonio	8-FISHER, Corey	3-FISHER, Corey	2-PENA, Antonio
vs George Mason	11/19/09	69-68	18-REYNOLDS, Scott	12-PENA, Antonio	4-WAYNS, Maalik	2-REYNOLDS, Scotti	1-ARMWOOD, Isaiah SUTTON, Maurice
vs #18 Dayton	11/20/09	71-65	18-FISHER, Corey	9-KING, Taylor	5-REYNOLDS, Scotti	2-FISHER, Corey	2-SUTTON, Maurice
vs Ole Miss	11/22/09	79-67	21-REYNOLDS, Scott	16-PENA, Antonio	3-FISHER, Corey	2-PENA, Antonio KING, Taylor	2-STOKES, Corey CHEEK, Dominic
LA SALLE	11/28/09	81-63	14-REYNOLDS, Scott PENA, Antonio	8-PENA, Antonio	4-FISHER, Corey REYNOLDS, Scotti	6-FISHER, Corey	5-SUTTON, Maurice
DREXEL	12/02/09	77-58	19-PENA, Antonio	11-PENA, Antonio	6-REYNOLDS, Scotti	4-FISHER, Corey	3-SUTTON, Maurice
vs Maryland	12/06/09	95-86	25-REYNOLDS, Scott	11-PENA, Antonio	8-REYNOLDS, Scotti	3-KING, Taylor	1-SUTTON, Maurice ARMWOOD, Isaiah
at Saint Joseph's	12/09/09	97-89	22-REYNOLDS, Scott	9-KING, Taylor	6-FISHER, Corey	4-REYNOLDS, Scotti	1-PENA, Antonio ARMWOOD, Isaiah STOKES, Corey REYNOLDS, Scotti
at Temple	12/13/09	65-75	23-REYNOLDS, Scott	7-REYNOLDS, Scotti KING, Taylor	7-FISHER, Corey	3-REYNOLDS, Scotti	1-FISHER, Corey SUTTON, Maurice
at Fordham	12/19/09	96-58	17-REYNOLDS, Scott FISHER, Corey PENA, Antonio	10-STOKES, Corey	4-FISHER, Corey	3-REDDING, Reggie	2-REDDING, Reggie
DELAWARE	12/23/09	97-63	22-REYNOLDS, Scott	12-KING, Taylor	6-REYNOLDS, Scotti	2-CHEEK, Dominic	2-ARMWOOD, Isaiah
at Marquette	1/2/10	74-72	23-REYNOLDS, Scott	8-REDDING, Reggie	4-FISHER, Corey	1-STOKES, Corey FISHER, Corey	None
DEPAUL	01/06/10	99-72	21-REYNOLDS, Scott	7-ARMWOOD, Isaiah	7-REDDING, Reggie	5-ARMWOOD, Isaiah	1-SUTTON, Maurice YAROU, Mouphtaou
MARQUETTE	01/09/10	78-76	16-STOKES, Corey	6-KING, Taylor	4-REYNOLDS, Scotti FISHER, Corey	2-REDDING, Reggie	1-PENA, Antonio
at Louisville	1/11/10	92-84	36-REYNOLDS, Scott	7-KING, Taylor	3-FISHER, Corey	2-REDDING, Reggie FISHER, Corey WAYNS, Maalik REYNOLDS, Scotti STOKES, Corey	1-YAROU, Mouphtaou PENA, Antonio STOKES, Corey

**The Automated ScoreBook**  
**Villanova Combined Team Statistics (as of Jan 12, 2010)**  
**Conference games**

RECORD:	OVERALL	HOME	AWAY	NEUTRAL
ALL GAMES	4-0	2-0	2-0	0-0
CONFERENCE	4-0	2-0	2-0	0-0
NON-CONFERENCE	0-0	0-0	0-0	0-0

##	Player	gp-gs	min	avg	Total		3-Point		F-Throw		Rebounds				pf	dq	a	to	blk	stl	pts	avg
					fg-fga	fg%	3fg-fga	3fg%	ft-fa	ft%	off	def	tot	avg								
01	REYNOLDS, Scottie	4-4	120	30.0	28-41	.683	13-20	.650	26-34	.765	2	3	5	1.3	6	0	7	8	0	5	95	23.8
05	WAYNS, Maalik	4-0	81	20.3	18-29	.621	3-6	.500	12-14	.857	4	3	7	1.8	11	0	5	6	0	6	51	12.8
10	FISHER, Corey	4-4	94	23.5	16-34	.471	2-9	.222	10-15	.667	2	11	13	3.3	11	0	17	9	0	4	44	11.0
24	STOKES, Corey	3-3	64	21.3	8-21	.381	5-12	.417	4-4	1.000	3	3	6	2.0	8	0	4	0	1	4	25	8.3
15	REDDING, Reggie	4-4	129	32.2	11-33	.333	2-7	.286	9-14	.643	4	17	21	5.3	12	0	14	10	0	7	33	8.3
31	KING, Taylor	4-0	79	19.8	12-18	.667	3-7	.429	3-3	1.000	4	18	22	5.5	10	0	6	5	0	0	30	7.5
00	PENA, Antonio	4-4	86	21.5	9-20	.450	0-0	.000	9-10	.900	7	12	19	4.8	10	1	3	7	2	0	27	6.8
23	CHEEK, Dominic	4-0	55	13.8	5-13	.385	1-4	.250	6-9	.667	6	9	15	3.8	3	0	2	4	0	1	17	4.3
34	ARMWOOD, Isaiah	4-1	47	11.8	5-8	.625	0-0	.000	1-2	.500	3	6	9	2.3	7	0	0	3	0	6	11	2.8
13	YAROU, Mouphtaou	3-0	33	11.0	3-6	.500	0-0	.000	2-4	.500	3	3	6	2.0	8	0	1	0	2	0	8	2.7
25	SUTTON, Maurice	3-0	11	3.7	1-1	1.000	0-0	.000	0-0	.000	2	2	4	1.3	2	0	0	2	1	0	2	0.7
12	WOOTEN, Russell	1-0	1	1.0	0-0	.000	0-0	.000	0-0	.000	0	0	0	0.0	1	0	0	0	0	0	0	0.0
Team											6	6	12		1		1					
Total.....		4	800		116-224	.518	29-65	.446	82-109	.752	46	93	139	34.8	90	1	59	55	6	33	343	85.8
Opponents.....		4	800		86-221	.389	35-106	.330	97-123	.789	54	79	133	33.2	90	-	60	58	11	31	304	76.0

x-Inactive player

TEAM STATISTICS	VU	OPP	Date	Opponent	Score	Att.
SCORING	343	304	* 1/2/10	at Marquette	w 74-72	18093
Points per game	85.8	76.0	* 01/06/10	DEPAUL	w 99-72	6500
Scoring margin	+9.8	-	* 01/09/10	MARQUETTE	w 78-76	6500
FIELD GOALS-ATT	116-224	86-221	* 1/11/10	at Louisville	w 92-84	20076
Field goal pct	.518	.389	* - Conference game			
3 POINT FG-ATT	29-65	35-106				
3-point FG pct	.446	.330				
3-pt FG made per game	7.3	8.8				
FREE THROWS-ATT	82-109	97-123				
Free throw pct	.752	.789				
F-Throws made per game	20.5	24.3				
REBOUNDS	139	133				
Rebounds per game	34.8	33.2				
Rebounding margin	+1.5	-				
ASSISTS	59	60				
Assists per game	14.8	15.0				
TURNOVERS	55	58				
Turnovers per game	13.8	14.5				
Turnover margin	+0.8	-				
Assist/turnover ratio	1.1	1.0				
STEALS	33	31				
Steals per game	8.3	7.8				
BLOCKS	6	11				
Blocks per game	1.5	2.8				
ATTENDANCE	13000	38169				
Home games-Avg/Game	2-6500	2-19084				
Neutral site-Avg/Game	-	0-0				

Score by Periods	1st	2nd	Totals
Villanova	151	192	343
Opponents	120	184	304

**The Automated ScoreBook**  
**Villanova Combined Team Statistics (as of Jan 12, 2010)**  
**All games**

RECORD:	OVERALL	HOME	AWAY	NEUTRAL
ALL GAMES	15-1	7-0	4-1	4-0
CONFERENCE	4-0	2-0	2-0	0-0
NON-CONFERENCE	11-1	5-0	2-1	4-0

##	Player	gp-gs	min	avg	Total		3-Point		F-Throw		Rebounds				pf	dq	a	to	blk	stl	pts	avg
					fg-fga	fg%	3fg-fga	3fg%	ft-fta	ft%	off	def	tot	avg								
01	REYNOLDS, Scottie	16-16	473	29.6	93-185	.503	36-83	.434	79-100	.790	10	36	46	2.9	35	0	57	47	2	25	301	18.8
10	FISHER, Corey	16-16	426	26.6	59-144	.410	19-55	.345	68-88	.773	10	38	48	3.0	41	1	70	31	3	25	205	12.8
00	PENA, Antonio	16-15	428	26.8	63-111	.568	0-1	.000	58-82	.707	42	84	126	7.9	44	2	21	31	10	14	184	11.5
31	KING, Taylor	16-3	362	22.6	61-120	.508	28-60	.467	22-26	.846	33	72	105	6.6	41	3	12	15	2	16	172	10.8
15	REDDING, Reggie	6-6	186	31.0	23-49	.469	5-13	.385	13-18	.722	9	27	36	6.0	17	0	19	11	2	11	64	10.7
24	STOKES, Corey	15-14	405	27.0	43-120	.358	25-71	.352	25-27	.926	20	47	67	4.5	40	2	16	18	6	12	136	9.1
05	WAYNS, Maalik	16-0	271	16.9	44-94	.468	13-34	.382	28-35	.800	7	19	26	1.6	30	0	22	22	0	12	129	8.1
23	CHEEK, Dominic	16-0	249	15.6	28-68	.412	5-23	.217	18-28	.643	20	27	47	2.9	14	0	11	13	5	8	79	4.9
13	YAROU, Mouphtaou	5-2	70	14.0	6-13	.462	0-0	.000	6-10	.600	7	7	14	2.8	15	1	2	3	4	0	18	3.6
25	SUTTON, Maurice	14-7	190	13.6	14-30	.467	0-0	.000	9-16	.563	23	24	47	3.4	36	2	3	16	17	1	37	2.6
34	ARMWOOD, Isaiah	15-1	128	8.5	11-24	.458	1-1	1.000	5-6	.833	8	14	22	1.5	25	0	2	5	5	8	28	1.9
12	WOOTEN, Russell	6-0	9	1.5	2-2	1.000	0-0	.000	0-0	.000	2	1	3	0.5	1	0	0	1	0	0	4	0.7
04	x-COLENDA, Jason	1-0	3	3.0	0-0	.000	0-0	.000	0-1	.000	0	0	0	0.0	1	0	0	2	0	1	0	0.0
Team											28	29	57		1		3					
Total.....		16	3200		447-960	.466	132-341	.387	331-437	.757	219	425	644	40.2	341	11	235	218	56	133	1357	84.8
Opponents.....		16	3200		350-889	.394	122-363	.336	300-426	.704	182	353	535	33.4	338	-	199	261	50	104	1122	70.1

x-Inactive player

TEAM STATISTICS	VU	OPP	Date	Opponent	Score	Att.
SCORING	1357	1122	11/13/09	FAIRLEIGH DICKINSON	w 84-61	6500
Points per game	84.8	70.1	11/16/09	PENN	w 103-65	6500
Scoring margin	+14.7	-	11/19/09	vs George Mason	w 69-68	5073
FIELD GOALS-ATT	447-960	350-889	11/20/09	vs #18 Dayton	w 71-65	5762
Field goal pct	.466	.394	11/22/09	vs Ole Miss	w 79-67	8357
3 POINT FG-ATT	132-341	122-363	11/28/09	LA SALLE	w 81-63	6500
3-point FG pct	.387	.336	12/02/09	DREXEL	w 77-58	6500
3-pt FG made per game	8.3	7.6	12/06/09	vs Maryland	w 95-86	16389
FREE THROWS-ATT	331-437	300-426	12/09/09	at Saint Joseph's	w 97-89	8722
Free throw pct	.757	.704	12/13/09	at Temple	L 65-75	8449
F-Throws made per game	20.7	18.8	12/19/09	at Fordham	w 96-58	5137
REBOUNDS	644	535	12/23/09	DELAWARE	w 97-63	6500
Rebounds per game	40.2	33.4	* 1/2/10	at Marquette	w 74-72	18093
Rebounding margin	+6.8	-	* 01/06/10	DEPAUL	w 99-72	6500
ASSISTS	235	199	* 01/09/10	MARQUETTE	w 78-76	6500
Assists per game	14.7	12.4	* 1/11/10	at Louisville	w 92-84	20076
TURNOVERS	218	261				
Turnovers per game	13.6	16.3				
Turnover margin	+2.7	-				
Assist/turnover ratio	1.1	0.8				
STEALS	133	104				
Steals per game	8.3	6.5				
BLOCKS	56	50				
Blocks per game	3.5	3.1				
ATTENDANCE	45500	96058				
Home games-Avg/Game	7-6500	5-12095				
Neutral site-Avg/Game	-	4-8895				

\* - Conference game

Score by Periods	1st	2nd	Totals
Villanova	626	731	1357
Opponents	492	630	1122