


VILLANOVA

R e c o r d s



2003-04

& H o n o r s



GAMES PLAYED

Season: 37 in 1987-88 (24-13)
37 in 1985-86 (23-14)

MOST WON

Season: 26-7 (.788), 1995-96

MOST LOST

Season: 19 in 1973-74 (7-19)
19 in 1992-93 (8-19)

LONGEST WIN STREAK

Season: 13 games, 1937-38
13 games, 1963-64
More Than One Season: 15, 1949-50 to 1950-51
In Big East Conference: 10, Jan. 18, 1995 - Feb. 18, 1995
10, Feb. 10, 1982 - Jan. 19, 1983

LONGEST HOME COURT WIN STREAK

Season: 12 games, 1938-39
Consecutive At Home: 72 games, Dec. 6, 1947-Mar. 4, 1958

LONGEST LOSS STREAK

Season: 10 games, 1927-28

MOST POINTS SCORED

Game: 126, vs. Seton Hall, Mar. 2, 1970
Jake Nevin Field House: 126, vs. Seton Hall, Mar. 2, 1970
Palastra: 118, vs. St. Peter's, Jan. 9, 1971
The Pavilion: 104, vs. VMI, Dec. 22, 2001
Wachovia Spectrum: 90, vs. Georgetown, Feb. 15, 1986
Wachovia Center: 93, vs. Georgetown, Jan. 30, 1999
Away Court: 110, vs. Rutgers, Jan. 18, 2003
Half: 69, vs. Seton Hall, Mar. 2, 1970
Season: 2,942 in 34 games, 1970-71

HIGHEST SCORING AVERAGE

Season: 86.5 in 34 games, 1970-71

MOST POINTS ALLOWED

Game: 127, vs. Canisius, Jan. 5, 1974
Half: 75, vs. Notre Dame, Jan. 11, 1975
Season: 2540 in 37 games, 1987-88

HIGHEST SCORING AVERAGE ALLOWED

Season: 86.0 in 27 games, 1974-75

LARGEST COMBINED SCORE

Game: 226 (99-127), vs. Canisius, Jan. 5, 1974

LARGEST WINNING MARGIN

Game: 92, vs. NAMC, Feb. 12, 1949

LARGEST LOSING MARGIN

Game: 47, vs. Army, Feb. 12, 1922

MOST FIELD GOALS MADE

Game: 52, vs. St. Peter's, Jan. 9, 1971
Season: 1187 in 34 games, 1970-71
Opp., Game: 52, Canisius, Jan. 11, 1974
52, Notre Dame, Jan. 5, 1975
Opp., Season: 1006 in 34 games, 1970-71

MOST FIELD GOALS ATTEMPTED

Game: 112, vs. Merrimack, Dec. 11, 1973
Season: 2901 in 29 games, 1949-50
Opp., Game: 95, Long Island, March 13, 1997
Opp., Season: 2447 in 34 games, 1970-71

HIGHEST FIELD GOAL PERCENTAGE

Game: .786% (22-28), vs. Georgetown, Apr. 1, 1985
Season: .536% (905-1688) in 32 games, 1981-82

LOWEST FIELD GOAL PERCENTAGE

Season: .378% (619-1637) in 23 games, 1957-58
Opp., Season: .381% (616-1614) in 24 games, 1960-61

MOST THREE-POINT FIELD GOALS MADE

Game: 16 twice, last vs. Notre Dame, Jan. 7, 1999
Season: 266 in 33 games, 1994-95
Opp., Game: 14, Long Island, March 13, 1997
Opp., Season: 228 in 31 games, 2002-03

MOST THREE-POINT FIELD GOALS ATTEMPTED

Game: 38, vs. Minnesota, Nov. 25, 1994
Season: 674 in 33 games, 1994-95
Opp., Game: 42, Long Island, March 13, 1997
Opp., Season: 652 in 31 games, 2000-01

HIGHEST THREE-POINT PERCENTAGE

Game: .750 (9-12) vs. American, Dec. 1, 1993
Season: .406 (162-399) in 1987-88
Opp., Game: .727 (8-11), Penn, Dec. 6, 1988
.706 (12-17), Providence, Jan. 10, 1987
Opp., Season: .377 twice, 1988-89 (165-438);
2002-03 (228-604)

FREE THROWS MADE

Game: 43, vs. Syracuse, Jan. 6, 1990
Season: 633 in 37 games, 1985-86
Opp., Game: 42, Rutgers, Jan. 9, 1999
Opp., Season: 609 in 34 games, 1988-89

FREE THROWS ATTEMPTED

Game: 53, vs. LSU, Dec. 29, 1952
Season: 960 in 31 games, 1953-54
Opp., Game: 50, vs. Rutgers, Jan. 9, 1999
Opp., Season: 840 in 34 games, 1988-89

HIGHEST FREE THROW PERCENTAGE

Game: 1.000% many times, Last Occurred:
17-17, vs. Kentucky, March 24, 1988
Season: .767% (394-514), in 28 games, 1978-79

MOST REBOUNDS

Game: 86 vs. Scranton, Jan. 31, 1952
Season: 1667 in 34 games, 1970-71
Opp., Game: 62, West Virginia, Feb. 2, 1974

HIGHEST REBOUND AVERAGE

Season: 52.2 tpg (1358 in 26 games), 1959-60
Opp., Season: 48.5 tpg., 1973-74, 1960-61

MOST ASSISTS

Game: 32 vs. Pace, Dec. 22, 1981
Season: 621 in 33 games, 1994-95

MOST STEALS

Game: 24 vs. Wagner, Jan. 27, 1977
Season: 293 in 37 games, 1985-86

MOST BLOCKED SHOTS

Game: 12 vs. Georgetown, Feb. 1, 1988
12 vs. Boston College, Feb. 5, 1994
12 vs. West Virginia, Feb. 4, 1997
12 vs. Delaware, March 15, 2000
Season: 185 in 33 games, 1995-96

MOST TURNOVERS

Game: 33, vs. Providence, Jan. 13, 1990
Season: 581 in 32 games, 2001-02



MOST GAMES PLAYED

Season: 37, 8 players
Career: 138, Gary Massey, 1985-89
 138, Doug West, 1985-89

MOST GAMES STARTED

Season: 37, 4 players
Career: 131, Jason Lawson, 1993-97

MOST CONSECUTIVE GAMES STARTED

106, Harold Pressley, 1983-86

MOST POINTS SCORED

Game: 85, Paul Arizin vs. NAMC, Feb. 12, 1949
Season: 836 in 31 games, Bob Schafer, 1953-54
Career: 2243 in 122 games, Kerry Kittles, 1992-96
Opp., Game: 49, Ron Shavlik, N.C. State, Jan. 29, 1955

HIGHEST SCORING AVERAGE

Season: 29.2 in 31 games, Larry Hennessy, 1952-53
Career: 23.2 in 75 games, Larry Hennessy, 1951-53

MOST FIELD GOALS MADE

Game: 35, Paul Arizin, NAMC, Feb. 12, 1949
Season: 336 in 34 games, Howard Porter 1970-71
Career: 918 in 117 games, Keith Herron, 1975-78
Opp., Game: 19, Jeff Mullins, Duke, March 13, 1964
 19, Aron Steward, Richmond, Jan. 10, 1973

MOST FIELD GOALS ATTEMPTED

Game: 63, Paul Arizin vs. NAMC, Feb. 12, 1949
Season: 780 in 32 games, Larry Hennessy, 1950-51
Career: 1911 in 117 games, Keith Herron, 1975-78
Opp., Game: 37, Charles Jones, Long Island, March 13, 1997

HIGHEST FIELD GOAL PERCENTAGE

Game: 1.000% (11-11), Ed Pinckney vs. Towson State, Dec. 14, 1981
Season: 69.2% (254-367), Michael Bradley 2000-01
Career: 60.4% (637-1054), Ed Pinckney, 1981-85

MOST THREE-POINT FIELD GOALS MADE

(Game, season and career statistics kept since 1986)
Game: 7, Eric Eberz vs. Connecticut, Feb. 18, 1995
 7, Doug West vs. Temple, Feb. 10, 1988
 7, Chris Walker vs. Virginia, March 18, 1992
Season: 94, Eric Eberz, 1994-95
Career: 337, Gary Buchanan, 1999-2003
Opp., Game: 8, Delray Brooks, Providence, Jan. 10, 1987
 8, Jason Maile, Pittsburgh, Feb. 12, 1997

MOST THREE-POINT FIELD GOALS ATTEMPTED

(Game, season and career statistics kept since 1986)
Game: 14, Kerry Kittles vs. LaSalle, Feb. 28, 1994
Season: 239, Gary Buchanan, 2001-02
Career: 856, Gary Buchanan, 1999-2003
Opp., Game: 15, Charles Jones, Long Island, March 13, 1997

HIGHEST THREE-POINT PERCENTAGE

Game (+5 att.): 1.000% (5-5), Doug West vs. Vermont, March 1, 1988
 1.000% (5-5), John Celestand vs. Notre Dame Jan. 7, 1999
Season: 46.6% (61-131), Mark Plansky, 1987-88
Career: 45.1% (65-144), Mark Plansky, 1986-88
Opp., Game (+5 att.): 88.8% (8-9), Delray Brooks, Providence Jan. 10, 1988

MOST FREE THROWS MADE

Game: 21, Tom Sienkiewicz vs Penn, Feb. 13, 1979
Season: 262, Bob Schafer, 1953-54
Career: 642, Bob Schafer, 1952-55
Opp., Game: 17, Ron Shavlik, N.C. State, Jan. 29, 1955

MOST FREE THROWS ATTEMPTED

Game: 23, Tom Sienkiewicz vs Penn, Feb. 13, 1979
Season: 377, Bob Schafer, 1953-54
Career: 948, Bob Schafer, 1952-55
Consecutive Made: 73, Gary Buchanan, Nov. 17-Feb. 12 (00-01)
Opp., Game: 26, Ron Shavlik, N.C. State, Jan. 29, 1955

HIGHEST FREE THROW PERCENTAGE

Game: 1.000% (13-13), Lance Miller vs. Seton Hall, Jan. 13, 1992
 1.000% (12-12), Alex Bradley vs. Penn State, Feb. 4, 1979
 1.000% (12-12), John Pinone vs. St. Joseph's, Feb. 28, 1981
 1.000% (12-12), Tim Thomas vs. St. John's, Dec. 7, 1996
Season: .942% (97-103), Gary Buchanan, 2000-01
Career: .913% (324-355), Gary Buchanan, 1999-2003

MOST REBOUNDS

Game: 30, Howard Porter vs. St. Peter's, Jan. 9, 1971
Season: 503, Howard Porter, 1970-71
Career: 1325 in 89 games, Howard Porter, 1968-71
Opp., Game: 35, Ron Shavlik, N.C. State, Jan. 29, 1955

HIGHEST REBOUND AVERAGE

Season: 15.8 in 28 games, Jim Washington, 1964-65
Career: 14.8 in 89 games, Howard Porter, 1968-71

MOST ASSISTS

(Season and career statistics kept since 1969)
Game: 16, Jim Huggard vs. Scranton, Dec. 4, 1959
 16, Fran O'Hanlon vs. Toledo, Feb. 24, 1970
Season: 238 in 34 games, Chris Ford, 1970-71
Career: 627 in 137 games, Kenny Wilson, 1985-89
Opponent, Game: 20, Howie Evans, Temple, Feb. 10, 1988

HIGHEST ASSIST AVERAGE

Season: 7.0 in 34 games, Chris Ford, 1970-71
Career: 5.2 in 91 games, Chris Ford, 1969-72

MOST BLOCKED SHOTS

(Game, season and career statistics kept since 1980)
Game: 10, Harold Pressley vs Providence, Jan. 11, 1986
Season: 105 in 34 games, Jason Lawson, 1996-97
Career: 375 in 131 games, Jason Lawson, 1993-97

MOST STEALS

(Game, season and career statistics kept since 1980)
Game: 9, Gary Massey vs. Providence, Feb. 20, 1988
Season: 87, Kerry Kittles in 32 games, 1993-94
Career: 277, Kerry Kittles, 1992-96

NAMC-Naval Air Material Center


MOST POINTS SCORED-GAME

Freshman 35, Alex Bradley vs. Pittsburgh, Feb. 20, 1978
Sophomore 40, Rich Moore vs. Seton Hall, Mar. 3, 1964
Junior 85, Paul Arizin vs. NAMC, Feb. 12, 1949
Senior 45, Larry Hennessy vs. Boston College, Feb. 14, 1953

MOST POINTS SCORED-SEASON

Freshman 542, Tim Thomas, 1996-97
Sophomore 703, Larry Hennessy, 1951-52
Junior 836, Bob Schafer, 1953-54
Senior 801, Bill Melchionni, 1965-66

HIGHEST SCORING AVERAGE-SEASON

Freshman 17.9 ppg., Keith Herron, 1974-75
Sophomore 22.4 ppg., Howard Porter, 1968-69
Junior 27.0 ppg., Bob Schafer, 1953-54
Senior 22.9 ppg., Larry Hennessy, 1952-53

MOST FIELD GOALS MADE-SEASON

Freshman 202, Keith Herron, 1974-75
Sophomore 181, Keith Herron, 1975-76
Junior 287, Bob Schafer, 1953-54
Senior 336, Howard Porter, 1970-71

MOST FIELD GOALS ATTEMPTED-SEASON

Freshman 459, Keith Herron, 1974-75
Sophomore 780, Larry Hennessy, 1950-51
Junior 754, Bob Schafer, 1953-54
Senior 634, Howard Porter, 1970-71

HIGHEST FIELD GOAL PERCENTAGE-SEASON

Freshman 640 (169-264), Ed Pinckney, 1981-82
Sophomore 568 (129-227), Ed Pinckney, 1982-83
Junior 692 (254-367), Michael Bradley, 2000-01
Senior 604 (139-230), Jason Lawson, 1996-97

MOST THREE-POINT FIELD GOALS MADE-SEASON

Freshman 76, Gary Buchanan, 1999-00
Sophomore 73, Kerry Kittles, 1993-94
Junior 101, Gary Buchanan, 2001-02
Senior 88, Gary Buchanan, 2002-03

MOST THREE-POINT FIELD GOALS ATTEMPTED-SEASON

Freshman 191, Gary Buchanan, 1999-00
Sophomore 209, Kerry Kittles, 1993-94
Junior 239, Gary Buchanan, 2001-02
Senior 215, Gary Buchanan, 2002-03

HIGHEST THREE-POINT FIELD GOAL PERCENTAGE

Freshman 432 (41-95), Kerry Kittles, 1992-93
Sophomore 405 (17-42), Kenny Wilson, 1986-87
Junior 439 (94-214), Eric Ebertz, 1994-95
Senior 466 (61-131), Mark Plansky, 1987-88

MOST FREE THROWS MADE-SEASON

Freshman 121, Tim Thomas, 1996-97
Sophomore 150, John Pinone, 1980-81
Junior 262, Bob Schafer, 1953-54
Senior 215, Paul Arizin, 1949-50

MOST FREE THROWS ATTEMPTED-SEASON

Freshman 161, Ed Pinckney, 1981-82
Sophomore 210, Bob Schafer, 1952-53
Junior 377, Bob Schafer, 1953-54
Senior 304, Bob Schafer, 1954-55

HIGHEST FREE THROW PERCENTAGE

Freshman 932 (69-74), Gary Buchanan, 1999-00
Sophomore 942 (97-103), Gary Buchanan, 2000-01
Junior 911 (112-123), Gary Buchanan, 2001-02
Senior 885% (54-61), Tom Sienkiewicz, 1981-82

MOST REBOUNDS-GAME

Freshman 17, Chubby Cox vs. West Virginia, Feb. 2, 1974
 17, Brooks Sales vs. Georgetown, Jan. 30, 1999
Sophomore 22, Ed Pinckney vs. Georgetown, Jan. 31, 1983
Junior 28, George Raveling vs. Wagner, Feb. 4, 1959
Senior 30, Howard Porter vs. St. Peter's, Jan. 9, 1971

MOST REBOUNDS-SEASON

Freshman 249, Ed Pinckney, 1981-82
Sophomore 455, James Mooney, 1950-51
Junior 446, Howard Porter, 1969-70
Senior 503, Howard Porter, 1970-71

HIGHEST REBOUNDING AVERAGE-SEASON

Freshman 7.8 rpg., Ed Pinckney, 1981-82
Sophomore 14.7 rpg., James Mooney, 1950-51
Junior 15.4 rpg., Howard Porter, 1969-70
Senior 14.9 rpg., Howard Porter, 1970-71

MOST ASSISTS-GAME

Freshman 13, Kenny Wilson vs. St. John's, Mar. 8, 1986
 13, Gary McLain vs. St. John's, Dec. 29, 1981
Sophomore 14, Chris Ford vs. St. Peter's, Feb. 20, 1970
 14, Chris Ford vs. St. John's, Feb. 2, 1970
Junior 16, Jim Huggard vs. Scranton, Dec. 4, 1959
Senior 16, Fran O'Hanlon vs. Toledo, Feb. 24, 1970

MOST ASSISTS-SEASON

Freshman 145, Kenny Wilson, 1985-86
Sophomore 165, Stewart Granger, 1980-81
Junior 238, Chris Ford, 1970-71
Senior 177, Stewart Granger, 1982-83

MOST BLOCKED SHOTS-GAME

Freshman 8, Jason Lawson vs. Georgetown, Feb. 22, 1994
Sophomore 9, Tom Greis vs. Georgetown, Feb. 1, 1988
Junior 8, Malik Allen vs. Notre Dame, Jan. 16, 1999
Senior 10, Harold Pressley vs. Providence, Jan. 11, 1986

MOST BLOCKED SHOTS-SEASON

Freshman 89, Jason Lawson, 1993-94
Sophomore 88, Tom Greis, 1987-88
Junior 95, Jason Lawson, 1995-96
Senior 105, Jason Lawson, 1996-97

MOST STEALS-GAME

Freshman 5, Kenny Wilson vs. Seton Hall, Jan. 2, 1986
Sophomore 7, Kerry Kittles vs. Providence, Dec. 7, 1993
Junior 9, Gary Massey vs. Providence, Feb. 20, 1988
Senior 6, Dwight Wilbur vs. Georgetown, Jan. 20, 1986
 6, Harold Pressley vs. Providence, Mar. 6, 1986
 6, Alvin Williams vs. Notre Dame, Feb. 16, 1997

MOST STEALS-SEASON

Freshman 56, Tim Thomas, 1996-97
Sophomore 87, Kerry Kittles, 1993-94
Junior 71, Kerry Kittles, 1994-95
Senior 83, Harold Pressley, 1985-86



CAREER SCORING LEADERS (Over 1,000 Points)


PLAYER	G	FG	FT	PTS	AVG
1. Kerry Kittles (1992-96)	122	821	323	2,243	18.4
2. Keith Herron (1974-78)	117	918	334	2,170	18.5
3. Bob Schafer (1951-55)	111	726	642	2,094	18.9
4. Doug West (1985-89)	138	779	336	2,037	14.8
5. Howard Porter (1968-71)	89	828	370	2,026	22.8
6. John Pinone (1979-83)	126	697	630	2,024	16.1
7. Ed Pinckney (1981-85)	129	637	591	1,865	14.4
8. Gary Buchanan (1999-2003)	122	569	324	1,799	14.8
9. Larry Hennessy (1950-53)	75	720	297	1,737	23.2
10. Paul Arizin (1947-50)	82	589	470	1,648	20.1
11. Alex Bradley (1977-81)	111	617	400	1,634	14.7
12. Tom Ingelsby (1970-73)	87	632	352	1,616	18.6
13. Bill Melchionni (1963-66)	84	646	320	1,612	19.2
14. Hubie White (1959-62)	78	624	360	1,608	20.6
15. Harold Pressley (1982-86)	135	612	348	1,572	11.6
16. Johnny Jones (1966-69)	80	618	332	1,568	19.6
17. Jason Lawson (1993-97)	131	534	497	1,565	12.1
18. Larry Herron (1973-77)	104	692	169	1,553	14.9
19. Dwayne McClain (1981-85)	125	643	248	1,544	12.4
20. Tom Greis (1986-90)	134	603	298	1,504	11.2
21. Lance Miller (1989-93)	121	527	414	1,468	12.1
22. Chris Ford (1969-72)	91	74	285	1,433	15.7
23. Wali Jones (1961-64)	85	581	266	1,428	16.8
24. Alvin Williams (1993-97)	131	485	320	1,423	11.0
25. Eric Eberz (1992-96)	120	495	182	1,397	11.6
26. Kenny Wilson (1985-89)	137	452	410	1,390	10.1
27. Greg Woodard (1988-92)	128	378	369	1,312	10.2
28. Reggie Robinson (1974-78)	119	537	235	1,309	11.0
29. Stewart Granger (1979-83)	125	498	311	1,307	10.5
30. Tom Sienkiewicz (1977-81)	115	525	221	1,271	11.1
31. Jack Devine (1951-55)	113	485	293	1,263	11.2
32. John Celestand (1995-1999)	124	420	242	1,227	9.9
33. Hank Siemiontkowski (1969-72)	90	474	276	1,224	13.6
34. Ricky Wright (1999-2003)	124	437	355	1,221	9.8
35. Mark Plansky (1984-88)	134	456	240	1,217	9.1
36. Rory Sparrow (1976-80)	124	489	205	1,183	9.5
37. Jim Huggard (1958-61)	75	471	242	1,184	15.8
38. Harold Jensen (1983-87)	130	450	203	1,155	8.9
39. Jim Washington (1962-65)	85	469	208	1,146	13.5
40. Malik Allen (1996-00)	125	435	261	1,131	9.0
41. Joe Lord (1941-43, 1945-47)	71	462	201	1,125	15.8
42. Howard Brown (1995-1999)	127	407	169	1,122	8.8
43. John Olive (1973-77)	113	390	342	1,122	9.9
44. Brooks Sales (1998-2002)	123	359	295	1,015	8.3

SINGLE SEASON SCORING LEADERS (500 Or More Points)


PLAYER	YR	PTS
1. Bob Schafer	1954	836
2. Bill Melchionni	1966	801
3. Howard Porter	1971	799
4. Paul Arizin	1950	735
5. Kerry Kittles	1995	706
6. Larry Hennessy	1951	703
7. Keith Herron	1977	652
8. Howard Porter	1970	645
8. Michael Bradley	2001	645
10. Tom Ingelsby	1973	638
11. Kerry Kittles	1994	630
12. Harold Pressley	1986	620
13. Keith Herron	1978	618
14. Kerry Kittles	1996	613
15. Doug West	1989	608
16. Hubie White	1962	604
17. Paul Arizin	1949	594
18. Bob Schafer	1955	592
19. Doug West	1988	583
20. Howard Porter	1969	582
21. Alvin Williams	1997	580
22. Gary Buchanan	2001	571
23. Larry Hennessy	1952	567
24. Johnny Jones	1968	565
25. John Pinone	1982	550
26. Ed Pinckney	1985	546
27. Bill Melchionni	1965	542
Tim Thomas	1997	542
29. Bob Schafer	1953	537
Hank Siemiontkowski	1971	537
31. John Pinone	1983	534
Hank Siemiontkowski	1972	534
33. Tom Ingelsby	1972	526
34. Eric Eberz	1995	519
35. Dwayne McClain	1985	518
36. Johnny Jones	1969	511
37. Hubie White	1961	509

SINGLE GAME SCORING LEADERS (40 Or More Points)

PLAYER	PTS	OPP	DATE
1. Paul Arizin	85	NAMC	Feb. 12, 1949
2. Bob Schafer	46	Baldwin-Wallace	Jan. 8, 1954
3. Joe Lord	45	Kings Point	Feb. 5, 1947
Larry Hennessy	45	Boston College	Feb. 14, 1953
5. Kerry Kittles	44	Boston College	Feb. 28, 1995
Larry Hennessy	44	Canisius	Feb. 4, 1953
Bill Melchionni	44	St. Bonaventure	Feb. 16, 1966
7. Bob Schafer	43	N.C. State	Jan. 2, 1954
8. Paul Arizin	41	Seton Hall	Feb. 8, 1950
9. Rich Moore	40	Seton Hall	Mar. 3, 1964
Bill Melchionni	40	Oregon State	Dec. 11, 1965
Larry Hennessy	40	Rider	Mar. 4, 1953



Johnny Jones ranks 16th on the Villanova career scoring list with 1,568 points.



Howard Porter is the Wildcats' all-time leader in rebounds with 1,317.

CAREER REBOUNTING LEADERS (Over 500 Rebounds)

<u>PLAYER</u>	<u>FR</u>	<u>SO</u>	<u>JR</u>	<u>SR</u>	<u>TOT</u>
1. Howard Porter (1968-71)	-	376	438	503	1,317
2. Jim Washington (1962-65)	-	354	398	442	1,194
3. Jack Devine (1951-55)	166	293	387	335	1,181
4. Ed Pinckney (1981-85)	249	301	246	311	1,107
5. Harold Pressley (1982-86)	143	221	278	374	1,016
6. Jim Mooney (1950-53)	-	455	322	223	1,010
7. Jason Lawson (1993-97)	212	222	218	258	908
8. Brooks Sales (1998-2002)	163	242	161	292	858
9. John Pinone (1979-83)	221	229	211	176	837
10. George Raveling (1957-60)	-	89	405	341	835
11. Alex Bradley (1977-81)	231	209	219	138	797
12. Hubie White (1959-62)	-	237	233	285	755
13. Hank Siemiontkowski (1969-72)	-	130	318	291	739
14. Ricky Wright (1999-2003)	126	131	256	218	731
15. Tom Greis (1986-90)	76	224	213	215	728
16. Kerry Kittles (1992-96)	94	207	201	213	715
17. Malik Allen (1996-00)	96	168	201	243	708
18. John Olive (1973-77)	169	181	167	183	700
19. Johnny Jones (1966-69)	-	234	244	216	694
20. Lance Miller (1989-93)	182	219	164	116	674
21. Bob Schaffer (1951-55)	-	187	217	234	638
22. Mark Plansky (1984-88)	59	184	184	209	636
23. Doug West (1985-89)	136	151	181	162	630
24. Marc Dowdell (1988-92)	170	134	165	150	619
25. Rodney Taylor (1986-90)	38	214	214	148	614
26. Larry Herron (1973-77)	146	169	119	175	609
27. Thomas J. Brennan (1955-58)	-	94	209	263	566
28. Aaron Howard (1978-82)	164	131	162	105	562
29. Reggie Robinson (1974-78)	109	148	127	175	559
30. Keith Herron (1974-78)	132	114	174	136	556
31. Chris Ford (1969-72)	-	168	200	180	548
32. Joe Crews (1965-68)	-	168	156	220	544
33. John Driscoll (1958-60)	-	305	221	-	526
34. Jim O'Brien (1960-63)	-	20	261	242	523
35. Larry Moody (1971-74)	-	226	154	138	518

SINGLE SEASON REBOUNTING LEADERS (250 Or More Rebounds)

<u>PLAYER</u>	<u>YR</u>	<u>Rebs</u>
1. Howard Porter	1971	503
2. Jim Mooney	1951	455
3. Jim Washington	1965	442
4. Howard Porter	1970	438
5. George Raveling	1959	405
6. Jim Washington	1964	398
7. Jack Devine	1954	387
8. Thomas J. Brennan	1952	383
9. Howard Porter	1969	376
10. Harold Pressley	1986	374
11. Jim Washington	1963	354
12. George Raveling	1960	341
13. Jack Devine	1955	335
14. Jim Mooney	1952	332
15. Hank Siemiontkowski	1971	318
16. Ed Pinckney	1985	311
17. John Cirino	1954	305
18. John Driscoll	1959	305
19. Michael Bradley	2001	303
20. Ed Pinckney	1983	301
21. Jack Devine	1953	293
22. Brooks Sales	2002	292
23. Hank Siemiontkowski	1972	291
24. Hubie White	1972	285
25. Harold Pressley	1985	278
26. Thomas J. Brennan	1958	263
27. Jim O'Brien	1961	261
28. Jason Lawson	1997	258
29. Ricky Wright	2003	256

SINGLE GAME REBOUNTING LEADERS (20 Or More Rebounds)

<u>PLAYER</u>	<u>Rebs</u>	<u>OPP</u>	<u>DATE</u>
1. Howard Porter	30	St. Peter's	Jan. 9, 1971
2. George Raveling	29	Seton Hall	Jan. 10, 1960
3. Howard Porter	27	Providence	Feb. 18, 1969
Howard Porter	27	North Dakota	Dec. 10, 1969
5. Howard Porter	26	St. Joseph's	Jan. 11, 1969
6. Frank Gaidjunas	24	LaSalle	Feb. 12, 1966
Howard Porter	24	Xavier	Feb. 24, 1969
8. Howard Porter	23	Toledo	Dec. 24, 1969
9. Ed Pinckney	22	Georgetown	Jan. 31, 1983
Howard Porter	22	Canisius	Feb. 12, 1969
Jim Washington	22	LaSalle	March 2, 1963
12. Johnny Jones	21	Detroit	Feb. 1, 1967
Howard Porter	21	LaSalle	Feb. 8, 1969
Jim Washington	21	Minnesota	Dec. 30, 1963
15. Thomas J. Brennan	20	Scranton	Feb. 10, 1958
Thomas J. Brennan	20	St. Joseph's	Feb. 12, 1958
Thomas Hoover	20	Marquette	Dec. 31, 1960
Howard Porter	20	Illinois	Dec. 26, 1970
Harold Pressley	20	St. John's	Feb. 18, 1986
Jim Washington	20	Toledo	Dec. 18, 1963
Jim Washington	20	Niagara	Dec. 19, 1963



CAREER ASSIST LEADERS (Over 200 Assists)

PLAYER	FR	SO	JR	SR	TOT
1. Kenny Wilson (1985-89)	145	159	170	153	627
2. Stewart Granger (1979-83)	70	165	183	177	595
3. Alvin Williams (1993-97)	88	159	177	129	553
4. Chris Ford (1969-72)	-	117	238	145	*500
5. Rory Sparrow (1976-80)	112	153	103	127	495
6. Joe Rogers (1973-77)	67	136	118	153	474
7. Gary McLain (1981-85)	58	88	160	150	456
8. John Celestand (1995-1999)	44	121	148	137	450
9. Jonathan Haynes (1992-95)	-	137	177	132	446
10. Kerry Kittles (1992-1996)	79	109	115	105	408
11. Chris Walker (1988-92)	41	128	139	96	404
12. Whitey Rigsby (1974-78)	51	90	116	136	393
13. Lance Miller (1989-93)	79	87	91	80	340
14. Jermaine Madley (1997-01)	71	42	107	110	330
15. Gary Buchanan (1999-2003)	87	103	78	44	312
16. Harold Pressley (1982-86)	52	74	87	87	300
17. Derrick Snowden (2000-present)	62	108	295	62	125
18. Mark Plansky (1984-88)	34	63	58	136	291
19. Dwayne McClain (1981-85)	75	54	81	77	287
20. Tom Ingelsby (1970-73)	-	136	72	71	279
21. Doug West (1985-88)	32	51	82	92	257
22. Brian Lynch (1996-00)	28	31	78	114	251
23. Tom Sienkiewicz (1977-81)	28	71	83	69	251
24. Howard Brown (1995-99)	33	43	92	80	248
25. John Pinone (1979-83)	44	61	67	61	233
Wali Jones (1961-64)	-	-	-	-	*233
27. Harold Jensen (1983-87)	27	38	85	81	231
28. Ed Pinckney (1981-85)	45	57	53	71	226
29. Ed Hastings (1970-73)	-	22	109	88	219
30. Marc Dowdell (1988-92)	24	39	71	73	207
31. Steve Lincoln (1976-80)	12	76	79	33	200

*Career totals incomplete for the noted players. Assists were an officially kept statistic by the NCAA beginning with the 1970-71 season.

SINGLE SEASON ASSIST LEADERS (100 Or More Assists)

PLAYER	YEAR	ASSISTS
1. Chris Ford	1971	238
2. Stewart Granger	1982	183
3. Stewart Granger	1983	177
Jonathan Haynes	1994	177
Alvin Williams	1996	177
4. Kenny Wilson	1988	170
7. Stewart Granger	1981	165
8. Gary McLain	1984	160
9. Alvin Williams	1995	159
Kenny Wilson	1987	159
11. Joe Rogers	1977	153
Rory Sparrow	1977	153
Kenny Wilson	1989	153
14. Gary McLain	1985	150
15. John Celestand	1998	148
16. Chris Ford	1972	145
Kenny Wilson	1986	145
18. Chris Walker	1991	139
19. Jonathan Haynes	1993	137
20. John Celestand	1999	137
21. Tom Ingelsby	1971	136
Joe Rogers	1974	136
Whitey Rigsby	1978	136
Mark Plansky	1988	136
25. Jonathan Haynes	1995	132

PLAYER	YEAR	ASSISTS
26. Alvin Williams	1997	129
27. Chris Walker	1990	128
28. Rory Sparrow	1980	127
29. Derrick Snowden	2002	125
30. John Celestand	1997	121
31. Joe Rogers	1976	118
32. Chris Ford	1970	117
33. Whitey Rigsby	1977	116
34. Kerry Kittles	1995	115
35. Brian Lynch	2000	114
36. Rory Sparrow	1976	112
37. Jermaine Madley	2001	110
38. Ed Hastings	1972	109
Kerry Kittles	1994	109
40. Derrick Snowden	2003	108

SINGLE GAME ASSIST LEADERS (10 Or More Assists)

PLAYER	A	OPP	DATE
1. Jim Huggard	16	Scranton	Dec. 4, 1959
Fran O'Hanlon	16	Toledo	Feb. 24, 1970
3. Joe Rogers	15	Rutgers	Feb. 24, 1977
4. Jim Huggard	14	Pennsylvania	March 11, 1961
Fran O'Hanlon	14	North Dakota	Dec. 10, 1969
Chris Ford	14	St. John's	Feb. 2, 1970
Chris Ford	14	St. Peter's	Feb. 12, 1970
Stewart Granger	14	Boston College	Dec. 4, 1981
9. Joe Rogers	13	LaSalle	Feb. 14, 1976
Gary McLain	13	St. John's	Dec. 29, 1981
Kenny Wilson	13	St. John's	Mar. 8, 1986
Kenny Wilson	13	Syracuse	Feb. 16, 1987
John Celestand	13	West Virginia	Jan. 18, 1998
14. Fran O'Hanlon	12	Nagara	Jan. 14, 1970
Stewart Granger	12	St. Francis (NY)	Dec. 2, 1980
Stewart Granger	12	Pennsylvania	Dec. 11, 1982
Jonathan Haynes	12	Marist	Nov. 30, 1994
Alvin Williams	12	Delaware	Dec. 30, 1994
19. Fran O'Hanlon	11	Duquesne	Feb. 18, 1970
Chris Ford	11	Notre Dame	Feb. 11, 1971
Chris Ford	11	Temple	Feb. 26, 1971
Stewart Granger	11	Connecticut	Feb. 23, 1981
Pat Enright	11	Drexel	Feb. 22, 1988
Jonathan Haynes	11	Columbia	Dec. 30, 1992
John Celestand	11	Syracuse	Feb. 6, 1999
26. Wali Jones	10	St. Joseph's	Jan. 12, 1963
Bill Melchionni	10	Nagara	Dec. 19, 1964
Frank Gillen	10	Duquesne	Feb. 21, 1968
Chris Ford	10	St. Peter's	Jan. 9, 1971
Chris Ford	10	Canisius	Feb. 14, 1971
Chris Ford	10	St. Joseph's	Mar. 13, 1971
Chris Ford	10	UCLA	Mar. 27, 1971
Jim Huggard	10	Canisius	Feb. 8, 1972
Ed Hastings	10	Merrimack	Dec. 12, 1972
Whitey Rigsby	10	Temple	Dec. 29, 1975
Stewart Granger	10	Connecticut	Jan. 21, 1981
Stewart Granger	10	Connecticut	Mar. 5, 1981
Stewart Granger	10	St. Francis (NY)	Dec. 1, 1981
Gary McLain	10	St. Joseph's	Nov. 30, 1983
Gary McLain	10	LaSalle	Dec. 17, 1983
Gary McLain	10	Connecticut	Jan. 27, 1984
Gary McLain	10	Syracuse	Feb. 5, 1984
Gary McLain	10	Pittsburgh	Mar. 8, 1984
Kenny Wilson	10	Pittsburgh	Feb. 20, 1989
Jonathan Haynes	10	Canisius	Mar. 17, 1994
Alvin Williams	10	North Carolina	Jan. 20, 1996
Alvin Williams	10	LaSalle	Feb. 12, 1996



***CAREER STEALS LEADERS (Over 70 Steals)**

<u>PLAYER</u>	<u>FR</u>	<u>SO</u>	<u>JR</u>	<u>SR</u>	<u>TOT</u>
1. Kerry Kittles (1992-96)	47	87	71	72	277
2. Harold Pressley (1982-86)	22	58	53	83	213
3. Gary Massey (1985-89)	18	57	67	62	204
4. Alvin Williams (1993-97)	41	53	46	60	200
5. Ed Pinckney (1981-85)	50	46	46	54	196
6. Lance Miller (1989-93)	41	61	41	47	190
7. Chris Walker (1988-92)	18	52	56	59	185
8. Jonathan Haynes (1992-95)		72	63	42	177
9. Stewart Granger (1979-83)	14	56	58	53	*171
10. John Celestand (1995-1999)	14	52	48	41	155
11. Gary Buchanan (1999-2003)	29	46	46	33	154
12. Kenny Wilson (1985-89)	50	34	37	25	146
13. Dwayne McClain (1981-85)	33	31	34	35	133
14. Derrick Snowden (2000-present)	25	50	50	50	50
53 -	1	2	8		
15. Doug West (1985-89)	25	19	36	47	127
16. Howard Brown (1995-1999)	15	30	32	49	126
17. Brian Lynch (1996-2000)	18	29	32	39	118
18. John Pinone (1979-83)	6	38	41	32	*117
Brooks Sales (1998-02)	20	40	21	36	117
20. Mark Plansky (1984-88)	7	33	34	38	112
21. Gary McLain (1981-85)	12	22	27	41	106
22. Whitey Rigsby (1974-78)		26	46	29	*101
23. Harold Jensen (1983-87)	7	19	34	35	95
24. Dwight Wilbur (1982-86)	6	18	32	35	91
25. Rory Sparrow (1976-80)	25	24	23	17	*86
Aaron Howard (1978-82)	19	7	27	33	*86
27. Tom Sienkiewicz (1977-81)	4	18	9	43	*74

Sparrow missing 57 games; Howard missing 44 games; Sienkiewicz missing 42 games).


SINGLE SEASON STEAL LEADERS (50 Or More Steals)

<u>PLAYER</u>	<u>YR</u>	<u>ST</u>
1. Kerry Kittles	1994	87
2. Harold Pressley	1986	83
3. Jonathan Haynes	1993	72
Kerry Kittles	1996	72
5. Kerry Kittles	1995	71
6. Gary Massey	1988	67
7. Jonathan Haynes	1994	63
8. Gary Massey	1989	62
9. Lance Miller	1991	61
10. Alvin Williams	1997	60
11. Chris Walker	1992	59
12. Stewart Granger	1982	58
Harold Pressley	1984	58
14. Gary Massey	1987	57
15. Stewart Granger	1981	56
Tim Thomas	1997	56
17. Ed Pinckney	1985	54
18. Stewart Granger	1983	53
Harold Pressley	1985	53
Alvin Williams	1995	53
Derrick Snowden	2003	53
22. Chris Walker	1990	52
John Celestand	1997	52
24. Ed Pinckney	1982	50

**Career totals incomplete for the noted players. Steals were an officially kept statistic beginning with the 1980-81 season (Rigsby missing 46 games).*



Gary Buchanan ranks 11th on the Wildcats' all-time steals list.



Gary Massey holds the Villanova record for steals in a game with nine.

SINGLE GAME STEAL LEADERS (6 OR MORE STEALS)

<u>PLAYER</u>	<u>S</u>	<u>OPP</u>	<u>DATE</u>
1. Gary Massey	9	Providence	Feb. 20, 1988
2. Dwayne McClain	7	Pittsburgh	Mar. 8, 1984
Kerry Kittles	7	Providence	Dec. 7, 1993
4. Stewart Granger	6	Pennsylvania	Jan. 17, 1981
Stewart Granger	6	St. Francis	Dec. 1, 1981
Dwayne McClain	6	St. John's	Mar. 3, 1984
Dwight Wilbur	6	Georgetown	Jan. 20, 1986
Harold Pressley	6	Providence	Mar. 6, 1986
Alvin Williams	6	Notre Dame	Feb. 16, 1997




***CAREER BLOCKED SHOTS LEADERS
(50 Or More Blocks)**

<u>PLAYER</u>	<u>FR</u>	<u>SO</u>	<u>JR</u>	<u>SR</u>	<u>TOT</u>
1. Jason Lawson (1993-97)	89	86	95	105	375
2. Tom Greis (1986-90)	26	88	58	65	273
3. Ed Pinckney (1981-85)	64	65	60	64	253
4. Malik Allen (1996-00)	18	40	71	62	191
5. Harold Pressley (1982-86)	8	38	23	83	152
6. Brooks Sales (1998-02)	2	37	27	45	111
7. Anthony Pelle (1990-93)	29	26	39	—	94
8. Rafal Bigus (1995-1999)	14	11	35	22	82
9. Ricky Wright (1999-2003)	16	20	28	15	79
10. Ron Wilson (1991-1995)	7	6	53	—	66
11. James Bryson (1989-93)	11	11	19	18	59
12. Andrew Sullivan (1999-2003)	12	4	14	25	55
13. Aaron Howard (1978-82)	6	10	23	12	*51
Doug West (1985-89)	16	9	10	16	51
15. Dwayne McClain (1981-85)	8	13	16	13	50

*Career totals incomplete for the noted players.

**SINGLE GAME BLOCKED SHOT LEADERS
(Five Or More Blocked Shots)**

<u>PLAYER</u>	<u>B</u>	<u>OPP</u>	<u>DATE</u>
1. Harold Pressley	10	Providence	Jan. 10, 1986
2. Tom Greis	9	Georgetown	Feb. 1, 1988
3. Harold Pressley	8	Georgetown	Feb. 15, 1986
Jason Lawson	8	Georgetown	Feb. 22, 1994
Jason Lawson	8	West Virginia	Feb. 4, 1997
Jason Lawson	8	Rutgers	March 1, 1997
Malik Allen	8	Notre Dame	Jan. 16, 1999
7. Tom Greis	7	Vermont	Mar. 1, 1988
Bary Bekkedam	7	St. Joseph's	Dec. 12, 1987
Jason Lawson	7	Boston College	Feb. 5, 1994
Jason Lawson	7	Delaware	Jan. 30, 1996
Jason Lawson	7	Seton Hall	Feb. 14, 1996
Ron Wilson	7	St. John's	Jan. 8, 1994
Jason Lawson	7	Long Island	March 13, 1997
Malik Allen	7	Pennsylvania	Feb. 23, 1999
15. Ed Pinckney	6	Connecticut	Jan. 5, 1985
Harold Pressley	6	Connecticut	Feb. 6, 1986
Tom Greis	6	Providence	Jan. 30, 1988
Tom Greis	6	Drexel	Dec. 16, 1989
Tom Greis	6	Boston College	Feb. 27, 1990
Jason Lawson	6	Xavier	Mar. 23, 1994
Ron Wilson	6	Canisius	Mar. 17, 1994
Jason Lawson	6	Richmond	Dec. 22, 1995
Jason Lawson	6	Providence	Jan. 28, 1995
Jason Lawson	6	Boston College	Feb. 28, 1995
Jason Lawson	6	Old Dominion	March 17, 1995
Jason Lawson	6	Seton Hall	Jan. 17, 1996
Jason Lawson	6	Boston College	Jan. 25, 1997
Rafal Bigus	6	West Virginia	Jan. 18, 1998
Malik Allen	6	Boston College	Jan. 13, 1999
Jason Fraser	6	UMBC	Dec. 13, 2002
28. Ed Pinckney	5	Seton Hall	Jan. 19, 1983
Ed Pinckney	5	St. John's	Feb. 26, 1983
Ed Pinckney	5	Jacksonville	Dec. 27, 1983
Tom Greis	5	Seton Hall	Feb. 21, 1987
Tom Greis	5	Pennsylvania	Dec. 6, 1988
Tom Greis	5	St. John's	Jan. 7, 1989
Jason Lawson	5	Pittsburgh	Jan. 18, 1995
Jason Lawson	5	St. John's	Feb. 28, 1995
Jason Lawson	5	North Carolina	Nov. 22, 1995
Jason Lawson	5	West Virginia	Jan. 13, 1996
Jason Lawson	5	Georgetown	Feb. 5, 1996
Jason Lawson	5	Providence	Dec. 4, 1996



Jason Lawson holds the school record for most blocked shots in a career with 375.

<u>PLAYER</u>	<u>B</u>	<u>OPP</u>	<u>DATE</u>
Jason Lawson	5	Syracuse	Jan. 20, 1997
Jason Lawson	5	Syracuse	March 6, 1997
Malik Allen	5	Boston College	Dec. 30, 1997
Malik Allen	5	Providence	Feb. 20, 1999

**SINGLE SEASON BLOCKED SHOT LEADERS
(50 Or More Blocks)**

<u>PLAYER</u>	<u>YEAR</u>	<u>B</u>
1. Jason Lawson	1997	105
2. Jason Lawson	1996	95
3. Jason Lawson	1994	89
4. Tom Greis	1988	88
5. Jason Lawson	1995	86
6. Harold Pressley	1986	83
7. Malik Allen	1999	71
8. Tom Greis	1990	65
Ed Pinckney	1983	65
10. Ed Pinckney	1985	64
Ed Pinckney	1982	64
12. Malik Allen	2000	62
13. Ed Pinckney	1984	60
14. Tom Greis	1989	58
15. Ron Wilson	1994	53



SCORING

YR	PLAYER	PTS	AVG
2002-03	Gary Buchanan	400	15.4 ppg
2001-02	Gary Buchanan	571	17.8 ppg
2000-01	Michael Bradley	645	20.8 ppg
1999-00	Malik Allen	467	14.2 ppg
1998-99	John Celestand	462	14.9 ppg
1997-98	John Celestand	384	13.2 ppg
1996-97	Alvin Williams	580	17.1 ppg
1995-96	Kerry Kittles	613	20.4 ppg
1994-95	Kerry Kittles	706	21.4 ppg
1993-94	Kerry Kittles	630	19.7 ppg
1992-93	Lance Miller	371	13.7 ppg
1991-92	Lance Miller	431	14.9 ppg
1990-91	Lance Miller	481	15.0 ppg
1989-90	Tom Greis	442	13.4 ppg
1988-89	Doug West	608	18.4 ppg
1987-88	Doug West	583	15.8 ppg
1986-87	Harold Jensen	492	15.9 ppg
1985-86	Harold Pressley	620	16.8 ppg
1984-85	Ed Pinckney	546	15.6 ppg
1983-84	Ed Pinckney	478	15.4 ppg
1982-83	John Pinone	534	16.7 ppg
1981-82	John Pinone	550	17.2 ppg
1980-81	John Pinone	490	15.8 ppg
1979-80	John Pinone	540	14.5 ppg
1978-79	Alex Bradley	485	17.3 ppg
1977-78	Keith Herron	618	19.8 ppg
1976-77	Keith Herron	652	19.2 ppg
1975-75	Keith Herron	465	16.1 ppg
1974-75	Larry Herron	449	17.9 ppg
1973-74	Chubby Cox	306	11.8 ppg
1972-73	Tom Ingelsby	683	25.5 ppg
1971-72	Hank Siemiontkowski	534	19.1 ppg
1970-71	Howard Porter	799	23.5 ppg
1969-70	Howard Porter	645	22.2 ppg
1968-69	Howard Porter	582	22.4 ppg
1967-68	Johnny Jones	565	10.1 ppg
1966-67	Johnny Jones	492	18.9 ppg
1965-66	Bill Melchionni	801	27.6 ppg
1964-65	Bill Melchionni	542	19.4 ppg
1963-64	Wally Jones	461	16.4 ppg
1962-63	Wally Jones	487	16.7 ppg
1961-62	Hubie White	604	21.5 ppg
1960-61	Hubie White	509	21.2 ppg
1959-60	Hubie White	495	19.0 ppg
1958-59	Joe Ryan	384	15.4 ppg
1957-58	Jack Kelly	342	15.4 ppg
1956-57	Richard Griffith	330	13.2 ppg
1955-56	James Smith	357	13.7 ppg
1954-55	Bob Schafer	592	21.2 ppg
1953-54	Bob Schafer	836	27.0 ppg
1952-53	Bob Schafer	537	17.3 ppg
1951-52	Larry Hennessy	567	21.0 ppg
1950-51	Larry Hennessy	703	
1949-50	Paul Arizin	735	25.3 ppg
1948-49	Paul Arizin	594	22.0 ppg
1947-48	Paul Arizin	267	11.1 ppg
1946-47	Joseph Lord	438	
1945-46	Joseph Lord	303	
1944-45	Lee Carter	149	
1943-44	Fank Frascella	263	
1942-43	William Wood	221	
1941-42	William Wood	230	
1940-41	Paul Nugent	128	
1939-40	George Dusminski	213	
1938-39	James Montgomery	145	

YR	PLAYER	PTS
1937-38	George Dusminski	296
1936-37	James Montgomery	145
1935-36	Michael O'Meara	131
1934-35	Michael O'Meara	136
1933-34	Benjamin Geraghy	114
1932-33	Arthur Lynch	75
1931-32	Joseph Czescik	123
1930-31	Joseph Czescik	126
1929-30	John Birmingham	136

REBOUNDING

YR	PLAYER	REBS	AVG
2002-03	Ricky Wright	218	7.8 rpg
2001-02	Brooks Sales	292	9.1 rpg
2000-01	Michael Bradley	303	9.8 rpg
1999-00	Malik Allen	243	7.4 rpg
1998-99	Malik Allen	201	6.3 rpg
1997-98	Malik Allen	168	5.8 rpg
1996-97	Jason Lawson	258	7.6 rpg
1995-96	Kerry Kittles	213	7.1 rpg
1994-95	Jason Lawson	222	6.7 rpg
1993-94	Jason Lawson	212	6.6 rpg
1992-93	James Bryson	183	6.8 rpg
1991-92	James Bryson	172	5.9 rpg
1990-91	Lance Miller	219	6.8 rpg
1989-90	Tom Greis	215	6.5 rpg
1988-89	Rodney Taylor	214	6.3 rpg
1987-88	Tom Greis	224	6.1 rpg
1986-87	Mark Plansky	184	5.9 rpg
1985-86	Harold Pressley	374	10.1 rpg
1984-85	Ed Pinckney	311	8.9 rpg
1983-84	Ed Pinckney	246	7.9 rpg

1982-83	Ed Pinckney	301	9.7 rpg
1981-82	Ed Pinckney	249	7.8 rpg
1980-81	John Pinone	229	7.4 rpg
1979-80	John Pinone	221	7.1 rpg
1978-79	Alex Bradley	209	7.5 rpg
1977-78	Alex Bradley	231	7.2 rpg
1976-77	John Olive	183	5.5 rpg
1975-76	John Olive	169	6.8 rpg
1974-75	John Olive	169	6.5 rpg
1973-74	John Olive	169	6.5 rpg
1972-73	Tom Ingelsby	154	6.2 rpg
	Larry Moody	154	6.2 rpg
1971-72	Hank	291	10.4 rpg
	Siemiontkowski		
1970-71	Howard Porter	503	14.9 rpg
1969-70	Howard Porter	438	15.1 rpg
1968-69	Johnny Jones	244	8.7 rpg
1966-67	Johnny Jones	234	9.0 rpg
1965-66	Bernie Schaffer	238	8.2 rpg
1964-65	Jim Washington	442	15.8 rpg
1963-64	Jim Washington	398	14.2 rpg
1962-63	Jim Washington	354	12.2 rpg
1961-62	Hubie White	285	10.2 rpg
1960-61	Hubie White	233	9.7 rpg
1959-60	George Raveling	341	13.1 rpg
1958-59	George Raveling	405	16.5 rpg
1957-58	Tom Brennan	263	12.0 rpg
1954-55	Jack Devine	335	12.0 rpg
1953-54	Jack Devine	387	12.0 rpg
1952-53	Jack Devine	293	10.9 rpg
1951-52	Thomas J. Brennan	383	14.7 rpg
1950-51	Jim Mooney	455	14.7 rpg




Hubie White averaged 21.5 ppg during the 1961-62 season.



ASSISTS

YR	PLAYER	ASSISTS	AVG
2002-03		Derrick Snowden	
108	3.5 apg		
2001-02		Derrick Snowden	
125	3.9 apg		
2000-01	Jermaine Medley	110	3.6 apg
1999-00	Brian Lynch	114	3.5 apg
1998-99	John Celestand	137	4.4 apg
1997-98	John Celestand	148	5.1 apg
1996-97	Alvin Williams	129	3.8 apg
1995-96	Alvin Williams	177	5.4 apg
1994-95	Alvin Williams	159	4.8 apg
1993-94	Jonathan Haynes	177	5.6 apg
1992-93	Jonathan Haynes	137	5.0 apg
1991-92	Chris Walker	96	3.7 apg
1990-91	Chris Walker	139	4.3 apg
1989-90	Chris Walker	128	3.8 apg
1988-89	Kenny Wilson	153	4.5 apg
1987-88	Kenny Wilson	170	4.9 apg
1986-87	Kenny Wilson	159	5.1 apg
1985-86	Kenny Wilson	145	3.9 apg
1984-85	Gary McLain	150	4.3 apg
1983-84	Gary McLain	160	5.3 apg
1982-83	Stewart Granger	177	5.5 apg
1981-82	Stewart Granger	183	5.7 apg
1980-81	Stewart Granger	165	5.3 apg
1979-80	Rory Sparrow	127	4.1 apg
1978-79	Rory Sparrow	103	3.7 apg
1977-78	Rory Sparrow	133	4.6 apg
1976-77	Joey Rogers	153	4.6 apg
1975-76	Joey Rogers	118	4.4 apg
1974-75	Joey Rogers	136	5.0 apg
1973-74	Joey Rogers	67	2.7 apg
1972-73	Ed Hastings	88	3.5 apg
1971-72	Chris Ford	145	5.2 apg



Joey Rogers led Villanova in assists from 1973-77.

BIG EAST CONFERENCE AWARDS

2003	Gary Buchanan, Ricky Wright (Honorable Mention)
2002	Ricky Wright (second team) Gary Buchanan (Honorable Mention)
2001	Michael Bradley (first team)
2000	Malik Allen (third team), Gary Buchanan (Rookie Team)
1999	John Celestand (third team)
1997	Alvin Williams (first team, All-Tournament) Jason Lawson (second team, Defensive Player of the Year) Tim Thomas (third team, Rookie of the Year, All-Tournament)
1996	Kerry Kittles (first team) Jason Lawson (second team)
1995	Kerry Kittles (first team, Big East Player of the Year, Tournament MVP) Jason Lawson (second team, All-Tournament) Eric Eberz (second team)
1994	Kerry Kittles (first team) Jason Lawson (Rookie Team)
1993	Kerry Kittles (Rookie Team)
1992	Lance Miller (second team)
1991	Lance Miller (third team)
1990	Lance Miller (Rookie Team)
1989	Doug West (third team) Marc Dowdell (Rookie Team)
1988	Gary Massey (Defensive Player of the Year) Doug West (second team, All-Tournament) Tom Greis (third team) Mark Plansky (third team, All-Tournament)
1987	Harold Jensen (second team)
1986	Harold Pressley (Defensive Player of the Year, first team, All-Tournament) Doug West (Freshmen team) Kenny Wilson (Freshmen team)
1985	Dwayne McClain (third team) Ed Pinckney (first team, All-Tournament)
1984	Dwayne McClain (third team) Ed Pinckney (second team, All-Tournament) Harold Pressley (third team)
1983	Stewart Granger (second team, All-Tournament) Ed Pinckney (first team) John Pinone (first team)
1982	Stewart Granger (second team) Dwayne McClain (Freshman team) Ed Pinckney (Freshmen team, All-Tournament) John Pinone (first team)
1981	Alex Bradley (All-Tournament) Stewart Granger (third team) John Pinone (first team, All-Tournament)



Michael Bradley



ALL-AMERICA SELECTIONS

- 2001 Michael Bradley (AP, *Sporting News*, USBWA second team)
 1997 Alvin Williams (AP honorable mention); Tim Thomas (AP honorable mention; *Sporting News*, USBWA National Freshman of the Year)
 1996 Kerry Kittles (AP; John R. Wooden, *Sporting News*, *Basketball Times*, NABC first team; *College Sports*, USBWA second team)
 1995 Kerry Kittles (John R. Wooden first team; *Basketball Times*, USBWA, NABC, AP, *Basketball Weekly* second team)
 1983 John Pinone (AP, UPI third team)
 Ed Pinckney (*Basketball Times* second team)
 1982 John Pinone (First Interstate)
 1972 Hank Siemiontkowski
 1971 Howard Porter (AP, UPI)
 1970 Howard Porter (AP, UPI)
 1969 Howard Porter (AP, UPI)
 1966 Bill Melchionni
 1964 Wali Jones
 1962 Hubie White (USBWA/Look)
 1954 Bob Schafer (Helms Foundation third team)
 1953 Larry Hennessy (AP, UPI, Helms third team)
 1952 Larry Hennessy (*Collier's Magazine* second team; AP, Helms third team)
 1950 Paul Arizin (AP UPI, *Sporting News*, Helms, Converse, *Look Magazine* first teams)
 1947 Joe Lord (Helms third team)



Keith Herron



Ricky Wright

ALL EAST

- 2001 Michael Bradley (first team)
 1999 John Celestand (honorable mention)
 1998 Howard Brown (honorable mention)
 1997 Alvin Williams (second team); Jason Lawson, Tim Thomas (honorable mention)
 1996 Kerry Kittles, Jason Lawson (honorable mention)
 1995 Kerry Kittles
 1986 Harold Pressley
 1985 Dwayne McClain, Ed Pinckney
 1983 Ed Pinckney, John Pinone
 1982 Ed Pinckney, John Pinone
 1981 Stewart Granger, John Pinone
 1980 Rory Sparrow
 1978 Keith Herron
 1976 Keith Herron
 1971 Howard Porter
 1970 Howard Porter
 1969 Howard Porter
 1968 Johnny Jones
 1966 Bill Melchionni
 1965 Jim Washington
 1964 Wali Jones, Jim Washington
 1963 Wali Jones
 1962 Wali Jones, Hubie White
 1961 Jim Huggard, Hubie White

PHILADELPHIA BIG FIVE AWARDS

- 2003 Gary Buchanan (second team), Ricky Wright (second team)
 2002 Ricky Wright (first team), Gary Buchanan (second team)+ Brooks Sales (Sportsmanship Award)
 2001 Michael Bradley (first team), Gary Buchanan (second team)+
 2000 Malik Allen (first team), Gary Buchanan (second team), Jermaine Medley (Most Improved)
 1999 John Celestand+
 Malik Allen (second team), Howard Brown (second team)
 1998 Howard Brown, John Celestand (second team)
 1997 *Alvin Williams, Jason Lawson
 Tim Thomas (Rookie of the Year)
 1996 *Kerry Kittles (scoring champion), Jason Lawson
 Eric Eberz (second team; free throw shooting champion)
 Alvin Williams (second team)
 1995 *Kerry Kittles (scoring champion), Eric Eberz (second team)
 Jason Lawson (second team)
 1994 Kerry Kittles
 1992 Lance Miller, Greg Woodard (second team)
 1991 Lance Miller, Greg Woodard (second team)
 1990 Chris Walker, Greg Woodard (second team)
 1989 Doug West, Chris Walker, Tom Greis (second team)
 1988 Tom Greis (second team), Mark Plansky (second team)
 Doug West (second team)
 1987 Harold Jensen, Mark Plansky (second team)
 1986 #Harold Pressley, Harold Jensen (second team)
 1985 Dwayne McClain, Gary McClain (second team)
 #Ed Pinckney
 # Ed Pinckney
 1983 # Ed Pinckney, #*John Pinone
 #Stewart Granger (second team)
 1982 #Ed Pinckney, #*John Pinone,
 #Stewart Granger (second team)
 1981 #Stewart Granger, *John Pinone
 1980 # Alex Bradley, # John Pinone, # Rory Sparrow
 1979 # Alex Bradley
 1978 # Keith Herron
 1977 # Keith Herron
 1976 # Keith Herron
 1973 #*Tom Ingelsby
 1972 #*Chris Ford, # Tom Ingelsby
 # Hank Siemiontkowski (Hall of Fame only)
 1971 # Tom Ingelsby, # Howard Porter
 1970 # Howard Porter
 1969 # Johnny Jones, # Howard Porter
 1968 #*Johnny Jones
 1967 # Johnny Jones
 1966 # Bill Melchionni
 1965 # Bill Melchionni, #*Jim Washington
 1964 #*Wali Jones, # Jim Washington
 1963 #*Wali Jones, # Jim Washington
 1962 # Wali Jones, #*Hubie White
 1961 # Jim Huggard, # Hubie White
 1960 # Jim Huggard, # Hubie White
 1959 Joe Ryan
 1958 Tom Brennan
 1957 Al Griffith
 1956 Jim my Smith

*Winner of the Robert Cassey Memorial Trophy (MVP of Phila. Big 5)
 #Philadelphia Big 5 Hall of Fame member
 +Winner of the Sy Kasalman Free Throw Shooting Trophy