

Review



2005-06 Season Review

Review	95-96
Statistics	97
Game-by-Game Results	98
Game-by-Game Statistics	99
Highs and Lows	100
The Last time	101
Miscellaneous	102
MWC Review	103
David Chiotti	104
Kris Collins	105
Jeff Hart	106
Mark Walters	107
Box Scores	108-112



2005-06 SEASON RECAP

The University of New Mexico men's basketball team ended its 103rd season with a tough 65-64 loss to UNLV in the first round of the Mountain West Conference Tournament in Denver. The Lobos finished 17-13 overall for their 20th winning season in the past 23 years. UNM did lose four of its last five games following a four-game winning streak. New Mexico was 8-8 in the MWC, good for fifth place, which is exactly where it was picked to finish in the preseason polls. UNM was denied postseason play for only the fourth time in the past 23 seasons, since 1983-84.

LOBO NITTY-GRITTY

- The Lobos have a 43-20 record the past two seasons, tied with Utah for the most wins among Mountain West Conference schools...the Utes are 43-21
- The 43 wins the past two seasons are the most by UNM in consecutive years since gathering 43 in 1998-99 (25) and 1999-00 (18)
- Likewise, the 18 MWC victories are the most in back-to-back conference campaigns since winning 18 in 1998-99 (9 in the WAC) and 1999-00 (9 in MWC)
- The Lobos have recorded 22 non-losing seasons - including 20 winning campaigns - in the past 23 years...New Mexico's only sub-.500 record since 1983-84 was 10-18 in 2002-03
- Thanks to a tenacious defense the last six games of the regular season, the Lobos led the MWC in FG percentage defense in conference games only, at 42.8%...that was a dramatic turnaround from the first 10 MWC contests when UNM was allowing 48.6%, worst in the league
- Lobo senior Mark Walters and Air Force's Jacob Burtschi were the only players in the MWC to rank in the top-20 in points, rebounds, assists and steals



David Chiotti finished his career with 1,145 points and 612 rebounds, becoming the ninth Lobo with 1,000 points and 600 boards.

• Walters was named first team all-MWC...the Lobos have had a first team pick all four years that Ritchie McKay has been at UNM, a feat no other school in the league can claim: Ruben Douglas in 2003 and Danny Granger in 2004 and 2005

• Senior David Chiotti became just the eighth Lobo to reach 1,100 points and 600 boards in a career, joining Mel Daniels, Willie Long, Hunter Greene, Luc Longley, Clayton Shields, Kenny Thomas and Lamont Long...Chiotti was named second team all-MWC

• Chiotti was the sole interior player in the MWC who ranked in the top-20 in assists...the 6-9 senior tied for 19th with 70, or 2.33 a game

• A fitting accomplishment for teammates and roommates, Mark Walters and David Chiotti each gained admittance into UNM's 1,000-point club Jan. 14 at Wyoming...the last time two Lobos reached 1,000 points in the same season, let alone the same game, was Luc Longley and Rob Robbins in 1989-90

• Walters fell 17 rebounds shy of becoming the 14th Lobo to amass 1,000 points and 500 rebounds in a career

• Walters finished No. 2 in MWC history with 153 career steals...UNLV's Marcus Banks had 158 from 2001-03

TRUE STUDENT-ATHLETES

The Lobos posted a team-record 2.97 g.p.a. during the 2006 spring semester. Jeff Hart was a MWC Scholar Athlete, and Hart, Joel Box, Daniel Faris, Blake Harden and Chad Toppert were Academic All-MWC honorees.

All four of UNM's outgoing seniors graduated last May or will do so in December. Kris Collins (University Studies), David Chiotti (Communications) and Mark Walters (University Studies) got their sheepskins in May, while Jeff Hart (Physical Education/Athletic Training) should finish in December just because his curriculum takes longer to complete.

Of the 11 Lobos that have completed their eligibility since Ritchie McKay took over the UNM program four years ago, eight have, or are expected to, receive their diplomas. The other three - Ruben Douglas, Danny Granger and Javin Tindall - are all playing professional basketball at some level, Granger with the Indiana Pacers.

The men's basketball team combined for a 2.82 grade point average during the 2005 fall semester. That's the third highest semester GPA by the program since UNM began charting grades in the fall of 1988, and the highest since a 2.86 in the spring of 1998.

LOBO HEAD COACH RITCHIE MCKAY

Ritchie McKay has completed four seasons in charge of Lobo hoops and 11 years as a collegiate head coach. He was named UNM's 18th



Mark Walters was named 1st Team All-MWC following his senior season. He finished with 1,200 points, ranking 17th all-time at UNM.

head coach on March 28, 2002.

He has a career record of 150-141, 66-52 at New Mexico. McKay is 57-14 in Albuquerque, 40-21 in all non-conference games, 36-7 in non-league games at The Pit and 5-14 in road/neutral games. He is 27-31 in MWC contests, 22-7 at home and 5-24 on the road.

The 26-7 record in 2004-05 is easily the best season of McKay's career, surpassing a 19-11 ledger at Colorado State in 1998-99. The Lobos won the MWC Tournament and advanced to the NCAA Tournament for the first time since 1999, while posting the second-highest win total in school history. It was McKay's first trip to the Big Dance.

McKay had previous two-year stops at Portland State (1996-98), Colorado State (1998-2000) and Oregon State (2000-02).

BIG-TIME TURNAROUND UNDER MCKAY

Head coach Ritchie McKay's first two Lobo teams went 24-32, but UNM had just eight scholarship players available in his first season of 2002-03 and only 10 in his second year. Since the 5/8 rule was repealed after the 2003-04 season, the Lobos have posted a 43-20 record since 2004-05, tied with Utah for the most wins among MWC schools.

• McKay, Norm Ellenberger and Dave Bliss are the only head coaches to take the Lobos to the NCAA Tournament within their first three years at the post

• Picked to finish 4th in the MWC in 2004-05, the Lobos finished 26-7 overall, 2nd in the conference at 10-4, won the MWC Tournament for the first time in nine years and only the third time in school history, and advanced to the NCAA Tournament for the first time in six years

• The 26 wins in 2004-05 is the second-best total in school history and were a 12-win im-



Jeff Hart finished his Lobo career in excellent fashion, scoring 41 points in his final three games.

provement from 2003-04...that tied for the 2nd-largest jump in program history and tied for the 3rd-highest in NCAA Div. I men's basketball

- New Mexico won five straight games away from The Pit in 2004-05, a feat last accomplished in 1977-78
- Five Lobo seniors who completed their eligibility at UNM between 2003-05 are now playing professionally (Javin Tindall, Ruben Douglas, Alfred Neale, Troy DeVries and Danny Granger)...the other two - Ryan Ashcraft and Senque Carey - had their careers cut short by injury

MARK WALTERS: A LOT OF TOOLS

Senior guard Mark Walters ranked in the top-20 in the Mountain West Conference in seven different statistical categories during the 2005-06 season. Walters is one of only four Lobos all-time to collect 1,100 points, 450 rebounds, 220 assists and 130 steals. The others are Hunter Greene, Charles Smith and Lamont Long.

STATS TRENDS

- The Lobos were 15-3 when they shot better than their opponent...since 2003-04, New Mexico is 51-5 in that situation...the only losses came in 2004-05 against Air Force (UNM 69.2% to AFA's 50%) and to Villanova (29.8% to 28.3%) in the NCAA Tournament, and this year against Washington (54% to 50%) and twice to BYU (UNM 53% to BYU's 49% in The Pit, UNM's 51% to BYU's 46% in Provo)...the record is 90-9 since 2000-01
- New Mexico was 7-1 when it out-rebounded the opposition, and is 22-3 since 2004-05
- Since 2004-05, the Lobos are 38-6 when they lead at halftime, however, five of the losses came this year: at Kansas State, at Wyoming, BYU twice and UNLV in the MWC Tournament

- From 1992-2005, New Mexico never had a losing record over an entire season when shooting 50% or better in a game...the Lobos were 133-14 in such situations over that 14-year span...the run ended this season as UNM went 4-6 when making at least 50%
- Under Ritchie McKay since 2002-03, UNM is 6-34 when it trails at halftime, however, four of the wins came this year.

DEFENSIVE NOTES

- The Lobos allowed just 62.4 points a game, 2nd-best in the conference...that's the lowest figure in 22 years, since the 1983-84 Lobos yielded just 59.2 ppg
- The Lobos were 9-1 this year when allowing less than 60 points and are 22-2 over the past two seasons
- New Mexico opened the year by doing something it had not accomplished in 60 years and that is holding its first three opponents to less than 50 points: (South Carolina State 47, Ole Miss 42 and Southern Utah 48)...in 1945-46, UNM shackled New Mexico State twice (38-31 and 50-23) and Arizona (42-37) to begin the season
- The Lobos held TCU to just 21% (13-62) shooting in a 53-42 victory at Fort Worth on Feb. 11...that's the poorest accuracy by a Lobo opponent in nearly 42 years...UNM held Howard Payne to 15% (6-40) accuracy in a 102-32 victory at Johnson Gym on Dec. 23, 1964
- In that win at TCU, UNM allowed its fewest points in a road game since Jan. 23, 1984, when it defeated Wyoming 40-38 at Laramie...also, New Mexico allowed its fewest points in a conference game - home or away - since beating BYU 74-32 in The Pit on Feb. 3, 1997
- The Lobos allowed just 87 points in back-to-back games in February: a 53-42 victory at TCU and a 47-45 decision over Wyoming...that's the fewest points given up in consecutive games since December of 1985 when UNM beat New Mexico State 54-44 and Kent State 52-40...it's the fewest points in consecutive conference games in 57 years...playing in the Border Conference, the Lobos knocked off Arizona State 41-38 and Northern Arizona 46-41 in February of 1949
- UNM held TCU and Wyoming to less than 30% shooting from the floor...the last time that happened in back-to-back games was the first two games of the 1981-82 season against Midwestern State (26.9%) and Missouri Baptist (27.9%)
- New Mexico beat UNLV 47-39 in the Pit on March 1...it matched the Runnin' Rebels lowest point total in program history...UNLV also scored 39 in a 59-39 loss at Virginia on Jan. 3, 1994
- The Lobos held the Rebels to a season-low 24.2% (15-62) shooting from the floor, including 18% (3-17) from 3-point...it's the 4th time this season a Lobo opponent has shot less than

30% in a game

SEASON NOTES

- From 2002-05 (85 total games), the Lobos were 7-10 in games decided by 5 points or less...they were 6-2 this year
- The 53-point victory margin over Ole Miss (95-42) ties for UNM's 7th largest win in school history and ties for the 5th-widest margin in The Pit
- New Mexico was outrebounded 33-20 at Kansas State...that's the fewest caroms for UNM in eight seasons, since gathering 20 in a 77-62 win over Colorado State on Feb. 7, 1998

SEASON NO. 103 COMPLETE

The 2005-06 season was the 103rd in school history. The Lobos first laced up the hightops on Feb. 2, 1900, when they lost 8-6 to the Albuquerque Guards. While this season was actually the 105th anniversary of that inaugural year, UNM did not field a team for various reasons in 1900-01, 1903-04, 1917-18 and 1920-21.

The Lobos have been on the hardwoods continuously since the 1921-22 season and have compiled an all-time record of 1,249-980 (.560). New Mexico was 418-495 (.458) from 1900-62, but has gone 831-485 (.633) over the past 44 seasons, an average of nearly 19 wins per year. The Lobos have made 27 trips to the postseason during that span, including 11 appearances in the NCAA Tournament and 16 showings in the NIT.

3s AND COUNTING

UNM has made a 3-point basket in 516 straight games, the 12th-longest active streak in NCAA Div. I hoops. UNLV is 1st at more than 615.



Kris Collins averaged 5.2 ppg and was second on the team with 2.3 apg.



ALL GAMES
(17-13, 15-2 home, 2-9 away, 0-2 neutral)

Player	G-GS	Min-Avg.	/---Total---/		/---3PT---/		FT-FTA	Pct.	Rebounds			Pf-Dq	AT	TO	BS	ST	Scoring	
			FG-FGA	Pct.	3P-3PA	Pct.			Off-Def.	Tot.	Avg.						Pts.	Avg.
Mark Walters	30-30	974-32.5	154-353	.436	57-151	.377	100-142	.704	31-104	135	4.5	86-7	92	78	10	62	465	15.5
David Chiotti	30-30	979-32.6	128-246	.520	5-21	.238	94-155	.606	42-146	188	6.3	65-0	70	59	24	21	355	11.8
Tony Danridge	30-27	791-26.4	99-193	.513	1-9	.111	53-76	.687	31-45	76	2.5	51-0	30	37	2	13	252	8.4
Joel Box	24-8	354-14.8	49-119	.412	15-49	.306	16-25	.640	25-62	87	3.6	25-0	16	23	18	19	129	5.4
Kris Collins	30-18	676-22.5	52-125	.416	5-27	.185	46-68	.676	16-47	63	2.1	56-0	70	54	7	28	155	5.2
Ryan Kersten	23-15	434-18.9	38-105	.362	17-54	.315	16-21	.762	9-30	39	1.7	26-0	36	29	0	11	109	4.7
Kyle Prochaska	24-9	435-18.1	42-81	.519	8-28	.286	12-19	.632	31-37	68	2.8	52-2	26	21	2	12	104	4.3
Jeff Hart	27-3	386-14.3	33-86	.384	29-77	.377	2-4	.500	2-14	16	0.6	38-0	20	8	1	16	97	3.6
Kellen Walter	29-0	145-5.0	25-61	.410	23-58	.397	7-7	1.000	5-19	24	0.8	22-0	4	8	1	3	80	2.8
Blake Harden	28-10	386-13.8	26-44	.591	9-18	.500	9-15	.600	14-38	52	1.9	34-0	19	22	0	18	70	2.5
Darren Prentice	23-0	188-8.2	17-30	.567	8-16	.500	4-6	.667	4-8	12	0.5	10-0	12	10	1	8	46	2.0
Chad Toppert	28-0	157-5.6	18-53	.358	14-43	.326	3-4	.750	6-14	20	0.7	8-0	8	3	0	3	55	2.0
Daniel Faris	24-0	112-4.7	4-14	.286	0-4	.000	4-5	.800	5-12	17	0.7	20-0	5	7	0	4	12	0.5
Anthony Teague	3-0	8-2.7	4-5	.800	2-3	.667	0-0	.000	2-2	4	1.3	0-0	0	2	1	1	10	3.3
Team									32-51	83	2.9			4				
NEW MEXICO	30	6025	690-1515	.455	193-158	.346	366-547	.669	255-629	884	29.5	493-9	408	365	67	219	1939	64.6
OPPONENTS	30	6025	663-1510	.439	177-513	.345	370-504	.734	285-680	965	32.2	516-	415	425	80	189	1873	62.4

boldface indicates returning players

MOUNTAIN WEST CONFERENCE GAMES
(8-8, 6-2 home, 2-6 away)

Player	G-GS	Min-Avg.	/---Total---/		/---3PT---/		FT-FTA	Pct.	Rebounds			Pf-FD	AT	TO	BS	ST	Scoring	
			FG-FGA	Pct.	3P-3PA	Pct.			Off-Def.	Tot.	Avg.						Pts.	Avg.
Mark Walters	16-16	531-33.2	90-192	.469	30-73	.411	48-64	.750	16-52	68	4.3	50-5	52	44	3	34	258	16.1
David Chiotti	16-16	547-34.2	69-146	.473	3-13	.231	45-80	.563	18-71	89	5.6	33-0	44	29	8	12	186	11.6
Joel Box	12-7	217-18.1	33-71	.465	9-31	.290	6-11	.545	15-42	57	4.8	11-0	10	11	16	10	81	6.8
Tony Danridge	16-14	387-24.2	42-83	.506	1-4	.250	20-35	.571	10-26	36	2.3	30-0	10	20	2	4	105	6.6
Kris Collins	16-7	365-22.8	28-71	.394	3-12	.250	25-34	.735	10-29	39	2.4	35-0	32	26	6	17	84	5.3
Kyle Prochaska	12-6	257-21.4	26-49	.531	6-19	.316	4-7	.571	20-14	34	2.8	28-1	12	12	1	9	62	5.2
Ryan Kersten	13-10	235-18.1	17-55	.309	3-23	.130	7-10	.700	6-14	20	1.5	18-0	18	20	0	5	44	3.4
Jeff Hart	13-2	169-13.0	13-37	.351	11-35	.314	2-3	.667	1-3	4	0.3	15-0	6	3	0	6	39	3.0
Kellen Walter	16-0	74-4.6	12-31	.387	12-30	.400	2-2	1.000	2-12	14	0.9	13-0	1	4	0	0	38	2.4
Darren Prentice	14-0	94-6.7	12-19	.632	5-10	.500	4-6	.667	2-5	7	0.5	5-0	2	4	0	4	33	2.4
Blake Harden	14-2	180-12.9	9-19	.474	5-10	.500	0-0	.000	4-21	25	1.8	16-0	6	9	0	7	23	1.6
Chad Toppert	15-0	78-5.2	8-25	.320	6-21	.286	0-0	.000	1-7	8	0.5	7-0	6	2	0	2	22	1.5
Daniel Faris	15-0	66-4.4	4-12	.333	0-4	.000	4-5	.800	3-6	9	0.6	12-0	3	1	0	4	12	0.8
Team									15-29	44	2.8			3				
NEW MEXICO	16	3200	363-810	.448	94-285	.330	167-257	.650	123-331	454	28.4	273-6	202	188	36	114	987	61.7
OPPONENTS	16	3200	342-800	.428	106-288	.368	215-287	.749	162-370	532	33.2	257-	216	218	43	97	1005	62.8

boldface indicates returning players



2005-06 Game-by-Game Results

DATE	AP RANK	OPPONENT (AP RANK)	SCORE	SITE	ATTEN.	HIGH SCORER	HIGH REBOUND	HIGH ASSIST
Nov. 18	-	SOUTH CAROLINA STATE	W, 56-47	H	11,602	20 - Walters	6 - Chiotti	2 - Chiotti/Danridge
Nov. 19	-	MISSISSIPPI	W, 95-42	H	12,278	17 - Walters	6 - Prochaska/Walters	6 - Hart
Nov. 20	-	SOUTHERN UTAH	W, 62-48	H	11,196	14 - Walters/Chiotti	12 - Chiotti	3 - Chiotti/Prentice
Nov. 23	-	at Kansas State	L, 56-68	A	5,205	16 - Walters/Chiotti	4 - Three Players	5 - Collins
Nov. 26	-	UTEP	W, 76-72	H	14,033	16 - Walters/Chiotti	8 - Chiotti	5 - Chiotti
Dec. 3	-	at New Mexico State	L, 61-67	A	9,413	18 - Walters	9 - Chiotti	3 - Collins
Dec. 10	-	vs. Washington	L, 71-81	N	12,109	21 - Walters	9 - Prochaska	6 - Collins
Dec. 13	-	NEW MEXICO STATE	W (OT), 71-68	H	15,480	20 - Walters	7 - Walters	3 - Danridge/Prochaska
Dec. 17	-	OREGON	W, 68-61	H	13,206	18 - Chiotti	9 - Walters	7 - Walters
Dec. 20	-	ALCORN STATE	W, 87-75	H	13,454	16 - Chiotti	12 - Chiotti	4 - Kersten
Dec. 22	-	at San Diego	L, 56-63	A	1,759	13 - Walters	10 - Chiotti	3 - Walters
Dec. 28	-	DARTMOUTH	W, 66-60	H	11,855	15 - Chiotti	7 - Chiotti	4 - Walters
Dec. 29	-	TEXAS-ARLINGTON	W, 63-51	H	11,727	16 - Kersten	11 - Chiotti	7 - Collins
Jan. 4	-	at Utah	L, 49-64	A	9,433	19 - Walters	6 - Walters	2 - Three Players
Jan. 7	-	COLORADO STATE	W, 83-75	H	16,201	17 - Chiotti	6 - Chiotti	4 - Walters
Jan. 11	-	TCU	W, 56-54	H	11,920	12 - Chiotti	6 - Walters	4 - Walters
Jan. 14	-	at Wyoming	L, 70-77	A	6,014	26 - Walters	6 - Walters	4 - Kersten
Jan. 21	-	AIR FORCE	W, 62-59	H	16,311	20 - Walters	8 - Walters	3 - Prochaska
Jan. 25	-	at San Diego State	L, 69-75	A	7,642	25 - Walters	5 - Chiotti	4 - Walters
Jan. 28	-	at UNLV	L, 56-67	A	13,365	13 - Chiotti	7 - Walters	4 - Walters
Feb. 1	-	BYU	L, 71-77	H	13,444	15 - Danridge	9 - Chiotti	4 - Three Players
Feb. 4	-	UTAH	W, 64-53	H	14,101	14 - Walters/Chiotti	5 - Box/Prochaska	5 - Walters
Feb. 8	-	at Colorado State	W, 80-78	A	3,011	21 - Walters	8 - Chiotti	6 - Chiotti
Feb. 11	-	at TCU	W, 53-42	A	4,599	19 - Walters	10 - Chiotti	5 - Chiotti
Feb. 15	-	WYOMING	W, 47-45	H	12,555	12 - Walters	5 - Walters	3 - Three Players
Feb. 22	-	at Air Force	L, 46-51	A	4,759	17 - Walters	11 - Chiotti	5 - Chiotti
Feb. 25	-	SAN DIEGO STATE	L, 66-73	H	14,163	17 - Box	13 - Box	5 - Walters
Mar. 1	-	UNLV	W, 47-39	H	14,409	15 - Walters	14 - Box	4 - Chiotti
Mar. 4	-	at BYU	L, 68-76	A	20,732	15 - Hart	7 - Chiotti	4 - Walters/Chiotti
Mar. 9	-	UNLV ^{MWC Tour.}	L, 64-65	N	5,625	15 - Hart	8 - Box	5 - Collins

SCORE BY HALVES

	1	2	OT	TOTAL
New Mexico	916	1,010	13	1,939
Opponent Totals	819	1,044	10	1,873

OVERALL TEAM RECORD	17-13
Mountain West	8-8
Lobo Invitational	2-0
MWC Tournament	0-1
NCAA Tournament	0-0

CUMULATIVE ATTENDANCE	331,241	TOTAL AVERAGE ATTENDANCE	11,041
Home.....	227,575	Home.....	13,387
Away	85,932	Away	7,812
Neutral.....	17,734	Neutral.....	8.867



New Mexico

OPPONENT	FG-FGA	PCT.	3FG-A	PCT.	FT-FTA	PCT.	O-D-T	PF	A	T	B	S
SOUTH CAROLINA ST (W, 56-47)	15-41	.366	5-22	.227	21-30	.700	8-21-29	9	10	8	1	9
OLE MISS (W, 95-42)	35-65	.538	14-27	.519	11-12	.917	15-35-50	15	23	9	3	6
SOUTHERN UTAH (W, 62-48)	23-53	.434	4-14	.286	12-13	.923	10-23-33	10	18	8	1	7
at Kansas State (L, 56-68)	23-52	.442	6-21	.286	4-7	.571	8-12-20	16	17	10	3	10
UTEP (W, 76-72)	24-51	.471	7-18	.389	21-28	.750	7-26-33	11	17	12	2	7
at New Mexico State (L, 61-67)	19-56	.339	7-26	.269	16-27	.593	15-16-31	24	8	12	2	8
vs Washington (L, 71-81)	27-50	.540	7-17	.412	10-17	.588	9-20-29	21	16	22	1	6
NEW MEXICO STATE (W (OT), 71-68)	26-53	.491	8-21	.381	11-19	.579	13-21-34	19	15	21	5	10
OREGON (W, 68-61)	23-49	.469	10-24	.417	12-16	.750	6-21-27	16	15	15	1	7
ALCORN STATE (W, 87-75)	24-48	.500	6-18	.333	33-43	.767	8-23-31	16	15	8	2	6
at San Diego (L, 56-63)	22-48	.458	5-16	.313	7-16	.438	6-19-25	18	11	14	2	7
DARTMOUTH (W, 66-60)	18-39	.462	5-11	.455	25-29	.862	7-21-28	10	12	11	3	5
TEX-ARLINGTON (W, 63-51)	23-50	.460	6-19	.316	11-21	.524	11-23-34	18	15	10	2	8
at Utah (L, 49-64)	16-49	.327	7-19	.368	10-14	.714	7-20-27	16	9	10	1	4
COLORADO STATE (W, 83-75)	27-48	.563	4-16	.250	25-35	.714	8-17-25	22	17	10	2	9
TCU (W, 56-54)	19-46	.413	7-21	.333	11-17	.647	9-25-34	15	11	15	0	2
at Wyoming (L, 70-77)	28-56	.500	5-18	.278	9-19	.474	6-17-23	17	13	9	2	5
AIR FORCE (W, 62-59)	21-36	.583	5-10	.500	15-18	.833	4-21-25	14	5	17	2	4
at San Diego State (L, 69-75)	28-55	.509	5-16	.313	8-9	.889	8-13-21	21	10	11	1	15
at UNLV (L, 56-67)	22-53	.415	5-17	.294	7-10	.700	8-16-24	14	8	13	0	7
BYU (L, 71-77)	26-49	.531	7-16	.438	12-21	.571	6-23-29	17	18	11	3	5
UTAH (W, 64-53)	22-49	.449	5-13	.385	15-17	.882	9-16-25	15	11	11	2	12
at Colorado State (W, 80-78)	26-57	.456	9-22	.409	19-29	.655	10-15-25	21	19	7	4	10
at TCU (W, 53-42)	21-47	.447	4-17	.235	7-10	.700	4-31-35	19	16	19	4	5
WYOMING (W, 47-45)	19-49	.388	3-14	.214	6-15	.400	7-23-30	12	14	13	3	7
at Air Force (L, 46-51)	19-51	.373	6-24	.250	2-4	.500	7-22-29	19	12	8	0	4
SAN DIEGO STATE (L, 66-73)	27-65	.415	6-25	.240	6-12	.500	17-23-40	16	14	11	2	8
UNLV (W, 47-39)	16-49	.327	5-16	.313	10-15	.667	7-29-36	13	10	9	8	10
at BYU (L, 68-76)	26-51	.510	11-21	.524	5-12	.417	6-20-26	22	15	14	2	7
vs UNLV (L, 64-65)	25-50	.500	9-19	.474	5-12	.417	9-17-26	17	14	17	3	9

Opponents

OPPONENT	FG-FGA	PCT.	3FG-A	PCT.	FT-FTA	PCT.	O-D-T	PF	A	T	B	S
N.C. A&T	22-59	.373	6-24	.250	9-10	.900	14-10-24	26	11	21	2	9
SANTA CLARA	21-55	.382	2-14	.143	15-19	.789	9-20-29	19	10	16	2	4
SOUTH CAROLINA ST.	19-44	.432	5-15	.333	4-7	.571	6-23-29	20	9	15	3	6
OLE MISS	14-55	.255	4-24	.167	10-15	.667	9-15-24	16	9	11	8	4
SOUTHERN UTAH	19-46	.413	4-15	.267	6-8	.750	5-21-26	14	16	12	4	4
at Kansas State	26-47	.553	4-8	.500	12-14	.857	9-24-33	12	19	13	1	4
UTEP	28-61	.459	6-18	.333	10-16	.625	11-24-35	21	22	16	1	8
at New Mexico State	16-41	.390	5-14	.357	30-36	.833	12-28-40	21	8	16	4	4
vs Washington	32-64	.500	2-9	.222	15-21	.714	14-21-35	20	12	17	0	8
NEW MEXICO STATE	25-53	.472	5-15	.333	13-21	.619	10-21-31	17	14	19	2	13
OREGON	22-47	.468	6-21	.286	11-15	.733	6-24-30	20	16	17	3	6
ALCORN STATE	29-59	.492	9-23	.391	8-11	.727	9-23-32	27	18	13	1	4
at San Diego	23-46	.500	5-16	.313	12-14	.857	5-27-32	13	15	17	2	6
DARTMOUTH	22-48	.458	8-15	.533	8-10	.800	6-17-23	24	13	10	2	6
TEX-ARLINGTON	20-47	.426	4-18	.222	7-17	.412	10-22-32	18	14	14	4	8
at Utah	24-49	.490	8-25	.320	8-17	.471	10-28-38	16	13	12	2	6
COLORADO STATE	23-50	.460	3-11	.273	26-34	.765	13-19-32	27	11	16	4	6
TCU	17-52	.327	8-26	.308	12-13	.923	10-21-31	16	12	11	1	5
at Wyoming	26-47	.553	7-15	.467	18-21	.857	5-27-32	17	19	14	6	2
AIR FORCE	22-46	.478	7-21	.333	8-14	.571	8-12-20	19	11	14	1	11
at San Diego State	23-38	.605	9-13	.692	20-24	.833	5-18-23	10	16	18	2	6
at UNLV	26-50	.520	6-15	.400	9-11	.818	10-25-35	11	24	16	3	10
BYU	28-57	.491	10-22	.455	11-12	.917	6-23-29	18	18	7	2	3
UTAH	16-41	.390	6-15	.400	15-17	.882	9-18-27	15	10	19	2	7
at Colorado State	27-47	.574	7-13	.538	17-22	.773	7-26-33	23	18	16	7	2
at TCU	13-62	.210	5-25	.200	11-17	.647	20-23-43	15	8	14	3	7
WYOMING	15-51	.294	3-13	.231	12-18	.667	15-29-44	15	6	18	0	8
at Air Force	16-38	.421	8-22	.364	11-17	.647	3-26-29	10	13	9	0	4
SAN DIEGO STATE	26-56	.464	11-22	.500	10-14	.714	10-22-32	14	17	11	3	7
UNLV	15-62	.242	3-17	.176	6-11	.545	19-30-49	16	10	12	5	5
at BYU	25-54	.463	5-13	.385	21-25	.840	12-23-35	15	10	11	2	8
vs UNLV	26-52	.500	4-14	.286	9-12	.750	11-20-31	16	14	17	2	11



2005-06 Highs & Lows

NEW MEXICO LOBOS

OPPONENT

Points 1st Half	High 44 vs. MISSISSIPPI/COLORADO STATE	Low 18 at Air Force	43 by Washington/San Diego St.	17 by UNLV/TCU/UT-Arlington
Points 2nd Half	High 51 at MISSISSIPPI/Colorado State	Low 20 vs. UNLV	44 3 Times - Last by Colorado St.	21 by Wyoming
Total Points	High 95 vs. MISSISSIPPI	Low 46 at Air Force	81 by Washington	39 by UNLV
Field Goals Made	High 35 vs. MISSISSIPPI	Low 15 vs. SOUTH CAROLINA STATE	32 by Washington	13 by TCU
Field Goals Attempted	High 65 vs. MISSISSIPPI/SAN DIEGO STATE	Low 36 vs. Air Force	64 by Washington	38 by San Diego State/Air Force
Field Goal Percentage	High .605 at San Diego State	Low .327 at Utah	.583 by AIR FORCE	.210 by TCU

3-Point Field Goals Made	High 14 vs. MISSISSIPPI	Low 3 vs. WYOMING	11 by SAN DIEGO STATE	2 by Washington
3-Point Field Goals Attempted	High 27 vs. MISSISSIPPI	Low 10 vs. Air Force	26 by TCU	8 by Kansas State
3-Point Field Goal Percentage	High .692 at San Diego State	Low .167 vs. MISSISSIPPI	.524 by BYU	.214 by Wyoming

Free Throws Made	High 33 vs. ALCORN STATE	Low 2 at Air Force	30 by New Mexico State	4 by SOUTH CAROLINA STATE
Free Throws Attempted	High 43 vs. ALCORN STATE	Low 4 at Air Force	36 by New Mexico State	7 by SOUTH CAROLINA STATE
Free Throw Percentage	High .923 vs. SOUTHERN UTAH	Low .400 vs. WYOMING	.923 by TCU	.412 by TEXAS-ARLINGTON

Offensive Rebounds	High 17 vs. SAN DIEGO STATE	Low 4 vs. TCU/AIR FORCE	20 by TCU	3 by Air Force
Defensive Rebounds	High 35 vs. MISSISSIPPI	Low 13 at San Diego State	30 by UNLV	12 by AIR FORCE
Total Rebounds	High 50 vs. MISSISSIPPI	Low 20 at Kansas State	49 by UNLV	20 by AIR FORCE

Assists	High 23 vs. MISSISSIPPI	Low 5 vs. AIR FORCE	24 by UNLV	6 by Wyoming
----------------	--------------------------------	----------------------------	------------	--------------

Blocked Shots	High 8 vs. UNLV	Low 0 3 times	8 vs. MISSISSIPPI	0 3 times
----------------------	------------------------	----------------------	-------------------	-----------

Turnovers	High 22 vs. WASHINGTON	Low 7 at Colorado State	19 by UTAH/NEW MEXICO ST.	7 by BYU
------------------	-------------------------------	--------------------------------	---------------------------	----------

Steals	High 15 at San Diego State	Low 2 vs. TCU	13 by New Mexico State	2 by Wyoming/Colorado State
---------------	-----------------------------------	----------------------	------------------------	-----------------------------

Personal Fouls	High 24 at New Mexico State	Low 9 vs. SOUTH CAROLINA STATE	27 by COLORADO ST./ALCORN ST.	10 by San Diego State/Air Force
-----------------------	------------------------------------	---------------------------------------	-------------------------------	---------------------------------

CAPS indicate home game



TEAM

INDIVIDUAL

Scored 100 Points

New Mexico 101, Mississippi Valley State, 12-28-04
 Opponent 103, Wyoming, 2-15-03

65 Percent Shooting

New Mexico 69.2 (27-39) at Air Force, 1-15-05
 Opponent 65.6 (42-64), Texas Tech, 12-18-02

60 Percent Shooting

New Mexico 62.0 (31-50) vs. BYU, 2-19-05
 Opponent 60.5 (23-38), San Diego State, 1-25-06

Less Than 35 Percent Shooting

New Mexico 32.7 (16-49), vs. UNLV, 3-1-06
 Opponent 24.2 (15-62), vs. UNLV, 3-1-06

Less Than 30 Percent Shooting

New Mexico 29.8 (17-57), vs. Villanova, 3-18-05
 Opponent 24.2 (15-62), vs. UNLV, 3-1-06

12 3-Point Field Goals Made

New Mexico 14 vs. Mississippi, 11-19-05
 Opponent 12, New Mexico State, 12-1-04

60 Percent Shooting From 3-Point (min. 7 made)

New Mexico 68.4 (13-19) vs. BYU, 2-19-05
 Opponent 69.2 (9-13), San Diego State, 1-25-06

Failed to Make a 3-Pointer

New Mexico 0-8 vs. Colorado State, 1-3-91
 Opponent 0-8, San Francisco State, 11-22-03

Overtime Game

New Mexico Win 71-68 vs. New Mexico State, 12-13-05
 New Mexico Loss 85-81 vs. Wyoming, 1-18-03

Double Overtime Game

New Mexico Win 78-74 vs. New Mexico State, 12-23-82
 New Mexico Loss 120-117 vs. UNLV, 3-7-02

Triple Overtime

New Mexico Win 104-99 vs. Fresno State, 3-8-96
 New Mexico Loss never

Won Game at the Buzzer

New Mexico Damion Walker
 layin to defeat Arizona 79-78
 1-16-99 in Albuquerque
 Opponent Keith Van Horn (Utah)
 a 12-footer to defeat UNM 72-70
 3-7-97 in the WAC Tournament in Las Vegas

Coach Received a Technical Foul

New Mexico Ritchie McKay vs. UTEP, 11-26-05
 Opponent Dale Layer, Colorado State, 3-5-05

Scored 35 Points

New Mexico 39, Ruben Douglas vs. Utah, 3-1-03
 Opponent 39, Donta Richardson, Wyoming, 2-15-03

Scored 40 Points

New Mexico 43, Ruben Douglas at San Diego State, 2-24-03
 Opponent 49, Maurice Alexander, Wyoming, 2-9-91

Made 6 3-Pointers

New Mexico 7, Troy DeVries vs. Troy, 12-29-04
 Opponent 8, Brandon Heath, San Diego State, 2-25-06

15 Rebounds

New Mexico 15, Danny Granger at New Mexico State, 12-4-04
 Opponent 18, Justin Williams, Wyoming, 2-15-06

20 Rebounds

New Mexico 22, Lewis LaMar vs. Fresno State, 2-26-94
 Opponent 20, Andrew Bogut, Utah, 1-15-05

10 Assists

New Mexico 12, Mark Walters vs. BYU, 3-10-05
 Opponents 12, Jay Straight, Wyoming, 2-7-05

5 Steals

New Mexico 5, Jeff Hart vs. UNLV, 3-9-06
 Opponent 8, Tyrone Nelson, New Mexico State, 12-13-05

5 Blocks

New Mexico 5, Danny Granger, vs. San Diego State, 3-11-05
 Opponent 5, Justin Williams, Wyoming, 1-14-06

Triple-Double

New Mexico Luc Longley vs. Penn State, 3-28-90
 17 points, 14 rebounds, 10 assists

Two Players Scoring 25 Points

New Mexico Ruben Douglas (32) & Eric Chatfield (25)
 vs. UNLV, 3-7-02

Three Players Scoring 20+ Points

New Mexico Ruben Douglas (32), Eric Chatfield (25) &
 Patrick Dennehy (24) vs. UNLV, 3-7-02
 Opponent (UNLV) Romel Beck (22), J.K. Edwards (21) &
 Odattey Blankson (20), 1-31-04



Top Single Game Individual Performances...

NEW MEXICO	
Points:	26 - Mark Walters at Wyoming
FG Made:	10 - Mark Walters at Wyoming
FG Att:	21 - Mark Walters at San Diego State
FG% (5 att. min):	.700 (7-10) - David Chiotti at Kansas State
3-Pt FG Made:	5 - (3 Times) Last by Jeff Hart vs. UNLV (MWC Tourn.)
3-Pt FG Att:	13 - Mark Walters at New Mexico State
FT Made:	11 - Mark Walters vs. UTEP
FT Att:	11 (3 Times) - Last by Mark Walters at Colorado State
FT% (7 att):	1.000 (11-11) - Mark Walters vs. UTEP
Rebounds:	14 - Joel Box vs. UNLV
Assists:	7 - (Twice) Last by Kris Collins vs. UT-Arlington
Steals:	5 - (3 Times) Last by Jeff Hart vs. UNLV (MWC Tourn.)
Blocks:	4 - Joel Box vs. UNLV

OPPONENT	
	33 - Almaad Jackson, Alcorn State
	14 - Almaad Jackson, Alcorn State
	21 - Nile Murry at TCU
	1.000 (6-6) - Freddy Robinson, at Colorado State
	8 - Brandon Heath, vs. San Diego State
	13 - Brandon Heath, vs. San Diego State
	12 - Jason Smith, vs. Colorado State
	13 - (Twice) Last by Marcus Slaughter, at San Diego State
	1.000 (12-12) - Jason Smith, vs. Colorado State
	18 - Justin Williams, Wyoming
	9 - Alleo Frazier, Alcorn State
	8 - Corey Lewis, at Colorado State
	5 - Justin Williams, at Wyoming

NEW MEXICO'S RECORD WHEN...

	MWC	All
leading at the half:	5-3	13-5
trailing at the half:	3-4	4-7
tied at the half:	0-1	0-1
outshoot opponent:	7-2	15-3
outshot by opponent:	1-6	2-9
shooting tied:	0-0	0-1
outrebound opponent:	2-1	7-1
outrebounded by opponent:	6-5	9-10
rebounds tied:	0-2	1-2
commit fewer turnovers:	5-5	12-8
commit more turnovers:	3-2	5-3
turnovers tied:	0-1	0-2
UNM shoots 50% or better:	2-4	4-6
UNM shoots below 50%:	6-4	13-7
opponent shoots 50% or better:	1-3	1-7
opponent shoots less than 50%:	7-5	16-6
UNM out-scores opponent in 2nd half:	6-1	13-3
opponent out-scores UNM in 2nd half:	2-7	3-10
scoring tied in the second half:	0-0	1-0

UNM scores between:

	30-39	40-49	50-59	60-69	70-79	80-89	90-99	100+
All	0-0	2-2	3-3	6-5	2-3	3-0	1-0	0-0
MWC	0-0	2-2	2-1	2-3	0-2	2-0	0-0	0-0

Opponent scores between:

	30-39	40-49	50-59	60-69	70-79	80-89	90-99	100+
All	1-0	5-0	4-1	3-6	4-5	0-1	0-0	0-0
MWC	1-0	2-0	3-1	0-2	2-5	0-0	0-0	0-0

FT% IN LAST 3 MINUTES-OVERTIME

	MWC	Pct.	All	Pct.
Box	0-1	.000	0-1	.000
Chiotti	11-18	.611	18-28	.643
Collins	7-10	.700	10-17	.588
Danridge	6-11	.545	12-17	.706
Faris	0-0	.000	0-0	.000
Harden	0-0	.000	5-8	.625
Hart	2-3	.667	2-4	.500
Kersten	2-2	1.000	4-4	1.000
Prentice	1-3	.333	1-3	.333
Prochaska	0-0	.000	0-0	.000
Teague	0-0	.000	0-0	.000
Toppert	0-0	.000	0-0	.000
Walter	0-0	.000	2-2	1.000
Walters	12-14	.857	30-37	.811
UNM	41-62	.672	81-116	.698
Opponents	70-82	.854	99-120	.825

RECORDS OF UNM LINEUPS

Chiotti, Collins, Danridge, Harden, Walters, (4-4)
Chiotti, Collins, Danridge, Prochaska, Walters, (1-0)
Chiotti, Danridge, Kersten, Prochaska, Walters (5-3)
Chiotti, Danridge, Harden, Kersten, Walters (0-1)
Chiotti, Collins, Danridge, Kersten, Walters (2-2)
Box, Chiotti, Danridge, Kersten, Walters (2-0)
Box, Chiotti, Collins, Danridge, Walters (2-1)
Box, Chiotti, Collins, Hart, Walters (1-1)
Box, Chiotti, Harden, Hart, Walters (0-1)

GAMES SCORING DOUBLE FIGURES

Walters	27
Chiotti	21
Danridge	12
Box	4
Hart	4
Kersten	4
Collins	4
Harden	2
Prochaska	2
Walter	2
Teague	1
Toppert	1

GAMES LEADING UNM IN SCORING

Walters	21
Chiotti	10
Hart	2
Box	1
Danridge	1
Kersten	1

DOUBLE-DOUBLE

Chiotti	5
Box	1

DOUBLE FIGURE REBOUNDS

Chiotti	6
Box	2

GAMES LEADING UNM IN REBOUNDS

Chiotti	16
Walters	10
Box	4
Prochaska	3

DUNKS

Danridge	17
Chiotti	12
Walters	11
Box	3
Collins	1
Harden	1
Prentice	1

CHARGES DRAWN

Chiotti	13
Walters	12
Harden	3
Kersten	3
Faris	2
Hart	2
Box	1
Prentice	1
Toppert	1

WIN-LOSS BY DAY

Tuesday	2-0
Wednesday	5-5
Thursday	1-2
Friday	1-0
Saturday:	7-6
Sunday:	1-0

WIN-LOSS BY MONTH

November:	4-1
December:	5-3
January:	3-4
February:	4-3
March:	1-2

NEW MEXICO WIN-LOSS POINT DIFFERENTIAL

All	1	2	3	4	5	6	7	8	9	10	11-15	16-20	20+
WIN	0	3	2	1	0	1	1	2	1	0	5	0	1
LOSS	1	0	0	0	1	3	3	1	0	1	3	0	0
MWC	1	2	3	4	5	6	7	8	9	10	11-15	16-20	20+
WIN	0	3	1	0	0	0	0	2	0	0	2	0	0
LOSS	0	0	0	0	1	2	2	1	0	0	2	0	0



MOUNTAIN WEST CONFERENCE FINAL STANDINGS

	MWC Games					All Games					
	W	L	Pct.	H	A	W	L	Pct.	H	A	N
San Diego State	13	3	.812	7-1	6-2	24	9	.727	13-2	7-5	4-2
Air Force	12	4	.750	8-0	4-4	24	7	.774	15-0	6-5	3-2
BYU	12	4	.750	8-0	4-4	20	9	.690	14-1	5-7	1-1
UNLV	10	6	.625	6-2	4-4	17	13	.567	12-4	4-8	1-1
New Mexico	8	8	.500	6-2	2-6	17	13	.567	15-2	2-9	0-2
Utah	6	10	.375	4-4	2-6	14	15	.483	10-5	3-8	1-2
Wyoming	5	11	.312	3-5	2-6	14	18	.438	9-8	2-9	3-1
Colorado State	4	12	.250	2-6	2-6	16	15	.516	9-6	4-7	3-2
TCU	2	14	.125	2-6	0-8	6	25	.194	6-10	0-11	0-4

2005-06 ALL-MOUNTAIN WEST CONFERENCE

FIRST TEAM

Brandon Heath, Jr., San Diego State; Marcus Slaughter, Jr., San Diego State;
Antoine Hood, Sr., Air Force; **Mark Walters, Sr., New Mexico**;
Jason Smith, So., Colorado State

SECOND TEAM

Louis Amundson, Sr., UNLV; Trent Plaisted, Fr., BYU;
Jacob Burtschi, Jr., Air Force; Mohamed Abukar, Jr., San Diego State;
David Chiotti, Sr., New Mexico

THIRD TEAM

Nile Murray, Sr., TCU; Justin Williams, Sr., Wyoming;
Brandon Ewing, Fr., Wyoming; Bryant Markson, Sr., Utah
Keena Young, Jr., BYU

PLAYERS OF THE YEAR - Brandon Heath, San Diego State

FRESHMAN OF THE YEAR - Trent Plaisted, BYU

DEFENSIVE PLAYER OF THE YEAR - Justin Williams, Wyoming

COACH OF THE YEAR - Dave Rose, BYU

THE MWC IN POSTSEASON

NCAA TOURNAMENT

(4) Illinois 78, (13) Air Force 69 • First Round • San Diego, Calif.
(6) Indiana 87, (11) San Diego State 83 • First Round • Salt Lake City, Utah

NIT

Houston 77, BYU 67 • First Round • Provo, Utah



MWC HOME ATTENDANCE

School	G	Attendance	Average	High
New Mexico	17	227,575	13,387	16,311
BYU	15	166,037	11,069	20,732
Utah	15	157,219	10,481	12,345
UNLV	16	160,640	10,040	14,602
San Diego State	15	105,209	7,014	12,414
Wyoming	17	96,420	5,672	7,856
Colorado State	15	64,548	4,303	8,289
Air Force	15	58,230	3,882	6,260
TCU	16	60,745	3,797	5,646
Total	146	1,133,916	7,767	

2005-06 NCAA BASKETBALL ATTENDANCE

Rk.	Conference	Teams	Games	Attendance	Average
1.	Big Ten	11	181	2,277,085	12,581
2.	Atlantic Coast	12	202	2,277,076	11,273
3.	Southeastern	12	199	2,205,320	11,082
4.	Big East	16	268	2,964,418	11,061
5.	Big 12	12	195	1,973,540	10,121
6.	Pacific 10	10	162	1,281,203	7,909
7.	Mountain West	9	146	1,133,916	7,767
8.	Missouri Valley	10	156	1,203,771	7,716
9.	Western Athletic	9	134	782,529	5,840
10.	Atlantic 10	14	208	1,191,831	5,730

2005-06 MWC PLAYERS OF THE WEEK

Date	Player	Yr.	Pos.	School
Nov. 21	Justin Williams	Sr.	F	Wyoming
Nov. 28	Jason Smith	So.	F	Colorado State
Dec. 5	Antoine Hood	Sr.	G	Air Force
Dec. 12	Marcus Slaughter	Jr.	F	San Diego State
Dec. 19	Kyle Spain	Fr.	F	San Diego State
Dec. 26	Michael Harrison	Jr.	F	Colorado State
	Justin Williams	Sr.	F	Wyoming
Jan. 2	John Frye	Jr.	C	Air Force
Jan. 9	Dan Nwaelele	Jr.	F	Air Force
Jan. 16	Brandon Heath	Jr.	G	San Diego State
	Brandon Ewing	Fr.	G	Wyoming
Jan. 23	Marcus Slaughter	Jr.	F	San Diego State
Jan. 30	Trent Plaisted	Fr.	F	BYU
Feb. 6	Rashaun Broadus	Jr.	G	BYU
	Brandon Heath	Jr.	G	San Diego State
Feb. 13	Bryant Markson	Sr.	F	Utah
Feb. 20	Jacob Burtschi	Jr.	F	Air Force
	Brandon Heath	Jr.	G	San Diego State
Feb. 27	Antoine Hood	Sr.	G	Air Force
	Michael Harrison	Jr.	F	Colorado State
Mar. 6	Jimmy Balderson	Jr.	G	BYU



DAVID 13 CHIOTTI

FORWARD
6-9 • 245
SAN JOSE, CALIF.
ST. FRANCIS HS

GENERAL INFORMATION/CAREER

Four-year starter • Three-time All-MWC • Led the team in FG% for three seasons...53.7% from the field for his career, ranking 10th all-time at UNM • Played in 118 games with 108 career starts, including 70 straight • Last name is pronounced key-OH-tee • 1,145 career points...Became the 23rd Lobo to break the 1,000-point barrier with 19 points at Wyoming...Ranks 20th on UNM's all-time scoring list...55 points behind teammate and roommate Mark Walters...Both players broke the 1,000-pt. mark at Wyoming • 612 career rebounds and is the ninth Lobo with 1,000 points and 600 rebounds in a career...Ranks 12th all-time at UNM.

2005-06 • SENIOR SEASON

Named **2nd Team All-MWC** • Started all 30 games in the post • Averaged 11.8 ppg and a team-high 6.3 rpg • Shot 52.0% from the field • 2005 Jim Thorpe Classic All-Tournament team • 2005 Comcast Lobo Invitational MVP.

2004-05 • JUNIOR SEASON

Named **3rd Team All-MWC** • Started all 33 games in the post • Averaged 10.4 ppg and 5.1 rpg • Led the team with a 54.0 FG% • Shot 69.7% from the FT line • Recorded one double-double • The Lobos' best post defender, held Utah's Andrew Bogut to six first-half points in the MWC Tournament championship game • Earned the Most Inspirational award at the postseason banquet.

2003-04 • SOPHOMORE SEASON

Named **honorable mention All-MWC** • Started 25 of 27 games in the post • Averaged 12.5 ppg and 5.3 rpg • Led the team with a 54.8 FG% • Shot 70.4% from the FT line • Recorded three double-doubles • The Lobos' best post defender, usually drawing the opponent's top player • DNP at SDSU (2-1-04) due to a left ankle sprain he suffered in practice the night before.

2002-03 • FRESHMAN SEASON


Played in all 28 games with 20 starts, including the last 15 • Averaged 3.9 ppg, 4.0 rpg and 20.8 mpg in all games, but 4.9 ppg, 4.6 rpg and 26.8 mpg in the MWC • Had 59 points (26-43 FGs, 60%) and 41 rebounds in the last nine games, averages of 6.5 ppg and 4.6 rpg • Led the team in shooting (54.9 FG%) and he shot 57% in MWC contests • Second on the team with 16 blocks, including 11 in conference play.

HIGH SCHOOL

A 2002 graduate of St. Francis High School in San Jose, Calif., the same high school as the late Patrick Dennehy and former Lobo Senque Carey • Played with Dennehy during the 1999-2000 season, when Chiotti was a sophomore and Dennehy was a senior, but did not play with Carey • High school coach was Steve Filios • Helped lead St. Francis to the California Division II state championship game both years • Named first team all-conference and was the Division II NorCal player of the year.

PERSONAL

Born September 9, 1984 • Son of Gerry and Madeline Chiotti • Full name is David Paul Chiotti • Has three older sisters: Tracy, Melissa and Anna • Graduated with a degree in Communications.



CAREER HIGHS

- Points**
24 vs. Sacramento State (12-8-03)
- Rebounds**
12 (Twice) Last vs. Alcorn St. (12-20-05)
- Field Goals**
8 (3 Times) Last at Wyoming (1-14-06)
- Field Goal Attempts**
15 (Twice) Last at Wyoming (1-14-06)
- Three-Point Field Goals**
2 at Utah (1-4-06)
- Three-Point Field Goal Attempts**
4 at Wyoming (1-14-06)
- Free Throws**
12 vs. Sacramento State (12-8-03)
- Free Throw Attempts**
16 vs. Sacramento State (12-8-03)
- Assists**
6 at Colorado State (2-8-06)
- Steals**
5 at Colorado State (2-5-05)
- Blocked Shots**
3 (Twice) Last vs. No. Ariz. (11-27-04)
- Minutes Played**
39 (Twice) Last vs. New Mexico St. (12-13-05)

CHIOTTI'S CAREER STATS

Year	G	GS	FG	FGA	Pct.	3FG	3FGA	Pct.	FT	FTA	Pct.	Pts.	Avg	Off Reb	Def Reb	Tot Reb	Avg	PF	DQ	A	TO	B	S	Min.
2002-03	28	20	45	82	.549	0	0	.000	20	39	.513	110	3.9	37	75	112	4.0	60	1	23	20	16	12	582
2003-04	27	25	125	228	.548	0	0	.000	88	125	.704	338	12.5	47	96	143	5.3	73	1	44	47	14	16	803
2004-05	33	33	129	239	.540	1	4	.250	83	119	.697	342	10.4	55	114	169	5.1	73	2	49	66	20	27	902
2005-06	30	30	128	246	.520	5	21	.238	94	152	.618	355	11.8	42	146	188	6.3	65	0	70	59	24	21	979
Totals	118	108	427	795	.537	6	25	.240	285	438	.651	1,145	9.7	181	431	612	5.2	271	4	186	192	74	76	3,266



KRIS 3 COLLINS

GUARD
6-2 • 195
SAN ANTONIO, TEXAS
IOWA WESTERN CC

GENERAL INFORMATION/CAREER

Excellent transition player, but had foot injuries that hampered him throughout his Lobo career • Had surgery on both feet between his junior and senior seasons • Rated as a top-10 junior college point guard in 2004 by various recruiting analysts • Transferred to UNM from Iowa Western CC where he was a teammate of former Lobo Kyle Prochaska in 2003-04.

2005-06 • SENIOR SEASON

Averaged 5.2 ppg, 2.3 apg and 2.1 rpg • Started 18 games and saw action in all 30 • Led the team in assists seven times and hit double figures in scoring twice • 70 assists on the year tied for second on the team.

2004-05 • JUNIOR SEASON

Started 18 of the first 19 games, averaging 8.0 ppg, 2.2 rpg and led the team with 2.9 apg • Fractured the fifth metatarsal in his right foot in practice on Jan. 26...had surgery on Jan. 31 and missed the last 14 games of the season • Shot 50.9% from the field, including 62.7% from inside the 3-pt. line • Scored in double figures five times.

2003-04 • SOPHOMORE SEASON

Averaged 14.8 points and 3.8 assists per game as the starting point guard at Iowa Western • 1st Team NJCAA All-Region XI • Led the team to a 25-8 record under head coach Jim Morris • Iowa Western sent seven players to Division I schools.

2002-03 • REDSHIRT SEASON

Collins signed with Minnesota but never played for the Gophers • He transferred to Iowa Western CC and sat out the entire season.

2001-02 • FRESHMAN SEASON


Initially signed with Collin County JC in Plano, Texas out of high school • Averaged 16.6 points, 4.3 rebounds, 2.3 steals and 5.7 assists per game for the Express • Earned NJCAA All-Region V honors.

HIGH SCHOOL

2001 graduate of Sam Houston High School in San Antonio, Texas • Collins was an all-state, all-region, all-city and all-district player for head coach Wayne Dickey • Averaged 16 points, 5 rebounds and 7 assists per game during his prep career.

PERSONAL

Born on June 13, 1983 • Collins is the son of Ruby and the late Kirk Collins • Full name is Kristopher Kirk Collins • Finishing his degree in University Studies.

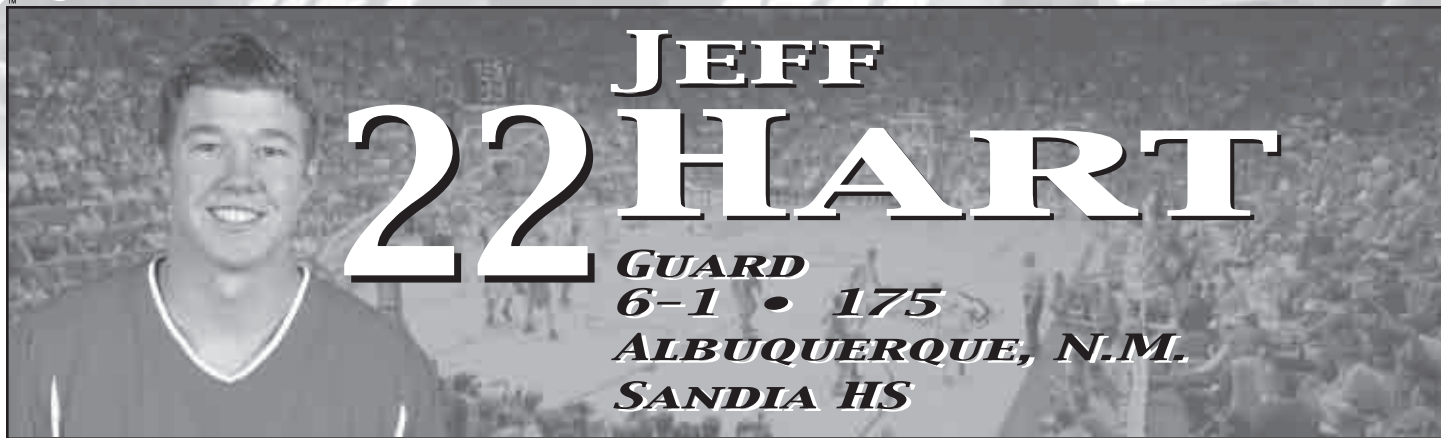


CAREER HIGHS

- Points**
19 vs. Duquesne (11-14-04)
- Rebounds**
5 (4 Times) Last vs. UNLV (3-1-06)
- Field Goals**
7 vs. New Mexico State (12-1-04)
- Field Goal Attempts**
12 vs. Wyoming (1-8-05)
- Three-Point Field Goals**
1 (5 Times) Last vs. UNLV (3-9-06)
- Three-Point Field Goal Attempts**
3 (3 Times) Last vs. Utah (2-4-06)
- Free Throws**
9 vs. Duquesne (11-14-04)
- Free Throw Attempts**
12 vs. Duquesne (11-14-04)
- Assists**
7 vs. UT-Arlington (12-29-05)
- Steals**
3 (4 Times) Last vs. UNLV (3-1-06)
- Blocked Shots**
1 (9 Times) Last at BYU (3-4-06)
- Minutes Played**
38 vs. BYU (2-1-06)

COLLINS' CAREER STATS

Year	G	GS	FG	FGA	Pct.	3FG	3FGA	Pct.	FT	FTA	Pct.	Pts.	Avg	Off Reb	Def Reb	Tot Reb	Avg	PF	DQ	A	TO	B	S	Min.
2004-05	19	18	55	108	.509	3	25	.120	39	68	.574	152	8.0	8	33	41	2.2	38	1	56	43	2	23	464
2005-06	30	18	52	125	.416	5	27	.185	46	68	.676	155	5.2	16	47	63	2.1	56	0	70	54	7	28	676
Totals	49	36	107	233	.459	8	52	.154	85	136	.625	307	6.3	24	80	104	2.1	94	1	126	97	9	51	1,140



JEFF 22 HART

GUARD

6-1 • 175

ALBUQUERQUE, N.M.

SANDIA HS

GENERAL INFORMATION/CAREER

Four-year player who brought a lot of experience to the guard position • Saw action in 97 career games with 12 starts • Former walk-on who was granted a scholarship for the 2004-05 and 2005-06 seasons • Excellent student who was a three-time MWC Scholar Athlete.

2005-06 • SENIOR SEASON

Averaged 3.6 ppg and 14.3 minutes, playing in 27 of 30 games • 3-19 from 3-pt. range in first 14 conference games...13-24 in the last three from behind the arc • Started last three games and responded with 41 points (13.7/game) after scoring a total of 56 in his first 24 games of the season (2.3/game)...he also hit 13-24 threes in the last 3 games (54.2%).

2004-05 • JUNIOR SEASON

Saw action in 24 of 33 games, averaging 1.3 ppg • Started four conference games after Kris Collins was lost for the season due to a foot injury • Scored six points, grabbed five rebounds and dished out three assists in his first start against UNLV, tying a career-high in rebounds and setting a career mark in assists • MWC Scholar Athlete.

2003-04 • SOPHOMORE SEASON

Given the Inspirational Award at the 2004 basketball banquet • MWC Scholar Athlete • Played in 18 games • Averaged 1.2 ppg and 5.2 mpg • 15 points in 50 minutes last 7 games on 5-9 shooting, 2-2 FTs...7 points in 43 minutes the first 21 games.

2002-03 • FRESHMAN SEASON


Played in all 28 games with 5 starts from Dec. 2-21 • Averaged 3.5 ppg, 1.0 rpg, and 15.8 mpg overall, but just 1.5 ppg, 0.5 rpg and 10.4 mpg in MWC games when playing time diminished • 25 of 69 (36%) from 3-point range • Took only 13 shots from inside the arc • Averaged 24.8 mpg first 10 games • MWC Scholar Athlete.

HIGH SCHOOL

A 2002 graduate of Sandia High School in Albuquerque • High school coach was Tom Knauber • Helped lead Sandia to three district championships and one district tournament title • SHS posted a 75-24 record in his four years there • First team all-metro team selection and McDonald's All-American nominee as a senior • Three-time first team all-district selection and received honorable mention as a freshman • Also lettered in track and was a member of Sandia's 5A state champion 400-meter relay team as a junior • State finalist in the long jump as a junior and senior, and in the 100-meter dash as a senior • Named SHS Athlete of the Year in 2002.

PERSONAL

Born December 27, 1982, in Albuquerque • Son of Jay and Carolyne Hart • Full name is Jeffrey Dale Hart • Father played basketball at Central Oklahoma University in the early 1970s • Finishing his degree in Athletic Training.



CAREER HIGHS

- Points**
15 (3 Times) Last vs. UNLV (3-9-06)
- Rebounds**
5 (Twice) Last vs. UNLV (1-29-05)
- Field Goals**
5 (3 Times) Last vs. UNLV (3-9-06)
- Field Goal Attempts**
14 vs. Texas Tech (12-18-02)
- Three-Point Field Goals**
5 (Twice) Last vs. UNLV (3-9-06)
- Three-Point Field Goal Attempts**
11 vs. Texas Tech (12-18-02)
- Free Throws**
4 vs. IPFW (12-6-02)
- Free Throw Attempts**
4 (Twice) Last vs. So. Utah (12-21-02)
- Assists**
6 vs. Mississippi (11-19-05)
- Steals**
5 vs. UNLV (3-9-06)
- Blocked Shots**
1 (4 Times) Last vs. So. Utah (11-20-05)
- Minutes Played**
39 (Twice) Last vs. UNLV (3-9-06)

HART'S CAREER STATS

Year	G	GS	FG	FGA	Pct.	3FG	3FGA	Pct.	FT	FTA	Pct.	Pts.	Avg	Off Reb	Def Reb	Tot Reb	Avg	PF	DQ	A	TO	B	S	Min.
2002-03	28	5	32	82	.390	25	69	.362	10	17	.588	99	3.5	3	24	27	1.0	28	0	23	16	2	5	443
2003-04	18	0	8	17	.471	4	8	.500	2	2	1.000	22	1.2	2	5	7	0.4	13	0	6	4	0	3	93
2004-05	24	4	9	31	.290	6	26	.231	8	10	.800	32	1.3	4	9	13	0.5	18	0	11	7	1	5	152
2005-06	27	3	33	86	.384	29	77	.377	2	4	.500	97	3.6	2	14	16	0.6	38	0	20	8	1	16	386
Totals	97	12	82	216	.380	64	180	.356	22	33	.667	250	2.6	11	52	63	0.6	97	0	60	35	4	29	1,074



MARK 5 WALTERS

GUARD
6-2 • 225
ALBUQUERQUE, N.M.
HIGHLAND HS

GENERAL INFORMATION/CAREER

Two-time all-MWC honoree • Team captain as a senior • Played in 116 career games with 94 starts • Had back surgery on 3/28/05 to repair a bulging disc that had plagued him for two seasons • 1,200 career points, becoming the 24th Lobo to crack the 1,000-point barrier, scoring a career-high 26 points at Wyoming on 1-14-06...the same game teammate and roommate David Chiotti scored his 1,000 career point...17th in career scoring at UNM • 153 career steals is eighth all-time at UNM...Second all-time in the MWC rankings • One of only four Lobos all-time to collect 1,200 points, 450 rebounds, 220 steals and 130 assists...The others are Hunter Greene (1984-88), Charles Smith (1994-97) and Lamont Long (1997-2000) • 15-15 from the FT line in postseason play for his career.

2005-06 • SENIOR SEASON

Named **1st Team All-MWC** • Averaged 15.5 ppg, 4.5 rpg, 3.1 apg and 2.1 spg...second in steals, fifth in scoring in the MWC • Shot 43.6% from the field and 37.7% from 3-pt. range • In conference play averaged 16.1 ppg...fourth in the MWC...Shot 46.9% from the field and 41.1% from 3-pt. range...2.1 spg was second in the MWC • MVP of the Jim Thorpe Classic • 2006 Second Team All-District 13 by the NABC.

2004-05 • JUNIOR SEASON

Honorable mention All-MWC • Started all 33 games at either the point or shooting guard position • Averaged 10.5 ppg, 3.6 rpg, 2.8 apg and 1.3 spg • Primary ball-handler after Kris Collins was lost for the season to a foot injury on Jan. 26, 2005 • Shot 47.8% from the field and 37.2% from 3-pt. range • Scored in double figures 16 times including six of last eight games • Made his last 16 FT attempts...last miss was at UNLV on Feb. 28 • Given the Leadership Award at the 2005 men's basketball banquet

2003-04 • SOPHOMORE SEASON

Played in 25 games, starting 11 • Averaged 4.9 ppg and 2.9 rpg • Tied for the team lead with 10 charges drawn • Fouled out of three conference games.

2002-03 • FRESHMAN SEASON


Played in every game, starting 20, including 10 of the last 11 • Averaged 9.5 ppg, 5.6 rpg, 1.8 apg and 28.1 mpg • Led all MWC freshmen in scoring and rebounding in all games • Second on the team in rebounding (5.6 rpg) • Among UNM freshmen, only current Sacramento King Kenny Thomas had more rebounds (256) than Walters (157) • Scored in double figures nine times • 265 points is the ninth-best total by a Lobo freshman • 52 points the last three games (17.3 ppg) on 20-38 FGs, 4-11 on 3s, 8-9 FTs, plus 23 rebounds, 5 assists and 6 steals.

HIGH SCHOOL

A 2001 graduate of Highland High School in Albuquerque • High school coaches were Raphael Martinez and Bill Harvey • All-state, all-district and all-city selection as a senior • One of 10 local players nominated to the McDonald's All-America game • Named all-district and all-city as a sophomore and a junior • Also played wide receiver for the Hornets' football team • Named all-district, all-city and all-state as a senior on the gridiron • Recruited to play football by UNM as well.

PERSONAL

Born on October 25, 1982, in Albuquerque • Son of Rosita Walters • Full name is Mark Timothy Walters • Has two younger sisters, Fanoy (22) and Leilani (20) • Graduated with a degree in University Studies, concentrating on Sport Management.



CAREER HIGHS

- Points**
26 at Wyoming (1-14-06)
- Rebounds**
14 at Air Force (3-8-03)
- Field Goals**
10 at Wyoming (1-14-06)
- Field Goal Attempts**
21 at San Diego State (1-25-06)
- Three-Point Field Goals**
5 vs. Washington (12-10-05)
- Three-Point Field Goal Attempts**
13 at New Mexico State (12-3-05)
- Free Throws**
11 vs. UTEP (11-26-05)
- Free Throw Attempts**
11 (3 Times) Last at Colorado St. (2-8-06)
- Assists**
12 vs. BYU (3-10-05)
- Steals**
5 (3 Times) Last vs. San Diego St. (1-25-06)
- Blocked Shots**
3 vs. No. Ariz. (11-27-04)
- Minutes Played**
39 (Twice) Last vs. New Mexico St. (12-13-05)

WALTERS' CAREER STATS

Year	G	GS	FG	FGA	Pct.	3FG	3FGA	Pct.	FT	FTA	Pct.	Pts.	Avg	Off Reb	Def Reb	Tot Reb	Avg	PF	DQ	A	TO	B	S	Min.
2002-03	28	20	95	235	.404	28	89	.315	47	70	.671	265	9.5	51	106	157	5.6	68	1	50	46	5	32	788
2003-04	25	11	41	115	.357	16	48	.333	24	33	.727	122	4.9	23	50	73	2.9	64	3	35	36	2	16	504
2004-05	33	33	121	253	.478	35	94	.372	71	95	.747	348	10.5	32	86	118	3.6	75	1	92	55	10	43	974
2005-06	30	30	154	353	.436	57	151	.377	100	142	.704	465	15.5	31	104	135	4.5	86	7	92	78	10	62	974
Totals	116	94	411	956	.430	136	382	.356	242	340	.712	1,200	10.3	137	346	483	4.2	293	12	269	215	27	153	3,240



2005-06 Box Scores

Game 1

South Carolina State 47
New Mexico 56

Nov. 18, 2005 • Albuquerque, N.M. (Jim Thorpe)

NCSU	MP	FG-A	3P-A	FT-A	REB	PF	A	TO	B	S	TP
Mason*	28	5-11	1-3	2-2	2-4-6	4	1	3	0	1	13
Lee*	32	1-5	0-0	1-3	0-5-5	2	0	5	1	2	3
Jones*	39	4-13	1-4	1-2	1-5-6	2	2	0	0	1	10
Baker*	28	4-5	0-1	0-0	0-3-3	3	1	2	0	2	8
Washington*	30	2-4	2-3	0-0	0-1-1	2	2	2	0	0	6
Sago	21	2-5	1-4	0-0	1-1-2	2	2	1	0	0	5
Hutchinson	5	0-0	0-0	0-0	0-0-0	1	0	1	1	0	0
Williams	17	1-1	0-0	0-0	0-1-1	4	1	1	1	0	2
Team					2-3-5						
TOTALS	200	19-44	5-15	4-7	6-23-29	20	9	15	3	6	47
FG% (43.2)		3Pt% (33.3)		FT% (57.1)							
New Mexico	MP	FG-A	3P-A	FT-A	REB	PF	A	TO	B	S	TP
Chiotti*	33	2-6	0-1	7-11	2-4-6	2	2	2	1	1	11
Harden*	25	3-5	1-3	1-2	2-1-3	1	1	0	0	1	8
Danridge*	25	2-3	0-0	4-4	2-1-3	0	2	1	0	0	8
Collins*	26	2-7	0-2	2-3	0-1-1	1	1	1	0	2	6
Walters*	34	5-10	3-7	7-10	0-4-4	4	1	3	0	3	20
Walter	5	0-2	0-2	0-0	0-1-1	0	0	0	0	0	0
Kersten	1	0-0	0-0	0-0	0-0-0	0	0	0	0	0	0
Hart	15	0-3	0-3	0-0	0-0-0	1	1	0	0	0	0
Prentice	13	0-0	0-0	0-0	0-0-0	0	1	0	0	1	0
Toppert	3	0-2	0-2	0-0	0-0-0	0	0	0	0	0	0
Prochaska	12	0-0	0-0	0-0	0-4-4	0	1	0	0	0	0
Faris	2	0-0	0-0	0-0	0-0-0	0	0	0	0	0	0
Box	6	1-3	1-2	0-0	0-0-0	0	0	1	0	1	3
Team					2-5-7						
TOTALS	200	15-41	5-22	21-30	8-21-29	9	10	8	1	9	56
FG% (36.6)		3Pt% (22.7)		FT% (70.0)							
Attendance: 11,602		Technical Fouls: None									
Officials: Hall, Jacobs, George											
UNM's Record: 1-0											
South Carolina State	20		27	-		47					
New Mexico	27		29	-		56					

GAME NOTES

- UNM led 25-10 after Mark Walters hit a 3-pointer with 7:17 remaining in the first half...the Lobos then missed 8 straight shots and committed 2 turnovers before Walters banked in a shot with 1.2 seconds left before halftime...SCSU closed the first half with a 10-2 run
- The Lobos got 3 points off the bench, a 3-pointer from Joel Box in the first half
- UNM scored its fewest points in a season opener since a 54-50 loss to Santa Clara in the 1983 Great Alaska Shootout in Anchorage
- The Lobos scored their fewest points in a home opener since a 56-47 victory over Oregon on Dec. 8, 1961

Game 4

New Mexico 56
Kansas State 68

Nov. 23, 2005 • Manhattan, Kan.

UNM	MP	FG-A	3P-A	FT-A	REB	PF	A	TO	B	S	TP
Chiotti*	34	7-10	0-0	2-5	2-2-4	2	2	2	0	1	16
Danridge*	32	4-6	0-0	0-0	2-2-4	3	3	0	0	1	8
Collins*	34	3-7	0-3	2-2	0-0-0	1	5	4	0	3	8
Walters*	30	6-16	4-10	0-0	1-3-4	3	2	4	1	3	16
Harden*	18	1-2	0-0	0-0	1-2-3	2	3	0	0	2	2
Walter	2	0-1	0-1	0-0	0-0-0	1	0	0	0	0	0
Hart	7	0-2	0-1	0-0	0-0-0	0	0	0	0	0	0
Teague	0+	0-0	0-0	0-0	0-0-0	0	0	0	0	0	0
Prentice	7	0-0	0-0	0-0	0-0-0	0	0	1	0	0	0
Toppert	17	1-2	1-2	0-0	2-1-3	0	1	0	0	1	3
Prochaska	14	1-3	1-3	0-0	0-1-1	4	0	0	0	0	3
Box	5	0-3	0-1	0-0	0-1-1	0	1	0	0	0	0
Team					0-0-0						
TOTALS	200	23-52	6-21	4-7	8-12-20	16	17	10	3	10	56
FG% (44.2)		3Pt% (28.6)		FT% (57.1)							
Kansas State	MP	FG-A	3P-A	FT-A	REB	PF	A	TO	B	S	TP
Martin*	38	9-13	2-3	2-2	1-10-11	2	2	1	0	0	22
Diarra*	26	3-4	0-0	1-2	2-1-3	2	1	1	1	1	7
Harris*	17	1-6	1-3	0-0	0-1-1	0	2	2	0	1	3
Stewart*	28	1-2	1-1	2-2	0-2-2	1	5	5	0	1	5
Wright**	31	3-6	0-0	2-2	0-5-5	3	4	2	0	0	8
Allen	2	0-0	0-0	0-0	0-0-0	0	0	1	0	0	0
Afeli	2	0-0	0-0	0-0	0-0-0	0	0	0	0	0	0
Hoskins	28	6-10	0-1	5-6	3-1-4	2	3	1	0	0	17
Taybron	16	1-4	0-0	0-0	0-2-2	0	1	0	0	1	2
Yearby	3	0-0	0-0	0-0	0-0-0	0	0	0	0	0	0
Hughes	9	2-2	0-0	0-0	0-2-2	2	1	0	0	0	4
Team					3-0-3						
TOTALS	200	26-47	4-8	12-14	9-24-33	12	19	13	1	4	68
FG% (55.3)		3Pt% (50.0)		FT% (85.7)							
Attendance: 5,205		Technical Fouls: None									
Officials: Welmer, Harris, Hillary											
UNM's Record: 3-1											
New Mexico	35		21	-		56					
Kansas State	26		42	-		68					

GAME NOTES

- The Lobos had won 21 straight games - and 28 of 29 - when leading at halftime before the loss at Kansas State...the last setback was at Oregon a year ago...UNM led the Ducks 43-41 before losing 79-75 at Eugene
- The last time New Mexico lost at least a 9-point halftime lead was Jan. 27, 2003, at home to UNLV...UNM led the Runnin' Rebels 41-32 at the break before falling 75-66
- UNM made 12 of its first 16 shots from the floor, including 6 of 9 from 3-point...it finished the game by making just 7 of its last 36 (19%) shots, missing its final 11 tries from 3-point

Game 2

Mississippi 42
New Mexico 95

Nov. 19, 2005 • Albuquerque, N.M. (Jim Thorpe)

Ole Miss	MP	FG-A	3P-A	FT-A	REB	PF	A	TO	B	S	TP
Doyno*	21	3-5	1-3	0-0	0-1-1	1	2	2	0	0	7
Hampton*	16	3-6	0-0	0-0	1-1-2	3	0	0	1	1	6
Curtis*	17	2-4	0-0	0-0	2-1-3	4	3	2	1	1	4
Abernathy*	26	0-6	0-4	0-0	0-3-3	2	0	3	0	0	0
Patterson*	28	0-7	0-5	0-0	1-1-2	1	2	3	3	1	0
Nolen	20	2-6	2-5	0-2	0-3-3	1	1	0	2	0	6
Sanders	14	0-4	0-2	1-2	0-1-1	1	1	0	0	0	1
Hansboro	15	1-6	1-3	0-0	0-1-1	0	0	0	0	0	3
Parnell	17	2-6	0-0	2-3	2-1-3	0	0	0	1	1	6
Smith	14	1-3	0-0	5-6	0-1-1	1	0	0	1	0	7
Team					3-1-4						
TOTALS	200	14-55	4-24	10-15	9-15-24	16	9	11	8	4	42
FG% (25.5)		3Pt% (16.7)		FT% (66.7)							
New Mexico	MP	FG-A	3P-A	FT-A	REB	PF	A	TO	B	S	TP
Chiotti*	20	3-4	0-0	2-2	2-3-5	0	2	0	0	0	8
Harden*	20	4-4	1-1	2-2	0-3-3	1	1	0	0	0	11
Collins*	18	2-5	0-1	0-0	2-0-2	0	0	1	0	0	4
Walters*	22	6-14	3-7	2-2	1-5-6	0	5	4	2	3	17
Danridge*	18	2-6	0-0	2-2	1-2-3	2	0	0	0	1	6
Walter	3	2-2	2-2	0-0	1-1-2	3	0	0	0	0	6
Kersten	9	0-4	0-3	0-0	0-0-0	1	2	0	0	0	0
Hart	15	2-4	2-4	0-0	0-0-0	2	6	0	0	1	6
Teague	7	4-5	2-3	0-0	2-2-4	0	0	1	1	1	10
Prentice	20	3-5	1-2	0-0	0-2-2	0	4	1	0	0	7
Toppert	9	3-3	2-2	3-4	1-3-4	0	0	0	0	0	11
Prochaska	15	2-4	0-0	0-0	1-5-6	0	2	0	0	0	6
Faris	14	0-1	0-0	0-0	1-3-4	3	1	2	0	0	0
Box	10	2-4	1-2	0-0	0-2-2	3	0	0	0	0	5
Team					3-4-7						
TOTALS	200	35-65	14-27	11-12	15-35-50	15	23	9	3	6	95
FG% (53.8)		3Pt% (51.9)		FT% (91.7%)							
Attendance: 12,278		Technical Fouls: None									
Officials: Thornley, Harris, Jacobs											
UNM's Record: 2-0											
Mississippi	15		27	-		42					
New Mexico	44		51	-		95					

GAME NOTES

- The Lobos have won 11 straight home games, 20 of their past 21 and 32 of the last 35
- The 53-point decision ties for the 7th largest win in school history and ties for the 5th-widest margin in The Pit
- It is Ole Miss' worst loss since a 117-62 loss to Georgia in 1991 and ties for the Rebels' 5th-worst loss in school history
- Ole Miss shot 25.5% from the floor, the lowest by a Lobo opponent since Northwestern State was held to 24.2% (15-62) in The Pit on Dec. 28, 2003

Game 5

UTEP 72
New Mexico 76

Nov. 26, 2005 • Albuquerque, N.M.

UTEP	MP	FG-A	3P-A	FT-A	REB	PF	A	TO	B	S	TP
Williams*	28	3-6	0-1	2-3	0-4-4	5	4	3	0	1	8
Tofi*	31	9-16	0-0	1-3	7-5-12	2	2	3	1	1	19
Kimble*	21	3-3	0-0	1-2	1-4-5	3	0	2	0	0	7
Moreno*	28	0-6	0-3	0-0	1-2-3	3	7	3	0	2	0
Henderson*	33	2-11	1-5	0-0	0-3-3	2	5	1	0	2	5
Fuqua	10	1-2	1-1	0-0	0-2-2	4	0	0	0	0	3
Ayala	25	5-9	4-8	5-6	0-1-1	1	3	2	0	2	19
Jackson	15	4-7	0-0	0-0	1-1-2	1	0	0	0	0	8
Thomas	9	1-1	0-0	1-2	0-2-2	0	1	2	0	0	3
Team					1-0-1						
TOTALS	200	28-61	6-18	10-16	11-24-35	21	22	16	1	8	72
FG% (45.9)		3Pt% (33.3)		FT% (62.5)							
UNM	MP	FG-A	3P-A	FT-A	REB	PF	A	TO	B	S	TP
Chiotti*	35	6-11	1-2	3-8	0-8-8	2	5	2	2	2	16
Harden*	18	1-1	1-1	0-0	0-1-1	0	1	0	0	0	3
Danridge*	36	6-11	0-0	2-2	3-1-4	3	4	1	0	0	14
Collins*	29	5-6	1-2	1-3	0-5-5	2	2	4	0	2	12
Walters*	31	2-9	1-4	11-11	1-4-5	1	2	1	0	1	16
Walter											



Game 7

New Mexico 71
No. 12 Washington 81

Dec. 10, 2005 • Anaheim, Calif. (Wooden Classic)

Washington	MP	FG-A	3P-A	FT-A	REB	PF	A	TO	B	S	TP
Jones*	24	4-7	0-2	3-4	3-4-7	4	2	5	0	3	11
Williams*	35	10-16	0-0	2-4	4-2-6	1	3	0	0	2	22
Brockman*	21	2-7	0-0	1-1	2-4-6	2	0	1	0	0	5
Roy*	34	6-12	0-1	6-7	0-4-4	3	3	4	0	0	18
Dentmon*	31	3-8	1-3	3-3	3-3-6	3	2	3	0	2	10
Smith	9	2-4	0-0	0-2	0-0-0	3	1	2	0	1	4
Burmeister	2	0-0	0-0	0-0	0-0-0	1	0	1	0	0	0
Appleby	23	1-4	1-3	0-0	0-0-0	2	1	0	0	0	3
Wallace	6	1-1	0-0	0-0	1-1	1	0	1	0	0	2
Casser	15	3-5	0-0	0-0	2-3-5	0	0	0	0	0	6
Team					0						
TOTALS	200	32-64	2-9	15-21	14-21-35	20	12	17	0	8	81
FG% (50.0)		3Pt% (22.2)		FT% (71.4)							

New Mexico	MP	FG-A	3P-A	FT-A	REB	PF	A	TO	B	S	TP
Chiotti*	29	3-4	0-0	2-3	1-2-3	4	1	4	0	0	8
Harden*	6	0-0	0-0	0-0	1-1-2	1	0	4	0	0	0
Collins*	27	0-1	0-0	3-4	0-2-2	3	6	4	0	0	3
Walters*	33	8-15	5-9	0-2	1-3-4	3	3	5	0	5	21
Danridge*	35	7-11	0-1	1-2	0-1-1	2	0	3	0	0	15
Kersten	19	1-4	1-3	0-0	0-0-0	0	3	1	0	0	3
Hart	9	0-3	0-2	0-0	0-1-1	1	0	0	0	1	0
Toppert	3	0-1	0-1	0-0	0-0-0	0	0	0	0	0	0
Prochaska	25	5-8	0-0	0-2	4-5-9	3	2	0	1	0	10
Faris	1	0-0	0-0	0-0	0-0-0	1	0	1	0	0	0
Box	13	4-4	1-1	4-4	1-4-5	3	1	0	0	0	11
Team					1-1-2						
TOTALS	200	27-50	7-17	10-17	9-20-29	21	16	22	1	6	71
FG% (54.0)		3Pt% (41.2)		FT% (58.8)							

Attendance: 13,454 Technical Fouls: None
Officials: Greenwood, Hughes, Connolly UNM's Record: 4-3

New Mexico	26	45	-	71
Washington	43	38	-	81

GAME NOTES

- UNM nearly erased a 20-point deficit vs. the nation's 12th-ranked team in the Wooden Classic...Lobos trailed 41-21 late in the first half and 53-38 in the second...a 13-2 run cut the Huskies' lead to 58-57 with 11:05 remaining
- New Mexico a season-high 22 turnovers, 10 of those in the first eight minutes of the game...UNM had been averaging less than 10 a game
- The Lobos shot a season-high 54% from the floor after starting 1-10...only the third loss in the past 43 games when shooting better than the opponent
- Career-high points and rebounds for Box and Prochaska
- Walters a season scoring high and he set a career high for 3s, while tying a career best for steals
- UW a 19-8 edge on second-chance points
- Former Lobos Jamaal Williams hurt his former team with a game-high 22

Game 10

Alcorn State 75
New Mexico 87

Dec. 20, 2005 • Albuquerque, N.M.

Alcorn St.	MP	FG-A	3P-A	FT-A	REB	PF	A	TO	B	S	TP
Jackson*	38	14-19	2-3	3-4	2-5-7	3	1	1	0	0	33
Douglass*	34	4-8	4-8	0-0	0-0-0	2	1	3	0	1	12
Kendrick*	11	1-3	0-1	0-0	0-3-3	5	1	0	0	0	2
Thompson*	32	7-14	1-5	5-6	0-2-2	5	4	3	0	1	20
Frazier*	31	2-3	2-2	0-0	0-3-3	0	9	3	0	2	6
Calahan	0+	0-0	0-0	0-0	0-0-0	0	0	0	0	0	0
Reed	12	0-5	0-2	0-0	3-2-5	2	0	1	0	0	0
Ford	3	0-1	0-0	0-0	1-2-3	0	0	0	0	0	0
Wyatt	0+	0-0	0-0	0-0	0-0-0	1	0	0	0	0	0
Williams	10	0-2	0-1	0-1	0-1-1	1	0	0	0	0	0
Horton	11	0-2	0-1	0-0	0-0-0	4	0	0	0	0	0
Washington	18	1-2	0-0	0-0	2-4-6	4	2	0	0	0	2
Team					1-1-2						
TOTALS	200	29-59	9-23	8-11	9-23-32	27	18	13	1	4	75
FG% (49.2)		3Pt% (39.1)		FT% (72.7)							

New Mexico	MP	FG-A	3P-A	FT-A	REB	PF	A	TO	B	S	TP
Chiotti*	31	4-5	0-0	8-11	2-10-12	1	1	1	2	0	16
Danridge*	29	5-8	0-0	5-6	1-0-1	0	0	0	0	1	15
Prochaska*	15	2-4	0-1	0-0	3-2-5	1	2	0	0	0	4
Walters*	26	1-7	0-3	5-8	0-2-2	1	2	1	0	1	7
Kersten*	27	3-8	2-4	4-4	1-4-5	1	4	0	0	1	12
Walter	7	2-3	2-3	0-0	0-0-0	1	2	0	0	1	6
Collins	16	2-4	0-2	5-8	0-0-0	3	1	1	0	1	9
Hart	8	0-0	0-0	0-0	0-1-1	2	1	0	0	0	0
Prentice	5	1-1	1-1	0-0	0-1-1	1	1	1	0	0	3
Harden	18	4-5	1-2	4-4	1-0-1	4	0	2	0	1	13
Toppert	9	0-1	0-1	0-0	0-0-0	0	0	1	0	0	0
Faris	1	0-0	0-0	0-0	0-0-0	0	0	1	0	0	0
Box	8	0-2	0-1	0-2	0-3-3	1	0	0	0	0	2
Team					0-1-1						
TOTALS	200	24-48	6-18	33-43	8-23-31	16	15	8	2	6	87
FG% (50.0)		3Pt% (33.3)		FT% (76.7)							

Attendance: 13,454 Technical Fouls: None
Officials: Jacobs, George, Brown UNM's Record: 7-3

Alcorn State	31	44	-	75
New Mexico	41	46	-	87

GAME NOTES

- New Mexico won its 16th straight game at The Pit, matching the sixth-longest home streak in school history. It's UNM's most successful string since also taking 16 straight from Nov. 13, 1998 to Feb. 1, 1999. The Lobos' last home loss was nearly a year ago, an 81-74 setback to No. 5 Wake Forest on Dec. 22, 2004.
- UNM improved to 4-0 all-time against Alcorn State and 19-1 overall against teams from the Southwestern Athletic Conference.
- All 13 UNM players in uniform got in the game and 12 played at least 5 minutes.

Game 8

New Mexico State 68
New Mexico 71

Dec. 13, 2005 • Albuquerque, N.M.

NMSU	MP	FG-A	3P-A	FT-A	REB	PF	A	TO	B	S	TP
Fisher*	38	4-7	0-0	2-6	2-7-9	5	2	3	1	2	10
Nelson*	41	8-13	0-0	7-8	2-3-5	4	3	3	1	8	23
Davis*	36	3-7	2-4	2-3	0-0-0	2	3	3	0	1	11
Ingram*	39	5-10	1-5	0-2	0-3-3	1	1	5	0	0	10
Knauber*	23	1-4	1-3	0-0	1-1-2	0	1	1	0	0	3
Mitchell	37	4-11	1-3	2-2	0-2-2	4	4	2	0	2	11
Lawrence	3	0-1	0-0	0-0	1-0-1	1	0	0	0	0	0
Ford	8	0-0	0-0	0-0	0-2-2	1	0	2	0	0	0
Team					4-3-7						
TOTALS	225	25-53	5-15	13-21	10-21-31	17	14	19	2	13	68
FG% (47.2)		3Pt% (33.3)		FT% (61.9)							

New Mexico	MP	FG-A	3P-A	FT-A	REB	PF	A	TO	B	S	TP
Chiotti*	39	4-7	0-1	5-8	2-3-5	4	2	3	2	3	13
Danridge*	40	4-9	0-1	1-2	2-2-4	2	3	4	0	1	9
Prochaska*	27	4-6	1-3	0-0	1-2-3	5	3	3	0	0	9
Collins*	14	1-2	0-1	0-0	0-1-1	0	2	3	0	0	2
Walters*	39	6-12	3-5	5-8	1-6-7	4	2	2	2	2	20
Walter	3	0-2	0-2	0-0	0-1-1	0	0	1	0	0	0
Kersten	20	3-4	2-3	0-0	0-1-1	1	0	0	0	1	8
Hart	14	0-1	0-1	0-0	1-1-2	3	0	2	0	0	0
Harden	11	0-0	0-0	0-1	0-2-2	0	2	2	0	2	0
Toppert	5	1-2	1-1	0-0	2-1-3	0	0	0	0	0	3
Box	13	3-8	1-3	0-0	2-0-2	0	1	1	1	1	7
Team					2-1-3						
TOTALS	225	26-53	8-21	11-19	13-21-34	19	15	21	5	10	71
FG% (49.1)		3Pt% (38.1)		FT% (57.9)							

Attendance: 15,480 Technical Fouls: None
Officials: McCall, Whitehead, Gabutero UNM's Record: 5-3

NMSU	32	26	10	68
New Mexico	28	30	13	71

GAME NOTES

- New Mexico leads the series 104-92, including 3 of the last 4...UNM leads 28-13 in The Pit, including 4 of the last 5...Head coach Ritchie McKay is now 4-4 in his career vs. NMSU (3-1 at home)
- UNM is 5-0 at The Pit this year with a 14-game winning streak...Last home loss: Dec. 22, 2004 to No. 5 Wake Forest, 81-64...New Mexico's longest home winning streak since 16 straight from Nov. 13, 1998 to Feb. 1, 1999.
- Lobos' first overtime game since Jan. 18, 2003 (85-81 loss at Wyoming)...Last OT game at The Pit - Feb. 5, 2002 (84-81 UNM win over UNLV)...UNM 44-31 all-time in OT, including 15-12 in The Pit...11th time Lobos-Aggies have gone to OT (6-5 UNM)...5th time in Albuquerque (5-4 UNM)...Last time a 79-68 NMSU win in The Pit on Jan. 6, 2001...McKay 1-1 in OT at UNM and 3-5 in his career.
- UNM 2nd straight game with 20+ turnovers...No more than 12 turnovers in the first 6 games (9.8 avg.)

Game 11

New Mexico 56
San Diego 63

Dec. 22, 2005 • San Diego, Calif.

New Mexico	MP	FG-A	3P-A	FT-A	REB	PF	A	TO	B	S	TP
Chiotti*	31	5-8	0-0	0-0	2-8-10	4	0	3	2	0	10
Danridge*	24	3-4	0-0	4-6	1-2-3	0	0	3	0	3	10
Walters*	33	5-12	0-2	3-10	1-3-4	5	3	2	0	2	13
Kersten*	23	2-6	1-3	0-0	0-						



2005-06 Box Scores

Game 13

UT-Arlington 51
New Mexico 63

Dec. 29, 2005 • Albuquerque, N.M.

UTA	MP	FG-A	3P-A	FT-A	REB	PF	A	TO	B	S	TP
Griffin*	32	9-10	0-0	1-6	3-36	2	0	0	1	0	19
Thomas*	25	1-2	0-0	2-4	1-12	3	2	5	2	2	4
Henderson*	12	0-3	0-1	0-0	0-55	1	1	0	0	0	0
Howell*	38	5-10	3-6	3-3	0-00	3	2	1	0	4	16
Dawkins*	23	0-4	0-3	0-0	0-22	0	3	1	0	1	0
Epps	12	0-2	0-2	1-2	0-00	1	2	1	0	0	1
Guidry	6	0-0	0-0	0-1	1	2	2	0	0	0	0
Long	21	1-6	1-5	0-0	0-1-1	2	1	2	0	1	3
Vereen	6	0-1	0-0	0-2	2-2	1	1	1	0	0	0
Posey	25	4-9	0-1	0-2	4-59	3	1	1	1	0	8
Team					2-24						
TOTALS	200	20-47	4-18	7-17	10-22-32	18	14	14	4	8	51
FG% (42.6)		3Pt% (22.2)		FT% (41.2)							

New Mexico	MP	FG-A	3P-A	FT-A	REB	PF	A	TO	B	S	TP
Chiotti*	37	4-6	1-1	2-4	3-8-11	0	3	2	2	0	11
Danridge*	31	5-10	0-1	3-4	2-35	1	3	0	0	1	13
Collins*	26	2-4	0-1	1-2	0-1-1	1	7	1	0	0	5
Walters*	29	4-8	2-4	2-5	1-45	5	1	1	0	2	12
Kersten*	35	6-11	2-5	2-2	1-34	1	1	2	0	1	16
Walter	1	0-1	0-1	0-0	0-00	0	0	0	0	1	0
Hart	17	1-5	1-5	0-0	0-00	3	0	0	0	1	3
Harden	3	0-0	0-0	0-2	2-02	0	0	2	0	1	0
Toppert	3	0-2	0-1	0-0	0-00	0	0	0	0	0	0
Prochaska	13	1-3	0-0	1-2	2-13	3	0	1	0	1	3
Faris	5	0-0	0-0	0-1	1-1	2	0	0	0	0	0
Team					0-22						
TOTALS	200	23-50	6-19	11-21	11-23-34	18	15	10	2	8	63
FG% (46.0)		3Pt% (31.6)		FT% (52.4)							

Attendance: 11,727 Technical Fouls: None
 Officials: Gabutero, Self, Scypers UNM's Record: 9-4
 UT-Arlington 17 34 - 51
 New Mexico 26 37 - 63

GAME NOTES

- UNM improved to 70-12 in the Lobo Invitational and won the championship game for the 29th time in 41 tournaments...New Mexico won the tournament title 9 of the last 11 years...Chris Oliver (Radford), Jarrett Howell (UT-Arlington), Ryan Kersten (New Mexico)
- Jermaine Griffin (UT-Arlington), David Chiotti (New Mexico) - MVP made the All-Tournament team.
- Freshman guard Ryan Kersten scored a career-high with 16 points on career-highs of 6 FGs and 11 FT attempts...Kersten was 2-5 from 3-point range tonight and is now 13-25 (52%) from beyond the arc over the past 6 games, including 12-22 (53%) in his last 5 games at The Pit...Kersten is the first Lobo freshman to earn a spot on the Lobo Invitational all-tournament team since Marlon Parmer in 1999.

Game 16

TCU 54
New Mexico 56

Jan. 11, 2006 • Albuquerque, N.M.

TCU	MP	FG-A	3P-A	FT-A	REB	PF	A	TO	B	S	TP
Stubbs*	21	2-6	0-2	2-2	4-6-10	4	0	3	0	0	6
Chinweze*	29	3-8	0-0	0-0	1-23	2	0	0	1	3	6
Hackett*	32	2-12	2-9	0-1	1-34	2	3	2	0	0	6
Murry*	38	4-14	2-7	8-8	1-45	1	4	2	0	1	18
Owens*	28	2-5	2-4	2-2	1-12	3	3	0	0	0	8
Masters	1	0-0	0-0	0-0	0-00	0	0	0	0	0	0
Ibikunle	18	2-2	0-0	0-0	1-12	2	0	0	0	0	4
Dougherty	8	0-0	0-0	0-0	0-00	0	0	0	0	0	0
Adams	12	2-4	2-3	0-0	1-0-1	2	0	3	0	1	6
Pierce	12	0-1	0-1	0-0	0-33	2	0	0	0	0	0
Taylor	1	0-0	0-0	0-0	0-00	0	0	0	0	0	0
Team					0-1-1						
TOTALS	200	17-52	8-26	12-13	10-21-31	16	12	11	1	5	54
FG% (32.7)		3Pt% (30.8)		FT% (92.3)							

New Mexico	MP	FG-A	3P-A	FT-A	REB	PF	A	TO	B	S	TP
Chiotti*	35	3-8	0-0	6-8	1-12	3	2	2	0	1	12
Danridge*	17	1-5	0-1	0-3	1-23	0	0	2	0	0	2
Prochaska*	18	4-7	1-2	0-0	3-25	1	1	2	0	0	9
Walters*	34	3-7	1-2	3-4	1-56	4	4	5	0	0	10
Kersten*	26	3-6	1-4	2-2	1-45	1	2	3	0	0	9
Walter	4	0-2	0-2	0-0	0-22	1	0	0	0	0	0
Collins	21	0-0	0-0	0-0	0-33	3	2	0	0	0	0
Hart	3	0-2	0-2	0-0	0-00	2	0	0	0	0	0
Prentice	17	3-3	2-2	0-0	0-00	0	0	0	0	1	8
Toppert	5	1-2	1-2	0-0	0-00	0	0	0	0	0	3
Faris	3	0-1	0-1	0-0	0-00	0	0	0	0	0	0
Box	17	1-3	1-3	0-0	0-44	0	0	1	0	0	3
Team					2-24						
TOTALS	200	19-46	7-21	11-17	9-25-34	15	11	15	0	2	56
FG% (41.3)		3Pt% (33.3)		FT% (64.7)							

Attendance: 11,920 Technical Fouls: None
 Officials: McCall, Cartmell, Kennedy UNM's Record: 11-5
 TCU 27 27 - 54
 New Mexico 28 28 - 56

GAME NOTES

- New Mexico extended its home winning streak to 20 games...UNM has won 29 of its past 30 and 41 of its last 44 in The Pit...the Lobos have also won 9 straight MWC home games and are 14-1 in their past 15 conference games in The Pit.
- The game featured 14 lead changes and 8 ties...there were 8 lead changes in the 2nd half
- UNM outscored TCU 9-0 over the final 4:20 of the game, erasing a 54-47 Horned Frog lead...TCU missed its last seven FGs.
- TCU's 32.7 FG percentage was the second-lowest by a UNM opponent this year...Mississippi shot 25.5% from the floor in a 95-42.

Game 14

New Mexico 49
Utah 64

Jan. 4, 2006 • Salt Lake City, Utah

New Mexico	MP	FG-A	3P-A	FT-A	REB	PF	A	TO	B	S	TP
Chiotti*	32	4-9	2-3	4-3	1-3-4	2	0	3	0	1	13
Danridge*	25	3-8	0-0	1-1	0-1-1	1	2	4	0	1	7
Collins*	29	0-4	0-0	1-2	0-00	1	0	0	0	0	1
Walters*	20	6-13	3-5	4-5	1-5-6	4	1	1	1	0	19
Kersten*	27	1-5	1-3	0-0	0-1-1	2	1	0	0	0	3
Walter	5	0-1	0-1	0-0	0-2-2	1	0	0	0	0	0
Hart	18	1-3	1-3	0-0	1-0-1	1	2	1	0	1	3
Prentice	12	0-1	0-1	0-0	0-3-3	0	0	0	0	1	0
Harden	1	0-0	0-0	0-0	0-00	0	0	1	0	0	0
Toppert	5	0-1	0-1	0-0	0-00	0	0	0	0	0	0
Prochaska	17	1-3	0-2	1-2	1-0-1	2	1	0	0	0	3
Faris	9	0-1	0-0	0-0	1-1-2	2	2	0	0	0	0
Team					2-4-6						
TOTALS	200	16-49	7-19	10-14	7-20-27	16	9	10	1	4	49
FG% (32.7)		3Pt% (36.8)		FT% (71.4)							

Utah	MP	FG-A	3P-A	FT-A	REB	PF	A	TO	B	S	TP
Markson*	37	10-13	3-4	1-1	2-6-8	2	2	1	1	2	24
Jackson*	21	2-3	0-0	0-4	3-1-4	3	0	3	0	0	4
Bryant*	33	4-12	3-8	2-2	1-3-4	1	4	1	0	2	13
Bohra*	25	1-5	0-3	1-2	1-2-3	3	1	2	0	0	3
Grant*	23	1-2	1-2	0-0	1-4-5	3	2	1	1	1	3
Iverson	1	0-0	0-0	0-0	0-00	0	0	0	0	0	0
Green	26	0-5	0-4	2-2	2-5-7	1	4	2	0	1	2
Johns	15	3-6	1-4	1-1	0-00	1	0	2	0	0	8
Nevill	18	3-3	0-0	1-5	0-5-5	2	0	0	0	0	7
Langvad	1	0-0	0-0	0-0	0-00	0	0	0	0	0	0
Team					0-2-2						
TOTALS	200	24-49	8-25	8-17	10-28-38	16	13	12	2	6	64
FG% (49.0)		3Pt% (32.0)		FT% (47.4)							

Attendance: 9,433 Technical Fouls: None
 Officials: Hicks, Stith, Curry UNM's Record: 9-5
 New Mexico 25 24 - 49
 Utah 29 35 - 64

GAME NOTES

- The Lobos have lost 17 straight to Utah in Salt Lake and are now 5-50 all-time against the Utes in Salt Lake since the series started in 1952
- Utah snapped the Lobos' nine-game winning streak against Mountain West Conference competition
- The Lobos scored their fewest points of the season and had their worst shooting game of the season, making 32.6% (16-49)...the previous lows were 56 points on three occasions and 33.9% (19-56) shooting at New Mexico State
- Mark Walters' 3-pointer in the first half provided UNM with a 3-point FG in its 500th straight game...the last time the Lobos failed to hit a 3 was Jan. 3, 1991, when they went 0-8 against Colorado State

Game 17

New Mexico 70
Wyoming 77

Jan. 14, 2006 • Laramie, Wyo.

New Mexico	MP	FG-A	3P-A	FT-A	REB	PF	A	TO	B	S	TP
Danridge*	27	2-4	0-0	2-3	0-3-3	1	0	0	0	0	6
Prochaska*	19	1-1	1-1	0-0	0-0-0	2	0	0	0	0	3
Chiotti*	33	8-15	1-4	2-6	1-3-4	2	1	0	1	0	19
Walters*	33	10-16	2-3	4-7	4-2-6	2	2	2	0	4	26
Kersten*	26	0-2	0-2	0-0	0-2-2	1	4	2	0	0	0
Walter	6	1-3	1-3	0-0	0-0-0	1	1	0	0	0	3
Collins	12	0-1	0-0	0-0	0-1-1	3	2	0	0	0	0
Hart	8	1-2	0-1	0-0	0-0-0	0	0	0	0	0	2
Prentice	13	2-5	0-1	1-3	1-0-1	2	1	2	0	1	5
Toppert	5	1-1	0-0	0-0	0-1-1	1	0	1	0	0	2
Faris	7	1-3	0-2	0-0	0-3-3	2	1	0	0	0	2
Box	11	1-3	0-1	0-0	0-2-2	0	1	0	1	0	2
Team					0-0-0						
TOTALS	200	28-56	5-18	9-19	6-17-23	17	13	9	2	5	70
FG% (50.0)		3Pt% (27.8)		FT% (47.4)							

Wyoming	MP	FG-A	3P-A	FT-A	REB	PF	A	TO	B	S	TP
Williams*	28	5-8	0-0	1-1	2-4-6	3	0	0	5	0	10
Leven*	29	6-12	2-6	2-2	0-4-4	3	1	3	0	0	16
Wabington*	31	3-5	0-0	0-0	1-7-8	2	1	4	0	0	6
Jones*	36	0-3	0-1	6-6	0-3-3	0	7	3	0	0	6
Ewing*	34	6-8	4-4	7-8	0-2-2	4	7	3	0	1	23
Lewis	12	1-3</									



Game 19

New Mexico 69
San Diego State 75

Jan. 25, 2006 • San Diego, Calif.

New Mexico	MP	FG-A	3P-A	FT-A	REB	PF	A	TO	B	S	TP
Chiotti*	37	5-10	0-1	0-0	0-5-5	4	2	0	0	0	10
Prochaska*	30	5-7	1-3	0-0	1-1-2	3	1	0	1	3	11
Walters*	34	9-21	3-8	4-4	2-2-4	2	4	1	0	5	25
Kersten*	16	1-5	0-2	0-0	1-1-2	3	0	3	0	1	2
Danridge*	26	4-5	0-0	3-4	2-0-2	2	0	1	0	1	26
Walter	1	0-0	0-0	0-0	0-0-0	1	0	0	0	0	0
Collins	18	2-4	0-0	1-1	0-2-2	3	2	4	0	2	5
Hart	8	0-0	0-0	0-0	0-0-0	1	0	1	0	1	0
Harden	18	1-1	1-1	0-0	1-1-2	1	1	1	0	2	3
Toppert	1	0-0	0-0	0-0	0-0-0	0	0	0	0	0	0
Faris	11	1-2	0-1	0-0	1-0-1	1	0	0	0	0	2
Team					0-1-1						
TOTALS	200	28-55	5-16	8-9	8-13-23	21	10	11	1	15	69
FG% (50.9)		3Pt% (31.3)			FT% (88.9)						

SDSU	MP	FG-A	3P-A	FT-A	REB	PF	A	TO	B	S	TP
Spain*	27	5-6	3-3	1-2	0-4-4	3	2	1	0	2	14
Abukar*	33	4-7	0-0	4-4	1-1-2	1	3	0	2	1	12
Slaughter*	38	4-6	0-0	10-13	1-3-4	2	2	3	0	0	18
Heath*	34	3-9	2-4	2-2	1-5-6	0	6	7	0	0	10
Williams*	30	1-2	0-0	3-3	0-1-1	2	3	4	0	2	5
Sharper	28	4-6	4-6	0-0	0-1-1	0	0	2	0	1	12
Davis	8	2-2	0-0	0-0	2-2-4	2	0	1	0	0	4
Camara	2	0-0	0-0	0-0	0-0-0	0	0	0	0	0	0
Team					0-1-1						
TOTALS	200	23-38	9-13	20-24	5-18-23	10	16	18	2	6	75
FG% (60.5)		3Pt% (69.2)			FT% (83.3)						

Attendance: 7,642 Technical Fouls: None
Officials: Thornley, Hicks, McCroy UNM's Record: 12-7

New Mexico	32	37	-	69
San Diego State	43	32	-	75

GAME NOTES
 • New Mexico trailed 50-35 early in the second half, but cut the margin to 60-57 on a basket by David Chiotti
 • San Diego State shot 61% (23-38) from the floor, the best shooting against the Lobos this year...the previous high was 55.3% by Kansas State and Wyoming...the 61% is actually the highest against New Mexico since Utah made 63% (27-43) last year in Salt Lake City
 • Under Ritchie McKay, New Mexico had been 32-5 when shooting at least 50% from the floor...the Lobos made 51% (28-55) tonight and have hit at least 50% in three consecutive games...UNM came into the game converting just 43% of its shots away from The Pit this season
 • Walters' numbers the past 3 games: 71 points (23.7 ppg) on 26-49 FGs, 9-17 on 3s, 10-14 FTs, 18 rebounds and 9 steals...he is shooting 52% (14-27) from 3-point in MWC games

Game 22

Utah 53
New Mexico 64

Feb. 4, 2006 • Albuquerque, N.M.

Utah	MP	FG-A	3P-A	FT-A	REB	PF	A	TO	B	S	TP
Markson*	33	3-10	0-1	7-8	4-2-6	1	2	5	0	1	13
Green*	29	4-4	3-3	0-0	1-4-5	3	2	2	0	0	11
Nevill*	22	1-6	0-0	1-2	2-4-6	2	0	2	0	0	3
Bryant*	33	5-13	2-7	3-3	0-1-1	2	1	4	0	3	15
Grant*	28	1-1	1-1	2-2	0-4-4	1	4	2	0	1	5
Borha	8	0-1	0-1	0-0	0-1-1	1	1	1	0	0	0
Drisdorn	12	0-0	0-0	2-2	0-0-0	1	0	0	0	0	2
Jackson	15	1-1	0-0	0-0	0-0-0	2	0	1	0	0	2
Johns	6	0-2	0-2	0-0	0-1-1	1	0	1	0	1	0
Langvad	14	1-3	0-0	0-0	2-0-2	1	0	1	0	1	2
Team					0-1-1						
TOTALS	200	16-41	6-15	15-17	9-18-27	15	10	19	2	7	53
FG% (39.0)		3Pt% (40.0)			FT% (88.2)						

New Mexico	MP	FG-A	3P-A	FT-A	REB	PF	A	TO	B	S	TP
Chiotti*	35	4-13	0-1	6-6	0-4-4	0	1	1	0	3	14
Danridge*	21	0-3	0-0	0-0	1-1-2	0	0	1	0	1	0
Box*	25	4-6	1-2	3-4	1-4-5	1	1	0	1	2	12
Walters*	33	5-9	1-3	3-4	0-0-0	3	5	2	1	2	14
Kersten*	12	0-4	0-1	0-0	0-0-0	1	0	2	0	0	0
Walter	0+	0-0	0-0	0-0	0-0-0	0	0	0	0	0	0
Collins	20	2-5	1-3	3-3	0-2-2	1	0	2	0	2	8
Prentice	13	2-2	0-0	0-0	0-0-0	2	1	1	0	0	4
Harden	17	1-1	1-1	0-0	0-3-3	2	2	1	0	1	3
Toppert	3	0-0	0-0	0-0	0-1-1	0	0	0	0	0	0
Prochaska	20	4-6	1-2	0-0	5-0-5	5	1	0	0	1	9
Faris	1	0-0	0-0	0-0	0-0-0	0	0	0	0	0	0
Team					2-1-3						
TOTALS	200	22-49	5-13	15-17	9-16-25	15	11	11	2	12	64
FG% (44.9)		3Pt% (38.5)			FT% (88.2)						

Attendance: 14,101 Technical Fouls: None
Officials: Reischling, Curry, Christman UNM's Record: 13-9

GAME NOTES
 • New Mexico snapped a 3-game losing streak...the Lobos have never lost four straight games under head coach Ritchie McKay
 • The Lobos have won 4 in a row over Utah in The Pit...Ritchie McKay is 6-5 in his career against Utah, 4-0 in Albuquerque
 • The Lobos have won 22 of their past 23 in The Pit, and 31 of the past 33
 • The 53 points scored by Utah are the fewest allowed by UNM in MWC play this season...its also the fewest points Utah has scored against the Lobos since a 56-53 UNM victory in Las Vegas on March 9, 2001
 • The 21 first-half points by Utah are the fewest allowed by UNM in any half of an MWC game this season
 • The Lobos are 7-0 when holding opponents under 60 points, 3-0 in MWC games

Game 20

New Mexico 56
UNLV 67

Jan. 28, 2006 • Las Vegas, Nev.

New Mexico	MP	FG-A	3P-A	FT-A	REB	PF	A	TO	B	S	TP
Chiotti*	33	4-9	0-0	5-7	1-2-3	1	2	2	0	1	13
Prochaska*	30	2-6	1-3	0-0	4-1-5	0	1	1	0	1	5
Walters*	38	5-13	1-5	0-1	1-6-7	2	4	6	0	3	11
Kersten*	22	4-12	0-4	0-0	0-3-3	2	1	0	0	1	8
Danridge*	34	4-7	1-2	0-0	0-1-1	3	0	2	0	0	9
Walter	3	1-1	1-1	0-0	0-1-1	2	0	0	0	0	3
Collins	8	1-2	0-0	2-2	0-0-0	2	0	1	0	0	4
Hart	7	0-0	0-0	0-0	0-0-0	0	0	0	0	0	0
Prentice	5	1-2	1-2	0-0	0-0-0	0	0	1	0	1	3
Harden	8	0-0	0-0	0-0	0-0-0	0	0	0	0	0	0
Toppert	2	0-0	0-0	0-0	0-0-0	0	0	0	0	0	0
Faris	10	0-1	0-0	0-0	0-1-1	2	0	0	0	0	0
Team					2-1-3						
TOTALS	200	22-53	5-17	7-10	8-16-24	14	8	13	0	7	56
FG% (41.5)		3Pt% (29.4)			FT% (70.0)						

UNLV	MP	FG-A	3P-A	FT-A	REB	PF	A	TO	B	S	TP
Amindson*	31	4-9	0-0	4-4	4-4-8	1	1	4	2	3	12
Terry*	36	3-7	1-3	0-0	0-1-1	2	7	2	0	1	7
Villepigue*	20	2-3	0-0	0-0	0-3-3	0	1	1	0	0	4
Adams*	34	4-9	3-6	2-3	1-5-6	2	3	3	0	2	13
Petrimouk*	27	2-4	1-2	2-2	0-3-3	1	7	3	0	1	7
White	20	8-10	0-1	0-0	0-5-5	3	1	2	1	2	16
Morgan	15	0-1	0-0	0-0	0-0-0	0	2	1	0	0	0
Darger	10	1-3	1-3	0-0	0-0-0	1	2	0	0	1	3
Essengue	7	2-4	0-0	1-2	3-0-3	1	0	0	0	0	5
Team					2-4-6						
TOTALS	200	26-50	6-15	9-11	10-25-35	11	24	16	3	10	67
FG% (52.0)		3Pt% (40.0)			FT% (81.8)						

Attendance: 13,365 Technical Fouls: None
Officials: Staffen, Hartzell, Irving UNM's Record: 12-8

New Mexico	31	25	-	56
UNLV	36	31	-	67

GAME NOTES
 • The Lobos, who trailed 41-31 early in the second half, took a 56-55 lead with 5:03 remaining on freshman Ryan Kersten's second straight driving layup...however, UNM never scored again as UNLV finished with the last 12 points of the game...the missed their last 11 shots from the floor, plus one free throw and they committed 3 turnovers on their final 11 possessions
 • UNLV shot 52% for the game, making 26 of 50 shots...the past four games, UNM has a 1-3 record, and opponents have shot 54% (97-181) from the field, including 45% (29-64) from 3-point...the Lobos are 0-6 this year when allowing the opposition to shoot 50% or better from the floor
 • Sophomore Tony Danridge hit the first 3-pointer of his career...it came at the end of the shot clock early in the second half...Danridge had been 0 for 6 from 3 in his career

Game 23

New Mexico 80
Colorado State 78

Feb. 8, 2006 • Fort Collins, Colo.

New Mexico	MP	FG-A	3P-A	FT-A	REB	PF	A	TO	B	S	TP
Chiotti*	36	6-11	0-0	2-5	4-4-8	3	6	1	1	0	14
Box*	20	5-11	0-2	1-2	2-0-2	3	0	0	2	1	7
Walters*	34	5-11	3-6	8-11	2-3-5	5	5	1	0	3	21
Kersten*	10	0-0	0-0	1-2	0-0-0	1	1	1	0	0	1
Danridge*	8	0-2	0-0	0-0	0-1-1	1	1	0	0	0	0
Walter	6	2-3	2-3	2-2	0-1-1	1	0	0	0	0	8
Collins	30	4-6	1-2	4-6	1-4-5	1	3	1	1	2	13
Prentice	8	2-3	1-2	1-1	0-0-0	0	0	0	0	0	6
Harden	7	1-3	0-1	0-0	0-0-0	1	0	0	0	0	2
Toppert	14	2-4	2-4	0-0	0-1-1	1	3	0	0	1	6
Prochaska	27	1-5	0-2	0-0	0-1-1	4	0	3	0	2	2
Faris	0+	0-0	0-0	0-0	0-0-0	0	0	0	0	0	0
Team					1-0-1						
TOTALS	200	26-57	9-22	19-29	10-15-25	21	19	7	4	10	80
FG% (45.6)		3Pt% (40.9)			FT% (65.5)						

Colorado State	MP	FG-A	3P-A	FT-A	REB	PF	A	TO	B	S	TP
Robinson*	13	6-6	1-1	2-2	1-2-3	5	0	1	0	1	15
Smith*	34	3-8	0-0	2-2	3-7-10	2	2	3	3	0	8
Harrison*	24	5-7	0-0	5-8	0-3-3	1	2	0	2	0	15
Lewis*	30	3-5	1-1	6-6	0-1-1	4	8	7	0	1	13
Gilling*	29	4-10	3-8	0-0	0-4-4	1	0	1	0	0	11
Harris	10	0-1	0-0	0-0	1-0-1	3	3	1	0	0	0
Patterson	25	3-4	2-3	0-0	0-2-2	5	3	1			



2005-06 Box Scores

Game 25

Wyoming 45
New Mexico 47

Feb. 15, 2006 • Albuquerque, N.M.

Wyoming	MP	FG-A	3P-A	FT-A	REB	PF	A	TO	B	S	TP
Williams*	32	4-8	0-0	1-2	8-10-18	5	0	6	0	1	9
Leven*	31	4-14	3-9	6-6	1-1-2	2	1	5	0	2	17
Wabington*	32	2-4	0-0	0-2	2-3-5	2	0	2	0	2	4
Jones*	31	3-8	0-0	4-6	1-6-7	1	2	1	0	2	10
Ewing*	40	1-10	0-3	1-2	0-1-1	1	2	2	0	0	3
Ebert	2	0-0	0-0	0-0	0-0-0	0	0	0	0	0	0
Anderson	16	0-2	0-0	0-0	0-3-3	3	0	0	0	0	0
Team					0-5-5						
TOTALS	200	15-51	3-13	12-18	15-29-44	15	6	18	0	18	45
FG% (29.4)		3Pt% (23.1)		FT% (66.7)							
New Mexico	MP	FG-A	3P-A	FT-A	REB	PF	A	TO	B	S	TP
Chiotti*	30	5-8	0-0	1-2	1-2-3	3	3	1	0	1	11
Danridge*	25	2-4	0-0	1-5	0-2-2	2	1	1	0	0	5
Box*	19	1-7	1-3	0-0	1-3-4	0	2	1	1	1	3
Collins*	36	3-6	0-0	1-3	2-2-4	2	3	1	1	1	7
Walters*	38	4-10	1-3	3-5	1-4-5	2	3	6	0	3	12
Walter	4	0-2	0-2	0-0	0-0-0	1	0	0	0	0	0
Kersten	5	1-2	0-1	0-0	0-0-0	0	1	0	0	0	2
Harden	10	0-0	0-0	0-0	0-0-0	0	0	0	0	0	0
Toppert	14	1-6	1-5	0-0	0-1-1	0	1	1	0	0	3
Prochaska	17	2-3	0-0	0-0	1-2-3	1	0	2	0	1	4
Faris	2	0-1	0-0	0-0	0-1-1	0	0	0	0	0	0
Team					1-6-7						
TOTALS	200	19-49	3-14	6-15	7-23-30	12	14	13	3	7	47
FG% (38.8)		3Pt% (21.4)		FT% (40.0)							
Attendance: 12,555		Technical Fouls: None									
Officials: Jacobs, Curry, Burks				UNM's Record: 16-9							
Wyoming	24	21	-	45							
New Mexico	23	24	-	47							

GAME NOTES

- Wyoming's 45 points were the lowest under eighth year head coach Steve McClain and the fewest since a 60-41 loss at BYU on Jan. 15, 1998...it's the fewest points for both teams in the series since UNM grabbed a 47-45 win in Laramie on Jan. 9, 1986...that's also the last time the Lobos scored 47 points or less and won.
- UNM trailed at halftime (24-23) for the third time at home this season, but came back to win all three...the Lobos also overcame a 4-point deficit (32-28) to defeat New Mexico State (71-68 OT) and beat Air Force 62-59 after trailing 25-24 at halftime.
- Since 2002-03 under Ritchie McKay, the Lobos are now 6-33 when trailing at halftime, but they have come back to win 4 times this year
- UNM shot a season-low 40% (6-15) from the FT line and was 15-34 (44%) from the stripe in its two games vs. Wyoming this year (9-19, 47.4% in Laramie).
- The Lobo starters scored the team's first 32 points

Game 28

UNLV 39
New Mexico 47

Mar. 1, 2006 • Albuquerque, N.M.

UNLV	MP	FG-A	3P-A	FT-A	REB	PF	A	TO	B	S	TP
Amundson*	31	7-17	0-0	1-2	2-4-6	3	2	2	3	1	15
Villeplue*	29	1-5	0-0	0-0	2-6-8	4	2	3	0	0	2
Adams*	36	1-8	0-1	2-2	2-4-6	3	0	1	1	2	4
Petrimoulx*	17	1-2	0-1	2-5	2-2-4	2	1	0	0	1	4
Terry*	36	3-17	2-9	0-0	2-3-5	0	3	2	0	0	8
White	16	0-5	0-1	0-0	2-4-6	3	0	1	0	1	0
Morgan	23	2-6	1-4	1-2	1-2-3	1	2	1	0	0	6
Darger	8	0-1	0-1	0-0	0-1-1	0	0	0	0	0	0
Essengue	4	0-1	0-0	0-0	1-0-1	0	0	2	1	0	0
Team					5-4-9						
TOTALS	200	15-62	3-17	6-11	19-30-49	16	10	12	5	5	39
FG% (24.2)		3Pt% (17.6)		FT% (54.5)							
New Mexico	MP	FG-A	3P-A	FT-A	REB	PF	A	TO	B	S	TP
Chiotti*	36	3-7	0-0	3-4	1-4-5	3	4	3	2	0	9
Box*	30	2-8	0-3	1-3	2-12-14	0	0	1	4	2	5
Collins*	25	1-7	0-0	2-2	2-3-5	2	2	1	1	3	4
Walters*	36	5-11	2-4	3-4	1-3-4	1	2	2	0	3	15
Hart*	32	4-8	3-7	0-0	0-0-0	3	0	1	0	0	11
Walter	7	0-2	0-2	0-0	0-1-1	1	0	0	0	0	0
Kersten	6	1-2	0-0	0-0	0-2-2	1	1	0	0	0	2
Prentice	2	0-0	0-0	0-0	0-0-0	0	0	0	0	0	0
Harden	13	0-2	0-0	0-0	0-2-2	2	1	1	0	2	0
Danridge	10	0-1	0-0	1-2	0-0-0	0	0	0	1	0	1
Toppert	2	0-1	0-0	0-0	0-0-0	0	0	0	0	0	0
Faris	1	0-0	0-0	0-0	0-0-0	0	0	0	0	0	0
Team					1-2-3						
TOTALS	200	16-49	5-16	10-15	17-29-36	13	10	9	8	10	47
FG% (32.7)		3Pt% (31.3)		FT% (66.7)							
Attendance: 14,049		Technical Fouls: None									
Officials: McCall, Reed, Cartmell				UNM's Record: 17-11							
UNLV	17	22	-	39							
New Mexico	27	20	-	47							

GAME NOTES

- The Runnin' Rebels matched their lowest point total in program history...UNLV also scored 39 in a 59-39 loss at Virginia on Jan. 3, 1994
- The 86 points is the lowest scoring game in The Pit since New Mexico beat Colorado State 44-42 on Jan. 28, 1985
- The Lobos held the Rebels to a season-low 24.2% (15-62) shooting from the floor, including 18% (3-17) from 3-point...it's the 4th time this season a Lobo opponent has shot less than 30% in a game
- New Mexico's four seniors (David Chiotti, Kris Collins, Jeff Hart and Mark Walters) combined for 39 of the team's 47 points
- Chiotti grabbed 5 rebounds to become the 8th Lobo to reach 1,100 points and 600 rebounds in a career...Chiotti ranks 20th all-time at UNM with 1,138 points and 12th with 603 rebounds

Game 26

New Mexico 46
Air Force 51

Feb. 22, 2006 • Colorado Springs, Colo.

New Mexico	MP	FG-A	3P-A	FT-A	REB	PF	A	TO	B	S	TP
Chiotti*	36	5-8	0-0	2-4	3-8-11	1	5	2	0	0	12
Danridge*	31	2-6	0-0	0-0	0-3-3	4	1	2	0	0	4
Collins*	23	1-6	0-2	0-0	1-1-2	2	1	1	0	1	2
Walters*	36	7-14	3-7	0-0	0-5-5	1	2	1	0	3	17
Harden*	32	0-2	0-0	0-0	2-3-5	3	1	1	0	0	0
Walter	4	1-4	1-4	0-0	0-0-0	0	0	0	0	0	3
Hart	12	1-5	1-5	0-0	0-1-1	2	1	0	0	0	3
Prentice	0+	0-0	0-0	0-0	0-0-0	0	0	0	0	0	0
Toppert	18	2-5	1-4	0-0	1-1-2	4	1	0	0	0	5
Faris	3	0-0	0-0	0-0	0-0-0	0	0	0	0	0	0
Box	5	0-1	0-0	0-0	0-0-0	0	0	0	0	0	0
Team					0-0-0						
TOTALS	200	19-51	6-24	2-4	7-22-29	19	12	8	0	4	46
FG% (37.3)		3Pt% (25.0)		FT% (50.0)							
Air Force	MP	FG-A	3P-A	FT-A	REB	PF	A	TO	B	S	TP
Burtschi*	32	1-6	0-4	4-4	0-6-6	2	1	2	0	2	6
Nwaele*	34	3-8	3-7	1-2	0-2-2	0	2	0	0	0	10
Frye*	33	2-6	0-2	3-5	0-5-5	2	0	1	0	0	7
McCraw*	39	3-7	3-5	1-2	0-5-5	0	3	0	0	0	10
Hood*	40	6-9	2-3	2-4	1-5-6	3	2	4	0	1	16
Anderson	16	1-2	0-1	0-0	0-1-1	2	5	2	0	1	2
Holum	6	0-0	0-0	0-0	0-1-1	1	0	0	0	0	0
Team					2-1-3						
TOTALS	200	16-38	8-22	11-17	3-26-29	10	13	9	0	4	51
FG% (42.1)		3Pt% (36.4)		FT% (64.7)							
Attendance: 4,759		Technical Fouls: None									
Officials: Harris, Stupin, Irving				UNM's Record: 16-10							
New Mexico	18	28	-	46							
Air Force	19	32	-	51							

GAME NOTES

- The Lobos have lost six straight to Air Force at the Academy
- UNM scored a season-low 46 points, the fewest since a 73-43 loss at Utah on Feb. 23, 2004
- Air Force led 19-18 at halftime, the fewest points by both teams in any half this season...only three Lobos scored in the first half (David Chiotti, Tony Danridge and Mark Walters)
- UNM shot 25% (6-24) from 3-point tonight, and has converted just 24% (13-55) the past 3 games, lowering the season percentage to 34%, including 32% in 13 MWC games
- New Mexico shot 37.3% (19-51) from the floor overall and has included 40% in consecutive games for the first time since last year (at home to UNLV and at BYU)
- The Lobos had been 9-0 this season when holding the opponent under 60 points...they are now 9-1

Game 29

New Mexico 68
BYU 76

Mar. 4, 2006 • Provo, Utah

New Mexico	MP	FG-A	3P-A	FT-A	REB	PF	A	TO	B	S	TP
Chiotti*	30	3-13	0-1	0-5	1-6-7	2	4	2	1	1	6
Harden*	20	2-3	1-1	0-0	0-2-2	3	1	1	0	1	5
Box*	21	4-6	0-2	0-0	0-3-3	1	1	0	0	0	8
Walters*	35	5-8	1-3	2-2	1-0-1	5	4	7	0	1	13
Hart*	35	5-9	5-9	0-0	0-1-1	3	1	0	0	0	15
Walter	11	3-4	3-4	0-0	0-2-2	2	0	0	0	0	9
Collins	19	0-2	0-0	0-0	1-2-3	0	3	3	1	1	0
Prentice	1	0-0	0-0	0-0	0-0-0	0	0	0	0	0	0
Danridge	23	2-4	0-0	3-4	1-1-2	3	1	1	0	0	7
Toppert	0+	1-1	1-1	0-0	0-0-0	0	0	0	0	0	3
Faris	5	1-1	0-0	0-1	0-0-0	3	0	0	0	2	2
Team					2-3-5						
TOTALS	200	26-51	11-21	5-12	6-20-26	22	15	14	2	7	68
FG% (51.0)		3Pt% (52.4)		FT% (41.7)							
BYU	MP	FG-A	3P-A	FT-A	REB	PF	A	TO	B	S	TP
Young*	33	5-12	0-0	3-5	3-2-5	1	1	1	0	1	13
Plaisted*	27	3-8	0-0	4-5	1-3-4	4	1	2	1	1	10
Broadus*	32	3-7	0-2	6-6	0-1-1	1	0	2	0	3	12
Ernst*	10	1-2	1-2	1-2	1-2-3	0	0	0	0	0	4
Reichner*	30	5-12	1-5	0-0	1-3-4	1	4	1	0	0	11
Ainge	9	0-0	0-0	0-0	0-0-0	1	1	2	0	1	0
Malaman	20	1-3	0-0	0-0	0-5-5	4	1	1	1	1	2
Balderson	29	6-8	2-3	7-7	3-5-8	2	2	0	0	1	21
Cumard	10	1-2	1-1	0-0	2-0-2	1	0	2	0	0	3
Team					1-2-3						
TOTALS	200	25-54	5-13	21-25	12-23-25	15	10	11	2	8	76
FG% (46.3)		3Pt% (38.5)		FT% (84.0)							
Attendance: 20,732		Technical Fouls: None									