

YEAR-BY-YEAR RESULTS



Dr. Mary Bell
 Seasons W L Pct.
 1957-77 20 109 90 .547

1957-58

Record: 1-1

Coach: Dr. Mary Bell

	NIU Opp
George Williams	43 8
Illinois State	39 41

1958-59

Record: 3-1

Coach: Dr. Mary Bell

	NIU Opp
Illinois State	23 44
Southern Illinois	56 36
Eastern Illinois	31 25
Chicago	37 29

1959-60

Record: 2-3

Coach: Dr. Mary Bell

	NIU Opp
Eastern Illinois	36 42
Illinois	40 27
Concordia (IL)	35 38
Concordia (IL)	30 32 (@)
Northwestern	29 27 (@)

(@) - Chicago, IL

1960-61

Record: 1-1

Coach: Dr. Mary Bell

	NIU Opp
D10 Wheaton	47 26
J 7 Illinois State	42 37 (h)
J14 Concordia (IL)	40 42 (a)
F10 Concordia (IL)	45 26 (h)
F11 Iowa	48 40 (a)
F18 Northwestern	77 41 (@)

(@) - River Forest, IL

1961-62

Record: 4-2

Coach: Dr. Mary Bell

	NIU Opp
D 9 Wheaton	30 15 (a)
J 6 Illinois State	17 53 (h)
J13 Eastern Illinois	36 47 (a)
J17 Concordia (IL)	38 35 (h)
J18 Northwestern	44 16 (h)
F10 Concordia (IL)	49 39 (a)

1962-63

Record: 3-3

Coach: Dr. Mary Bell

	NIU Opp
D 1 Concordia (IL)	23 25 (h)
D 8 Wisconsin	24 34 (a)
J 5 Illinois State	37 49 (h)
J10 Wheaton	45 20 (a)

J12 Principia	55 17 (@)
F 9 Valparaiso	44 14 (%)

(@) - Macomb, IL
 (%) - River Forest, IL

1963-64

Record: 6-3

Coach: Dr. Mary Bell

	NIU Opp
N23 Concordia (IL)	45 20 (a)
D 7 Wheaton	25 39 (h)
D14 Illinois State	23 49 (a)
J11 Eastern Illinois	36 31 (a)
J17 Concordia (IL)	29 26 (h)
F 8 Eastern Illinois	29 24 (a)
F15 Illinois State	32 59 (h)
F22 Lake Forest	39 23 (a)
F29 Valparaiso	42 30 (a)

1964-65

Record: 4-5

Coach: Dr. Mary Bell

	NIU Opp
D 5 Concordia (IL)	28 29 (h)
D 9 Wheaton	15 29 (a)
D12 Northern Iowa	26 48 (a)
D19 Illinois State	25 47 (h)
J 9 Eastern Illinois	51 13 (h)
J30 Eastern Illinois	68 28 (a)
F 6 Wisconsin	37 27 (a)
F13 Southern Illinois	19 32 (@)
F20 Illinois	42 29 (h)

(@) - Normal, IL

1965-66

Record: 7-2

Coach: Dr. Mary Bell

	NIU Opp
D 4 Concordia (IL)	23 15 (h)
D11 Illinois State	29 42 (a)
D13 Wheaton	36 30 (a)
D18 Illinois	35 27 (h)
J 8 UW-Oshkosh	56 21 (h)
J29 Southern Illinois	31 23 (a)
F 5 Northwestern	86 7 (h)
F12 Wheaton	39 36 (@)
F19 Northern Iowa (■)	27 29 (h)

(@) - River Forest, IL

(■) - Overtime

1966-67

Record: 4-4

Coach: Dr. Mary Bell

	NIU Opp
D 3 Concordia (IL)	44 36 (a)
D10 Indiana State	36 62 (a)
D12 Wheaton	31 45 (a)
D17 Illinois	38 45 (a)
J 7 Wheaton	29 38 (h)
F 4 Illinois State	28 23 (h)
F11 Calvin College	55 54 (a)
F18 UW-Oshkosh	37 26 (h)

1967-68

Record: 6-6

Coach: Dr. Mary Bell

	NIU Opp
D 2 Illinois	37 22 (h)
D 7 Wheaton	23 26 (a)
D 9 Iowa Wesleyan	19 33 (@)
D 9 Illinois	28 22 (@)
D16 Concordia (IL)	33 14 (a)
J 6 Illinois State	32 37 (h)
J27 Western Illinois	35 23 (a)
J27 Western Illinois	41 18 (a)

F 3 Northwestern	29 31 (h)
F10 Iowa	22 53 (a)
F17 Southern Illinois	38 29 (h)
F24 UW-Whitewater	31 41 (a)

(@) - Normal, IL

1968-69

Record: 8-3

Coach: Dr. Mary Bell

	NIU Opp
George Williams	71 5 (h)
D 7 Illinois	34 15 (a)
D13 Wheaton	34 33 (a)
D14 Concordia (IL)	74 32 (h)
F 8 Iowa	37 54 (h)
F15 Western Michigan	42 18 (h)
F20 Northwestern	41 35 (a)
F22 UW-Whitewater	41 31 (h)
M 1 Southern Illinois	19 64 (a)
M 8 Purdue	38 47 (a)
M 8 Indiana State	68 51 (@)

(@) - West Lafayette, IN

1969-70

Record: 11-2

Coach: Dr. Mary Bell

	NIU Opp
D 6 Illinois	55 23 (h)
Concordia (IL)	51 15 (h)
J 7 Wheaton	56 33 (h)
F 7 Illinois	53 31 (@)
F 7 Illinois State	50 62 (@)
F 8 Western Illinois	47 43 (@)
F 8 Eastern Illinois	61 41 (@)
F11 Northwestern	49 32 (h)
F14 Illinois-Chicago	83 25 (%)
F21 Western Michigan	40 33 (a)
F28 Western Illinois	52 30 (h)
M 7 Iowa	39 51 (a)
M14 UW-Whitewater	51 34 (a)

(@) - State of Illinois Invitational, Normal, IL

(%) - River Forest, IL

1970-71

Record: 9-4

Coach: Dr. Mary Bell

	NIU Opp
Northeastern Ill.	75 25 (h)
Illinois	41 42 (h)
J 9 Iowa	43 34 (h)
F 6 Wheaton	37 20 (a)
F10 Concordia (IL)	49 26 (a)
Northern Iowa	42 51
F16 Illinois State	46 52 (a)
Western Michigan	56 30
M 6 UW-Whitewater	58 12 (h)
Indiana	46 58 (h)
Eastern Illinois	57 32 (a)
UW-La Crosse	64 52 (a)
M14 Ball State	57 45 (h)

Begin AIAW Membership

1971-72

Record: 15-3

--- AIAW Elite Eight ---

Coach: Dr. Mary Bell

	NIU Opp
D 4 Purdue	58 35 (h)
D11 Iowa	62 45 (a)
Concordia (IL)	57 30 (a)
Illinois State	60 39 (a)
F 5 Western Illinois	60 51 (a)

F12 Illinois	72 56 (h)
F19 UW-La Crosse	61 48 (h)
F23 Wheaton	92 24 (h)
F26 Western Michigan	57 68 (a)

Eastern Illinois	62 24 (a)
M 4 Western Illinois	62 38 (a)
M 5 Illinois State (2ot)	63 65 (h)
M10 Michigan State	64 34 (#)
M11 Western Illinois	54 38 (#)
M11 Indiana	42 35 (#)
M12 Calvin College (▲)	2 0 (#)
M17 Washington State	50 43 (l)
M18 West Chester State	54 66 (l)

(▲) - Forfeit (not included in point total)

(#) - Midwest AIAW Tournament, Mt. Pleasant, MI

(l) - AIAW Championships, Normal, IL

1972-73

Record: 6-9

Coach: Dr. Mary Bell

	NIU Opp
D 2 Purdue	17 54 (a)
D 9 Iowa	29 47 (h)
D16 Illinois	44 45 (a)
J 6 Western Illinois	17 50 (h)
J10 Concordia (IL)	47 36 (a)
J13 Wisconsin	32 25 (a)
F10 Indiana	16 48 (a)
F14 Illinois State	23 54 (a)
F17 Western Michigan	31 65 (h)
F24 Wheaton	43 29 (h)
M 2 Quincy	47 36 (#)
M 2 Eastern Illinois	34 43 (#)
M 3 George Williams	54 33 (#)
M 3 Principia	37 29 (#)
M 4 Illinois	39 40 (#)

(#) - Illinois AIAW, River Forest, IL

1973-74

Record: 6-7

Coach: Dr. Mary Bell

	NIU Opp
D 1 Iowa	33 53 (a)
D 8 Illinois Central	40 23 (h)
J16 Concordia (IL)	48 32 (h)
J19 Western Illinois	37 45 (a)
J26 Illinois State	24 43 (h)
J31 Wisconsin	37 29 (a)
Eastern Illinois	36 31
F 9 Southern Illinois	27 31 (a)
F16 UW-La Crosse	27 70 (a)
F23 Illinois	44 32 (h)
M 1 Northeastern Ill.	53 36 (#)
M 1 Illinois State	41 52 (#)
M 2 Olivet Nazarene (t)	0 2 (#)

(t) - Forfeit (not included in point total)

(#) - Illinois AIAW, Charleston, IL

1974-75

Record: 1-11

Coach: Dr. Mary Bell

	NIU Opp
D 7 George Williams	47 54 (a)
D14 Iowa	37 58 (h)
J15 Concordia (IL)	44 55 (a)
J18 Western Illinois	39 78 (h)
J23 Wisconsin	27 42 (h)
F 1 Western Michigan	31 86 (a)
F 8 Eastern Illinois	36 47 (a)
F16 Southern Illinois	40 69 (h)
F18 Illinois State	18 61 (a)
F22 Illinois	35 53 (a)

YEAR-BY-YEAR RESULTS

F28 George Williams 42 41 (#)
 F28 Illinois 44 46 (#)

(#) - Illinois AIAW, Champaign, IL

1975-76

Record: 5-10
Coach: Dr. Mary Bell

	NIU Opp
D 6 George Williams	34 33 (a)
D13 Valparaiso	70 45 (h)
J14 Chicago State	33 57 (h)
J17 UW-Oshkosh	37 86 (h)
J24 Western Illinois	55 69 (a)
J29 Concordia (IL)	49 64 (h)
J31 Iowa	54 53 (a)
F 7 Southern Illinois	20 66 (a)
F14 Notre Dame	52 26 (h)
F21 Wisconsin	36 46 (a)
F24 Illinois	40 57 (h)
F28 Eastern Illinois	45 41 (h)
M 4 Chicago State	46 58 (#)
M 5 Northwestern	50 41 (#)
M 6 SIU-Edwardsville	41 50 (#)

(#) - Illinois AIAW, Macomb, IL

1976-77

Record: 3-10
Coach: Dr. Mary Bell

	NIU Opp
D 4 Valparaiso	59 18 (h)
D 7 George Williams (ot)	63 59 (a)
D11 Illinois Central	49 59 (a)
J15 Wisconsin	52 56 (h)
J19 Concordia (IL)	75 61 (a)
J22 Western Illinois	51 80 (h)
F 5 Notre Dame	43 55 (a)
F 8 Illinois-Chicago	58 69 (a)
F12 Southern Illinois	47 75 (h)
F19 Illinois	26 65 (a)
F26 Eastern Illinois	53 65 (a)
M 3 Illinois-Chicago	44 53 (#)
M 4 Eastern Illinois	58 73 (#)

(#) - Illinois AIAW, DeKalb



Alice Textor
 Seasons W L Pct.
 1977-81 4 47 46 .505

1977-78

Record: 4-9
Coach: Alice Textor

	NIU Opp
D 3 Chicago State	87 45 (h)
D 3 George Williams	72 56 (h)
J17 Wisconsin	42 100 (a)
J20 Illinois Central	54 63 (h)
J21 Western Illinois	39 82 (a)
F 1 Concordia (IL)	66 60 (h)
F 4 Iowa	44 96 (h)
F 9 Illinois-Chicago	56 85 (h)
F11 Notre Dame	65 58 (a)
F18 SIU-Edwardsville	66 74 (h)

F21 UW-Whitewater 52 70 (a)
 F25 Eastern Illinois 45 75 (h)
 M 2 Western Illinois 53 83 (#)

(#) - Illinois AIAW, Normal, IL

1978-79

Record: 11-8
Coach: Alice Textor

	NIU Opp
D 1 Western Illinois	59 83 (h)
D 5 Northwestern	57 85 (h)
D 6 Lewis (ot)	76 70 (h)
D21 Wayne State (MI)	55 73 (h)
J12 Chicago State	67 57 (h)
J12 Notre Dame	60 62 (l)
J13 Upper Iowa	84 52 (l)
J26 Bradley	63 39 (a)
J27 Illinois Central	60 59 (a)
J31 Illinois-Chicago	46 73 (a)
F 2 Missouri-St. Louis	74 64 (a)
F 2 NE Missouri St.	93 84 (@)
F 9 Chicago State	91 59 (a)
F12 DePaul	63 82 (h)
F17 SIU-Edwardsville	65 56 (a)
F20 Concordia (IL) (ot)	76 80 (a)
F23 UW-Whitewater	69 65 (h)
M 1 Illinois State	70 66 (u)
M 2 DePaul	61 95 (◆)

(l) - NIU Hoop Classic (2nd)
 (@) - St. Louis, MO
 (◆) - Illinois AIAW, Carbondale, IL

1979-80

Record: 17-12
Coach: Alice Textor

	NIU Opp
N30 Defiance	79 50 (a)
D 1 Bowling Green State	78 79 (a)
D 5 Illinois-Chicago	54 62 (h)
D 6 UW-Whitewater	78 72 (a)
D 8 Western Illinois	81 89 (a)
D11 Missouri-St. Louis	86 61 (h)
D14 Western Michigan	63 69 (h)
D15 Marycrest	68 58 (a)
D17 Northern Iowa	84 62 (a)
J11 NE Missouri St.	90 78 (●)
J11 Upper Iowa	70 50 (●)
J12 SIU-Edwardsville	95 56 (●)
J12 NE Missouri St.	65 73 (●)
J14 Chicago	83 48 (h)
J16 Loyola	75 68 (h)
J19 Carthage	93 86 (h)
J22 Lewis	84 77 (a)
J23 Concordia (IL)	98 40 (h)
J26 Carroll	78 39 (h)
J29 Augustana	72 74 (a)
F 2 Illinois Central	63 70 (a)
F 5 Marquette	69 65 (a)
F 6 Chicago State	89 39 (h)
F12 DePaul	82 90 (a)
F16 Eastern Illinois	60 87 (a)
F18 George Williams	93 69 (a)
F22 Wayne State (MI)	72 85 (a)
F23 Central Michigan	82 92 (a)
F28 Northwestern	74 93 (#)

(l) - NIU Hoop Classic (2nd)
 (#) - Illinois AIAW, Champaign

1980-81

Record: 15-17
Coach: Alice Textor
Captain: Maura Moulton

	NIU Opp
N28 Bowling Green State	91 62 (h)
N29 Marquette	87 75 (h)
D 3 Wisconsin	72 87 (h)
D 6 North Central	93 79 (h)

D13 UW-Milwaukee 72 58 (h)
 D15 Loyola 74 93 (a)
D16 Augustana 66 46 (h)
 D18 Memphis State 74 107 (◆)
 D19 Mississippi State 78 85 (◆)
D20 McNeese State (▲) 2 0 (◆)
 J 2 Central Michigan 84 92 (+)
 J 3 Bowling Green (ot) 87 92 (+)
 J 7 Northwestern 59 96 (a)
J 8 Northern Iowa 86 76 (●)
J 9 Loyola 62 61 (●)
J10 SIU-Edwardsville 67 47 (●)
 J16 William Penn 59 68 (*)
 J17 Northern Iowa 64 74 (*)
J24 Marycrest 86 59 (h)
J26 Lewis 86 58 (h)
 J28 Western Michigan 63 74 (a)
 J31 Western Illinois 66 72 (h)
F 1 UW-Whitewater 70 51 (h)
 F 7 Illinois Central 64 80 (a)
 F14 Southern Illinois 62 70 (a)
 F16 Illinois State 56 74 (a)
 F18 DePaul 58 68 (h)
 F21 Illinois 74 105 (a)
F24 Illinois-Chicago 84 78 (a)
F25 Eastern Illinois 70 63 (h)
F28 Central Michigan 79 69 (h)
 M 6 Northwestern 58 70 (#)

(▲) - Forfeit victory (88-99 final counted in point total)
 (◆) - Memphis State Invitational (7th)
 (+) - MAC Invitational, Bowling Green, OH
 (●) - NIU Hoop Classic (1st)
 (*) - St. Ambrose Invite, Davenport, IA
 (#) - Illinois AIAW, Chicago

Rita Horky
 Seasons W L Pct.
 1981-83 2 31 28 .525

1981-82

Record: 18-14
 --- Illinois AIAW State Champion ---
Coach: Rita Horky
Captain: Jill Sawin

	NIU Opp
N24 Eastern Michigan	69 76 (h)
N28 Marquette	75 61 (a)
D 2 Wisconsin	71 74 (a)
D 4 Western Illinois	73 70 (a)
D12 Notre Dame	52 67 (a)
D13 Toledo	70 60 (h)
D17 Memphis State	52 83 (%)
D18 Mississippi State	65 83 (%)
D19 Georgia	65 76 (%)
D30 Lewis	80 74 (a)
J 2 Kent State	55 60 (h)
J 5 Iowa	69 57 (a)
J 8 Illinois Central	89 74 (h)
J 9 Miami (OH)	57 52 (h)
J14 SE Missouri St.	91 44 (●)
J15 Northern Iowa	58 51 (●)
J26 Illinois	61 75 (h)
J29 Western Michigan	69 60 (h)
J30 Loyola	61 58 (h)
F 3 Illinois State	60 71 (h)



Patty Delp averaged 10.8 rebounds per game during her (1978-80) career. She holds the Huskies' single-game standard, pulling down 27 carsoms on Jan. 26, 1980, and was inducted into the NIU Athletics Hall of Fame in 1986.

F 6 Central Michigan	69 67 (a)
F10 DePaul	71 81 (a)
F12 Ohio	57 72 (a)
F13 Bowling Green State	85 69 (a)
F18 Ohio	78 59 (◆)
F19 Eastern Michigan	70 69 (◆)
F20 Miami (OH)	56 58 (◆)
F24 Illinois-Chicago	70 51 (h)
F27 Southern Illinois	76 88 (h)
M 6 Western Illinois	70 40 (#)
M 7 Nat'l. Coll. of Educ.	72 69 (#)
M11 Indiana State	64 65 (*)

(%) - Memphis State Lady Tiger Classic, Memphis, TN (4th)
 (●) - NIU Hoop Classic (1st)
 (◆) - Mid-American Conference Invitational, Muncie, IN (2nd)
 (#) - Illinois AIAW, Macomb, IL (1st)
 (*) - Midwest AIAW Region 5 Championship, Terre Haute, IN

Begin NCAA Membership

1982-83

Record: 13-14 **MAC:** 7-11
Coach: Rita Horky
Captains: Pat Reck, Hope Semper

	NIU Opp
N26 Drake (ot)	88 99 (●)
N27 Illinois	75 72 (●)
D 1 Minnesota	70 91 (a)
D 3 Bradley	98 75 (h)
D 4 Western Illinois	106 52 (h)
D 8 Marquette	103 53 (h)
D11 Michigan State	73 57 (a)
D19 Loyola	73 74 (a)
D30 Iowa	74 71 (h)
J 5 Western Michigan +	73 66 (a)
J 8 Ohio +	79 61 (h)
J12 Central Michigan +	50 53 (a)
J15 Bowling Green St. +	71 77 (h)
J19 Eastern Michigan +	68 56 (a)
J22 Toledo +	67 70 (h)
J26 Ball State +	83 86 (h)
J29 Kent State +	60 69 (a)
F 2 Miami (OH) +	73 76 (h)
F 5 Ohio +	62 66 (a)
F 9 Central Michigan +	59 54 (h)
F12 Bowling Green St. +	60 89 (a)
F16 Eastern Michigan +	67 82 (h)

YEAR-BY-YEAR RESULTS

F 19 Toledo +	61	66	(a)
F 23 Ball State +	87	60	(a)
F 26 Kent State +	63	55	(h)
M 2 Miami (OH) +	52	69	(a)
M 5 Western Michigan +	65	62	(h)

(●) - Drake Harvest Classic, Des Moines, IA (3rd)
(+) - Mid-American Conference game



Jane Albright
Seasons W L Pct.
1984-94 10 188 110 .631

1984-85

Record: 15-13 MAC: 11-7

Coach: Jane Albright

Captains: Lisa Starosta, Pam Simmons, Sonya Crider

		NIU Opp	
N30 Indiana State	86	72	(h)
D 5 Northwestern	84	83	(a)
D 7 Northeastern Ill.	74	53	(♦)
D 8 Louisville	66	69	(♦)
D13 Notre Dame	60	71	(h)
D18 Drake	85	88	(a)
D21 Vanderbilt	68	94	(●)
D22 Providence	79	77	(●)
D29 Kansas State	70	85	(a)
J 2 Eastern Michigan +	83	98	(a)
J 5 Toledo +	104	59	(h)
J 9 Western Michigan +	84	65	(h)
J12 Kent State +	77	72	(a)
J16 Ball State +	68	61	(h)
J19 Miami (OH) + (3ot)	94	102	(a)
J23 Ohio +	86	81	(mc)
J26 Central Michigan +	67	79	(a)
J30 Bowling Green St. +	81	70	(h)
F 2 Toledo +	62	63	(a)
F 6 Western Michigan +	73	75	(a)
F 9 Kent State +	84	68	(mc)
F16 Miami (OH) +	60	65	(h)
F20 Ohio +	95	77	(a)
F23 Central Michigan +	74	70	(h)
F25 Ball State +	89	71	(a)
F27 Bowling Green State +	61	71	(a)
M 2 Eastern Michigan +	84	82	(h)
M 8 Central Michigan	59	72	(#)

(♦) - NIU Fastbreak Fest (2nd)
(●) - ODU Optimist Classic, Norfolk, VA (3rd)
(+) - Mid-American Conference game
(#) - MAC Tournament, Toledo, OH
(mc) - Rockford MetroCentre home game

1985-86

Record: 8-19 MAC: 6-12

Coach: Jane Albright

Captains: Shelly Roberts, Denise Robinson

		NIU Opp	
N25 Northwestern	62	84	(h)
N29 Mississippi College	91	88	(●)
N30 Central Florida	96	85	(●)
D 6 Eastern Illinois	65	87	(♦)
D 7 Kansas State	65	69	(♦)
D15 Notre Dame	65	88	(a)
D18 Loyola	49	87	(a)
D28 South Carolina	66	86	(a)
D30 Drake	79	89	(h)
J 2 Ohio +	69	83	(h)
J 4 Kent State +	84	75	(h)
J 8 Ball State +	53	64	(a)
J11 Miami (OH) +	64	68	(h)
J15 Western Michigan +	82	73	(a)

J18 Central Michigan + (ot)	86	87	(h)
J22 Bowling Green St. +	64	86	(a)
J25 Eastern Michigan +	76	83	(h)
J30 Toledo +	68	59	(a)
F 1 Kent State +	57	80	(a)
F 5 Ball State +	64	50	(h)
F 8 Miami (OH) +	76	79	(a)
F12 Western Michigan +	88	96	(h)
F15 Central Michigan +	79	101	(a)
F19 Bowling Green St. +	65	61	(h)
F22 Eastern Michigan +	66	78	(a)
F26 Toledo +	64	50	(h)
M 1 Ohio +	45	77	(a)

(●) - Central Florida Rotary Classic, Orlando, FL (1st)
(♦) - NIU Fastbreak Fest (4th)
(+) - Mid-American Conference game

1986-87

Record: 11-16

Coach: Jane Albright

Captains: Val Leitzen, Shelly Roberts, Carol Owens

		NIU Opp	
N28 Minnesota	71	87	(●)
N29 Clemson	71	72	(●)
D 2 Western Illinois	88	61	(h)
D 5 Northern Iowa	86	72	(♦)
D 6 Old Dominion	71	89	(♦)
D13 Cincinnati	75	59	(♦)
D17 Houston	95	102	(a)
D19 Baylor	62	74	(a)
D21 Texas A&M	69	85	(a)
J 5 Ohio State	66	86	(a)
J 7 Northwestern	57	77	(a)
J13 Notre Dame	81	71	(h)
J15 Loyola	82	69	(h)
J17 Marquette	75	85	(a)
J21 Toledo	71	56	(h)

J24 Illinois-Chicago	91	75	(a)
J28 DePaul	63	92	(a)
J31 Detroit	66	88	(h)
F 2 Southern Illinois	60	87	(a)
F 9 Miami (FL)	77	72	(h)
F11 Dayton	73	66	(a)
F14 Duke	68	85	(a)
F16 North Carolina State	68	84	(a)
F19 Marquette	85	60	(h)
F22 UW-Green Bay	91	99	(h)
F24 Notre Dame	66	82	(a)
F28 Illinois-Chicago	85	60	(h)

(●) - Minnesota Dial Classic, Minneapolis, MN (4th)
(♦) - NIU Fastbreak Fest (2nd)

1987-88

Record: 14-14 NSC: 6-4 (4th)

Coach: Jane Albright

Captains: Lisa Foss, Carol Owens

		NIU Opp	
N28 Butler	75	68	(a)
D 1 Ohio State	73	89	(h)
D 3 South Carolina	71	83	(h)
D 5 UNC-Charlotte	103	89	(♦)
D 6 Iowa	73	81	(♦)
D12 Western Illinois	76	50	(a)
D20 Tennessee	76	103	(a)
D22 Cincinnati	56	80	(a)
D30 Missouri (ot)	76	78	(a)
J 2 San Diego State	92	103	(a)
J 5 San Diego	79	69	(a)
J11 Illinois-Chicago	106	56	(h)
J14 Notre Dame +	66	89	(a)
J18 Marquette +	88	67	(h)
J20 Toledo	50	65	(a)
J24 Michigan	81	78	(h)
J27 DePaul +	85	94	(h)
J30 Dayton +	75	78	(a)



Shelly (Davis) Roberts played for Northern Illinois from 1983-1987. Roberts (20) was a two-time captain who averaged 13.6 points per game in 1985-86.



Northern Illinois posted an 11-8 record in 1978-79, beginning a run of 17 seasons with double-digit victory totals in an 18-year span. In that time, the Huskies won three conference titles and four league tournament championships, reaching the NCAA Tournament five times (1990, 1992, 1993, 1994, 1995).

YEAR-BY-YEAR RESULTS

F 2 Valparaiso +	93	73	(h)
F 6 Miami (FL)	80	88	(a)
F 9 Northwestern	67	82	(h)
F13 Marquette +	69	67	(a)
F17 Detroit	102	70	(a)
F25 DePaul +	69	79	(a)
F27 Southern Illinois	79	67	(h)
F29 Dayton +	99	61	(h)
M 3 Valparaiso +	112	84	(a)
M 9 Notre Dame +	95	74	(h)

(♦) - NIU Fastbreak Fest (2nd)
(+) - North Star Conference game

1988-89

Record: 23-7 NSC: 12-2 (2nd)
Coach: Jane Albright
Captains: Lisa Foss, Gena Stubbs

N26 Old Dominion	69	81	(a)
D 1 Western Illinois	81	50	(h)
D 3 Butler	91	77	(♦)
D 4 N.C. State	78	72	(♦)
D 6 Northwestern	78	83	(a)
D 9 Kent State	107	86	(●)
D10 UNLV	71	78	(●)
D17 Minnesota	104	75	(h)
D30 New Orleans	78	73	(%)
D31 Dartmouth	94	86	(%)
J 5 Illinois	92	87	(a)
J10 Creighton	106	74	(h)
J13 Akron +	79	46	(a)
J15 Cleveland State +	83	49	(a)
J19 DePaul + (n)	86	82	(h)
J21 Illinois-Chicago +	97	85	(h)
J26 Valparaiso +	103	65	(h)
F 2 UW-Green Bay+	75	61	(a)
F 4 Marquette +	93	62	(a)
F10 Akron +	88	54	(h)
F12 Cleveland State +	97	50	(h)
F15 Illinois-Chicago +	96	66	(a)
F17 DePaul +	75	81	(a)
F20 Southern Illinois (n)	63	71	(a)
F23 Valparaiso +	108	64	(a)
F25 Marquette +	109	89	(h)
M 5 UW-Green Bay+	63	85	(h)
M 9 Cleveland State	96	64	(#)
M10 Akron	71	64	(#)
M11 DePaul	61	76	(#)

(♦) - NIU / Contel Fastbreak Fest (1st)
(●) - 7-Up Desert Classic, Las Vegas, (2nd)
(%) - Travelodge Holiday Tournament, New Orleans, LA (1st)
(+) - North Star Conference game
(#) - NSC Tournament, Chicago (2nd)

1989-90

--- NCAA Tournament ---

Record: 26-5 NSC: 12-0 (1st)
Coach: Jane Albright
Captains: Carol Owens, Kris Weis

N28 Minnesota	98	75	(a)
D 2 Ball State	97	82	(●)
D 3 South Carolina (ot)	84	87	(●)
D 5 Northwestern	99	74	(h)
D16 Illinois	110	93	(h)
D18 Southern Illinois	91	68	(h)
D20 Stephen F. Austin	65	90	(♦)
D21 Utah (ot)	95	91	(♦)
D29 Cal State-Fullerton	94	80	(a)
J 3 San Diego State	99	79	(a)
J 6 Nebraska	93	69	(a)
J 8 Creighton	116	84	(a)
J11 Akron +	108	78	(h)
J13 Cleveland State +	96	48	(h)

J18 DePaul +	81	75	(a)
J22 Valparaiso +	110	94	(a)
J25 Western Illinois	92	70	(a)
J29 Vanderbilt	83	87	(a)
J31 Illinois-Chicago +	83	50	(a)
F 3 UW-Green Bay +	84	60	(h)
F 5 Tennessee	62	83	(a)
F 9 Akron +	112	91	(a)
F11 Cleveland State +	88	66	(a)
F15 DePaul +	92	77	(h)
F20 Valparaiso +	122	86	(h)
F25 Illinois-Chicago +	116	58	(h)
M 4 UW-Green Bay +	96	68	(a)
M 9 Valparaiso	102	79	(#)
M10 DePaul	97	85	(#)
M14 Texas Tech	84	63	(\$)
M18 Purdue	81	86	(!)

(♦) - NIU / Contel Fastbreak Fest (2nd)
(●) - Washington Husky Classic (3rd)
(+) - North Star Conference game
(#) - NSC Tournament, DeKalb (1st)
(\$) - NCAA 1st Round, DeKalb
(!) - NCAA 2nd Round, West Lafayette, IN

1990-91

--- NWIT Tournament ---

Record: 25-10 NSC: 12-2 (2nd)
Coach: Jane Albright

Captains: Lisa Foss, Toby Meeks

N23 South Alabama	75	71	(●)
N24 Central Florida	99	61	(●)
N28 Southern Illinois (ot)	77	71	(a)
D 1 Western Michigan	95	74	(♦)
D 2 Washington	82	75	(♦)
D 5 Nebraska	87	84	(h)
D 8 Michigan State	69	78	(a)
D18 Stephen F. Austin	76	96	(a)
D29 West Virginia	79	85	(%)
D30 Boston College	100	82	(%)
J 3 Vanderbilt	65	79	(h)
J10 Cleveland State +	72	63	(a)
J12 Akron +	78	51	(a)
J17 Wright State +	91	52	(h)
J21 Valparaiso +	95	82	(a)

J24 Illinois-Chicago +	96	55	(h)
J26 DePaul +	91	82	(a)
J31 UW-Green Bay +	81	80	(h)
F 5 UW-Milwaukee	112	64	(h)
F 7 Cleveland State +	98	65	(h)
F 9 Akron +	79	62	(h)
F12 Northwestern	66	91	(a)
F14 Wright State +	86	55	(a)
F18 Valparaiso +	120	97	(h)
F20 Illinois-Chicago +	67	59	(a)
F22 Texas-San Antonio	103	73	(^)
F23 Georgia State	73	66	(^)
F24 Louisville	63	60	(^)
F28 DePaul +	74	79	(h)
M 2 UW-Green Bay +	79	91	(a)
M 7 Cleveland State	84	60	(#)
M 8 DePaul	84	91	(#)
M21 Houston	71	83	(@)
M22 Alabama-Birmingham	71	78	(@)
M23 Notre Dame	84	82	(@)

(●) - UCF Thanksgiving Classic, Orlando, Fla. (1st)
(♦) - NIU / Contel Fastbreak Fest (1st)
(%) - Purdue Boilermaker Classic, West Lafayette, IN (3rd)
(+) - North Star Conference game
(^) - Northern Lights Invitational, Anchorage, AK (1st)
(#) - NSC Tournament, Green Bay, WI
(@) - NWIT, Amarillo, TX

1991-92


--- NCAA Tournament ---

Record: 18-14 NSC: 8-4 (2nd)

Coach: Jane Albright-Dieterle

Captains: Dee Dee Jeske, Tracy Mondek

N24 Michigan State	58	55	(h)
N30 Washington (2ot)	91	101	(●)
D 1 Ohio	73	63	(●)
D 6 Miami (OH)	83	75	(♦)
D 7 Purdue	68	83	(♦)
D16 Stephen F. Austin	73	55	(h)
D21 Manhattan College	62	69	(a)



Toby Meeks helped the Huskies to their first NCAA Tournament berth in 1990. Meeks ranks among the school's all-time leaders with 340 career assists and 153 steals.

J 2 DePaul	59	72	(a)
J 6 Utah (ot)	78	85	(a)
J11 Cleveland State +	94	85	(h)
J13 Akron +	101	67	(h)
J15 Southern Illinois	87	84	(h)
J18 Wright State +	82	72	(a)
J21 Valparaiso +	102	84	(h)
J24 Tennessee	61	78	(h)
J27 Illinois-Chicago +	72	55	(a)
J31 UW-Green Bay +	57	62	(a)
F 4 DePaul	66	75	(h)
F 6 Cleveland St. + (ot)	117	115	(a)
F 8 Akron +	72	75	(a)
F11 UW-Milwaukee	83	76	(a)
F15 Wright State +	103	54	(h)
F18 Valparaiso +	91	101	(a)
F20 Illinois-Chicago +	84	55	(h)
F22 Florida State	74	99	(a)
F25 Northwestern	75	95	(h)
F27 UW-Green Bay +	66	75	(h)
M 5 Illinois-Chicago	87	45	(#)
M 6 Valparaiso	87	72	(#)
M 7 UW-Green Bay	84	66	(#)
M18 Louisiana Tech	77	71	(\$)
M22 Purdue	62	98	(!)

(●) - Amana-Hawkeye Classic, Iowa City, IA (3rd)
(♦) - NIU / Contel Fastbreak Fest (2nd)
(+) - North Star Conference game
(#) - NSC Tournament, DeKalb (1st)
(\$) - NCAA 1st Round, DeKalb
(!) - NCAA 2nd Round, West Lafayette, IN

1992-93

--- NCAA Tournament ---

Record: 24-6 Mid-Con: 15-1 (1st)

Coach: Jane Albright-Dieterle

Captains: Cindy Conner, Julie Gainer

N28 Minnesota	98	75	(a)
D 2 Ball State	97	82	(●)
D 3 South Carolina (ot)	84	87	(●)
D 5 Northwestern	99	74	(h)
D16 Illinois	110	93	(h)
D18 Southern Illinois	91	68	(h)
D20 Stephen F. Austin	65	90	(♦)
D21 Utah (ot)	95	91	(♦)
D29 Cal State-Fullerton	94	80	(a)
J 3 San Diego State	99	79	(a)
J 6 Nebraska	93	69	(a)
J 8 Creighton	116	84	(a)
J11 Akron +	108	78	(h)
J13 Cleveland State +	96	48	(h)



Denise Dove, also known as "Double D," graduated from Northern Illinois as the career assist leader with 526 setups. She also tallied 1,043 points in her 1987-91 tenure.

YEAR-BY-YEAR RESULTS

J26	Iowa	59	92	(a)
J28	Western Illinois +	95	75	(h)
J30	Wright State +	78	61	(h)
F 3	Illinois-Chicago +	79	53	(h)
F 6	UW-Green Bay +	71	68	(a)
F 9	Florida State	86	80	(h)
F13	Valparaiso +	91	80	(a)
F15	DePaul	68	84	(a)
F17	Eastern Illinois +	103	57	(h)
F20	Illinois-Chicago +	76	81	(a)
F25	Cleveland State +	88	77	(h)
F28	Youngstown St. +	105	92	(h)
M 4	Western Illinois +	102	70	(a)
M 6	Wright State +	77	51	(a)
M11	Eastern Illinois	102	51	(#)
M12	Illinois-Chicago	81	47	(#)
M13	UW-Green Bay	75	58	(#)
M17	Georgetown	74	76	(\$)

(+) - Mid-Continent Conference game
 (#) - Mid-Con Tournament, Green Bay (1st)
 (\$) - NCAA 1st Round, Washington, DC

1993-94

Record: 24-6 Mid-Con: 18-0 (1st)
 --- NCAA Tournament ---
 Coach: Jane Albright-Dieterle
 Captains: E.C. Hill, Angela Lockett, Leslie Pottinger

	NIU Opp	
N26	Loyola Marymount	60 68 (●)
N27	Oregon	64 73 (●)
D 1	Southern California	79 90 (h)
D17	Southern Illinois	94 56 (h)
D30	Eastern Illinois +	96 61 (h)
J 3	Wright State +	82 57 (h)
J 6	Illinois-Chicago +	74 56 (a)
J 9	Valparaiso +	100 79 (a)
J13	Western Illinois +	61 52 (h)
J20	UW-Green Bay +	81 73 (h)
J22	UW-Milwaukee +	95 75 (h)
J25	Iowa	59 56 (h)
J27	Youngstown State +	89 79 (a)
J29	Cleveland State +	93 77 (a)
J31	Loyola	72 66 (a)
F 3	Eastern Illinois +	84 67 (a)
F 5	Wright State +	83 58 (a)
F 8	Northwestern	62 76 (a)
F10	Illinois-Chicago +	83 56 (h)
F12	Valparaiso +	101 92 (h)
F15	DePaul	64 53 (h)
F19	Western Illinois +	79 58 (a)
F22	UW-Green Bay +	66 60 (a)
F27	UW-Milwaukee +	77 68 (a)
M 3	Youngstown State +	87 69 (h)
M 5	Cleveland State +	104 86 (h)
M10	Wright State	74 58 (#)
M11	Illinois-Chicago	86 64 (#)
M12	UW-Green Bay	70 73 (#)
M16	Southwest Missouri St.	66 75 (\$)

(●) - Hawaii Paradise Classic (4th)
 (+) - Mid-Continent Conference game
 (#) - Mid-Con Tournament, DeKalb (2nd)
 (\$) - NCAA 1st Round, Springfield, MO



Northern Illinois knocked off fourth-ranked Iowa at Evans Field House on Jan. 25, 1994. Iowa attempted to give coach C. Vivian Stringer her 500th career victory, but the celebration was put on hold by All-America guard E.C. Hill. The Huskie senior nailed a nine-foot jumper with 1:01 left on the clock to give NIU the lead for good in a 59-56 win.

The triumph was part of a 14-game winning streak as NIU recorded 24 victories in 25 games. The Huskies rebounded from an 0-3 start to reach the NCAA tournament for the third straight season and fourth time overall with a final record of 24-6.

Liz Galloway-McQuitter
 Seasons W L Pct.
 1994-98 4 37 75 .330

1994-95

Record: 17-14 MCC: 10-6 (4th)
 --- NCAA Tournament ---
 Coach: Liz Galloway-McQuitter
 Captains: Angela Lockett, Leslie Pottinger

	NIU Opp	
N15	Arkansas State	70 74 (●)
N25	Army	82 51 (◆)
N26	Maine	63 56 (◆)
N29	Chicago State	90 48 (h)
D 2	Colorado	49 78 (%)
D 3	Washington	35 69 (%)
D 8	Southern Illinois	57 87 (a)
D22	Arizona	92 86 (h)
J 4	DePaul	65 82 (a)
J 7	Butler +	61 77 (a)
J14	Loyola +	91 53 (a)
J19	UW-Green Bay +	60 57 (h)
J21	UW-Milwaukee +	80 53 (h)
J23	Illinois-Chicago +	70 81 (a)
J25	Wright State +	70 73 (a)
J27	Xavier +	99 58 (h)
F 1	Auburn	55 102 (a)
F 4	Detroit +	79 65 (h)
F 9	La Salle +	84 70 (a)
F11	Cleveland State +	85 68 (a)
F14	Northwestern	77 89 (h)
F16	UW-Milwaukee +	72 49 (a)
F18	UW-Green Bay +	63 61 (a)
F21	Butler +	74 75 (h)
F23	Notre Dame +	51 58 (h)
F25	Loyola +	103 59 (h)
M 1	Illinois-Chicago +	67 69 (h)

M 9	UW-Green Bay	68	64	(#)
M10	Notre Dame	87	64	(#)
M11	La Salle (ot)	80	77	(#)
M17	Vanderbilt	44	90	(\$)

(●) - Preseason NWIT
 (◆) - Dead River Company Tip-Off Classic, Orono, ME. (1st)
 (%) - Louisiana Tech Dial Classic, Ruston, LA (4th)
 (+) - Midwestern Collegiate Conference game
 (#) - MCC Tournament, DeKalb (1st)
 (\$) - NCAA 1st Round, Nashville, TN

1995-96

Record: 9-19 MCC: 5-11 (6th)
 Coach: Liz Galloway-McQuitter
 Captains: Dana Lau, Olivia Heitter

	NIU Opp	
N25	Princeton (ot)	64 74 (●)
N26	Minnesota	71 88 (●)
D 1	SE Louisiana	69 70 (◆)



Kelly Robbins collected 304 assists in only two seasons (1994-96) at Northern Illinois. Her 5.24 set-ups per game is the best rate in Huskie history.

D 2	Evansville	80	68	(◆)
D 6	Chicago State	86	60	(a)
D17	Western Kentucky	55	76	(a)
D28	Bradley	66	76	(h)
D31	Michigan	81	69	(h)
J 3	UW-Green Bay +	52	67	(a)
J 6	UW-Milwaukee +	69	72	(a)
J10	Butler +	72	83	(h)
J13	Cleveland State +	68	79	(a)
J17	Loyola +	78	76	(h)
J21	Detroit +	78	92	(h)
J24	DePaul	83	115	(h)
J27	Illinois-Chicago +	90	77	(h)
F 1	Wright State +	81	71	(a)
F 3	Butler +	69	88	(a)
F10	Cleveland State + (ot)	92	94	(h)
F15	Loyola +	53	54	(a)
F17	Detroit +	65	91	(a)
F20	Northwestern	58	74	(a)
F22	Illinois-Chicago +	46	53	(a)
F24	Wright State +	81	67	(h)
F29	UW-Green Bay +	62	68	(h)
M 2	UW-Milwaukee +	117	52	(h)
M 7	Detroit	78	76	(#)
M 8	Butler	61	78	(#)

(●) - Minnesota Dial Classic, Minneapolis, MN (4th)
 (◆) - Mississippi Domino's Classic, University, MS (3rd)
 (+) - Midwestern Collegiate Conference game
 (#) - MCC Tournament, Green Bay, WI

1996-97

Record: 7-20 MCC: 5-11 (6th)
 Coach: Liz Galloway-McQuitter
 Captains: Lori Herl, Amanda Reese, Olivia Heitter

	NIU Opp	
N22	Xavier	80 70 (h)
N27	Chicago State	79 54 (h)
D 6	Southwest Texas	55 79 (●)
D 7	North Texas	70 75 (●)
D18	Bradley	64 92 (a)
D21	Auburn	77 96 (h)
D28	Holy Cross	59 78 (h)
J 2	UW-Green Bay +	63 64 (h)
J 4	UW-Milwaukee +	80 63 (h)
J 6	Western Kentucky	77 81 (h)
J 9	Butler +	62 63 (a)
J11	Cleveland State +	87 73 (h)
J16	Loyola +	77 54 (a)
J18	Detroit +	53 73 (a)
J21	DePaul	54 75 (a)
J25	Illinois-Chicago + (ot)	73 66 (a)
J29	Wright State +	65 61 (h)
F 1	Butler +	78 96 (h)
F 8	Cleveland State +	65 78 (a)
F12	Loyola +	69 75 (h)
F15	Detroit +	70 93 (h)
F18	Northwestern	78 97 (h)
F20	Illinois-Chicago +	57 60 (h)
F23	Wright State +	54 67 (a)
F27	UW-Green Bay +	58 72 (a)
M 1	UW-Milwaukee +	68 73 (a)
M 6	Butler	74 83 (#)

(●) - SW Texas Classic, San Marcos, TX (4th)
 (+) - Midwestern Collegiate Conference game
 (#) - MCC Tournament, Green Bay, WI

1997-98

Record: 4-22 MAC: 3-15 (6th-West)
 Coach: Liz Galloway-McQuitter
 Captains: Lori Herl, Amanda Reese

	NIU Opp	
N24	Central Michigan + (ot)	84 90 (h)
D 1	Western Michigan +	71 83 (a)

YEAR-BY-YEAR RESULTS

D 3	Northern Iowa	70	91	(h)
D 5	Purdue	45	75	(h)
D16	Illinois-Chicago	65	69	(h)
D20	Xavier (OH)	58	81	(a)
D22	Stetson	70	64	(a)
D30	Nebraska	57	95	(a)
J 3	Kent State +	61	96	(a)
J 5	Akron +	57	77	(a)
J 8	Marshall +	84	68	(h)
J10	Ohio +	64	88	(h)
J14	Toledo +	72	86	(h)
J17	Eastern Michigan +	54	78	(a)
J24	Ball State +	74	85	(a)
J29	Ohio +	73	81	(a)
J31	Marshall + (ot)	86	82	(a)
F 3	DePaul	80	89	(h)
F 5	Bowling Green +(ot)	87	94	(h)
F 7	Miami (OH) +	58	77	(h)
F 11	Toledo +	61	82	(a)
F14	Eastern Michigan +	76	85	(h)
F17	Northwestern	60	75	(a)
F21	Ball State +	69	84	(h)
F23	Western Michigan +	74	86	(h)
F25	Central Michigan +	79	68	(a)

(+) - Mid-American Conference game



Carol Hammerle

Seasons	W	L	Pct.
1998-2005	7	80	.120

1998-99

Record: 10-16 **MAC:** 7-9 (3rd-West)
Coach: Carol Hammerle
Captain: Amanda Reese

		NIU Opp	
N20	Western Illinois	72	63 (h)
N23	Illinois-Chicago	60	50 (a)
N25	Northwestern	60	74 (h)
N29	Northern Iowa	48	76 (a)
D 1	Iowa State	43	81 (a)
D 4	Purdue	55	83 (a)
D14	DePaul	54	78 (a)
D17	Santa Clara	51	64 (a)
D19	San Francisco	51	66 (a)
D22	IUPUI-Indianapolis	80	55 (h)
D30	Miami (OH) +	63	76 (a)
J 2	Bowling Green St. +	66	81 (a)
J 6	Kent State +	41	64 (h)
J 9	Ohio +	74	67 (h)
J12	Ball State +	57	49 (a)
J20	Akron +	47	62 (a)
J23	Buffalo + (2ot)	77	68 (h)
J27	Central Michigan +	64	67 (h)
J30	Toledo +	44	66 (a)
F 3	Western Michigan +	52	67 (a)
F 6	Eastern Michigan +	65	76 (h)
F 9	Kent State +	47	74 (a)
F13	Miami (OH) +	64	48 (h)
F17	Marshall +	63	50 (h)
F20	Ohio +	72	62 (a)
F23	Bowling Green St. +	64	61 (h)

(+) - Mid-American Conference game

1999-2000

Record: 6-22 **MAC:** 5-11 (6th-West)
Coach: Carol Hammerle
Captain: Charbea Haller

		NIU Opp	
N19	Northwestern	57	68 (a)
N23	Illinois State	64	65 (a)
N26	San Francisco	49	56 (h)
N28	UW-Milwaukee	57	62 (h)
D 1	DePaul	37	56 (h)
D 3	Montana State	57	55 (h)
D12	Western Illinois	48	63 (a)
D15	Arizona	46	78 (a)
D17	Cal-Irvine	41	65 (a)
D22	Evansville	58	79 (h)
D30	Detroit	75	77 (h)
J 5	Marshall +	59	56 (a)
J 8	Eastern Michigan +	52	64 (h)
J10	Buffalo +	56	45 (h)
J13	Miami (OH) +	69	85 (a)
J16	Ball State +	49	62 (a)
J22	Ohio +	67	77 (h)
J26	Central Michigan +	73	63 (h)
J29	Western Michigan +	64	74 (a)
F 2	Toledo +	61	60 (h)
F 5	Eastern Michigan +	51	72 (a)
F 7	Bowling Green St. +	50	86 (a)
F13	Kent State +	61	66 (h)
F17	Central Michigan +	53	66 (a)
F19	Western Michigan +	48	65 (h)
F22	Ball State + (ot)	87	81 (h)
F25	Toledo +	55	70 (a)
F28	Eastern Michigan	65	67 (#)

(+) - Mid-American Conference game
 (#) - MAC Tournament, Ypsilanti, MI

2000-01

Record: 16-16 **MAC:** 10-6 (3rd-West)
Coach: Carol Hammerle
Captains: Kristan Knake, Kim Boeding

		NIU Opp	
N17	Illinois State	83	60 (h)
N20	Northwestern	63	77 (h)
N24	North Carolina St.	39	68 (●)
N25	Michigan	57	78 (●)
N26	Cal-Irvine	58	43 (●)
D 1	Pacific	62	84 (h)
D 5	UW-Milwaukee	52	58 (a)
D 9	DePaul	58	81 (a)
D16	Cal-Irvine	48	66 (h)
D18	Santa Clara	50	62 (h)
D21	Evansville	60	65 (a)
D28	Detroit	72	61 (a)
D30	Western Illinois	50	41 (h)
J 6	Marshall +	66	56 (h)
J 9	Eastern Michigan +	68	56 (a)
J13	Ball State +	54	78 (a)
J16	Toledo +	45	73 (a)
J20	Miami (OH) +	63	50 (h)
J24	Bowling Green St. +	73	58 (h)
J27	Central Michigan +	72	55 (h)
J31	Buffalo +	63	55 (a)
F 3	Eastern Michigan +	50	57 (h)
F 8	Kent State +	68	80 (a)
F10	Ohio + (2 ot)	102	92 (a)
F14	Toledo +	51	70 (h)
F19	Western Michigan +	75	65 (h)
F21	Ball State +	82	74 (h)
F24	Western Michigan +	66	67 (a)
F27	Central Michigan +	67	51 (a)
M 3	Central Michigan	57	35 (#)
M 6	Akron	69	47 (\$)
M 9	Toledo	38	58 (\$)

(●) - Asahi Rainbow Wahine Classic, Honolulu, HI
 (+) - Mid-American Conference game
 (#) - MAC Tournament, DeKalb
 (\$) - MAC Tournament, Cleveland, OH



Michelle Johnson is one of six players to block 100 or more shots in a Huskie uniform. She also scored 1,141 points and grabbed 725 rebounds in her four seasons at NIU.

2001-02

Record: 17-13 **MAC:** 10-6 (4th-West)
Coach: Carol Hammerle
Captain: Jennifer Youngblood

		NIU Opp	
N16	UW-Milwaukee	52	60 (h)
N18	Northwestern	68	63 (a)
N23	Alaska-Fairbanks	48	55 (●)
N24	Long Beach St. (ot)	73	66 (●)
D 1	New Mexico State	65	58 (h)
D 5	SE Missouri St.	71	63 (h)
D 8	Dayton	61	52 (h)
D15	Arizona State	50	61 (h)
D20	Illinois State	52	55 (a)
D22	DePaul	51	71 (h)
D29	Western Illinois	52	70 (a)
J 2	Marshall +	79	55 (a)
J 5	Toledo +	60	61 (h)
J 9	Bowling Green St. +	56	52 (a)
J12	Ball State +	67	64 (h)
J16	Western Michigan +	59	73 (a)
J19	Miami (OH)	74	61 (a)
J23	Buffalo +	39	50 (h)
J28	Central Michigan +	74	61 (h)
J31	Eastern Mich. + (ot)	84	83 (h)
F 2	Akron +	63	42 (a)
F 6	Kent State	68	70 (h)
F10	Ohio +	66	57 (h)
F14	Toledo +	53	60 (a)
F20	Ball State +	48	64 (a)
F23	Western Michigan +	69	58 (h)
F26	Central Michigan +	68	51 (a)
M 2	Buffalo	56	41 (#)
M 6	Toledo	58	48 (\$)
M 8	Ball State	59	77 (\$)

(●) - Mt. McKinley Bank North Star Invitational, Fairbanks, AK (3rd)
 (+) - Mid-American Conference game
 (#) - MAC Tournament, DeKalb
 (\$) - MAC Tournament, Cleveland, OH

2002-03

Record: 12-16 **MAC:** 8-8 (5th-West)
Coach: Carol Hammerle
Captains: Kristan Knake, Jennifer Youngblood

		NIU Opp	
N22	Wisconsin	49	47 (h)
N25	Arizona State	62	70 (a)
N29	Montana State	61	71 (●)
N30	San Jose State	78	72 (●)
D 4	UW-Milwaukee	64	69 (a)
D 7	Illinois State	80	48 (h)
D15	Dayton	67	78 (a)
D18	DePaul	65	79 (a)
D20	Bradley	62	59 (h)
D28	Kansas State	58	63 (h)
D30	Northern Iowa	52	67 (h)
J 8	Ball State +	71	74 (a)
J11	Bowling Green St. +	78	58 (h)
J16	Western Michigan +	48	81 (a)
J18	Kent State	72	76 (a)
J22	Central Michigan +	49	43 (h)
J25	Marshall +	81	74 (h)
J29	Ohio +	61	60 (a)
F 1	Bowling Green St. +	73	72 (a)
F 5	Ball State +	58	67 (h)
F 9	Buffalo +	76	64 (a)
F13	Miami (OH) +	64	70 (h)
F15	Akron +	45	42 (h)
F18	Eastern Michigan +	43	62 (a)
F26	Central Michigan +	62	70 (a)
M 1	Toledo +	69	57 (h)
M 4	Western Michigan +	67	83 (h)
M 8	Marshall	58	70 (#)

(●) - GranTree Inn Classic, Bozeman, MT
 (+) - Mid-American Conference game
 (#) - MAC Tournament, DeKalb

2003-04

Record: 12-16 **MAC:** 7-9 (5th-West)
Coach: Carol Hammerle
Captain: Jennifer Youngblood

		NIU Opp	
N21	Loyola-Chicago	77	60 (h)
N23	Wisconsin	68	65 (a)
N29	Western Illinois	56	61 (h)
D 2	Kansas State	41	60 (a)
D 6	UW-Milwaukee	55	53 (h)
D15	Southeast Missouri St.	57	59 (a)
D18	Saint Louis	67	61 (h)
D21	Bradley	48	53 (a)
D28	New Mexico State	55	60 (a)
D30	Texas-El Paso	62	59 (a)
J 3	DePaul	60	70 (h)
J 7	Western Michigan +	73	80 (a)
J10	Bowling Green St. +	58	66 (h)
J14	Central Michigan +	74	59 (a)
J17	Ohio +	78	71 (h)
J21	Miami (OH) +	67	75 (a)
J24	Kent State +	56	55 (h)
J26	Buffalo +	66	47 (h)
J31	Toledo +	60	62 (a)
F 3	Western Michigan +	69	79 (h)
F 7	Ball State +	57	70 (a)
F10	Akron +	42	43 (a)
F14	Eastern Michigan +	56	63 (h)
F18	Bowling Grn + (4 ot)	102	97 (a)
F22	Marshall +	55	58 (a)
F28	Central Michigan +	60	51 (h)
M 2	Ball State +	82	62 (h)
M 6	Ball State	71	80 (#)

(+) - Mid-American Conference game
 (#) - MAC Tournament, DeKalb

YEAR-BY-YEAR RESULTS

2004-05

Record: 7-21 **MAC:** 4-12 (5th West)
Coach: Carol Hammerle
Captain: Jennifer Youngblood

	NIU	Opp
N 19 Missouri	61	68 (●)
N20 Southern Illinois	61	43 (●)
N26 Northern Iowa	60	74 (a)
D 1 Loyola	54	72 (a)
D 4 South Dakota St.	42	67 (h)
D12 Western Illinois	56	64 (a)
D15 DePaul	59	73 (h)
D18 Saint Louis	67	54 (a)
D21 Texas-El Paso	48	63 (a)
D30 Notre Dame	49	73 (h)
J 2 SIU-Edwardsville	55	39 (h)
J 8 Eastern Michigan +	55	53 (a)
J 11 Toledo +	63	60 (a)
J15 Marshall +	58	71 (h)
J19 Ball State +	41	62 (a)
J22 Akron +	63	52 (h)
J26 Eastern Michigan +	53	61 (h)
J29 Central Michigan + (ot)	58	64 (a)
F 2 Bowling Green St. +	44	80 (a)
F 5 Ball State +	64	70 (h)
F 9 Kent State +	48	61 (a)
F12 Miami +	68	71 (h)
F16 Toledo +	55	64 (h)
F19 Ohio +	64	71 (a)
F22 Western Michigan +	56	59 (h)
F26 Buffalo +	61	59 (a)
M 1 Bowling Green St. +	72	75 (h)
M 5 Toledo #	61	76 (a)

(●) - Iowa / KCRG-TV9 Hawkeye Challenge, at Iowa City, IA
 (+) - Mid-American Conference game
 (#) - MAC Tournament, Toledo, OH



Carol Owens

Seasons	W	L	Pct.
2005-present	3	41	.466

2005-06

Record: 12-17 **MAC:** 7-9 (5th West)
Coach: Carol Owens

	NIU	Opp
N 18 North Dakota State	67	62 (h)
N20 UW-Green Bay	67	73 (h)
N22 Western Illinois	34	50 (a)
N26 Illinois State	50	60 (a)
N29 Illinois	43	57 (a)
D 2 Illinois-Chicago	51	40 (h)
D12 DePaul	46	89 (a)
D19 Wichita State	69	76 (a)
D29 Florida International	71	74 (a)
D30 Coppin State	69	56 (a)
J 4 IPFW	73	64 (h)
J 7 Eastern Michigan+	59	73 (a)
J 11 Central Michigan+	59	57 (a)
J 14 Toledo+	71	60 (h)
J18 Western Michigan+	65	78 (a)
J21 Ball State+	62	68 (h)
J25 Akron+	75	67 (a)
J 31 Buffalo+	81	72 (h)
F 4 Miami (OH)+	51	49 (a)

F 8 Bowling Green+	58	66 (a)
F 11 Kent State+	58	68 (h)
F 15 Eastern Michigan+	37	63 (h)
F 18 Central Michigan+	68	42 (h)
F 22 Toledo+	59	52 (a)
F 26 Western Michigan+	86	89 (h)
F 28 Ball State+	53	65 (a)
M 4 Miami (OH)	73	65 (h)
M 8 Bowling Green#	61	73 (a)

(+) - Mid-American Conference game
 (#) - MAC Tournament, Cleveland, OH

2006-07

Record: 19-12 **MAC:** 8-8 (3rd West)
Coach: Carol Owens

	NIU	Opp
N 11 Illinois State	97	69 (h)
N14 IUPUI	67	73 (h)
N20 Illinois	69	63 (h)
N25 DePaul	68	71 (a)
N28 Chicago State	73	46 (h)
at Northwestern University Tournament		
D 1 Cincinnati *	81	73 (a)
D 2 Northwestern *	70	54 (a)
D 7 Western Illinois	62	45 (h)
D17 Bradley	85	75 (a)
D20 Illinois-Chicago	62	80 (a)
D29 Kansas	82	74 (a)
J 3 Eastern Michigan+	66	80 (a)
J 6 Central Michigan+	73	67 (h)
J 10 Toledo+	65	58 (a)
J 13 Western Michigan+	79	73 (h)
J 17 Ball State+	72	81 (a)
J 20 Akron+	81	70 (h)
J 23 Ohio+	70	72 (a)
J 27 Buffalo+	58	53 (a)
J 30 IPFW	77	55 (a)
F 3 Miami (OH)+	82	70 (h)
F 7 Kent State+	71	78 (a)
F 10 Bowling Green+	76	85 (h)
F 14 Eastern Michigan+	82	68 (h)
F 17 Central Michigan+	61	73 (a)
F 21 Toledo+	73	70 (h)
F 25 Western Michigan+	56	67 (a)
F 28 Ball State+	70	81 (h)
M 4 Akron#	69	56 (a)
M 6 Kent State#	72	68 (a)
M 9 Ball State#	72	83 (a)

(*) - Mildred and Roger L. White Tournament, Evanston, Ill.
 (+) - Mid-American Conference game
 (#) - MAC Tournament, Cleveland, OH

2007-08

Record: 10-18 **MAC:** 6-8 (4th West)
Coach: Carol Owens

	NIU	Opp
N 9 Bradley	54	48 (h)
N 12 Chicago State	57	64 (a)
N 15 Western Illinois	60	59 (h)
N 21 Michigan State *	40	67 (a)
N 22 Tulane *	57	70 (a)
N 25 Illinois-Chicago	42	50 (a)
N 28 UW-Green Bay	54	76 (a)
D 8 Iowa ^	43	87 (a)
D 9 Saint Joseph's ^	90	82 (a)
D 17 DePaul	58	90 (h)
D 21 Northern Iowa	61	46 (h)
D 29 IUPUI	55	58 (a)
D 31 Illinois State	54	78 (a)
J 9 Eastern Michigan+	42	61 (a)
J 12 Ball State+	78	84 (h)
J 15 Central Michigan+	87	60 (h)
J 19 Western Michigan+	51	75 (a)
J 23 Toledo+	69	49 (h)
J 26 Miami University+	77	74 (a)

All-Time Winning and Losing Streaks

Longest Winning Streak (15)
 Dec. 17, 1988 - Feb. 17, 1989

Longest Single-Season Losing Streak (10)
 Dec. 7, 1974 - Feb. 28, 1975

Longest Losing Streak (16)
 Feb. 1, 1997 - Dec. 22, 1997

Longest Home-Court Winning Streak (17)
 March 5, 1992 - Dec. 1, 1993

Longest Single-Season Home Winning Streak (14)
 Dec. 17, 1994 - March 12, 1994

Coaching Records

Coach	Years	Seasons	W	L	Pct.
Dr. Mary Bell	1957-77	20	109	90	.547
Alice Textor	1977-81	4	47	46	.505
Rita Horky	1981-83	2	31	28	.525
Cherri Block	1983-84	1	15	13	.536
Jane Albright	1984-94	10	188	110	.631
Liz Galloway-McQuitter	1994-98	4	37	75	.330
Carol Hammerle	1998-05	7	80	120	.400
Carol Owens	2005-Present	3	41	47	.466
Totals	1957-2008	51	548	529	.509
Pre-AIAW Era	1957-71	14	73	40	.646
AIAW Affiliation	1971-82	11	101	110	.476
NCAA Affiliation	1982-2008	25	374	379	.497

MILESTONE VICTORIES

1st victory: NIU 43, George Williams 8 (1957-58)
50th victory: NIU 42, Western Michigan 18 (2-15-69 / h)
100th victory: NIU 53, Northeastern Illinois 36 (3-1-74 / h)
200th victory: NIU 60, Bowling Green State 58 (2-4-84 / h)
300th victory: NIU 75, South Alabama 71 (11-23-90 / n)
400th victory: NIU 84, La Salle 70 (2-9-95 / a)
500th victory: NIU 82, Ball State 62 (3-2-04 / h)

J 31 Buffalo+	77	63 (h)
F 3 Akron+	71	78 (a)
F 9 Bowling Green+	65	85 (a)
F 13 Kent State+	83	74 (h)
F 27 Western Michigan+	67	65 (h)
M 1 Eastern Michigan+	57	64 (h)
M 3 Ohio+	68	72 (h)
M 5 Ball State+	70	76 (a)
M 10 Kent State#	67	75 (n)

(+) - Mid-American Conference game
 (#) - MAC Tournament, Cleveland, OH
 (*) - Caribbean Challenge, Cancun, Mexico.
 (^) - Hawkeye Classic, Iowa City, Iowa

RECORD VS. ...

Akron

NIU leads series, 15-5

1-13-89 NIU 79, UA 46 (A)
 2-10-89 NIU 88, UA 54 (H)
 3-10-89 NIU 71, UA 64 (N)
 1-11-90 NIU 108, UA 78 (H)
 2-9-90 NIU 112, UA 91 (A)
 1-12-91 NIU 78, UA 51 (A)
 2-9-91 NIU 79, UA 62 (H)
 1-13-92 NIU 101, UA 67 (H)
 2-8-92 UA 75, NIU 72 (A)
 1-5-98 UA 77, NIU 57 (A)*
 1-20-99 UA 62, NIU 47 (A)*
 3-6-01 NIU 69, UA 47 (N)-@
 2-2-02 NIU 63, UA 42 (A)*
 2-15-03 NIU 45, UA 42 (H)*
 2-10-04 UA 43, NIU 42 (A)*
 1-22-05 NIU 63, UA 52 (H)*
 1-25-06 NIU 75, UA 67 (A)*
 1-20-07 NIU 81, UA 70 (H)*
 3-4-07 NIU 69, UA 58 (N)*-@
 2-3-08 UA 78, NIU 71 (A)*

Alabama-Birmingham

UAB leads series, 1-0

3-22-91 UAB 78, NIU 71 (N)

Alaska-Fairbanks

UAF leads series, 1-0

11-23-02 UAF 55, NIU 48 (A)

Arizona

UA leads series, 2-1

12-22-92 UA 80, NIU 75 (A)
 12-22-94 NIU 92, UA 86 (H)
 12-15-00 UA 78, NIU 46 (A)

Arizona State

ASU leads series, 2-0

12-15-01 ASU 61, NIU 50 (H)
 11-25-02 ASU 70, NIU 62 (A)

Arkansas State

ASU leads series, 1-0

11-15-95 ASU 74, NIU 70 (A)

Army

NIU leads series, 1-0

11-25-95 NIU 82, USMA 51 (N)

Auburn

AU leads series, 2-0

2-1-95 AU 102, NIU 55 (A)
 12-21-96 AU 96, NIU 77 (H)

Augustana

Series tied, 1-1

1-29-80 AC 74, NIU 72 (A)
 12-16-80 NIU 66, AC 46 (H)

Ball State

BSU leads series, 21-13

3-14-71 NIU 57, BSU 45
 1-26-83 BSU 86, NIU 83 (H)*
 2-23-83 NIU 87, BSU 60 (A)*
 1-25-84 NIU 102, BSU 64 (A)*
 2-22-84 NIU 78, BSU 70 (H)*
 1-16-85 NIU 68, BSU 61 (H)*
 2-25-85 NIU 89, BSU 71 (A)*
 1- 8-86 BSU 64, NIU 53 (A)*
 2- 5-86 NIU 64, BSU 50 (H)*
 12- 2-89 NIU 97, BSU 82 (H)
 1-24-98 BSU 85, NIU 74 (A)*
 2-21-98 BSU 84, NIU 69 (H)*
 1-12-99 NIU 57, BSU 49 (A)*
 1-16-00 BSU 62, NIU 49 (A)*
 2-22-00 NIU 87, BSU 81 (ot/H)-*
 1-13-01 BSU 78, NIU 54 (A)*
 2-21-01 NIU 82, BSU 74 (H)*
 1-12-02 NIU 67, BSU 64 (H)*
 2-20-02 BSU 64, NIU 48 (A)*
 3- 8-02 BSU 77, NIU 59 (N)-@
 1- 8-03 BSU 74, NIU 71 (A)*
 2-5-03 BSU 67, NIU 58 (H)*
 2-7-04 BSU 70, NIU 57 (A)*
 3-2-04 NIU 82, BSU 62 (H)*
 3-6-04 BSU 80, NIU 71 (H)-@

1-19-05 BSU 62, NIU 41 (A)*
 2-5-05 BSU 70, NIU 64 (H)*
 1-21-06 BSU 68, NIU 62 (H)*
 2-28-06 BSU 65, NIU 53 (A)*
 1-17-07 BSU 81, NIU 72 (A)*
 2-28-07 BSU 81, NIU 70 (H)*
 3-9-07 BSU 83, NIU 72 (N)-@
 1-12-08 BSU 84, NIU 78 (H)*
 3-5-08 BSU 76, NIU 70 (A)*

Baylor

BU leads series, 1-0

12-19-86 BU 72, NIU 64 (A)

Boston College

NIU leads series, 1-0

12-30-90 NIU 100, BC 82 (N)

Bowling Green State

BG leads series, 16-12

12-1-79 BGSU 79, NIU 78 (A)
 11-28-80 NIU 91, BGSU 62 (H)
 1-3-81 BGSU 92, NIU 87 (ot/H)
 2-13-82 NIU 85, BGSU 69 (A)
 1-15-83 BGSU 77, NIU 71 (H)*
 2-12-83 BGSU 89, NIU 60 (A)*
 1-7-84 NIU 60, BGSU 58 (A)*
 2-4-84 NIU 60, BGSU 58 (H)*
 1-30-85 NIU 81, BGSU 70 (H)*
 2-27-85 BGSU 71, NIU 61 (A)*
 1-22-86 BGSU 86, NIU 64 (A)*
 2-19-86 NIU 65, BGSU 61 (H)*
 2-5-98 BGSU 94, NIU 87 (ot/H)-*
 1-2-99 BGSU 76, NIU 63 (A)*
 2-23-99 NIU 64, BGSU 61 (H)*
 2-7-00 BGSU 86, NIU 50 (A)*
 1-24-01 NIU 73, BGSU 58 (H)*
 1-9-02 NIU 56, BGSU 52 (A)*
 1-11-03 NIU 78, BGSU 58 (H)*
 2-1-03 NIU 73, BGSU 72 (A)*
 1-10-04 BGSU 66, NIU 58 (H)*
 2-18-04 NIU 102, BGSU 97 (4ot/A)-*
 2-2-05 BGSU 80, NIU 44 (A)*
 3-1-05 BGSU 75, NIU 72 (H)*

2-8-06 BGSU 66, NIU 58 (A)*
 3-8-06 BGSU 73, NIU 61 (A)*
 2-10-07 BGSU 85, NIU 76 (H)*
 2-9-08 BGSU 85, NIU 65 (A)*

Bradley

NIU leads series, 6-3

1-26-79 NIU 63, BU 39 (A)
 12-3-82 NIU 98, BU 75 (H)
 12-9-83 NIU 65, BU 63 (A)
 12-28-95 BU 76, NIU 66 (H)
 12-18-97 BU 92, NIU 64 (A)
 12-20-02 NIU 62, BU 59 (H)
 12-21-03 BU 53, NIU 48 (A)
 12-17-06 NIU 85, BU 75 (A)
 11-9-07 NIU 54, BU 48 (H)

Buffalo

NIU leads series, 10-1

1-23-99 NIU 77, UB 68 (2ot/H)-*
 1-10-00 NIU 56, UB 45 (H)-*
 1-31-01 NIU 63, UB 55 (A)*
 1-23-02 UB 50, NIU 39 (H)*
 3-2-02 NIU 56, UB 41 (H)-@
 2-9-03 NIU 76, UB 64 (A)*
 1-26-04 NIU 66, UB 47 (H)*
 2-26-05 NIU 61, UB 59 (A)*
 1-31-06 NIU 81, UB 72 (H)*
 1-27-07 NIU 58, UB 53 (A)*
 1-31-08 NIU 77, UB 63 (H)-*

Butler

BU leads series, 8-2

11-28-87 NIU 75, BU 68 (A)
 12-3-88 NIU 91, BU 77 (H)
 1-7-95 BU 77, NIU 61 (A)
 2-21-95 BU 75, NIU 74 (H)
 1-10-96 BU 83, NIU 72 (H)
 2-3-96 BU 88, NIU 69 (A)
 3-8-96 BU 78, NIU 61 (N)
 1-9-97 BU 63, NIU 62 (A)
 2-1-97 BU 96, NIU 78 (H)
 3-6-97 BU 83, NIU 74 (N)

Cal-Irvine

UCI leads series, 2-1

12-17-99 UCI 65, NIU 41 (A)
 11-26-00 NIU 58, UCI 43 (N)
 12-16-00 UCI 66, NIU 48 (H)

Cal State-Fullerton

NIU leads series, 1-0

12-29-89 NIU 94, CSUF 80 (A)

Calvin (MI)

NIU leads series, 2-0

2-11-67 NIU 55, CC 54 (A)
 3-12-72 NIU 2, CC 0 (FF/N)

Carroll (WI)

NIU leads series, 1-0

1-26-80 NIU 78, CC 39 (H)

Carthage (WI)

NIU leads series, 1-0

1-19-80 NIU 93, CC 86 (H)

Central Florida

NIU leads series, 2-0

11-30-85 NIU 96, UCF 85 (A)
 11-24-90 NIU 99, UCF 61 (A)

Central Michigan

NIU leads series, 18-16

2-23-80 CMU 92, NIU 82 (A)
 1-2-81 CMU 92, NIU 84 (N)
 2-28-81 NIU 79, CMU 69 (H)
 2-6-82 NIU 69, CMU 67 (A)
 1-12-83 CMU 53, NIU 50 (A)*
 2-9-83 NIU 59, CMU 54 (H)*
 1-4-84 CMU 89, NIU 60 (H)*
 3-3-84 CMU 88, NIU 75 (A)*
 3-7-84 CMU 106, NIU 72 (N)-@
 1-26-85 CMU 79, NIU 67 (A)*
 2-23-85 NIU 74, CMU 70 (H)*
 3- 8-85 CMU 72, NIU 59 (N)-@



Denise Robinson was a mainstay of the Huskie attack in the early 1980s during NIU's first tenure in the Mid-American Conference.

1-18-86 CMU 87, NIU 86 (ot/H)-*
 2-15-86 CMU 101, NIU 79 (A)-*
 11-24-97 CMU 90, NIU 84 (ot/H)-*
 2-25-98 NIU 79, CMU 68 (A)*
 1-27-99 CMU 67, NIU 64 (H)*
 1-26-00 NIU 73, CMU 63 (H)*
 2-17-00 CMU 66, NIU 53 (A)*
 1-27-01 NIU 72, CMU 55 (H)-*
 2-27-01 NIU 67, CMU 51 (A)*
 3- 3-01 NIU 57, CMU 35 (H)-@
 1-28-02 NIU 74, CMU 61 (H)-*
 2-26-02 NIU 68, CMU 51 (A)*
 1-22-03 NIU 49, CMU 43 (H)*
 2-26-03 CMU 70, NIU 62 (A)*
 1-14-04 NIU 74, CMU 59 (A)*
 2-28-04 NIU 60, CMU 51 (H)*
 1-29-05 CMU 64, NIU 58 (A/ot)-*
 1-11-06 NIU 59, CMU 57 (A)*
 2-18-06 NIU 68, CMU 42 (H)*
 1-6-07 NIU 73, CMU 67 (H)*
 2-17-07 CMU 73, NIU 61 (A)*
 1-15-08 NIU 87, CMU 60 (H)*

Cheyney State

CSU leads series, 1-0

11-3-84 CSU 71, NIU 54 (H)

Chicago

NIU leads series, 2-0

1958-59 NIU 37, UC 29
 1-14-80 NIU 83, UC 48 (H)

Chicago State

NIU leads series, 8-3

1-14-76 CSU 57, NIU 33 (H)
 3-4-76 CSU 58, NIU 46 (N)
 12-3-77 NIU 87, CSU 45 (H)
 1-12-79 NIU 67, CSU 57 (H)
 2-9-79 NIU 91, CSU 59 (H)
 2-6-80 NIU 89, CSU 39 (H)
 11-29-94 NIU 90, CSU 48 (H)
 12-6-95 NIU 86, CSU 60 (A)
 11-27-96 NIU 79, CSU 54 (H)
 11-28-06 NIU 73, CSU 46 (H)
 11-12-07 CSU 64, NIU 57 (A)

Cincinnati

NIU leads series, 2-1

12-13-86 NIU 75, UC 59 (H)
 12-22-87 UC 80, NIU 56 (A)
 12-1-06 NIU 81, UC 73 (N)



Charbea Haller's 35-foot buzzer-beater defeated Bowling Green St. on Feb. 23, 1999, the finale of Carol Hammerle's first season at Northern Illinois.

Game notes:

* - MAC games
 @ - MAC tournament games
 # - NCAA tournament games
 mc - home games played at Rockford MetroCentre

RECORD VS. ...

Clemson

CU leads series, 1-0
11-29-86 CU 72, NIU 71 (H)

Cleveland State

NIU leads series, 16-3
1-15-89 NIU 83, CSU 49 (A)
2-12-89 NIU 97, CSU 50 (H)
3-9-89 NIU 96, CSU 64 (N)
1-13-90 NIU 96, CSU 48 (H)
2-11-90 NIU 88, CSU 66 (A)
1-10-91 NIU 72, CSU 63 (A)
2-7-91 NIU 98, CSU 65 (H)
3-7-91 NIU 84, CSU 60 (N)
1-11-92 NIU 94, CSU 85 (H)
2-6-92 NIU 117, CSU 115 (ot/A)
1-21-93 NIU 85, CSU 54 (A)
2-25-93 NIU 88, CSU 77 (H)
1-29-94 NIU 93, CSU 77 (A)
3-5-94 NIU 104, CSU 86 (H)
2-11-95 NIU 85, CSU 68 (A)
1-13-96 CSU 79, NIU 68 (A)
2-10-96 CSU 94, NIU 92 (ot/H)
1-11-97 NIU 87, CSU 73 (H)
2-8-97 CSU 78, NIU 65 (A)

Coppin State

NIU leads series, 1-0
12-30-05 NIU 69, CSU 59 (N)

Colorado

UC leads series, 1-0
12-2-94 UC 78, NIU 49 (N)

Concordia (IL)

NIU leads series, 17-8
1959-60 CU 38, NIU 35
1959-60 CU 32, NIU 30 (N)
1-14-61 CU 42, NIU 40 (A)
2-10-61 NIU 45, CU 26 (H)
1-17-62 NIU 38, CU 35 (H)
2-10-62 NIU 49, CU 39 (A)
12-1-62 CU 25, NIU 23 (H)
11-23-63 NIU 45, CU 20 (A)
1-17-63 NIU 29, CU 26 (H)
12-5-64 CU 29, NIU 28 (H)
12-4-65 NIU 23, CU 15 (H)
12-3-66 NIU 44, CU 36 (A)
12-16-67 NIU 33, CU 14 (A)
12-14-68 NIU 74, CU 32 (H)
1969-70 NIU 51, CU 15 (H)
2-10-71 NIU 49, CU 26 (A)



Shelly Roberts scored 1,176 points and grabbed 520 rebounds in four seasons for the Huskies, then returned to NIU as an assistant coach.



Keishonda Williamson made the first of 18 starts against top-25 ball club DePaul during the 2004-05 campaign.

1971-72 NIU 57, CU 30 (A)
1-10-73 NIU 47, CU 36 (A)
1-16-74 NIU 48, CU 32 (H)
1-15-75 CU 55, NIU 44 (A)
1-29-76 CU 64, NIU 49 (H)
1-19-77 NIU 75, CU 61 (A)
2-1-78 NIU 66, CU 60 (H)
2-20-79 CU 80, NIU 65 (A)
1-23-80 NIU 98, CU 40 (H)

Creighton

NIU leads series, 2-0
1-10-89 NIU 106, CU 74 (H)
1- 8-90 NIU 116, CU 84 (A)

Dartmouth

NIU leads series, 1-0
12-31-88 NIU 94, DC 86 (N)

Dayton

NIU leads series, 3-2
2-11-87 NIU 76, UD 66 (A)
1-30-88 UD 78, NIU 75 (A)
2-29-88 NIU 99, UD 61 (H)
12-8-01 NIU 61, UD 52 (H)
12-15-02 UD 78, NIU 67 (A)

Defiance (OH)

NIU leads series, 1-0
11-30-79 NIU 79, DC 50 (A)

DePaul

DU leads series, 29-7
2-12-79 DU 82, NIU 63 (H)
3-2-79 DU 95, NIU 61 (N)
2-12-80 DU 90, NIU 82 (A)
2-18-81 DU 68, NIU 58 (H)
2-10-82 DU 81, NIU 71 (A)
1-28-87 DU 92, NIU 63 (A)
1-27-88 DU 94, NIU 85 (H)
2-25-88 DU 79, NIU 69 (A)
1-19-89 NIU 86, DU 82 (ot/H)
2-17-89 DU 81, NIU 75 (A)
3-11-89 DU 76, NIU 61 (A)
1-18-90 NIU 81, DU 75 (A)
2-15-90 NIU 92, DU 77 (H)
3-10-90 NIU 97, DU 85 (H)
1-26-91 NIU 91, DU 82 (A)
2-28-91 DU 79, NIU 74 (H)
3-8-91 DU 91, NIU 84 (N)
1-2-92 DU 72, NIU 59 (A)
2-4-92 DU 75, NIU 66 (H)
1-19-93 NIU 73, DU 69 (H)

2-15-93 DU 84, NIU 68 (A)
2-15-94 NIU 64, DU 53 (H)
1-4-95 DU 82, NIU 65 (A)
1-24-96 DU 115, NIU 82 (H)
1-21-97 DU 75, NIU 54 (A)
2-3-98 DU 89, NIU 80 (H)
12-14-98 DU 78, NIU 54 (A)
12-1-99 DU 56, NIU 37 (H)
12-9-00 DU 81, NIU 58 (A)
12-22-01 DU 71, NIU 51 (H)
12-18-02 DU 79, NIU 65 (A)
1-3-04 DU 70, NIU 60 (H)
12-15-05 DU 73, NIU 59 (H)
12-12-05 DU 89, NIU 46 (A)
11-25-06 DU 71, NIU 68 (A)
12-17-07 DU 90, NIU 58 (H)

Detroit

UDM leads series, 6-4
1-31-87 UDM 88, NIU 66 (H)
2-17-88 NIU 102, UDM 70 (A)
2-4-95 NIU 79, UDM 65 (H)
1-21-96 UDM 92, NIU 78 (H)
2-17-96 UDM 91, NIU 65 (A)
3-7-96 NIU 78, UDM 76 (N)
1-18-97 UDM 73, NIU 53 (A)
2-15-97 UDM 93, NIU 70 (H)
12-30-99 UDM 77, NIU 75 (H)
12-28-00 NIU 72, UDM 61 (A)

Drake

DU leads series, 4-0
11-26-82 DU 99, NIU 88 (ot/A)
12-22-83 DU 76, NIU 54 (A)
12-18-84 DU 88, NIU 85 (A)
12-30-85 DU 89, NIU 79 (H)

Duke

DU leads series, 1-0
2-14-87 DU 85, NIU 68 (A)

Eastern Illinois

NIU leads series, 15-10
1958-59 NIU 31, EIU 25
1959-60 EIU 42, NIU 36
1-13-62 EIU 47, NIU 36 (A)
1-11-64 NIU 36, EIU 31 (A)
2-8-64 NIU 29, EIU 24 (A)
1-9-65 NIU 51, EIU 13 (H)
1-30-65 NIU 68, EIU 28 (A)
2-8-70 NIU 61, EIU 41 (N)
1970-71 NIU 57, EIU 32 (A)
1971-72 NIU 62, EIU 24 (A)
3-2-73 EIU 43, NIU 34 (N)
1973-74 NIU 36, EIU 31
2-8-75 EIU 47, NIU 36 (A)
2-28-76 EIU 41, NIU 40 (N)
2-26-77 EIU 65, NIU 53 (A)
3-4-77 EIU 73, NIU 58 (N)
2-25-78 EIU 75, NIU 45 (H)
2-16-80 EIU 87, NIU 60 (A)
2-25-81 NIU 70, EIU 63 (H)
12-6-85 EIU 87, NIU 65 (H)
1-16-93 NIU 85, EIU 58 (A)
2-17-93 NIU 103, EIU 57 (H)
3-11-93 NIU 102, EIU 51 (N)
12-30-93 NIU 96, EIU 61 (H)
2-3-94 NIU 84, EIU 67 (A)

Eastern Michigan

EMU leads series, 21-8
11-24-81 EMU 76, NIU 69 (H)
2-19-82 NIU 70, EMU 69 (N)
1-19-83 NIU 68, EMU 56 (A)*
2-16-83 EMU 82, NIU 67 (H)*
1-11-84 NIU 66, EMU 61 (H)*
2-8-84 EMU 71, NIU 60 (A)*
1-2-85 EMU 98, NIU 83 (A)*
3-2-85 NIU 84, EMU 82 (H)*
1-30-86 EMU 83, NIU 76 (H)*
2-26-86 EMU 78, NIU 66 (A)*
1-17-98 EMU 78, NIU 54 (A)*
2-14-98 EMU 85, NIU 76 (H)*
2-6-99 EMU 76, NIU 65 (H)*
1-8-00 EMU 64, NIU 52 (H)*

2-5-00 EMU 72, NIU 51 (A)*
2-28-00 EMU 67, NIU 65 (A)-@
1-9-01 NIU 68, EMU 56 (A)*
2-3-01 EMU 57, NIU 50 (H)*
1-31-02 NIU 84, EMU 83 (ot/H)*
2-18-03 EMU 62, NIU 43 (A)*
2-14-04 EMU 63, NIU 56 (H)*
1-8-05 NIU 55, EMU 53 (A)*
1-26-05 EMU 61, NIU 53 (H)*
1-7-06 EMU 73, NIU 59 (A)*
1-15-06 EMU 63, NIU 37 (H)*
1-3-07 EMU 68, NIU 80 (A)*
2-14-07 NIU 82, EMU 68 (H)-*
1-9-08 EMU 61, NIU 42 (A)*
3-1-08 EMU 64, NIU 57 (H)*

Evansville

UE leads series, 2-1
12-2-85 NIU 80, UE 68 (N)
12-22-99 UE 79, NIU 58 (H)
12-21-00 UE 65, NIU 60 (A)

Florida International

FIU leads series, 1-0
12-29-05 FI 74, NIU 71 (A)

Florida State

Series tied, 1-1
2-22-92 FSU 99, NIU 74 (A)
2-9-93 NIU 86, FSU 80 (H)

Fresno State

NIU leads series, 1-0
12-4-92 NIU 93, FSU 74 (H)

Georgetown

GU leads series, 1-0
3-17-93 GU 76, NIU 74 (A)-#

George Williams

NIU leads series, 8-1
1957-58 NIU 43, GWC 8
1968-69 NIU 71, GWC 5 (H)
3-3-73 NIU 54, GWC 33 (N)
12-7-74 GWC 54, NIU 47 (A)
2-28-75 NIU 42, GWC 41 (N)
12-6-75 NIU 34, GWC 33 (A)
12-7-76 NIU 63, GWC 59 (ot/A)
12-3-77 NIU 72, GWC 56 (H)
2-18-80 NIU 93, GWC 69 (H)

Georgia

UG leads series, 1-0
12-19-81 UG 76, NIU 65 (N)

Georgia State

NIU leads series, 1-0
2-23-91 NIU 73, GSU 66 (N)

Holy Cross

CHC leads series, 1-0
12-28-96 CHC 78, NIU 59 (H)

Houston

UH leads series, 2-0
12-17-86 UH 102, NIU 95 (A)
3-21-91 UH 83, NIU 71 (N)

Illinois

NIU leads series, 14-12
1959-60 NIU 40, UI 27
2-20-65 NIU 42, UI 29 (H)
12-18-65 NIU 35, UI 27 (H)
12-17-66 UI 45, NIU 38 (A)
12-2-67 NIU 37, UI 22 (H)
12-9-67 NIU 28, UI 22 (N)

Game notes:

* - MAC games
@ - MAC tournament games
- NCAA tournament games
mc - home games played at Rockford MetroCentre

RECORD VS. ...

- 12-7-68 NIU 34, UI 15 (A)
- 12-6-69 NIU 55, UI 23 (H)
- 2-7-70 NIU 53, UI 31 (N)
- 1970-71 UI 42, NIU 41 (H)
- 2-12-72 NIU 72, UI 56 (H)
- 12-16-72 UI 45, NIU 44 (A)
- 3-4-73 UI 40, NIU 39 (N)
- 2-23-74 NIU 44, UI 32 (H)
- 2-22-75 UI 53, NIU 35 (A)
- 2-28-75 UI 46, NIU 44 (A)
- 2-24-76 UI 57, NIU 45 (H)
- 2-19-77 UI 65, NIU 26 (A)
- 2-21-81 UI 105, NIU 74 (A)
- 1-26-82 UI 75, NIU 61 (H)
- 11-27-82 NIU 75, UI 72 (N)
- 12-16-83 UI 79, NIU 46 (A)
- 1-5-89 NIU 92, UI 87 (A)
- 12-16-89 NIU 110, UI 93 (H)
- 11-29-05 UI 57, NIU 43 (A)
- 11-20-06 NIU 69, UI 63 (H)

Illinois Central

- ICC leads series, 4-3**
- 12-8-73 NIU 40, ICC 23 (H)
 - 12-11-76 ICC 59, NIU 49 (A)
 - 1-20-78 ICC 63, NIU 54 (H)
 - 1-27-79 NIU 60, ICC 59 (A)
 - 2-2-80 ICC 70, NIU 63 (A)
 - 2-7-81 ICC 80, NIU 64 (A)
 - 1-8-82 NIU 89, ICC 74 (H)

Illinois-Chicago

- NIU leads series, 24-13**
- 2-14-70 NIU 83, UIC 25 (N)
 - 2-8-77 UIC 69, UIC 58 (A)
 - 3-3-77 UIC 53, NIU 44 (H)
 - 2-9-78 UIC 85, NIU 56 (H)
 - 1-31-79 UIC 73, NIU 46 (A)
 - 12-5-79 UIC 62, NIU 54 (H)
 - 2-24-81 NIU 84, UIC 78 (A)
 - 2-24-82 NIU 70, UIC 51 (H)
 - 1-24-87 NIU 91, UIC 75 (A)
 - 2-28-87 NIU 85, UIC 60 (H)
 - 1-11-88 NIU 106, UIC 56 (H)
 - 1-21-89 NIU 97, UIC 85 (H)
 - 2-15-89 NIU 96, UIC 66 (A)
 - 1-31-90 NIU 83, UIC 50 (A)
 - 2-25-90 NIU 116, UIC 58 (H)
 - 1-24-91 NIU 96, UIC 55 (H)
 - 2-20-91 NIU 67, UIC 59 (A)
 - 1-27-92 NIU 72, UIC 55 (A)
 - 2-20-92 NIU 84, UIC 55 (H)
 - 3-5-92 NIU 87, UIC 45 (H)
 - 2-3-93 NIU 79, UIC 53 (H)
 - 2-20-93 UIC 81, NIU 76 (A)
 - 3-12-93 NIU 81, UIC 47 (N)
 - 1-6-94 NIU 74, UIC 56 (A)
 - 2-10-94 NIU 83, UIC 56 (H)
 - 3-11-94 NIU 86, UIC 64 (H)
 - 1-23-95 UIC 81, NIU 70 (A)
 - 3-1-95 UIC 69, NIU 67 (H)
 - 1-27-96 NIU 80, UIC 77 (H)
 - 2-22-96 UIC 53, NIU 46 (A)
 - 1-25-97 NIU 73, UIC 66 (ot/A)
 - 2-20-97 UIC 60, NIU 57 (H)
 - 12-16-97 UIC 69, NIU 65 (H)
 - 11-23-98 NIU 60, UIC 50 (H)
 - 12-2-05 NIU 51, UIC 40 (H)
 - 12-20-06 UIC 80, NIU 62 (A)
 - 11-25-07 UIC 50, NIU 42 (A)

Illinois State

- ISU leads series, 22-7**
- 1957-58 ISU 41, NIU 39
 - 1958-59 ISU 44, NIU 23
 - 1-7-61 NIU 42, ISU 37 (H)
 - 1-6-62 ISU 53, NIU 17 (H)
 - 1-5-63 ISU 49, NIU 37 (H)
 - 12-14-63 ISU 49, NIU 23 (A)
 - 2-15-64 ISU 59, NIU 32 (H)
 - 12-19-64 ISU 47, NIU 25 (H)
 - 12-11-65 ISU 42, NIU 29 (A)
 - 2-4-67 NIU 28, ISU 23 (H)
 - 1-6-68 ISU 37, NIU 32 (H)
 - 2-7-70 ISU 62, NIU 50 (A)



Gena Stubbs' accomplishments include more than 1,500 points plus a school-record 14 assists versus Minnesota on December 17, 1988.

- 2-16-71 ISU 52, NIU 46 (A)
- 1971-72 NIU 60, ISU 39 (A)
- 3-5-72 ISU 65, NIU 63 (2ot/H)
- 2-14-73 ISU 54, NIU 23 (A)
- 1-26-74 ISU 43, NIU 24 (H)
- 3-1-74 ISU 52, NIU 41 (N)
- 2-18-75 ISU 61, NIU 18 (A)
- 3-1-79 NIU 60, ISU 66 (N)
- 2-16-81 ISU 74, NIU 56 (A)
- 2-3-82 ISU 71, NIU 60 (H)
- 11-23-99 ISU 65, NIU 64 (A)
- 11-17-00 NIU 83, ISU 60 (H)
- 12-20-01 ISU 55, NIU 52 (A)
- 12-7-02 NIU 80, ISU 48 (A)
- 11-26-05 ISU 60, NIU 50 (A)
- 11-11-06 NIU 97, ISU 69 (H)
- 12-31-07 ISU 78, NIU 54 (A)

Indiana

- IU leads series, 2-1**
- 1970-71 IU 58, NIU 46 (H)
 - 3-11-72 NIU 42, IU 35 (N)
 - 2-10-73 IU 48, NIU 16 (A)

Indiana State

- NIU leads series, 3-2**
- 12-10-66 ISU 62, NIU 36 (A)
 - 3-8-69 NIU 68, ISU 51 (N)
 - 3-11-82 ISU 65, NIU 64 (A)
 - 11-28-83 NIU 71, ISU 49 (A)
 - 11-30-84 NIU 86, ISU 72 (H)

Indiana-Purdue-Fort Wayne

- NIU leads series, 2-0**
- 1-4-06 NIU 73, IPFW 64 (H)
 - 1-30-07 NIU 77, IPFW 55 (A)

Indiana-Purdue-Indianapolis

- IUPUI leads series 2-1**
- 12-22-98 NIU 80, IUPUI 55 (H)
 - 11-14-06 IUPUI 73, NIU 67 (H)
 - 12-29-07 IUPUI 58, NIU 55

Game notes:

- * - MAC games
- @ - MAC tournament games
- # - NCAA tournament games
- mc - home games played at Rockford MetroCentre

Iowa

- UI leads series, 10-8**
- 2-11-61 NIU 48, UI 40 (A)
 - 2-10-68 UI 53, NIU 22 (A)
 - 2-8-69 UI 54, NIU 37 (H)
 - 3-7-70 UI 51, NIU 39 (A)
 - 1-9-71 NIU 43, UI 34 (H)
 - 12-11-71 NIU 62, UI 45 (A)
 - 12-9-72 UI 47, NIU 29 (H)
 - 12-1-73 UI 53, NIU 33 (A)
 - 12-14-74 UI 58, NIU 37 (H)
 - 1-31-76 NIU 54, UI 53 (A)
 - 2-4-78 UI 96, NIU 44 (H)
 - 1-5-82 NIU 69, UI 57 (A)
 - 12-30-82 NIU 74, UI 71 (H)
 - 12-31-83 NIU 69, UI 65 (N)
 - 12-6-87 UI 81, NIU 73 (H)
 - 1-26-93 UI 92, NIU 59 (A)
 - 1-25-94 NIU 59, UI 56 (H)
 - 12-8-07 UI 87, NIU 43 (A)

Iowa State

- ISU leads series, 1-0**
- 12-1-98 ISU 81, NIU 43 (A)

Iowa Wesleyan

- IWU leads series, 1-0**
- 12-9-67 IWU 33, NIU 19 (N)

Kansas

- NIU leads series, 1-0**
- 12-29-06 NIU 82, KU 74 (A)

Kansas State

- KSU leads series, 4-0**
- 12-29-84 KSU 85, NIU 70 (A)
 - 12-7-85 KSU 69, NIU 65 (H)
 - 12-28-02 KSU 63, NIU 58 (H)
 - 12-2-03 KSU 60, NIU 41 (A)

Kent State

- KSU leads series, 15-9**
- 1-2-82 KSU 60, NIU 55 (H)
 - 1-29-83 KSU 69, NIU 60 (A)*
 - 2-26-83 NIU 63, KSU 55 (H)*
 - 1-25-84 NIU 64, KSU 55 (H)*
 - 2-18-84 KSU 57, NIU 56 (A)*
 - 1-12-85 NIU 77, KSU 72 (A)*
 - 2-9-85 NIU 84, KSU 68 (H/mc)*
 - 1-4-86 NIU 84, KSU 75 (H)*
 - 2-1-86 KSU 80, NIU 57 (A)*
 - 12-9-88 NIU 107, KSU 86 (N)
 - 1-3-98 KSU 96, NIU 61 (A)*
 - 1-6-99 KSU 64, NIU 41 (H)*
 - 2-9-99 KSU 74, NIU 47 (A)*
 - 2-13-00 KSU 66, NIU 61 (H)*
 - 2-8-01 KSU 80, NIU 68 (A)*
 - 2-6-02 KSU 70, NIU 68 (H)*
 - 1-18-03 KSU 76, NIU 72 (A)*
 - 1-24-04 NIU 56, KSU 55 (H)*
 - 2-9-05 KSU 61, NIU 48 (A)*
 - 2-11-06 KSU 68, NIU 58 (H)*
 - 2-7-07 KSU 78, NIU 71 (A)*
 - 3-6-07 NIU 72, KSU 68 (N)*@
 - 2-13-08 NIU 83, KSU 74 (H)*
 - 3-10-08 KSU 75, NIU 67 (N)*@

Lake Forest

- NIU leads series, 1-0**
- 2-22-64 NIU 39, LFC 23 (A)

La Salle

- NIU leads series, 2-0**
- 2-9-95 NIU 84, LU 70 (A)
 - 3-11-95 NIU 80, LU 77 (ot/H)

Lewis

- NIU leads series, 4-0**
- 12-6-78 NIU 76, LU 70 (ot/H)
 - 1-22-79 NIU 84, LU 77 (A)
 - 1-26-81 NIU 86, LU 58 (H)
 - 12-30-81 NIU 80, LU 74 (A)

Long Beach State

- NIU leads series, 1-0**
- 11-24-01 NIU 73, LBSU 66 (ot/N)

Louisiana Tech

- NIU leads series, 1-0**
- 3-18-92 NIU 77, LTU 71 (ot/H)*

Louisville

- Series tied, 1-1**
- 12-8-84 UL 69, NIU 66 (H)
 - 2-24-91 NIU 63, UL 60 (N)

Loyola-Chicago

- NIU leads series, 10-6**
- 1-16-80 NIU 75, LUC 68 (H)
 - 12-15-80 LUC 93, NIU 74 (A)
 - 1-9-81 NIU 62, LUC 61 (H)
 - 1-30-82 NIU 61, LUC 58 (H)
 - 12-19-82 LUC 74, NIU 73 (A)
 - 12-18-85 LUC 87, NIU 49 (A)
 - 1-15-87 NIU 82, LUC 69 (H)
 - 1-31-94 NIU 72, LUC 66 (A)
 - 1-14-95 NIU 91, LUC 53 (A)
 - 2-25-95 NIU 103, LUC 59 (H)
 - 1-17-96 NIU 78, LUC 76 (H)
 - 2-15-96 LUC 54, NIU 53 (A)
 - 1-16-97 NIU 77, LUC 54 (A)
 - 2-12-97 LUC 75, NIU 69 (H)
 - 12-21-03 NIU 77, LUC 60 (H)
 - 12-1-04 LUC 72, NIU 54 (A)

Loyola Marymount

- LMU leads series, 1-0**
- 11-26-93 LMU 68, NIU 60 (N)

Maine


- NIU leads series, 1-0**
- 11-26-94 NIU 63, UM 56 (A)

Manhattan College

- Series tied, 1-1**
- 12-21-91 MC 69, NIU 62 (A)
 - 1-4-93 NIU 109, MC 56 (H)

Marquette

- NIU leads series, 9-1**
- 2-5-80 NIU 69, MU 65 (A)
 - 11-29-80 NIU 87, MU 75 (H)



Toby Meeks was a key member of the Huskies' 1989-90 team which won the North Star Conference tournament and advanced to the NCAA Championships.

RECORD VS. ...

11-28-81 NIU 75, MU 61 (A)
 12-8-82 NIU 103, MU 53 (H)
 1-17-87 MU 85, NIU 75 (A)
 2-19-87 NIU 85, MU 60 (H)
 1-18-88 NIU 88, MU 67 (H)
 2-13-88 NIU 69, MU 67 (A)
 2-4-89 NIU 93, MU 62 (A)
 2-25-89 NIU 109, MU 89 (H)

Marshall

NIU leads series, 7-2

1-8-98 NIU 84, MU 68 (H)-*
 1-31-98 NIU 86, MU 82 (ot/A)-*
 2-17-99 NIU 63, MU 50 (H)-*
 1-5-00 NIU 59, MU 56 (A)-*
 1-6-01 NIU 66, MU 56 (H)-*
 1-2-02 NIU 79, MU 55 (A)-*
 1-25-03 NIU 81, MU 74 (H)-*
 3-8-03 MU 70, NIU 58 (H)-@
 2-22-04 MU 58, NIU 55 (A)-*

Marycrest

NIU leads series, 2-0

12-15-79 NIU 68, MC 58 (A)
 1-24-81 NIU 86, MC 59 (H)

McNeese State

NIU leads series, 1-0

12-20-80 NIU 2, MSU 0 (FF / N)

Memphis State

MSU leads series, 2-0

12-18-80 MSU 107, NIU 74 (A)
 12-17-81 MSU 83, NIU 52 (A)

Miami (Florida)

Series tied, 1-1

2-9-87 NIU 77, UM 72 (H)
 2-6-88 UM 88, NIU 80 (A)

Miami (Ohio)

NIU leads series, 13-11

1-9-82 NIU 57, MU 52 (H)
 2-20-82 MU 58, NIU 56 (N)
 2-2-83 MU 76, NIU 73 (H)-*
 3-2-83 MU 69, NIU 52 (A)-*
 1-18-84 NIU 76, MU 50 (A)-*
 2-15-84 NIU 95, MU 67 (H)-*
 1-19-85 MU 102, NIU 94 (3ot/A)-*
 2-16-85 MU 65, NIU 60 (H)-*
 1-11-86 MU 68, NIU 64 (H)-*
 2-8-86 MU 79, NIU 76 (A)-*
 12-6-91 NIU 83, MU 75 (H)
 2-7-98 MU 77, NIU 58 (H)-*
 12-30-98 MU 76, NIU 63 (A)-*
 2-13-99 NIU 64, MU 48 (H)-*
 1-13-00 MU 85, NIU 69 (A)-*
 1-20-01 NIU 63, MU 50 (H)-*
 1-19-02 NIU 74, MU 61 (A)-*
 2-13-03 MU 70, NIU 64 (H)-*
 1-21-04 MU 75, NIU 67 (A)-*
 2-12-05 MU 71, NIU 68 (H)-*
 2-4-06 NIU 51, MU 49 (A)-*
 3-4-06 NIU 73, MU 65 (H)-*
 2-3-07 NIU 82, MU 70 (H)-*
 1-26-08 NIU 75, MU 74 (A)-*

Michigan

UM leads series, 2-1

1-24-88 NIU 81, UM 78 (H)
 12-31-95 NIU 81, UM 69 (H)
 11-25-00 UM 78, NIU 57 (N)

Michigan State


NIU leads series, 3-2

3-10-72 NIU 64, MSU 34 (N)
 12-11-82 NIU 73, MSU 57 (A)
 12-8-90 MSU 78, NIU 69 (A)
 11-24-91 NIU 58, MSU 55 (H)
 11-21-07 MSU 67, NIU 40 (H)

Minnesota

UM leads series, 3-2

12-1-82 UM 91, NIU 70 (A)



Amanda Reese stands second in school history with 451 career assists. She also is one of 21 players to score more than 1,000 points in a Huskie uniform.

11-28-86 UM 87, NIU 71 (A)
 12-17-88 NIU 104, UM 75 (H)
 11-28-89 NIU 98, UM 75 (A)
 11-26-95 UM 88, NIU 71 (A)

Mississippi College

NIU leads series, 1-0

11-29-85 NIU 91, MC 88 (N)

Mississippi State

MSU leads series, 2-0

12-19-90 MSU 85, NIU 78 (N)
 12-18-81 MSU 83, NIU 65 (N)

Missouri

UM leads series, 2-0

12-30-87 UM 78, NIU 76 (A)
 11-19-04 UM 68, NIU 61 (N)

Missouri-St. Louis

NIU leads series, 2-0

2-2-79 NIU 74, UMSL 64 (A)
 12-11-79 NIU 86, UMSL 61 (H)

Monmouth (NJ)

NIU leads series, 1-0

12-29-83 NIU 77, MC 53 (N)

Montana State

Series tied, 1-1

12- 3-99 NIU 57, MSU 55 (H)
 11-29-02 MSU 71, NIU 61 (A)

National College of Education

NIU leads series, 1-0

3-7-82 NIU 72, NCE 69 (N)

Nebraska

NIU leads series, 2-1

1-6-90 NIU 93, UN 69 (A)
 12-5-90 NIU 87, UN 84 (H)
 12-30-97 UN 95, NIU 57 (A)

UNLV

UNLV leads series, 1-0

12-10-88 UNLV 78, NIU 71 (A)

New Mexico State

Series tied, 1-1

12-1-01 NIU 65, NMSU 58 (H)
 12-28-03 NMSU 60, NIU 55 (A)

New Orleans

NIU leads series, 1-0

12-30-88 NIU 78, UNO 73 (A)

North Carolina-Charlotte

NIU leads series, 1-0

12-5-87 NIU 103, UNCC 89 (H)

North Carolina State

NCSU leads series, 2-1

2-16-87 NCSU 84, NIU 68 (A)
 12-4-88 NIU 78, NCSU 72 (H)
 11-24-00 NCSU 68, NIU 39 (N)

North Central

NIU leads series, 1-0

12-6-80 NIU 93, NCC 79 (H)

North Dakota State

NIU leads series, 1-0

11-18-05 NIU 67, NDSU 62 (H)

North Texas

UNT leads series, 1-0

12-7-96 UNT 75, NIU 70 (N)

Northeast Missouri State

NIU leads series, 2-1

2-2-79 NIU 93, NMSU 84 (A)
 1-11-80 NIU 90, NMSU 78 (H)
 1-12-80 NMSU 73, NIU 65 (H)

Northeastern Illinois

NIU leads series, 4-0

1970-71 NIU 75, NEIU 25 (H)
 3- 1-74 NIU 53, NEIU 46 (N)
 12- 2-83 NIU 66, NEIU 58 (H)
 12- 7-84 NIU 73, NEIU 53 (H)

Northern Iowa

UNI leads series, 8-5

12-12-64 UNI 48, NIU 26 (A)
 2-19-66 UNI 29, NIU 27 (ot / H)
 1970-71 UNI 51, NIU 42 (A)
 12-17-79 NIU 84, UNI 62 (A)
 1-8-81 NIU 86, UNI 76 (H)
 1-17-81 UNI 74, NIU 64 (N)
 1-15-82 NIU 58, UNI 51 (H)
 12-5-86 NIU 86, UNI 72 (H)
 12-3-97 UNI 91, NIU 70 (H)
 11-29-98 UNI 76, NIU 48 (A)
 12-30-02 UNI 67, NIU 52 (H)
 11-26-04 UNI 74, NIU 60 (A)
 12-20-07 NIU 61, UNI 46 (H)

Northwestern

NU leads series, 19-11

1959-60 NIU 29, NU 27 (N)
 2-18-61 NIU 77, NU 41 (N)
 1-18-62 NIU 44, NU 16 (H)
 2- 5-66 NIU 86, NU 7 (H)
 2- 3-68 NU 31, NIU 29 (H)
 2-20-69 NIU 41, NU 35 (A)
 2-11-70 NIU 49, NU 32 (H)
 3-5-76 NIU 50, NU 41 (N)
 12-5-78 NU 85, NIU 57 (H)
 2-28-80 NU 93, NIU 74 (A)
 1-7-81 NU 96, NIU 59 (A)
 3-6-81 NU 70, NIU 58 (N)
 12-5-84 NIU 84, NU 83 (A)

11-25-86 NU 84, NIU 62 (H)
 1-7-87 NU 77, NIU 57 (A)
 2-9-88 NU 82, NIU 67 (H)
 12-6-88 NU 83, NIU 78 (A)
 12-5-89 NIU 99, NU 74 (H)
 2-12-91 NU 91, NIU 66 (A)
 2-25-92 NU 95, NIU 75 (H)
 2-8-94 NU 76, NIU 62 (A)
 2-14-95 NU 89, NIU 77 (H)
 2-20-96 NU 74, NIU 58 (A)
 2-18-97 NU 97, NIU 78 (H)
 2-17-98 NU 75, NIU 60 (A)
 11-29-98 NU 74, NIU 60 (H)
 11-19-99 NU 68, NIU 57 (A)
 11-20-00 NU 77, NIU 63 (H)
 11-18-01 NIU 68, NU 63 (A)
 12-2-06 NIU 70, NU 54 (A)

Notre Dame

UND leads series, 9-6

2-14-76 NIU 52, UND 26 (H)
 2-5-77 UND 55, NU 43 (A)
 2-11-78 NIU 65, UND 58 (A)
 1-12-79 UND 62, NIU 60 (H)
 12-12-81 UND 67, NIU 52 *A)
 12-13-84 UND 71, NIU 60 (H)
 12-15-85 UND 88, NIU 65 (A)
 1-13-87 NIU 81, UND 71 (H)
 2-24-87 UND 82, NIU 66 (A)
 1-14-88 UND 89, NIU 66 (A)
 3-9-88 NIU 95, UND 74 (H)
 3-23-91 NIU 84, UND 82 (N)
 2-23-95 UND 58, NIU 51 (H)
 3-10-95 NIU 87, UND 64 (H)
 12-30-04 UND 73, NIU 49 (H)

Ohio

OU leads series, 13-11

2-12-82 OU 72, NIU 57 (A)
 2-18-82 NIU 78, OU 59 (N)
 1-8-83 NIU 79, OU 61 (H)-*
 2-5-83 OU 66, NIU 62 (A)-*
 2-1-84 OU 96, NIU 79 (A)-*
 2-29-84 OU 65, NIU 62 (H)-*
 1-23-85 NIU 86, OU 81 (H/mc)-*
 2-20-85 NIU 95, OU 77 (A)-*
 1-2-86 OU 83, NIU 69 (H)-*
 3-1-86 OU 77, NIU 45 (A)-*
 12-1-91 NIU 73, OU 63 (N)
 1-10-98 OU 88, NIU 64 (H)-*
 1-29-98 OU 81, NIU 73 (A)-*
 1- 9-99 NIU 74, OU 67 (H)-*



Kristin Wiener is one of three Huskies to have started all 28 games during the 2004-05 season.

Game notes:

* - MAC games
 @ - MAC tournament games
 # - NCAA tournament games
 mc - home games played at Rockford MetroCentre

RECORD VS. ...



Stephanie Raymond scored 20 points, dished out three assists, and made seven steals in leading NIU to a 61-43 victory over Southern Illinois on Nov. 20, 2004.

- 2-2-00 NIU 61, UT 60 (H)-*
- 2-25-00 UT 70, NIU 55 (A)-*
- 1-16-01 UT 73, NIU 45 (A)-*
- 2-14-01 UT 70, NIU 51 (H)-*
- 3-9-01 UT 58, NIU 38 (N)-@
- 1-5-02 UT 61, NIU 60 (H)-*
- 2-14-02 UT 60, NIU 53 (A)-*
- 3-6-02 NIU 58, UT 48 (N)-@
- 3-1-03 NIU 69, UT 57 (H)-*
- 1-31-04 UT 62, NIU 60 (A)-*
- 1-11-05 NIU 63, UT 60 (A)-*
- 2-16-05 UT 64, NIU 55 (H)-*
- 3-5-05 UT 76, NIU 61 (A)-@
- 1-14-06 NIU 71, UT 60 (H)-*
- 2-22-06 NIU 59, UT 52 (A)-*
- 1-10-07 NIU 65, UT 58 (A)-*
- 2-21-07 NIU 73, UT 70 (H)-*
- 1-23-08 NIU 69, UT 49 (H)-*

Tulane

- Tulane leads series 1-0**
 11-22-07 Tulane 70, NIU 57 (H)

Upper Iowa

- NIU leads series, 2-0**
 1-13-79 NIU 84, UIU 52 (H)
 1-11-80 NIU 70, UIU 50 (H)

Utah

- NIU leads series, 2-1**
 12-21-89 NIU 95, UU 91 (ot/N)
 1- 6-92 UU 85, NIU 78 (ot/A)
 1- 2-93 NIU 85, UU 69 (H)

Valparaiso

- NIU leads series, 19-1**
 2- 9-63 NIU 44, VU 14 (N)
 2-29-64 NIU 42, VU 30 (A)
 12-13-75 NIU 70, VU 45 (H)
 12- 4-76 NIU 59, VU 18 (H)
 2- 2-88 NIU 93, VU 73 (H)
 3- 3-88 NIU 112, VU 84 (A)
 1-26-89 NIU 103, VU 65 (H)
 2-23-89 NIU 108, VU 64 (A)
 1-22-90 NIU 110, VU 94 (A)
 2-20-90 NIU 122, VU 87 (H)
 3- 9-90 NIU 102, VU 79 (H)
 1-21-91 NIU 95, VU 82 (A)
 2-18-91 NIU 120, VU 97 (H)
 1-21-92 NIU 102, VU 84 (H)
 2-18-92 VU 101, NIU 91 (A)
 3-6-92 NIU 87, VU 72 (H)
 1-10-93 NIU 102, VU 85 (H)
 2-13-93 NIU 91, VU 80 (A)



Jamie Wilson scored a total of 39 points in three meetings with the Toledo Rockets during the 2004-05 campaign.

Southwest Texas State

- STSU leads series, 1-0**
 12-6-96 STSU 79, NIU 55 (A)

Stephen F. Austin State

- SFASU leads series, 2-1**
 12-20-89 SFASU 90, NIU 65 (N)
 12-18-90 SFASU 96, NIU 76 (A)
 12-16-91 NIU 73, SFASU 55 (H)

Stetson

- NIU leads series, 2-0**
 1-1-84 NIU 91, SU 61 (N)
 12-22-97 NIU 70, SU 64 (A)

Tennessee

- UT leads series, 3-0**
 12-20-87 UT 103, NIU 76 (A)
 2-5-90 UT 83, NIU 62 (A)
 1-24-92 UT 78, NIU 61 (H)

Texas A&M

- TAMU leads series, 1-0**
 12-21-86 TAMU 85, NIU 69 (A)

Texas-El Paso

- Series tied, 1-1**
 12-30-03 NIU 62, UTEP 59 (A)
 12-21-04 UTEP 63, NIU 48 (H)

Texas-San Antonio

- NIU leads series, 1-0**
 2-22-91 NIU 103, UTSA 73 (N)

Texas Tech

- NIU leads series, 1-0**
 3-14-90 NIU 84, TTU 63 (H)-#

Toledo

- UT leads series, 18-14**
 12-13-81 NIU 70, UT 60 (H)
 1-22-83 UT 70, NIU 67 (H)-*
 2-19-83 UT 66, NIU 61 (A)-*
 1-14-84 UT 71, NIU 70 (ot/A)-*
 2-11-84 UT 69, NIU 61 (H)-*
 1-5-85 NIU 104, UT 59 (H)-*
 2-2-85 UT 63, NIU 62 (A)-*
 1-30-86 NIU 68, UT 59 (A)-*
 2-26-86 NIU 64, UT 50 (H)-*
 1-21-87 NIU 71, UT 56 (H)
 1-20-88 UT 65, NIU 50 (A)
 1-14-98 UT 86, NIU 72 (H)-*
 2-11-98 UT 82, NIU 61 (A)-*
 1-30-99 UT 66, NIU 44 (A)-*

San Diego State

- Series tied, 1-1**
 1-2-88 SDSU 103, NIU 92 (A)
 1-3-90 NIU 99, SDSU 79 (A)

San Francisco

- USF lead series, 2-0**
 12-19-98 USF 66, NIU 51 (A)
 11-26-99 USF 56, NIU 49 (H)

San Jose State

- NIU leads series, 1-0**
 11-30-02 NIU 78, SJSU 72 (N)

Santa Clara

- SCU leads series, 2-0**
 12-17-98 SCU 64, NIU 51 (A)
 12-18-00 SCU 62, NIU 50 (H)

South Alabama

- NIU leads series, 1-0**
 11-23-90 NIU 75, USA 71 (N)

South Carolina

- USC leads series, 3-0**
 11-28-85 USC 86, NIU 66 (A)
 12-3-87 USC 83, NIU 71 (H)
 12-3-89 USC 87, NIU 84 (ot/H)

South Dakota State

- SDSU leads series, 1-0**
 12-4-05 SDSU 67, NIU 42 (H)

Southeast Missouri State

- NIU leads series, 2-1**
 1-14-82 NIU 91, SMSU 44 (H)
 12-5-01 NIU 71, SMSU 63 (H)
 12-15-03 SMSU 59, NIU 57 (A)

Southeastern Louisiana

- SLU leads series, 1-0**
 12-1-95 SLU 70, NIU 69 (N)

Southern California

- USC leads series, 2-0**
 12-19-92 USC 91, NIU 64 (A)
 12-1-93 USC 90, NIU 79 (H)

Southern Illinois

- SIU leads series, 11-10**
 1958-59 NIU 56, SIU 36
 1-29-66 NIU 31, SIU 23 (A)
 2-13-65 SIU 32, NIU 19 (N)
 2-17-68 NIU 38, SIU 29 (H)
 3-1-69 SIU 64, NIU 19 (A)
 2-9-74 SIU 31, NIU 27 (A)
 2-16-75 SIU 69, NIU 40 (H)
 2-7-76 SIU 66, NIU 20 (A)
 2-12-77 SIU 75, NIU 47 (H)
 2-14-81 SIU 70, NIU 62 (A)
 2-27-82 SIU 88, NIU 76 (H)
 2-2-87 SIU 87, NIU 60 (A)
 2-27-88 NIU 79, SIU 67 (H)
 2-20-89 SIU 71, NIU 63 (ot/A)
 12-18-89 NIU 91, SIU 68 (H)
 11-28-90 NIU 77, SIU 71 (ot/A)
 1-15-92 NIU 87, SIU 84 (H)
 12-1-92 NIU 84, SIU 80 (A)
 12-17-93 NIU 94, SIU 56 (H)
 12-8-94 SIU 87, NIU 57 (A)
 11-20-04 NIU 61, SIU 43 (N)

Southern Illinois-Edwardsville

- NIU leads series, 4-2**
 3-6-76 SIUE 50, NIU 41 (N)
 2-18-78 SIUE 74, NIU 66 (H)
 2-17-79 NIU 65, SIUE 56 (A)
 1-12-80 NIU 95, SIUE 56 (H)
 1-10-81 NIU 67, SIUE 47 (H)
 1-2-05 NIU 55, SIUE 39 (H)

Southwest Missouri State

- SMSU leads series, 1-0**
 3-16-94 SMSU 75, NIU 56 (A)-#

- 2-20-99 NIU 72, OU 62 (A)-*
- 1-22-00 OU 77, NIU 67 (H)-*
- 2-10-01 NIU 102, OU 92 (2ot/A)-*
- 2-10-02 NIU 66, OU 57 (H)-*
- 1-29-03 NIU 61, OU 60 (A)-*
- 1-17-04 NIU 78, OU 71 (H)-*
- 2-19-05 OU 71, NIU 64 (A)-*
- 1-28-06 OU 74, NIU 62 (H)-*
- 1-23-07 OU 72, NIU 70 (A)-*
- 3-3-08 OU 72, NIU 68 (H)-*

Ohio State

- OSU leads series, 2-0**
 1-5-87 OSU 86, NIU 66 (A)
 12-1-87 OSU 89, NIU 73 (H)

Old Dominion

- ODU leads series, 2-0**
 12-6-86 ODU 89, NIU 71 (H)
 11-26-89 ODU 81, NIU 69 (A)

Olivet Nazarene

- ONU leads series, 1-0**
 3-2-73 ONU 2, NIU 0 (FF / N)

Oregon

- UO leads series, 1-0**
 11-27-93 UO 73, NIU 64 (N)

Pacific

- UOP leads series, 1-0**
 12-1-00 UOP 84, NIU 62 (H)

Princeton

- PU leads series, 1-0**
 11-25-95 PU 83, NIU 55 (N)

Principia

- NIU leads series, 2-0**
 1-12-63 NIU 55, PC 17 (N)
 3-3-73 NIU 37, PC 29 (N)

Providence

- NIU leads series, 1-0**
 12-22-84 NIU 79, PC 77 (N)

Purdue

- PU leads series, 7-1**
 3-8-69 PU 47, NIU 38 (A)
 12-4-71 NIU 58, PU 35 (H)
 12-2-72 PU 54, NIU 17 (A)
 3-18-90 PU 86, NIU 81 (A)-#
 12-7-91 PU 83, NIU 68 (H)
 3-22-92 PU 98, NIU 62 (A)-#
 12-5-97 PU 75, NIU 45 (H)
 12-4-98 PU 83, NIU 55 (A)

Quincy

- NIU leads series, 1-0**
 3-2-72 NIU 47, QC 36 (N)

Saint Josephs

- NIU leads series 1-0**
 12-9-07 NIU 90, SJU 82 (H)

Saint Louis

- NIU leads series, 2-0**
 12-18-03 NIU 67, SIU 61 (H)
 12-18-04 NIU 67, SLU 64 (A)

San Diego

- NIU leads series, 1-0**
 1-5-88 NIU 79, USD 69 (A)

Game notes:

- * - MAC games
- @ - MAC tournament games
- # - NCAA tournament games
- mc - home games played at Rockford MetroCentre

RECORD VS. ...

1-9-94 NIU 100, VU 79 (A)
2-12-94 NIU 101, VU 92 (H)

Vanderbilt

VU leads series, 4-0
12-21-84 VU 94, NIU 68 (N)
1-29-90 VU 87, NIU 83 (A)
1-3-91 VU 79, NIU 65 (H)
3-17-95 VU 90, NIU 44 (A)-#

Washington

UW leads series, 2-1
12-2-90 NIU 82, UW 75 (H)
11-30-91 UW 101, NIU 91 (2 ot/N)
12-3-94 UW 69, NIU 35 (N)

Washington State

NIU leads series, 1-0
3-17-72 NIU 50, WSU 43 (N)

Wayne (MI) State

WSU leads series, 2-0
12-21-78 WSU 73, NIU 55 (H)
2-22-80 WSU 85, NIU 72 (A)

West Virginia

WVU leads series, 1-0
12-29-90 WVU 85, NIU 79 (N)

West Chester State

WCSU leads series, 1-0
3-18-72 WCSU 66, NIU 54 (N)

Western Illinois

NIU leads series, 22-15
1-27-68 NIU 35, WIU 23 (A)
1-27-68 NIU 41, WIU 18 (A)
2- 8-70 NIU 47, WIU 43 (N)
2-28-70 NIU 52, WIU 30 (H)
2-5-72 NIU 60, WIU 51 (A)
3-4-72 NIU 62, WIU 38 (A)
3-11-72 NIU 54, WIU 38 (N)
1-6-73 WIU 50, NIU 17 (H)
1-19-74 WIU 45, NIU 37 (A)
1-18-75 WIU 78, NIU 39 (H)
1-24-76 WIU 69, NIU 55 (A)
1-22-77 WIU 80, NIU 51 (H)
1-21-78 WIU 82, NIU 39 (A)
3-2-78 WIU 83, NIU 53 (N)
12-1-78 WIU 83, NIU 59 (H)
12-8-79 WIU 89, NIU 81 (A)
1-31-81 WIU 72, NIU 66 (H)
12-4-81 NIU 73, WIU 70 (A)
3-6-82 NIU 70, WIU 40 (A)
12-4-82 NIU 106, WIU 52 (H)
12-2-86 NIU 88, WIU 61 (H)
12-12-87 NIU 76, WIU 50 (A)
12-1-88 NIU 81, WIU 50 (H)
1-25-90 NIU 92, WIU 70 (A)
1-28-93 NIU 95, WIU 75 (H)
3-4-93 NIU 102, WIU 70 (A)
1-13-94 NIU 61, WIU 52 (H)
2-19-94 NIU 79, WIU 58 (A)
11-20-98 NIU 72, WIU 63 (H)
12-12-99 WIU 63, NIU 48 (A)
12-30-00 NIU 50, WIU 41 (H)
12-29-01 WIU 70, NIU 52 (A)
11-29-03 WIU 61, NIU 56 (H)
12-12-04 WIU 64, NIU 56 (A)
11-20-05 WIU 50, NIU 34 (A)
12-7-07 NIU 62, WIU 45 (H)
11-15-07 NIU 60, WIU 59 (H)

Western Kentucky

WKU leads series, 2-0
12-17-95 WKU 76, NIU 55 (A)
1-6-97 WKU 81, NIU 77 (H)

Western Michigan

WMU leads series, 24-14
2-15-69 NIU 42, WMU 18 (H)
2-21-70 NIU 40, WMU 33 (A)
1970-71 NIU 56, WMU 30 (H)
2-26-72 WMU 68, NIU 57 (A)



Stephanie Raymond equaled her career high of 24 points for the second of three times last year when the Huskies faced Western Illinois in Macomb.

2-17-73 WMU 65, NIU 31 (H)
2-1-75 WMU 86, NIU 31 (A)
12-14-79 WMU 69, NIU 63 (H)
1-28-81 WMU 74, NIU 63 (A)
1-29-82 NIU 69, WMU 60 (H)
1-5-83 NIU 73, WMU 66 (A)-*
3-5-83 NIU 65, WMU 62 (H)-*
1-28-84 NIU 74, WMU 73 (H)-*
2-25-84 WMU 75, NIU 69 (A)-*
1-9-85 NIU 84, WMU 65 (H)-*
2-6-85 WMU 75, NIU 73 (A)-*
1-15-86 NIU 82, WMU 73 (A)-*
2-12-86 WMU 96, NIU 88 (H)-*
12-1-90 NIU 95, WMU 74 (H)
12-1-97 WMU 83, NIU 71 (A)-*
2-23-98 WMU 86, NIU 74 (H)-*
2-3-99 WMU 67, NIU 51 (A)-*
1-29-00 WMU 74, NIU 64 (A)-*
2-19-00 WMU 65, NIU 48 (H)-*
2-19-01 NIU 75, WMU 65 (H)-*
2-24-01 WMU 67, NIU 66 (A)-*
1-16-02 WMU 73, NIU 59 (A)-*
2-23-02 NIU 69, WMU 58 (H)-*
1-16-03 WMU 81, NIU 48 (A)-*
3-4-03 WMU 83, NIU 67 (H)-*
1-7-04 WMU 80, NIU 73 (A)-*
2-3-04 WMU 79, NIU 69 (H)-*
2-22-05 WMU 59, NIU 56 (H)-*
1-18-06 WMU 78, NIU 65 (A)-*
2-26-06 WMU 89, NIU 86 (H)-*
1-13-07 NIU 79, WMU 73 (A)-*
2-26-06 WMU 67, NIU 56 (H)-*
1-19-08 WMU 75, NIU 51 (A)-*
2-27-08 NIU 67, WMU 65 (H)-*

Wheaton (IL)

NIU leads series, 10-5
12-10-60 NIU 47, WC 26
12- 9-61 NIU 30, WC 15 (A)
1-10-63 NIU 45, WC 20 (A)
12-7-63 WC 39, NIU 25 (H)
12- 9-64 WC 29, NIU 15 (A)
12-13-65 NIU 36, WC 30 (A)
2-12-66 NIU 39, WC 36 (N)
12-12-66 WC 45, NIU 31 (A)
1-7-67 WC 38, NIU 29 (H)
12-7-67 WC 26, NIU 23 (A)
12-13-68 NIU 34, WC 33 (A)
1-7-70 NIU 56, WC 33 (H)
2-6-71 NIU 37, WC 20 (A)
2-23-72 NIU 92, WC 24 (H)
2-24-73 NIU 43, WC 29 (H)

Wichita State
NIU leads series, 1-0
12-19-05 WS 76, NIU 69 (A)

William Penn (IA)

WPC leads series, 1-0
1-16-81 WPC 68, NIU 59 (A)

Wisconsin

UW leads series, 7-5
12-8-62 UW 34, NIU 24 (A)
2-6-65 NIU 37, UW 27 (A)
1-13-73 NIU 32, UW 25 (A)
1-31-74 NIU 37, UW 29 (A)
1-23-75 UW 42, NIU 27 (H)
2-21-76 UW 46, NIU 36 (A)
1-15-77 UW 56, NIU 52 (H)
1-17-78 UW 100, NIU 42 (A)
12-3-80 UW 87, NIU 72 (H)
12-2-81 UW 74, NIU 72 (A)
11-22-02 NIU 49, UW 47 (H)
11-23-03 NIU 68, UW 65 (A)

Wisconsin-Green Bay

NIU leads series, 13-12
2-22-87 UWGB 99, NIU 91 (H)
2-2-89 NIU 75, UWGB 61 (A)
3-5-89 UWGB 85, NIU 63 (H)
2-3-90 NIU 84, UWGB 60 (H)
3-4-90 NIU 96, UWGB 68 (A)
1-31-91 NIU 81, UWGB 80 (H)
3-2-91 UWGB 91, NIU 79 (A)
1-31-92 UWGB 62, NIU 57 (A)
2-27-92 UWGB 75, NIU 65 (H)
3-7-92 NIU 84, UWGB 66 (H)
1-14-93 NIU 85, UWGB 76 (H)
2-6-93 NIU 71, UWGB 68 (A)
3-13-93 NIU 75, UWGB 68 (A)
1-20-94 NIU 81, UWGB 73 (H)
2-22-94 NIU 66, UWGB 60 (A)
3-12-94 UWGB 73, NIU 70 (H)
1-19-95 NIU 60, UWGB 57 (H)
2-18-95 NIU 63, UWGB 61 (A)
3-9-95 NIU 68, UWGB 64 (H)
1-3-96 UWGB 67, NIU 52 (A)
2-29-96 UWGB 68, NIU 62 (H)
1-2-97 UWGB 64, NIU 63 (H)
2-27-97 UWGB 72, NIU 58 (A)
11-20-05 UWGB 73, NIU 67 (H)
11-28-07 UWGB 76, NIU 54 (A)

Wisconsin-La Crosse

NIU leads series, 2-1
1970-71 NIU 64, UWL 52 (A)
2-19-72 NIU 61, UWL 48 (H)
2-16-74 UWL 70, NIU 27 (A)

Wisconsin-Milwaukee

NIU leads series, 10-6
12-13-80 NIU 72, UWM 58 (H)
2-5-91 NIU 112, UWM 64 (H)



2-11-92 NIU 83, UWM 76 (A)
1-22-94 NIU 85, UWM 75 (H)
2-27-94 NIU 77, UWM 68 (A)
1-21-95 NIU 80, UWM 53 (H)
2-16-95 NIU 72, UWM 49 (A)
1-6-96 UWM 72, NIU 69 (A)
3-2-96 NIU 117, UWM 52 (H)
1-4-97 NIU 80, UWM 63 (H)
3-1-97 UWM 73, NIU 68 (A)
11-28-99 UWM 62, NIU 57 (H)
12-5-00 UWM 58, NIU 52 (A)
11-16-01 UWM 60, NIU 52 (H)
12-4-02 UWM 69, NIU 64 (A)
12-6-03 NIU 55, UWM 53 (H)

Wisconsin-Oshkosh

NIU leads series, 2-1
1-8-66 NIU 56, UWO 21 (H)
2-18-67 NIU 37, UWO 26 (H)
1-17-76 UWO 86, NIU 37 (H)

Wisconsin-Whitewater

NIU leads series, 6-2
2-24-68 UWW 41, NIU 31 (A)
2-22-69 NIU 41, UWW 31 (H)
3-14-70 NIU 51, UWW 34 (A)
3-6-71 NIU 58, UWW 12 (H)
2-21-78 UWW 70, NIU 52 (A)
2-23-79 NIU 69, UWW 65 (H)
12-6-79 NIU 78, UWW 72 (A)
2-1-81 NIU 70, UWW 51 (H)

Wright State

NIU leads series, 12-2
1-17-91 NIU 91, WSU 52 (H)
2-14-91 NIU 86, WSU 55 (A)
1-18-92 NIU 82, WSU 72 (A)
2-15-92 NIU 103, WSU 54 (H)
1-30-93 NIU 78, WSU 61 (H)
3-6-93 NIU 77, WSU 51 (A)
1-3-94 NIU 82, WSU 57 (H)
2-5-94 NIU 83, WSU 58 (A)
3-10-94 NIU 74, WSU 58 (H)
1-25-95 WSU 73, NIU 70 (A)
2-1-96 NIU 81, WSU 71 (A)
2-24-96 NIU 81, WSU 67 (H)
1-29-97 NIU 65, WSU 61 (H)
2-23-97 WSU 67, NIU 54 (A)

Xavier (OH)

NIU leads series, 2-1
1-27-95 NIU 99, XU 58 (H)
11-22-96 NIU 80, XU 70 (H)
12-20-97 XU 81, NIU 58 (A)

Youngstown State

NIU leads series, 4-0
1-24-93 NIU 91, YSU 75 (A)
2-28-93 NIU 105, YSU 92 (H)
1-27-94 NIU 89, YSU 79 (A)
3-3-94 NIU 87, YSU 69 (H)

Doreen Zierer was the very first Northern Illinois women's basketball player to reach the 1,000-point milestone which she did against Central Michigan on Feb. 28, 1981.

Game notes:

- * - MAC games
- @ - MAC tournament games
- # - NCAA tournament games
- mc - home games played at Rockford MetroCentre

RECORD VS. ALL OPPONENTS

	Series	Last meeting	(Date / Location)
Akron	15-5	UA 78-71	(2-3-08 /Cleveland, OH)
Alabama-Birmingham	0-1	UAB, 78-71	(3-22-91 / Amarillo, TX)
Alaska-Fairbanks	0-1	UAF, 55-48	(11-23-02 / Fairbanks, AK)
Arizona	1-2	UA, 78-46	(12-15-00 / Tucson, AZ)
Arizona State	0-2	ASU, 70-62	(11-25-02 / Tempe, AZ)
Arkansas State	0-1	ASU, 74-70	(11-15-95 / DeKalb, IL)
Army	1-0	NIU, 82-51	(11-25-95 / Orono, ME)
Auburn	0-2	AU, 96-77	(12-21-96 / DeKalb, IL)
Augustana	1-1	NIU, 66-46	(12-16-80 / DeKalb, IL)
Ball State	13-21	BSU, 76-70	(3-5-08 / Muncie, IN)
Baylor	0-1	BU, 72-64	(12-19-86 / Houston, TX)
Boston College	1-0	NIU, 100-82	(12-30-90 / West Lafayette, IN)
Bowling Green State	12-16	BGSU, 85-65	(2-10-07 / Bowling Green, OH)
Bradley	6-3	NIU, 54-48	(12-17-06 / DeKalb, IL)
Buffalo	10-1	NIU, 77-63	(1-31-08 / DeKalb, IL)
Butler	2-8	BU, 83-74	(3-6-97 / Green Bay, WI)
Cal-Irvine	1-2	UCI, 66-48	(12-16-00 / DeKalb, IL)
Cal State-Fullerton	1-0	NIU, 94-80	(12-29-89 / Fullerton, CA)
Calvin (MI)	2-0	NIU, 2-0 #	(3-12-72 / Normal, IL)
Carroll (WI)	1-0	NIU, 78-39	(1-26-80 / DeKalb, IL)
Carthage (WI)	1-0	NIU, 93-86	(1-19-80 / DeKalb, IL)
Central Florida	2-0	NIU, 99-61	(11-24-90 / Orlando, FL)
Central Michigan	18-16	NIU, 87-60	(1-15-08 / DeKalb, IL)
Cheyney State	0-1	CSU, 71-54	(11-3-84 / DeKalb, IL)
Chicago	2-0	NIU, 83-48	(1-14-80 / DeKalb, IL)
Chicago State	8-3	CSU, 64-57	(11-12-07 / Chicago, IL)
Cincinnati	2-1	NIU, 81-73	(12-1-06 / Evanston, IL)
Clemson	0-1	CU, 72-71	(11-29-86 / DeKalb, IL)
Cleveland State	16-3	CSU, 78-65	(2-8-97 / Cleveland, OH)
Colorado	0-1	UC, 78-49	(12-2-94 / Ruston, LA)
Concordia (IL)	17-8	NIU, 98-40	(1-23-80 / DeKalb, IL)
Coppin State	1-0	NIU, 69-56	(12-30-06 / Miami, FL)
Creighton	2-0	NIU, 116-84	(1-8-90 / Omaha, NE)
Dartmouth	1-0	NIU, 94-86	(12-31-88 / New Orleans, LA)
Dayton	3-2	UB, 78-67	(12-15-02 / Dayton, OH)
Defiance (OH)	1-0	NIU, 79-50	(11-30-79 / Defiance, OH)
DePaul	7-29	DU, 90-58	(12-17-07 / Chicago, IL)
Detroit	4-6	NIU, 72-61	(12-28-00 / Detroit, MI)
Drake	0-4	DU, 89-79	(12-30-85 / DeKalb, IL)
Duke	0-1	DU, 85-68	(2-14-87 / Durham, NC)
Eastern Illinois	15-10	NIU, 84-67	(2-3-94 / Charleston, IL)
Eastern Michigan	8-21	EMU, 64-57	(3-1-08 / DeKalb, IL)
Evansville	1-2	UE, 65-60	(12-21-00 / Evansville, IN)
Florida International	1-0	NIU, 74-71	(12-29-05 / Miami, FL)
Florida State	1-1	NIU, 86-80	(2-9-93 / DeKalb, IL)
Fresno State	1-0	NIU, 93-74	(12-4-92 / DeKalb, IL)
Georgetown	0-1	GU, 76	(3-17-93 / Washington, DC)
George Williams	8-1	NIU, 93-69	(2-18-80 / DeKalb, IL)
Georgia	0-1	UG, 76-65	(12-19-81 / Memphis, TN)
Georgia State	1-0	NIU, 73-66	(2-23-91 / Anchorage, AK)
Holy Cross	0-1	CHC, 78-59	(12-28-96 / DeKalb, IL)
Houston	0-2	UH, 83-71	(3-21-91 / Amarillo, TX)
Illinois	14-12	NIU, 69-63	(11-20-06 / DeKalb, IL)
Illinois Central	3-4	NIU, 89-74	(1-8-82 / DeKalb, IL)
Illinois-Chicago	24-13	UC, 50-42	(11-25-07 / Chicago, IL)
Illinois State	7-22	ISU 78-54	(12-31-07 / Normal, IL)
Indiana	1-2	IU, 48-16	(2-10-73 / Bloomington, IN)
Indiana State	3-2	NIU, 86-72	(11-30-84 / DeKalb, IL)
Indiana-Purdue at Fort Wayne	2-0	NIU, 77-55	(1-30-07 / Fort Wayne, IN)
Indiana-Purdue-Indianapolis	1-2	IUPUI, 58-55	(12-29-07 / Indianapolis, IN)
Iowa	8-10	UI, 87-43	(12-8-07 / Iowa City Iowa)
Iowa State	0-1	ISU, 81-43	(12-1-98 / Ames, IA)
Iowa Wesleyan	0-1	IWU, 33-19	(12-9-67 / Normal, IL)
Kansas	1-0	NIU, 82-74	(12-29-06 / Lawrence, KS)
Kansas State	0-4	KSU, 60-41	(12-2-03 / Manhattan, KS)
Kent State	9-15	KSU, 75-67	(3-10-08 / Cleveland, OH)
Lake Forest (IL)	1-0	NIU, 39-23	(2-22-64 / Lake Forest, IL)
La Salle	2-0	NIU, 80-77 OT	(3-11-95 / DeKalb, IL)
Lewis	4-0	NIU, 80-74	(12-30-81 / Romeoville, IL)
Long Beach State	1-0	NIU, 73-66 OT	(11-24-01 / Fairbanks, AK)
Louisiana Tech	1-0	NIU, 77-71	(3-18-92 / DeKalb, IL)
Louisville	1-1	NIU, 63-60	(2-24-91 / Anchorage, AK)
Loyola-Chicago	10-6	LU, 72-54	(12-1-04 / Chicago, IL)
Loyola Marymount	0-1	LMU, 68-60	(11-26-93 / Honolulu, HI)
Maine	1-0	NIU, 63-56	(11-26-94 / Orono, ME)
Manhattan College	1-1	NIU, 109-56	(1-4-93 / DeKalb, IL)
Marquette	9-1	NIU, 109-89	(2-25-89 / DeKalb, IL)
Marshall	7-2	MU, 58-55	(2-22-04 / Huntington, WV)
Marycrest	2-0	NIU, 86-59	(1-24-81 / DeKalb, IL)
McNeese State	1-0	NIU, 2-0 #	(12-20-80 / Memphis, TN)
Memphis State	0-2	MSU, 83-52	(12-17-81 / Memphis, TN)
Miami (FL)	1-1	UM, 88-80	(2-6-88 / Coral Gables, FL)
Miami (OH)	11-13	NIU, 77-74	(1-26-08 /Oxford, OH)
Michigan	2-1	UM, 78-57	(11-25-00 / Honolulu, HI)
Michigan State	3-2	MSU, 67-40	(11-21-07 / E.Lansing, MI)
Minnesota	2-3	UM, 88-71	(11-26-95 / Minneapolis, MN)
Mississippi College	1-0	NIU, 91-88	(11-29-85 / Orlando, FL)
Mississippi State	0-2	MSU, 83-65	(12-18-81 / Memphis, TN)
Missouri	0-2	UM, 68-61	(11-19-04 / Iowa City, IA)
Missouri-St. Louis	2-0	NIU, 86-61	(12-11-79 / DeKalb, IL)
Monmouth (NJ)	1-0	NIU, 77-53	(12-29-83 / Coral Gables, FL)

	Series	Last Meeting	(Date / Location)
Montana State	1-1	MSU, 71-61	(11-29-02 / Bozeman, MT)
National Coll. of Education	1-0	NIU, 72-69	(3-7-82 / Macomb, IL)
Nebraska	2-1	UN, 95-57	(12-30-97 / Lincoln, NE)
Nevada-Las Vegas	0-1	UNLV, 78-71	(12-10-88 / Las Vegas, NV)
New Mexico State	1-1	NMSU, 60-55	(12-28-03 / Las Cruces, NM)
New Orleans	1-0	NIU, 78-73	(12-30-88 / New Orleans, LA)
North Carolina-Charlotte	1-0	NIU, 103-89	(12-5-87 / DeKalb, IL)
North Carolina State	1-2	NCSU, 68-39	(11-24-00 / Honolulu, HI)
North Central (IL)	1-0	NIU, 93-79	(12-6-80 / DeKalb, IL)
North Dakota State	1-0	NIU, 67-62	(11-18-05 / DeKalb, IL)
North Texas	0-1	UNT, 75-70	(12-7-96 / San Marcos, TX)
Northeast Missouri State	2-1	NMSU, 73-65	(1-12-80 / DeKalb, IL)
Northeastern Illinois	4-0	NIU, 74-53	(12-7-84 / DeKalb, IL)
Northern Iowa	5-8	NIU, 61-46	(12-20-07 / DeKalb, IL)
Northwestern	11-9	NIU, 70-54	(12-2-06 / Evanston, IL)
Notre Dame	6-9	UND, 73-49	(12-30-04 / DeKalb, IL)
Ohio	11-13	OU, 72-68	(3-3-08 / DeKalb, IL)
Ohio State	0-2	OSU, 89-73	(12-1-87 / DeKalb, IL)
Old Dominion	0-2	ODU, 81-69	(11-26-88 / Norfolk, VA)
Olivet Nazarene	0-1	ONU, 2-0 #	(3-2-73 / Charleston, IL)
Oregon	0-1	UO, 73-64	(11-27-93 / Honolulu, HI)
Pacific	0-1	UOP, 84-62	(12-1-00 / DeKalb, IL)
Princeton	0-1	PU, 74-64	(11-25-95 / Minneapolis, MN)
Principia	2-0	NIU, 37-29	(3-3-73 / River Forest, IL)
Providence	1-0	NIU, 79-77	(12-22-84 / Norfolk, VA)
Purdue	1-7	PU, 83-55	(12-4-98 / West Lafayette, IN)
Quincy	1-0	NIU, 47-36	(3-2-72 / River Forest, IL)
Saint Joseph's	1-0	NIU, 90-82	(12-9-07 / Iowa City, Iowa)
Saint Louis	2-0	NIU, 67-64	(12-18-04 / St. Louis, MO)
San Diego	1-0	NIU, 79-69	(1-5-88 / San Diego, CA)
San Diego State	1-1	NIU, 99-79	(1-3-90 / San Diego, CA)
San Francisco	0-2	USF, 56-49	(11-26-99 / DeKalb, IL)
San Jose State	1-0	NIU, 78-72	(11-30-02 / Bozeman, MT)
Santa Clara	0-2	SCU, 62-50	(12-18-00 / DeKalb, IL)
South Alabama	1-0	NIU, 75-71	(11-23-90 / Orlando, FL)
South Carolina	0-3	USC, 87-84*	(12-3-89 / DeKalb, IL)
South Dakota State	0-1	SDSU, 67-42	(12-4-04 / DeKalb, IL)
Southeast Missouri State	2-1	SMSU, 59-57	(12-15-03 / Cape Girardeau, MO)
Southeastern Louisiana	0-1	SLU, 70-69	(12-1-95 / University, MS)
Southern California	0-2	USC, 90-79	(12-1-93 / DeKalb, IL)
Southern Illinois	10-11	NIU, 61-43	(11-20-04 / Iowa City, IA)
So. Illinois-Edwardsville	4-2	NIU, 55-39	(1-2-05 / DeKalb, IL)
Southwest Missouri State	0-1	SMSU, 75-56	(3-16-94 / Springfield, MO)
Southwest Texas State	0-1	STSU, 79-55	(12-6-96 / San Marcos, TX)
Stephen F. Austin St.	1-2	NIU, 73-55	(12-16-91 / DeKalb, IL)
Stetson	2-0	NIU, 70-64	(12-22-97 / DeLand, FL)
Tennessee	0-3	UT, 78-61	(1-24-92 / DeKalb, IL)
Texas A&M	0-1	TAMU, 85-69	(12-21-86 / College Station, TX)
Texas-El Paso	1-1	UTEP, 63-48	(12-21-04 / DeKalb, IL)
Texas-San Antonio	1-0	NIU, 103-73	(2-22-91 / Anchorage, AK)
Texas Tech	1-0	NIU, 84-63	(3-14-90 / DeKalb, IL)
Toledo	14-18	NIU, 69-49	(1-23-08 / DeKalb, IL)
Tulane	0-1	UT, 70-57	(11-22-07 / DeKalb, IL)
Upper Iowa	2-0	NIU, 70-50	(1-11-80 / DeKalb, IL)
Utah	2-1	NIU, 85-69	(1-2-93 / DeKalb, IL)
Valparaiso	19-1	NIU, 101-92	(2-12-94 / DeKalb, IL)
Vanderbilt	0-4	VU, 90-44	(3-17-95 / Nashville, TN)
Washington	1-2	UW, 69-35	(12-3-94 / Ruston, LA)
Washington State	1-0	NIU, 50-43	(3-17-72 / Normal, IL)
Wayne State (MI)	0-2	WSU, 85-72	(2-22-80 / Detroit, MI)
West Virginia	0-1	WVU, 85-79	(12-29-90 / West Lafayette, IN)
West Chester State (PA)	0-1	WCSU, 66-54	(3-18-72 / Normal, IL)
Western Illinois	23-14	NIU, 60-59	(11-15-07 / DeKalb, IL)
Western Kentucky	0-2	WKU, 81-77	(1-6-97 / DeKalb, IL)
Western Michigan	14-24	NIU, 67-65	(2-27-08 / DeKalb, IL)
Wheaton (IL)	10-5	NIU, 43-29	(2-24-73 / DeKalb, IL)
Wichita State	0-1	WS, 76-69	(12-19-05 / Wichita, KS)
William Penn (IA)	0-1	WPC, 68-59	(1-16-81 / Davenport, IA)
Wisconsin	5-7	NIU, 68-65	(11-23-03 / Madison, WI)
Wisconsin-Green Bay	13-12	UWGB, 76-54	(11-28-07 / Green Bay, WI)
Wisconsin-La Crosse	2-1	UWL, 70-27	(2-16-74 / La Crosse, WI)
Wisconsin-Milwaukee	10-6	NIU, 55-53	(12-6-03 / DeKalb, IL)
Wisconsin-Oshkosh	2-1	UWO, 86-37	(1-17-76 / DeKalb, IL)
Wisconsin-Whitewater	6-2	NIU, 70-51	(2-1-81 / DeKalb, IL)
Wright State	12-2	WSU, 67-54	(2-23-97 / Dayton, OH)
Xavier	2-1	XU, 81-58	(12-20-97 / Cincinnati, OH)
Youngstown State	4-0	NIU, 87-69	(3-3-94 / DeKalb, IL)

Totals 548-529 (* - denote overtime periods / # - forfeit)

(2008 Opponents in bold)

STREAKS & TRENDS

Smallest Margins of Victory, Defeat

One-Point Wins (16)

NIU 55, Calvin College 54	(2-11-67 / a)
NIU 34, Wheaton College 33	(12-13-68 / a)
NIU 42, George Williams 41	(2-28-75 / n)
NIU 34, George Williams 33	(12-6-75 / a)
NIU 54, Iowa 53	(1-31-76 / a)
NIU 60, Illinois Central 59	(1-27-79 / a)
NIU 62, Loyola-Chicago 61	(1-9-81 / h)
NIU 70, Eastern Michigan 69	(2-19-82 / n)
NIU 74, Western Michigan 73	(1-28-84 / h)
NIU 84, Northwestern 83	(12-5-84 / a)
NIU 81, Wisconsin-Green Bay 80	(1-31-91 / h)
NIU 61, Toledo 60	(2-2-00 / h)
NIU 61, Ohio 60	(1-29-03 / a)
NIU 73, Bowling Green St. 72	(2-1-03 / a)
NIU 56, Kent State 55	(1-24-04 / h)
NIU 60, Western Illinois 59	(11-15-07 / h)

One-Point Losses (20)

Concordia (IL) 29, NIU 28	(12-5-64 / h)
Illinois 42, NIU 41	(1970-71 / h)
Illinois 45, NIU 44	(12-16-72 / a)
Illinois 40, NIU 39	(3-4-73 / n)
Eastern Illinois 41, NIU 40	(2-28-76 / h)
Bowling Green St. 79, NIU 78	(12-1-79 / a)
Indiana State 65, NIU 64	(3-11-82 / a)
Loyola-Chicago 74, NIU 73	(12-19-82 / a)
Toledo 71, NIU 70 - #	(1-14-84 / a)
Kent State 57, NIU 56	(2-18-84 / a)
Central Michigan 87, NIU 86 - #	(1-18-86 / h)
Butler 75, NIU 74	(2-21-95 / h)
Southeastern Louisiana 70, NIU 69	(12-1-95 / n)
Loyola-Chicago 54, NIU 53	(2-15-96 / a)
Wisconsin-Green Bay 64, NIU 63	(1-2-97 / h)
Butler 63, NIU 62	(1-9-97 / a)
Illinois State 65, NIU 64	(11-23-99 / a)
Western Michigan 67, NIU 66	(2-24-01 / a)
Toledo 61, NIU 60	(1-5-02 / h)
Akron 43, NIU 42	(2-10-04 / a)

Two-Point Wins (19)

NIU 69, Central Michigan 67	(2-6-82 / a)
NIU 65, Bradley 63	(12-9-83 / a)
NIU 60, Bowling Green St. 58	(1-7-84 / a)

- denote overtime(s)

NIU 60, Bowling Green St. 58	(2-4-84 / h)
NIU 79, Providence 77	(12-22-84 / n)
NIU 84, Eastern Michigan 82	(3-2-85 / h)
NIU 69, Marquette 67	(2-13-88 / a)
NIU 84, Notre Dame 82	(3-23-91 / n)
NIU 117, Cleveland State 115 - #	(2-6-92 / a)
NIU 78, Loyola-Chicago 76	(1-17-96 / h)
NIU 78, Detroit 76	(3-7-96 / n)
NIU 57, Montana State 55	(12-3-99 / h)
NIU 49, Wisconsin 47	(12-22-02 / h)
NIU 55, Wisconsin-Milwaukee 53	(12-6-03 / h)
NIU 55, Eastern Michigan 53	(1-8-05 / a)
NIU 61, Buffalo 59	(2-26-05 / a)
NIU 51, Miami (OH) 49	(2-4-06 / a)
NIU 59, CMU 57	(1-11-06 / a)
NIU 67, WMU 65	(2-27-08 / h)

Two-Point Losses (21)

Illinois State 41, NIU 39	(1957-58 / a)
Concordia (IL) 32, NIU 30	(1959-60 / n)
Concordia (IL) 42, NIU 40	(1-14-61 / a)
Concordia (IL) 25, NIU 23	(12-1-63 / h)
Northern Iowa 29, NIU 29 - #	(2-19-66 / h)
Northwestern 31, NIU 29	(2-3-68 / h)
Illinois State 65, NIU 63 - ##	(3-5-72 / h)
Illinois 46, NIU 44	(2-28-75 / a)
Notre Dame 62, NIU 60	(1-12-79 / h)
Augustana 74, NIU 72	(1-29-80 / a)
Western Michigan 75, NIU 73	(2-6-85 / a)
Missouri 78, NIU 76 - #	(12-30-87 / a)
Georgetown 76, NIU 74	(3-17-93 / a)
Illinois-Chicago 69, NIU 67	(3-1-95 / h)
Cleveland State 94, NIU 92	(2-10-96 / h)
Detroit 77, NIU 75	(12-30-99 / h)
Eastern Michigan 67, NIU 65	(2-28-00 / a)
Kent State 70, NIU 68	(2-6-02 / h)
Southeast Missouri St. 59, NIU 57	(12-15-03 / h)
Toledo 62, NIU 60	(1-31-04 / a)
Miami (OH) 49, NIU 51	(2-4-06 / a)
Ohio, 72, NIU 70	(1-23-07 / a)

Three-Point Wins (25)

NIU 38, Concordia (IL) 35	(1-17-62 / h)
NIU 29, Concordia (IL) 26	(1-17-64 / h)
NIU 39, Wheaton College 36	(2-12-66 / n)

NIU 73, Western Illinois 70	(12-4-81 / a)
NIU 61, Loyola-Chicago 58	(1-30-82 / h)
NIU 72, Nat'l College of Education 79	(3-7-82 / n)
NIU 75, Illinois 72	(11-27-82 / n)
NIU 74, Iowa 71	(12-30-82 / h)
NIU 65, Western Michigan 62	(3-5-83 / h)
NIU 91, Mississippi College 88	(11-29-85 / n)
NIU 87, Nebraska 84	(12-5-90 / h)
NIU 63, Louisville 60	(2-24-91 / n)
NIU 58, Michigan State 55	(11-24-91 / h)
NIU 87, Southern Illinois 84	(1-15-92 / h)
NIU 59, Iowa 56	(1-25-94 / h)
NIU 80, La Salle 77 - #	(3-11-95 / h)
NIU 64, Bowling Green St. 61	(2-23-99 / h)
NIU 59, Marshall 56	(1-5-00 / a)
NIU 67, Ball State 64	(1-12-02 / h)
NIU 62, Bradley 59	(12-20-02 / h)
NIU 45, Akron 42	(2-15-03 / h)
NIU 68, Wisconsin 65	(11-23-03 / a)
NIU 62, Texas-El Paso 59	(12-30-03 / a)
NIU 63, Toledo 60	(1-11-05 / a)
NIU 77, Miami (OH) 74	(1-16-08 / a)

Three-Point Losses (28)

Concordia (IL) 38, NIU 35	(1959-60)
Wheaton College 26, NIU 23	(12-7-67 / a)
Wisconsin 74, NIU 71	(12-2-81 / a)
Central Michigan 53, NIU 50	(1-12-83 / a)
Toledo 70, NIU 67	(1-22-83 / h)
Ball State 86, NIU 83	(1-26-83 / h)
Miami (OH) 76, NIU 73	(2-2-83 / h)
Ohio 65, NIU 62	(2-29-84 / h)
Louisville 69, NIU 66	(12-8-84 / h)
Drake 88, NIU 85	(12-18-84 / a)
Miami (OH) 79, NIU 76	(2-8-86 / a)
Dayton 78, NIU 75	(1-30-88 / a)
South Carolina 87, NIU 84 - #	(12-3-89 / h)
Akron 75, NIU 72	(2-8-92 / a)
Wisconsin-Green Bay 73, NIU 70	(3-12-94 / h)
Wisconsin-Milwaukee 72, NIU 69	(1-6-96 / a)
Illinois-Chicago 60, NIU 57	(2-20-97 / h)
Central Michigan 67, NIU 64	(1-27-99 / h)
Illinois State 55, NIU 52	(12-20-02 / a)
Ball State 74, NIU 71	(1-8-03 / a)
Marshall 58, NIU 55	(2-22-04 / a)
Miami (OH) 71, NIU 68	(2-12-05 / a)
Western Michigan 59, NIU 56	(2-22-05 / h)
Bowling Green St. 75, NIU 72	(3-1-05 / h)
Florida International 74, NIU 71	(12-19-05 / a)
WMU 89, NIU 86	(2-26-06 / a)
DePaul 71, NIU 68	(11-25-06 / a)
IUPUI 58, NIU 55	(12-19-07 / a)

Largest Margins of Victory, Defeat

Margins of Victory:

79 NIU 86, Northwestern 7	(2-5-66 / h)
68 NIU 92, Wheaton 24	(2-23-72 / h)
66 NIU 71, George Williams 5	(1968-69 / h)
65 NIU 117, Wisc.-Milwaukee 52	(3-2-96 / h)
58 NIU 83, Illinois-Chicago 25	(2-14-70 / n)
58 NIU 116, Illinois-Chicago 58	(2-25-90 / h)
54 NIU 106, Western Illinois 52	(12-4-82 / h)
53 NIU 109, Manhattan 56	(1-4-93 / h)
51 NIU 102, Eastern Illinois 51	(3-11-93 / n)
50 NIU 75, Northeastern Illinois 25	(1970-71 / h)
50 NIU 103, Marquette 53	(12-8-82 / h)
50 NIU 106, Illinois-Chicago 56	(1-11-88 / h)

(NCAA era - since 1982-83 season):

65 NIU 117, Wisc.-Milwaukee 52	(3-2-96 / h)
58 NIU 116, Illinois-Chicago 58	(2-25-90 / h)
54 NIU 106, Western Illinois 52	(12-4-82 / h)
53 NIU 109, Manhattan 56	(1-4-93 / h)
51 NIU 102, Eastern Illinois 51	(3-11-93 / n)
50 NIU 103, Marquette 53	(12-8-82 / h)
50 NIU 106, Illinois-Chicago 50	(1-11-88 / h)
49 NIU 103, Wright State 54	(2-15-92 / h)
48 NIU 96, Cleveland State 48	(1-13-90 / h)
48 NIU 112, Wisconsin-Milwaukee 64	(2-5-91 / h)

Margins of Defeat:

58 Wisconsin 100, NIU 42	(1-17-78 / a)
55 Western Michigan 86, NIU 31	(2-1-75 / a)
52 Iowa 96, NIU 44	(2-1-77 / h)
49 Wisconsin-Oshkosh 86, NIU 37	(1-17-76 / h)
47 Auburn 102, NIU 55	(2-1-95 / a)
46 Southern Illinois 66, NIU 20	(2-7-76 / a)
46 Vanderbilt 90, NIU 44	(3-17-95 / a)
45 Southern Illinois 64, NIU 19	(3-1-69 / a)
43 Wisconsin-La Crosse 70, NIU 27	(2-16-74 / a)
43 Southern Illinois 61, NIU 18	(2-18-75 / a)
43 Western Illinois 82, NIU 39	(1-18-75 / h)
43 DePaul 89, NIU 46	(12-12-05 / a)

(NCAA era - since 1982-83 season):

47 Auburn 102, NIU 55	(2-1-95 / a)
46 Vanderbilt 90, NIU 44	(3-17-95 / a)
38 Loyola 87, NIU 49	(12-18-85 / a)
38 Nebraska 95, NIU 57	(12-30-97 / a)
38 Iowa State 81, NIU 43	(12-1-98 / a)
36 Purdue 98, NIU 62	(3-22-92 / a)
36 Bowling Green St. 86, NIU 50	(2-7-00 / a)
36 Bowling Green St. 80, NIU 44	(2-2-05 / a)
35 Kent State 96, NIU 61	(1-3-98 / a)
34 Central Michigan 106, NIU 72	(3-7-84 / a)
34 Washington 69, NIU 35	(12-30-97 / a)
43 DePaul 89, NIU 46	(12-12-05 / a)




Cindy Conner was a part of the Huskies' high-scoring offense in the early 1990s.

STREAKS & TRENDS

PLAYER	FOUL	TEAM	FOULS	PLAYER	FOUL
10	2	6	7	15	2
11	1	2	1	22	2
31	1			32	4
42	3			42	3
33	1			34	4

HUSKIES	PERIOD	2	VALPARAISO
122	:00.0		86



Hitting the Century Mark

NIU 100-point plus games

122	vs. Valparaiso (2-20-90 / h)	(122-86)
120	vs. Valparaiso (2-18-91 / h)	(120-97)
117	vs. Cleveland State (2-6-92 / a) - #	(117-115)
	vs. Wisconsin-Milwaukee (3-2-96 / h)	(117-52)
116	vs. Creighton (1-8-90 / a)	(116-84)
	vs. Illinois-Chicago (2-25-90 / h)	(116-58)
112	vs. Valparaiso (3-3-88 / a)	(112-84)
	vs. Akron (2-9-90 / a)	(112-91)
	vs. Wisconsin-Milwaukee (2-5-91 / h)	(112-64)
110	vs. Illinois (12-16-89 / h)	(110-93)
	vs. Valparaiso (1-22-90 / a)	(110-94)
109	vs. Marquette (2-25-89 / h)	(109-89)
	vs. Manhattan College (1-4-92 / h)	(109-56)
108	vs. Valparaiso (2-23-89 / a)	(108-64)
	vs. Akron (1-11-90 / h)	(108-78)
107	vs. Kent State (12-9-88 / h)	(107-86)
106	vs. Western Illinois (12-4-82 / h)	(106-52)
	vs. Illinois-Chicago (1-11-88 / h)	(106-56)
	vs. Creighton (1-10-89 / h)	(106-74)
105	vs. Youngstown State (2-28-93 / h)	(105-92)
104	vs. Toledo (2-2-85 / h)	(104-59)
	vs. Minnesota (12-17-88 / h)	(104-75)
	vs. Cleveland State (3-5-94 / h)	(104-86)
103	vs. Marquette (12-8-82 / h)	(103-53)
	vs. UNC-Charlotte (12-5-87 / h)	(103-89)
	vs. Valparaiso (1-26-89 / h)	(103-89)
	vs. Texas-San Antonio (2-22-91 / n)	(103-73)
	vs. Wright State (2-15-92 / h)	(103-54)
	vs. Eastern Illinois (2-17-93 / h)	(103-57)
	vs. Loyola (2-25-95 / h)	(103-59)
102	vs. Ball State (1-25-84 / a)	(102-64)
	vs. Detroit (2-17-88 / a)	(102-70)
	vs. Valparaiso (3-9-90 / h)	(102-79)
	vs. Valparaiso (1-21-92 / h)	(102-84)
	vs. Valparaiso (1-10-93 / h)	(102-85)
	vs. Western Illinois (3-4-93 / a)	(102-70)
	vs. Eastern Illinois (3-11-93 / n)	(102-51)
	vs. Ohio (2-10-01 / a) - ##	(102-92)
	vs. Bowling Green St. (2-18-04 / a) - ####	(102-97)
101	vs. Akron (1-13-92 / h)	(101-67)
	vs. Valparaiso (2-12-94 / h)	(101-92)
100	vs. Boston College (12-30-90 / n)	(100-82)
	vs. Valparaiso (1-9-94 / a)	(100-79)

Opponent 100-point plus games

115	by DePaul (1-24-96 / h)	(115-83)
	by Cleveland State (2-6-92 / a) - #	(115-117)
107	by Memphis State (12-18-80 / a)	(107-74)
106	by Central Michigan (3-7-84 / a)	(106-72)
105	by Illinois (2-21-81 / a)	(105-74)
103	by Tennessee (12-20-87 / a)	(103-76)
	by San Diego State (1-2-88 / a)	(103-92)
102	by Auburn (2-1-95 / a)	(102-55)
	by Houston (12-17-86 / a)	(102-95)
	by Miami (OH) (1-19-85 / a) - ###	(102-94)
101	by Washington (11-30-91 / n) - ##	(101-91)
	by Valparaiso (2-18-92 / a)	(101-91)

- denote overtime(s)

Working Overtime

Date	Opponent (H/A/N)	1 OT	2 OT	3 OT	4 OT
2-19-66	Northern Iowa (h)	L, 27-29			
3-5-72	Illinois State (h)		L, 63-65		
12-7-76	George Williams (a)	W, 63-59			
12-6-78	Lewis (h)	W, 76-70			
2-20-79	Concordia (a)	L, 76-80			
1-3-81	Bowling Green State (a)	L, 87-92			
11-26-82	Drake (a)	L, 88-99			
1-14-84	Toledo (a)	L, 70-71			
1-19-85	Miami-Ohio (a)			L, 94-102	
1-18-86	Central Michigan (h)	L, 86-87			
12-30-87	Missouri (a)	L, 76-78			
1-19-89	DePaul (h)	W, 86-82			
2-20-89	Southern Illinois (a)	L, 63-71			
12-3-89	South Carolina (h)	L, 84-87			
12-21-89	Utah (n)	W, 95-91			
11-28-90	Southern Illinois (a)	W, 77-71			
11-30-91	Washington (n)		L, 91-101		
1-6-92	Utah (a)	L, 78-85			
2-6-92	Cleveland State (a)	W, 117-115			
3-11-95	La Salle (h)	W, 80-77			
11-25-95	Princeton (n)	L, 64-74			
2-10-96	Cleveland State (h)	L, 92-94			
1-25-97	Illinois-Chicago (a)	W, 73-66			
11-24-97	Central Michigan (h)	L, 84-89			
1-31-98	Marshall (a)	W, 86-82			
2-5-98	Bowling Green St. (h)	L, 87-94			
1-23-99	Buffalo (h)		W, 77-68		
2-22-00	Ball State (h)	W, 87-81			
2-10-01	Ohio (a)		W, 102-92		
11-24-01	Long Beach State (n)	W, 73-66			
1-31-02	Eastern Michigan (h)	W, 84-83			
2-18-04	Bowling Green St. (a)			W, 102-97	
1-29-05	Central Michigan (a)	L, 58-64			
2-13-08	Kent State (h)	W, 83, 74			
3-5-08	Ball State (a)	L, 76-70			
TOTALS		13-16	2-2	0-1	1-0
Grand Total:	16-19 (.457)	Home: 7-7 / Away: 7-10 / Neutral: 2-2			

Making the NCAA Record Book

The Huskies' victory at Bowling Green St. (Feb. 18, 2004) became etched in NCAA history, matching the record as the longest game in Division I history.

At the time, it marked the 10th contest to reach four extra stanzas, and NIU's 43 overtime points are the most ever scored after the 40-minute mark.

St. Joseph's (IN) defeated Northern Kentucky, 131-130, in five overtimes on Feb. 2, 1988. That Division II contest is the longest women's basketball game at any level in NCAA history.

NCAA record for overtime points by one team:

43 by Northern Illinois
(Previous record: 42 by Indiana State, Jan. 28, 1989)

NCAA record for overtime points by both teams:

81 by Northern Illinois (43), Bowling Green St. (38)
(Previous record: 79 by Alabama [40], Duke [39], Mar. 18, 1995)

Holding Opponents to 50 Points

(NCAA era - since 1982-83 season):

35	by Central Michigan (3-3-01 / h)	(57-35)	by Chicago State (11-29-94 / h)	(90-48)
40	by UIC (12-2-05 / h)	(51-40)	by Toledo (3-6-02 / n)	(58-48)
41	by Western Illinois (12-30-00 / h)	(50-41)	by Bradley (11-9-07 / h)	(54-48)
42	by Akron (2-15-03 / a)	(63-42)	by Indiana State (11-28-83 / a)	(71-49)
	by Akron (2-15-03 / h)	(45-42)	by Cleveland State (1-15-89 / a)	(83-49)
43	by Central Michigan (2-18-06 / h)	(68-42)	by Miami (OH) (2-4-06 / a)	(51-49)
	by Cal-Irvine (11-26-00 / n)	(58-43)	by Western Illinois (12-1-88 / h)	(81-50)
	by Central Michigan (1-22-03 / h)	(49-43)	by Ball State (2-5-86 / h)	(64-50)
	by Akron (2-10-04 / a)	(42-43)	by Toledo (2-26-86 / h)	(64-50)
45	by Buffalo (1-10-00 / h)	(56-45)	by Western Illinois (12-12-87 / a)	(76-50)
46	by Akron (1-13-89 / a)	(79-46)	by Western Illinois (12-1-88 / h)	(81-50)
	by Chicago State (11-28-06 / h)	(73-46)	by Cleveland State (2-12-88 / h)	(97-50)
	by Northern Iowa (12-21-07 / h)	(61-46)	by Illinois-Chicago (1-31-90 / a)	(83-50)
47	by Illinois-Chicago (3-13-93 / n)	(81-47)	by Illinois-Chicago (11-23-98 / a)	(60-50)
	by Akron (3-6-01 / n)	(69-47)	by Marshall (2-17-99 / h)	(63-50)
	by Wisconsin (11-22-02 / h)	(49-47)	by Miami (OH) (1-20-01 / h)	(63-50)
	by Buffalo (1-26-04 / h)	(66-47)	by Buffalo (1-23-02 / h)	(39-50)
48	by Cleveland State (1-13-90 / h)	(96-48)	by Illinois-Chicago (11-15-07 / a)	(50-42)

HUSKIES IN THE PROS



Stephanie Raymond made Huskie history becoming the first NIU women's basketball player drafted by the WNBA, when she was chosen 20th overall by the Chicago Sky.

United States Pro Experiences

E.C. Hill
 NWBL's Chicago Blaze, 2002
 WNBA's Orlando Miracle, 2002
 WNBA's Los Angeles Sparks, 2001
 WNBA's Phoenix Mercury, 2001
 WNBA's Charlotte Sting, 2000
 ABL's Chicago Condors, 1998-99
 ABL's New England Blizzard, 1996-98
 WBA's Chicago Twisters, 1995

Stephanie Raymond
 WNBA's Chicago Sky, 2007

Kathy Totel
 WPBL Signee with Minnesota Fillies, 1978

Coach Liz Galloway-McQuitter
 WPBL Chicago Hustle, 1978-80

Asst. Coach Charlene McWhorter-Jackson
 WPBL Washington Metros, 1978-79
 WPBL Milwaukee Does, 1978-79
 WPBL East-West All-Star Game MVP, 1978-79
 WPBL Chicago Hustle, 1979-80

International Players

Stephanie Raymond
 Turkey (Club Mersin) 2008

Kristin Wiener
 Portugal (Boa Vie Gem) 2007
 Spain (CB Ibaivabal) 2008

Jennifer Youngblood
 Portugal, 2005

E.C. Hill
 Athens, Greece, 2003

Carol Owens
 Busto, Italy (Cavelli), 1993
 Vigo, Spain (Xerox), 1992
 Urawa, Japan (Nippon Express), 1991

Lisa Foss
 Spain (Juven), 1991
 Switzerland (La Chaux-de-Fonds,) 1991

Tammy Hinchee
 Greece (Panathinaikos), 1995
 France (Lucas), 1994
 Sweden (J.B. Knights), 1993
 Sweden (Blackburg), 1992
 Israel (Elitzur Holon), 1991
 Spain (CV Donostia), 1990

HUSKIES PLAYING FOR THE U.S. U.S. National Team

Rita Horky
 1964 World Championships
 1960 World Championships

Carol Owens
 2006 Assistant Coach U18 Team
 2007 Assistant Coach U19 Team
 2008 Head Coach U18 Team

World University Games

E.C. Hill
 1993 United States Team Member

Jane Albright
 1992 World University Games, Assistant Coach

Pan Am Games

Rita Horky
 1959 Pan Am Games III (Gold Medal)
 1963 Pan Am Games IV (Gold Medal)
 1967 Pan Am Games V (sidelined by illness)



Long before she became a Northern Illinois head coach, Liz Galloway-McQuitter (No. 31) played for the Chicago Hustle of the Women's Professional Basketball League. Former NIU assistant coach Charlene McWhorter-Jackson was a teammate of Galloway-McQuitter a year later.

U.S. Olympic Sports Festival

Carol Owens
 1986, Co-captain of Silver Medal North Squad

E.C. Hill
 1991, Silver Medal North Squad

Amateur Basketball

Rita Horky
 Five-time AAU All-America
 AAU Hall of Fame Member
 Charter member of Helms Hall of Fame

Lisa Foss
 Athletes in Action Team Member, 1992-97
 Athletes in Ministry New Zealand Tour, 1996
 Chicago Challengers AAU Brazil Tour, 1995
 Athletes in Action Australia Tour, 1993