


SENIOR FORWARD
TYLER STORM



JUNIOR GUARD
TONY NIXON



SOPHOMORE GUARD
ANTONE CHRISTIAN



SOPHOMORE G/F
AKSEL BOLIN



2012 NORTHERN ILLINOIS MEN'S BASKETBALL MAC TOURNAMENT GUIDE



Northern Illinois Men's Basketball

NIU MEDIA RELATIONS

Jeremy Reid

Men's Basketball Contact

815-753-3706 • jreid1@niu.edu

niuhuskies.com

2011-12 SCHEDULE (5-25, 3-13 MAC)

Day	Date	Opponent	Time/Result
Fri.	Nov. 11	at Purdue (ESPN3)	L, 96-34
Mon.	Nov. 14	UW-Milwaukee	L, 59-57
Thurs.	Nov. 17	at Iowa (BTN.com)	L, 88-55
Sun.	Nov. 20	Eastern Illinois	L, 67-55
Sat.	Nov. 26	at Boise State	L, 71-57
Mon.	Nov. 28	at Utah Valley	L, 58-47
Sat.	Dec. 3	Nebraska Omaha	L, 77-72
Sat.	Dec. 10	at UIC (CSN Chicago)	L, 62-55
Wed.	Dec. 14	DePaul	L, 75-52
Sat.	Dec. 17	Southern Illinois	L, 62-49
Tues.	Dec. 20	Valparaiso	L, 59-48
Mon.	Jan. 2	Roosevelt University	W, 72-46
Sat.	Jan. 7	Eastern Michigan*	L, 47-40
Wed.	Jan. 11	at Western Michigan*	L, 77-68
Sat.	Jan. 14	Central Michigan*	W, 74-66
Wed.	Jan. 18	at Toledo*	L, 71-41
Sat.	Jan. 21	Ball State*	L, 75-65
Wed.	Jan. 25	at Kent State*	L, 90-56
Sat.	Jan. 28	Buffalo*	L, 74-59
Wed.	Feb. 1	Ohio*	L, 67-58
Sat.	Feb. 4	at Bowling Green* (STO)	L, 65-40
Wed.	Feb. 8	Miami (Ohio)*	W, 62-59
Sat.	Feb. 11	at Akron*	L, 75-51
Wed.	Feb. 15	Western Michigan*	L, 78-53
Sat.	Feb. 18	at SIU Edwardsville	L, 64-62
Wed.	Feb. 22	at Eastern Michigan*	L, 48-45
Sun.	Feb. 26	at Central Michigan* (STO)	L, 74-64
Wed.	Feb. 29	Toledo*	W, 65-61
Sat.	Mar. 3	at Ball State*	L, 62-51
Mid-American Conference Tournament			
Mon.	March 5	at Eastern Michigan	W, 55-52
Wed.	March 7	vs. Western Mich. (STO, ESPN3)	6 p.m. CT
Thurs.	March 8	Kent State (STO, ESPN3)	Cleveland, Ohio
Fri.	March 9	Akron (STO, ESPN3)	Cleveland, Ohio
Sat.	March 10	Final (ESPN2)	Cleveland, Ohio

All game times are central

Home games in **Bold**

* denotes Mid-American Conference games

2012 MAC Men's Basketball Tournament



vs. No. 8 Western Michigan Broncos (13-19, 6-10 MAC)

2012 FirstEnergy MAC Men's Basketball Tournament Second Round

Date: Wednesday, March 7, 2012

Tipoff: 6 p.m. (7 p.m. ET)

Location: Quicken Loans Arena • Cleveland, Ohio

TV: SportsTime Ohio, ESPN3

Radio: WLBK 1360-AM in DeKalb

if advance...



vs. No. 4 Kent State Golden Flashes (20-10, 10-6 MAC)

2012 FirstEnergy MAC Men's Basketball Tournament Quarterfinals

Date: Thursday, March 8, 2012

Tipoff: 6 p.m. (7 p.m. ET)

Location: Quicken Loans Arena • Cleveland, Ohio

TV: SportsTime Ohio, ESPN3

Radio: WLBK 1360-AM in DeKalb

if advance...



vs. No. 1 Akron Zips (21-10, 13-3 MAC)

2012 FirstEnergy MAC Men's Basketball Tournament Semifinals

Date: Friday, March 9, 2012

Tipoff: 6 p.m. (7 p.m. ET)

Location: Quicken Loans Arena • Cleveland, Ohio

TV: SportsTime Ohio, ESPN3

Radio: WLBK 1360-AM in DeKalb

if advance...

2012 FirstEnergy MAC Men's Basketball Tournament Championship

Date: Saturday March 10, 2012

Tipoff: 7 p.m. (8 p.m. ET)

Location: Quicken Loans Arena • Cleveland, Ohio

TV: ESPN2, ESPN3

Radio: WLBK 1360-AM in DeKalb

2011-12 NORTHERN ILLINOIS MEN'S BASKETBALL ROSTER

No.	NAME	Pos	Ht.	CL.	HOMETOWN/LAST SCHOOL	PPG	RPG	COMMENT
2	DeMarcus Grady	G	6-1	RS Sr.	Grand Rapids, Mich./East Grand Rapids	1.3	0.7	Shooting 87.5 percent from FT line
3	Antone Christian	G	6-2	RS So.	Nashville, Tenn./Martin Luther King Magnet	5.0	3.2	Has made at least one three in 10 of last 12 games
4	Brandon Hayes	F	6-4	Jr.	Homewood, Ill./Parkland College	--	--	Made the team in Sept. at walk-on tryouts
11	Zach Miller	G	5-8	Fr.	Chicago, Ill./Glenbard East	2.7	1.3	Returned to action against Toledo
13	<i>Kevin Gray</i>	<i>F</i>	<i>6-6</i>	<i>Fr.</i>	<i>Chicago, Ill./Brooks Academy</i>	<i>2.8</i>	<i>3.7</i>	<i>Third in the MAC in rebounding by freshmen</i>
15	<i>Marquavese Ford</i>	<i>G</i>	<i>6-1</i>	<i>Fr.</i>	<i>Saginaw, Mich./Saginaw</i>	<i>4.4</i>	<i>1.6</i>	<i>Career-best seven assists Monday at EMU</i>
20	Stian Berg	G	6-2	Fr.	Baerum, Norway/Norges Toppidretts Gymnas	3.8	0.9	Avg. 5.6 pts and 24.2 min in last 17 games
21	Keith Gray	F	6-6	Fr.	Chicago, Ill./Brooks Academy	5.2	3.2	Shooting 74.5% FT in the last 15 games
23	<i>Abdel Nader</i>	<i>W</i>	<i>6-7</i>	<i>Fr.</i>	<i>Skokie, Ill./Niles North</i>	<i>10.5</i>	<i>4.2</i>	<i>3rd in scoring, 1st in rebounds by MAC freshmen</i>
25	<i>Tony Nixon</i>	<i>G</i>	<i>6-4</i>	<i>Jr.</i>	<i>South Holland, Ill./Seton Academy</i>	<i>5.3</i>	<i>2.9</i>	<i>Averaging 9.7 points in last seven games</i>
32	<i>Aksel Bolin</i>	<i>G/F</i>	<i>6-7</i>	<i>So.</i>	<i>Asker, Norway/Asker</i>	<i>6.2</i>	<i>5.1</i>	<i>Shooting 52.9 percent in last 12 games</i>
43	Jeremiah Jackson	F	6-5	Fr.	Chicago, Ill./Warren Township	1.4	0.7	Averaged 9.5 pts and 6.5 rebs as HS sr
44	Tyler Storm	F	6-5	Sr.	Geneseo, Ill./Geneseo	3.8	2.7	Has not missed a free throw since Nov. 17

possible starters in *italics*

NIU Quick Facts

GENERAL INFORMATION

Location	DeKalb, Ill.
Founded	1895
Enrollment	23,850
Nickname	Huskies
Affiliation	NCAA Division I
Conference.....	Mid-American (West Division)
Colors	Cardinal and Black
Arena.....	NIU Convocation Center (9,100)
President.....	Dr. John Peters (John Carroll, '67)
Assoc. VP/Athletic Director	Jeff Compher
Alma Mater, Year	James Madison, '80
Faculty Athletics Rep.....	Matt Streb
Ticket Office Phone.....	520-621-4622
Website	NIUHuskies.com
Twitter	@NIUAthletics

PROGRAM HISTORY

First Year of Basketball	1900-01
All-time Record.....	1,041-1,008
First Year of Division I Basketball.....	1967-68
All-time Division I Record	543-665
NCAA Appearances	3 (1982, 1991, 1996)

HUSKIE COACHING STAFF

Head Coach	Mark Montgomery
Alma Mater	Michigan State, 2003
Career Record/Years	First Season
Best Time to Reach Coach	Contact SID
Twitter	@NIUCoachMonty
Assistant Coach	Jon Borovich
Alma Mater	Central Michigan, 2001
Assistant Coach	Todd Townsend
Alma Mater	Marquette, 2005
Assistant Coach	Lou Dawkins
Alma Mater	Tulsa, 1994
Athletic Trainer	Phil Voorhis

MEDIA RELATIONS

Basketball Contact	Jeremy Reid
Office Phone.....	815-753-3706
Cell Phone	716-867-1908
E-mail	jreid1@niu.edu
Mailing Address	209 Convocation Center
.....	1525 W. Lincoln Highway, DeKalb, IL 60115
Press Row Phone	815-753-6767

TEAM INFORMATION

2010-11	9-21 overall (6-8 home, 3-13 road)
Conference Record	5-11
Starters Returning/Lost.....	2/3
Letterwinners Returning/Lost.....	5/7

The Match-Up

Following a MAC Tournament First Round victory over Eastern Michigan on Monday night, Northern Illinois has advanced to take on Western Michigan in the second round on Wednesday night at Quicken Loans Arena. The contest between the Huskies and Broncos features two of the top rebounding teams in the MAC as Western Michigan ranks second in the league in rebounding margin (+4.8) while NIU is third in the league (+3.0).

About Western Michigan

The No. 8 seed Broncos bring a 13-19 overall record to Cleveland, advancing by virtue of a 69-63 first round home win over Ball State. The balanced Western Michigan offense features four players who average in double figures. Demetrius Ward leads the way at 11.6 points per game while Flenard Whitfield (11.5), Matt Stainbrook (11.5) and Mike Douglas (10.9) all joining him in double figures. The Broncos are just 2-16 outside of Kalamazoo this season.

Against the Broncos

Western Michigan leads the all-time series against NIU, 50-29. The Broncos have won five-straight against the Huskies, including both meetings this season. Western Michigan earned a 77-68 win in Kalamazoo on Jan. 11 and a 78-53 victory in DeKalb on Feb. 15. The Huskies and Broncos have met three times previously in the MAC Tournament, NIU won the first two meetings in 1981 and 2003, Western Michigan won the most recent meeting, in the first round in 2007.

MAC Tournament History

Northern Illinois snapped a nine-game Mid-American Conference Tournament losing streak with its 55-52 victory over MAC West Division champion Eastern Michigan on Monday night (March 5). The Huskies' last win prior to Monday was a 75-63 victory over Western Michigan in the quarterfinals of the 2003 Tournament. NIU is now 9-16 all-time in MAC Tournament play; the Huskies won the 1982 MAC Tournament, defeating Ball State in the championship game, 79-75, in Ann Arbor, Mich. NIU is the No. 12 seed in the tournament for just the second time, the Huskies were the 12-seed in 2004 when they fell at Buffalo in the first round.

“Begin With The End In Mind”

That has been the mantra of the NIU men's basketball team the entire season. “Begin With The End In Mind” is a saying that has adorned a photo of Quicken Loans Arena that hangs in both head coach Mark Montgomery's office as well as the Huskie locker room. Coach Montgomery and his staff wanted the Huskies to understand that the goal the team was working towards was making an appearance in Cleveland for the MAC Tournament. NIU had not reached the Cleveland portion of the MAC Tournament since first round games returned to campus sites in 2010.

Better Late Than Never

Northern Illinois entered postseason play without a victory away from home this season, going 0-14 on the road. But the Huskies secured their first road win of the season when it mattered the most, earning a 55-52 victory over MAC West Division champion Eastern Michigan in the MAC Tournament First Round (March 5). The Huskies led most of the way against the Eagles, trailing for just a 45 second span midway through the second half.

Stepping Up Down the Stretch

Tony Nixon has been playing his best basketball of the season over the last seven games, dating back to a Feb. 15 encounter with Western Michigan. Nixon has scored in double figures on four occasions in the last seven games, including a season-best 14 points in NIU's MAC Tournament First Round win at Eastern Michigan (March 5). The South Holland, Ill., native is averaging 9.7 points per game over the last seven and has seen his season scoring average increase from 3.8 to 5.0 points per game.

Sharing the Sugar

Northern Illinois was credited with 16 assists on its 19 made field goals in its MAC Tournament First Round win at Eastern Michigan (March 5). The 16 assists was a season-high for the Huskies, bettering the 14 NIU had against Roosevelt University on Jan. 2. The last time the Huskies had more than 16 assists was in the 2010-11 regular season

FRESHMAN MINUTES NATIONALLY (TOP 10)	
Team	Percentage of Minutes
St. John's	75.2%
Boston College	68.3%
Texas	60.9%
Western Kentucky	60.6%
Hartford	58.2%
Northern Illinois	56.0%
Kentucky	54.2%
Rutgers	50.0%
UNC Wilmington	48.1%
Charleston Southern	47.0%

finale at Ball State (March 5, 2011), when NIU recorded 17 helpers.

Seventh Heaven

Marquavese Ford dished out a career-best seven assists in NIU's MAC Tournament First Round victory over Eastern Michigan (March 5). Ford's seven assists bettered his previous high of five, also set at Eastern Michigan during the regular season (Feb. 22). Ford is averaging 3.6 assists per game over the last five contests.

From Way Downtown

For the season, NIU is shooting just 31.7 percent from behind the three-point arc but during the last six games, the Huskies shooting percentage from three-point range has been 37.8 percent. During that six-game stretch, NIU has shot better than 40 percent four times, including a 47.6

percent effort in the regular season finale at Ball State (March 3). All five of NIU's victories this season have come when the Huskies shoot a better three-point percentage than their opponent.

FRESHMAN MINUTES IN THE MAC	
Team	Percentage of Minutes
Northern Illinois	56.0%
Miami	21.0%
Central Michigan	20.9%
Toledo	18.9%
Western Michigan	13.8%
Ball State	10.1%
Ohio	9.7%
Kent State	6.0%
Bowling Green	5.7%
Buffalo	1.8%
Akron	1.5%
Eastern Michigan	0.8%

First Timers

No player on the NIU roster has ever played a game at Quicken Loans Arena. Senior Tyler Storm is the only player who was on the Huskie roster the last time NIU played in Cleveland. Storm did not play in a 64-61 loss to Kent State in the 2009 MAC Tournament First Round.

Kids on the Floor

With a roster featuring seven freshmen, youth will definitely be served for the 2011-12 Huskies. To date, 56.0 percent of the minutes played in the

NIU lineup have been played by first year players; no other team in the MAC has had more than 21 percent of its minutes played by freshmen. Nationally, NIU is sixth in minutes played by freshmen; St. John's leads the way with 75.2 percent of its minutes played by rookies.

Putting On the Clamps

Northern Illinois held Eastern Michigan to just 11 points in the first half of its MAC Tournament First Round victory on March 5. The Huskies limited the Eagles to no field goals and just one point in the first 9:45 of the game. Earlier this season, NIU allowed just eight second half points to Roosevelt (Jan. 2), which is tied for the second-best half defensively in the country this season. Wisconsin held Kennesaw State to just eight points in a half on Nov. 12 and Washington

BEST DEFENSIVE HALVES THIS SEASON			
Team	Opponent	Pts Allowed	Date (Half)
Florida Atlantic	Louisiana-Monroe	7	Jan. 5, 2012 (1st)
Washington St.	Arizona State	8	Feb. 18, 2012 (1st)
NIU	Roosevelt	8	Jan. 2, 2012 (2nd)
Wisconsin	Kennesaw State	8	Nov. 12, 2011 (1st)
Virginia Tech	Eastern Michigan	9	Dec. 22, 2011 (1st)
Holy Cross	Bucknell	10	Feb. 18, 2012 (1st)
Princeton	Florida State	10	Dec. 30, 2011 (1st)
Texas	Nicholls State	10	Dec. 13, 2011 (2nd)
Dayton	Florida Int'l	10	Dec. 17, 2011 (2nd)
St. Joseph's	Penn State	10	Nov. 26, 2011 (1st)
Utah Valley	Grambling	10	Nov. 16, 2011 (1st)

State held Arizona State to eight points in the first half on Feb. 18. The fewest points allowed in a half this season was seven, as Florida Atlantic held Louisiana-Monroe to just seven in the first half on Jan. 5.

Nader States His Case

Abdel Nader has made a strong case for MAC Freshman of the Year honors, posting his 17th double-figure scoring game in the regular season finale at Ball State (March 3). Nader is third

in the MAC in scoring among freshmen, 10.5 points per game, and leads MAC rookies in rebounding at 4.2 boards per contest. The Skokie, Ill., native also ranks fifth in the league in steals among freshmen, seventh in assists among freshmen and leads MAC freshmen in blocks. Nader has scored in double figures in five of the last six games, averaging 12.7 points per game during that period.

Nader has 314 points thus far during his freshman season, 28 points behind Darion "Jake" Anderson (2007-08) for the fourth-most points scored by a freshman in NIU history. Anderson was the 2008 MAC Freshman of the Year.

Protecting the Pill

In its 65-61 victory over Toledo (Feb. 29), the Huskies committed just 10 turnovers, including just two in the second half. NIU's two second half turnovers are its fewest in a half this season, the Huskies previous low was three, in the first half against both Nebraska Omaha (Dec. 3) and UIC (Dec. 10).

Huskies on the Air

VIEWING THE MAC TOURNAMENT

All games from the second round through the semifinals can be seen on SportsTime Ohio. Saturday night's final can be seen on ESPN2. All remaining games in the tournament will be available on ESPN3.

THE MAC TOURNAMENT ON RADIO

On radio, fans can listen to the Northern Illinois games in the MAC Tournament on the Huskies' flagship station, WLBK AM 1360 in DeKalb. The Northern Illinois Radio Network presented by IMG College broadcast kicks off with the pregame show 15 minutes before game time. Hall of Fame broadcaster Bill Baker is in his 32nd season as the play-by-play voice of the Huskies and is joined by Casey Kahler, in his sixth year as NIU's color analyst.

"NIU WEEKLY" RADIO SHOW

Each week, join NIU Associate Vice-President and Director of Athletics Jeff Compher, host Andy Garcia and Northern Illinois coaches, including men's basketball coach Mark Montgomery for "NIU Weekly" on WSCR 670 AM The Score in Chicago. The 30-minute show features a weekly update with Huskie basketball coaches, as well as interviews with other NIU coaches and all the latest news from Northern Illinois athletics. The show airs on Saturday mornings from 7:30-8 a.m.

HUSKIE ALL-ACCESS

Fans across the country can hear all NIU live radio broadcasts, including basketball games and can watch every home men's and women's Northern Illinois basketball game live on Huskie All-Access at www.NIUHuskies.com. All-Access subscribers pay just \$6.95/month or \$49.95/year to receive all NIU radio game and show broadcasts, as well as all home men's and women's basketball, wrestling and other live action. Subscribers also have access to post-game press conferences and special video features.

NIUHUSKIES.COM

Get all of the latest NIU Athletics news and information, statistics, press releases and more online every day at www.NIUHuskies.com, the official athletics website for Northern Illinois University.

NIU MEDIA RELATIONS

Jeremy Reid Basketball Contact
 Assistant Media Relations Director
 815-753-3706 (o)
 716-867-1908 (c)
 jreid1@niu.edu

MAC BASKETBALL CONTACT

Jeremy Guy Director of Communications
 216.566.4622, ext. 303
 jguy@mac-sports.com

CAREER TOTALS FOR CURRENT HUSKIES

POINTS

Tony Nixon	399
Abdel Nader	314
Tyler Storm.....	308
Antone Christian.....	306
Aksel Bolin.....	244
Keith Gray.....	157
Marquavese Ford.....	132
Stian Berg.....	111
Kevin Gray.....	84
DeMarcus Grady.....	69
Zach Miller.....	48
Jeremiah Jackson.....	34
Brandon Hayes.....	0

REBOUNDS

Tyler Storm.....	192
Aksel Bolin.....	189
Tony Nixon.....	173
Antone Christian.....	166
Abdel Nader.....	127
Kevin Gray.....	112
Keith Gray.....	95
Marquavese Ford.....	49
DeMarcus Grady.....	33
Stian Berg.....	26
Zach Miller.....	24
Jeremiah Jackson.....	17
Brandon Hayes.....	0

ASSISTS

Marquavese Ford.....	57
Tyler Storm.....	52
Tony Nixon.....	51
Antone Christian.....	49
Aksel Bolin.....	46
Zach Miller.....	36
Stian Berg.....	36
Abdel Nader.....	33
DeMarcus Grady.....	18
Kevin Gray.....	11
Keith Gray.....	10
Jeremiah Jackson.....	2
Brandon Hayes.....	0

STEALS

Antone Christian.....	32
Tyler Storm.....	30
Tony Nixon.....	26
Marquavese Ford.....	25
Aksel Bolin.....	25
Abdel Nader.....	21
Zach Miller.....	11
Stian Berg.....	10
Kevin Gray.....	10
Keith Gray.....	8
DeMarcus Grady.....	2
Jeremiah Jackson.....	2
Brandon Hayes.....	0

BLOCKS (TOP FIVE ONLY)

Abdel Nader.....	20
Tyler Storm.....	12
Aksel Bolin.....	12
Tony Nixon.....	11
Keith Gray.....	9

A Steal to Seal a Victory

With the Huskies holding a three-point lead with 7.8 seconds remaining against Toledo (Feb. 29), Marquavese Ford came up with a steal on an inbounds play, effectively icing the game for NIU. Ford was fouled and split a pair from the free-throw line, giving the Huskies a four-point victory. Ford leads NIU with 25 steals this season.

Going to the Glass

Northern Illinois ranks fifth in the MAC in rebounding offense (34.9) and second in rebounding defense (31.9). The Huskies are third in rebounding margin at +3.0. In conference play, NIU is first in rebounding defense (31.0) and ranks third in rebounding margin (+2.5). By percentage, NIU has the second-best defensive rebounding percentage in the MAC overall (.710) and ranks first in conference play (.710), the Huskies are second in overall offensive rebounding percentage (.357) and first in MAC games (.362).

Judged Against Their Peers

The NIU freshmen stack up quite well against their fellow freshmen in the MAC. Below is a list of where the Huskies stand in statistical rankings among conference freshmen. Scoring: Abdel Nader (third), Keith Gray (sixth), Marquavese Ford (eighth), Stian Berg (ninth)

Rebounds: Abdel Nader (first), Kevin Gray (third), Keith Gray (fourth)
Assists: Marquavese Ford (third), Stian Berg (fifth), Abdel Nader (seventh)
Steals: Marquavese Ford (fourth), Abdel Nader (fifth)
Blocks: Abdel Nader (first), only freshman ranked in the top-20 in the conference

Cracking the Starting Five

Tyler Storm became the 11th different Huskie to start at least one game this season when he made his first start of the season against Toledo (Feb. 29). Through 30 games, NIU has used 12 different starting lineups that have featured 92 starts by freshmen, 39 starts by sophomores, four from the junior class and 15 starts by seniors.

The Best Things in Life are Free

Against SIU Edwardsville (Feb. 18), the Huskies shot 92.3 percent from the free-throw line, converting on 12-of-13 opportunities from the charity stripe. Tyler Storm led the way going 6-of-6; Storm is shooting 94.7 percent (18-of-19) from the line on the season. That effort marked the first time NIU has shot 90 percent or better in a game since shooting an identical 92.3 percent at Central Michigan on Feb. 25, 2007.

A Milestone Day

Tyler Storm made his 100th appearance in a Huskie uniform against SIU Edwardsville (Feb. 18), contributing to the NIU cause in every way possible. Storm scored six points, grabbed five rebounds, dished out a career-high tying four assists, tied a career-best with two steals and had a block against the Cougars. Storm has played in 105 career games, the most by any player in the NIU roster.

Making Second Chances Count

Against Miami (Feb. 8), the Huskies grabbed 16 offensive rebounds, converting those chances into 25 second chance points while allowing just 12 second chance points to the RedHawks. In NIU's 21-8 run to earn the comeback win, nine of the 21 points were scored as the result of offensive rebounds. The Huskies lead the MAC in offensive rebounds, pulling down 12.7 per contest and are averaging 10.9 second-chance points per game while allowing just 9.0 second-chance points per contest.

Clutch Berg Seals Victory

Stian Berg recorded his second career double-figure scoring game in NIU's win over Miami (Feb. 8). Berg scored 11 points, including NIU's final four to clinch the win. The Baerum, Norway native finished a tough reverse layup with 40 seconds to break a tie and then sealed the win with a pair

NIU IN THE MAC RANKINGS (AS OF MARCH 6)				
	ALL	RANK	MAC	RANK
Scoring Offense	55.4	11th	55.8	11th
Scoring Defense	67.5	11th	68.1	12th
Scoring Margin	-12.1	12th	-12.3	12th
Free Throw Percentage	.669	10th	.668	9th
Field Goal Percentage	.370	12th	.370	12th
Field Goal Defense	.439	10th	.458	11th
3-Point Field Goal Percentage	.317	11th	.329	10th
3-Point Field Goal Defense	.383	12th	.391	10th
Rebounding Offense	34.9	5th	33.5	5th
Rebounding Defense	31.9	2nd	31.0	1st
Rebounding Margin	3.0	3rd	2.5	3rd
Blocks	2.3	11th	2.3	10th
Assists	9.7	11th	9.1	12th
Steals	4.7	12th	5.0	10th
Turnover Margin	-4.2	12th	-2.6	10th
Assist/Turnover Ratio	0.6	12th	0.6	12th
Offensive Rebounds	12.7	1st	12.8	1st
Defensive Rebounds	22.2	8th	20.7	9th
Defensive Rebound Percentage	.710	2nd	.710	1st
Offensive Rebound Percentage	.357	2nd	.362	1st
3-Point Field Goals Made	6.0	8th	6.1	8th

free throws with 2.5 seconds remaining.

A Storm Brewing

Tyler Storm scored a career-best 17 points powering NIU to a comeback victory over Miami (Feb. 8). Storm was 7-of-9 from the field, including 3-of-4 from three-point range, en route to bettering his previous career-high of 13, set on Feb. 15, 2009 against Akron. Storm also grabbed a season-high six rebounds in the victory over the RedHawks and posted his first career multi-block game.

Finding His Groove

Stian Berg has grown into a larger role in the Huskie backcourt over the last 17 games. After averaging 1.3 points and 7.6 minutes per game during the first 13 games of the season, Berg has scored 5.6 points per contest while playing 24.2 minutes per game over the last 17 games. In his first career start against Central Michigan (Jan. 14), Berg scored a career-best 12 points on 4-of-4 shooting from three-point range.

Bench Production

The NIU bench has outscored the opposition's bench in 22 games this season, including 20 of the last 25 games. The Huskie substitutes have outscored opponents by nine points per game in those contests.

Getting to the Line

Northern Illinois went to the free-throw line a season-high 29 times against Buffalo (Jan. 28), converting on a season-best 21 of those chances (72.4 percent). During MAC play, the Huskies did a better job getting to the free-throw line as a team, averaging 18.3 attempts per game after averaging just 14.6 attempts per contest during non-conference.

Red Hot from Deep

Northern Illinois stormed out of the locker room against Central Michigan (Jan. 14), making five of their first six shots from behind the three-point line. The Huskies finished the first half 10-of-14 from beyond the arc and ended the contest 12-of-19 from deep. Abdel Nader went 5-of-5 and Stian Berg was 4-of-4 from three in the contest. NIU's 63.9 percent shooting against the Chippewas was the third-best three-point performance by any team in the MAC this season, the second-best by a team with more than 10 triples made, and was the first time NIU had shot over 50 percent from deep since Jan. 22, 2011 at Western Michigan (55.6 percent).

It's Good to Have Options

Against Roosevelt (Jan. 2), four Huskies reached double figure scoring as Antone Christian led NIU with 14 points, Tim Toler scored 12 points, Abdel Nader added 11 points and Marquavese Ford chipped in 10 points. The performance marked the first time all season that the Huskies had more than two players in double figures in a game and the first time NIU had four in double figures since Jan. 8, 2011, against Ball State.

A Team Win

Following NIU's 74-66 victory over Central Michigan (Jan. 14), head coach Mark Montgomery decided to take his entire team to the postgame press conference. Montgomery, who had informed his team of the plan prior to the game, explained that you win games as a team and he wanted his entire team to experience going to a postgame press conference.

Grady Rejoins the Basketball Team

For the second-straight year, DeMarcus Grady has joined the NIU basketball team following the conclusion of the football season. Grady played in all 14 games for the Huskie football team this season, seeing time as a receiver as well as on special teams. He had two catches for 51 yards and also recorded a tackle. Last season, Grady joined the NIU basketball team following the Humanitarian Bowl, seeing his first action on Dec. 27, 2010 at Missouri. He appeared in 15 games, making two starts, while averaging 3.5 points and 1.7 rebounds per contest.

Silas Joins NBDL's Maine Red Claws

After spending the NBA preseason with the Philadelphia 76ers, former Huskie Xavier Silas has joined the Maine Red Claws of the National Basketball Developmental League. Silas has played 26 games with the Red Claws, including 16 starts, averaging 9.6 points, 2.9 rebounds and 1.8 assists per game. Last season as a senior at NIU, Silas averaged 22.3 points per game, seventh-best in the nation.

One of 56

Mark Montgomery is one of 56 new head coaches in NCAA Division I, and one of three new coaches in the Mid-American Conference. Montgomery joins Rob Murphy of Eastern Michigan and Rob Senderoff of Kent State as newcomers to the sidelines in the conference.

What's Back for the Huskies

Just five players return for NIU from the 2010-11 roster and the Huskies return the following percentages of production with those players:

- 24.1 percent of minutes played
- 21.0 percent of points scored
- 20.1 percent of rebounds
- 19.9 percent of assists
- 24.7 percent of blocks
- 21.4 percent of steals

One of the Youngest

Northern Illinois is one of the most inexperienced teams in the country as the Huskie roster features seven freshmen and just 10

AMONG THE NATION'S YOUNGEST

Below is a chart of the most inexperienced team in the country, based on number of years playing college basketball. Years at other institutions and junior college years are factored in. Based on this criteria, NIU is the 10th youngest team in the country.

Youngest Teams in NCAA Division I (2011-12)

Team	No. of Fr.	Years of Exp.	No. of Players	Avg.
UC Irvine	8	10	14	0.71
Navy	10	14	19	0.74
Texas Tech	9	12	16	0.75
Northern Illinois	7	10	13	0.77
Saint Joseph's	3	8	10	0.80
VCU	7	12	14	0.86
UNC Wilmington	8	13	15	0.87
Wright State	7	13	15	0.87
Charleston Southern	9	15	17	0.88
LaSalle	5	11	12	0.92

REBOUNDBING COMPARISON

Date	Opponent	W/L	Score	NIU	Opt.	Diff.
N11	at Purdue	L	96-34	37	43	-6
N14	UW-MILWAUKEE	L	59-57	41	37	4
N17	at Iowa	L	88-55	34	35	-1
N20	EASTERN ILLINOIS	L	67-55	38	31	7
N26	at Boise State	L	71-57	33	29	4
N28	at Utah Valley	L	58-47	36	41	-5
D3	NEBRASKA OMAHA	L	77-72	40	34	6
D10	at UIC	L	62-55	34	42	-8
D14	DEPAUL	L	75-52	39	33	6
D17	SOUTHERN ILLINOIS	L	62-49	38	31	7
D20	VALPARAISO	L	59-48	32	25	7
J2	ROOSEVELT UNIVERSITY	W	72-46	49	26	13
J7	EASTERN MICHIGAN*	L	47-40	31	20	11
J11	at Western Michigan*	L	77-68	33	27	6
J14	CENTRAL MICHIGAN*	W	74-66	39	22	17
J18	at Toledo*	L	71-41	27	32	-5
J21	BALL STATE*	L	75-65	30	32	-2
J25	at Kent State*	L	90-56	38	29	9
J28	BUFFALO*	L	74-59	37	42	-5
F1	OHIO*	L	67-58	35	31	4
F4	at Bowling Green*	L	65-40	33	35	-2
F8	MIAMI*	W	62-59	36	25	11
F11	at Akron*	L	75-51	35	25	10
F15	WESTERN MICHIGAN*	L	78-53	26	39	-13
F18	at SIU Edwardsville	L	64-62	33	27	6
F22	at Eastern Michigan*	L	48-45	42	28	14
F26	at Central Michigan*	L	74-64	34	40	-6
F29	TOLEDO*	L	65-61	31	25	6
M3	at Ball State*	L	62-51	29	35	-6
M5	at Eastern Michigan	W	55-52	27	28	-1
TOTALS				1047	958	89
AVERAGES				34.9	31.9	3.0

MAC TOURNAMENT RECORDS

Year	Seed	Opponent	Round	W/L	Score	Location
1980	3	Miami (OH)	Quarterfinals	W	58-53	DeKalb, Ill.
	3	Bowling Green	Semifinals	L	49-54	Ann Arbor, Mich.
1981	5	Bowling Green	Quarterfinals	W	79-72	DeKalb, Ill.
	5	Western Michigan	Semifinals	W	75-73	Ann Arbor, Mich.
	5	Ball State	Championship	L	58-79	Ann Arbor, Mich.
1982	3	Ohio (OT)	Quarterfinals	W	70-68	DeKalb, Ill.
	3	Bowling Green	Semifinals	W	67-66	Ann Arbor, Mich.
	3	Ball State (OT)	Championship	W	79-75	Ann Arbor, Mich.
1984	5	Toledo	Quarterfinals	L	68-73	Rockford, Ill.
1986	4	Toledo	Quarterfinals	L	79-82	Rockford, Ill.
2000	10	Toledo (2OT)	First Round	L	64-68	Toledo, Ohio
2001	11	Ball State	First Round	L	57-89	Muncie, Ind.
2002	9	Marshall	First Round	L	93-97	Huntington, W. Va.
2003	4	Buffalo	First Round	W	81-64	DeKalb, Ill.
	4	Western Michigan	Quarterfinals	W	75-63	Cleveland, Ohio
	4	Central Michigan	Semifinals	L	72-94	Cleveland, Ohio
2004	12	Buffalo	First Round	L	73-90	Buffalo, N.Y.
2005	10	Buffalo	First Round	L	66-73	Buffalo, N.Y.
2006	2	Toledo	Quarterfinals	L	77-78	Cleveland, Ohio
2007	11	Western Michigan	First Round	L	62-67	Cleveland, Ohio
2008	11	Central Michigan	First Round	L	71-83	Cleveland, Ohio
2009	11	Kent State	First Round	L	61-64	Cleveland, Ohio
2010	11	Eastern Michigan	First Round	L	59-65	Ypsilanti, Mich.
2011	10	Bowling Green	First Round	L	54-74	Bowling Green, Ohio

All-time Record: 8-16 (.333)

Championship Game Appearances: 2

Semifinal Appearances: 4

Championships: 1

combined years of college basketball experience entering this season. NIU is the fourth youngest team in America this season (see chart).

Postseason Experience

The four coaches on the NIU staff (Mark Montgomery, Jon Borovich, Todd Townsend and Lou Dawkins), have made a combined 30 postseason appearances during their time in Division I college basketball, including 22 trips to the NCAA Tournament. The Huskie staff has a combined four Final Four appearances (three by Montgomery as a coach at MSU and one by Townsend as a player at Marquette).

The Familiar Five

Northern Illinois returns only four players from last season's roster (Aksel Bolin, Antone Christian, DeMarcus Grady, Tony Nixon and Tyler Storm). Combined the quintet has appeared in 193 games entering the 2011-12 season.

Hello My Name Is...

A total of eight new faces are a part of the NIU roster for the 2011-12 season. The Huskies signed five players during last year's signing period: Marquavese Ford, Keith Gray, Kevin Gray, Zach Miller and Abdel Nader. In addition, two recruited walk-ons were added to the Huskie roster, Stian Berg and Jeremiah Jackson, as well as Brandon Hayes who made the team during open tryouts in September.

A First Since 1990

When the Huskies signed Abdel Nader last spring, he became the first Chicago Tribune All-State selection to sign with Northern Illinois since Mike Lipinsky in 1990. Nader was named to the Chicago Tribune All-State First Team along with Wayne Blackshear (Louisville), Ryan Boatright (Connecticut), Anthony Davis (Kentucky) and Chasson Randle (Stanford).

Bringing in Winners

Among the five freshmen NIU signed for this season, all have come from winning high school programs. As seniors, the group had a combined record of 130-21, all five won conference championships, and three (Keith Gray, Kevin Gray and Zach Miller) had third-place state tournament finishes.

HIGH SCHOOL SENIOR SEASONS FOR NIU FRESHMEN			
Name	School	Record	Honors
Marquavese Ford	Saginaw	20-3	Saginaw Valley Conf. Title
Keith Gray	Chicago Brooks	29-4	Chicago Public League Title Third Place Illinois Class 3A
Kevin Gray	Chicago Brooks	29-4	Chicago Public League Title Third Place Illinois Class 3A
Zach Miller	Glenbard East	28-4	DuPage Valley Conf. Title Third Place Illinois Class 4A
Abdel Nader	Niles North	24-6	Central Suburban League Title School's First Sectional Title

Nader Named Lindy's MAC Newcomer of the Year

Abdel Nader was named the Mid-American Conference Newcomer of the Year by Lindy's in their 2011-12 College Basketball Preview magazine. Nader averaged 23.8 points and 8.6 rebounds per game as a senior at Niles North High School, leading the school to its first-ever conference and sectional championships.

Huskies Picked to Finish 5th in MAC West

NIU was picked to finish in fifth-place in the Mid-American Conference West Division in the conference preseason media poll. Western Michigan was selected to win the MAC West, followed by Ball State, Central Michigan, Toledo, NIU and Eastern Michigan. In the MAC East, the media projected Kent State as the division winner, followed by Akron, Ohio, Miami, Buffalo and Bowling Green.

New Conference Tournament Format

The Mid-American Conference announced a new tournament format for this season. Like the previous format, seeds five through 12 will meet on campus sites in the first round. Those four winners will now meet in the second round in Cleveland, with the winners of those games advancing to

meet seeds three and four in the third round. The top two seeds, regardless of division, will receive byes to the semifinals where they will meet the third round winners.

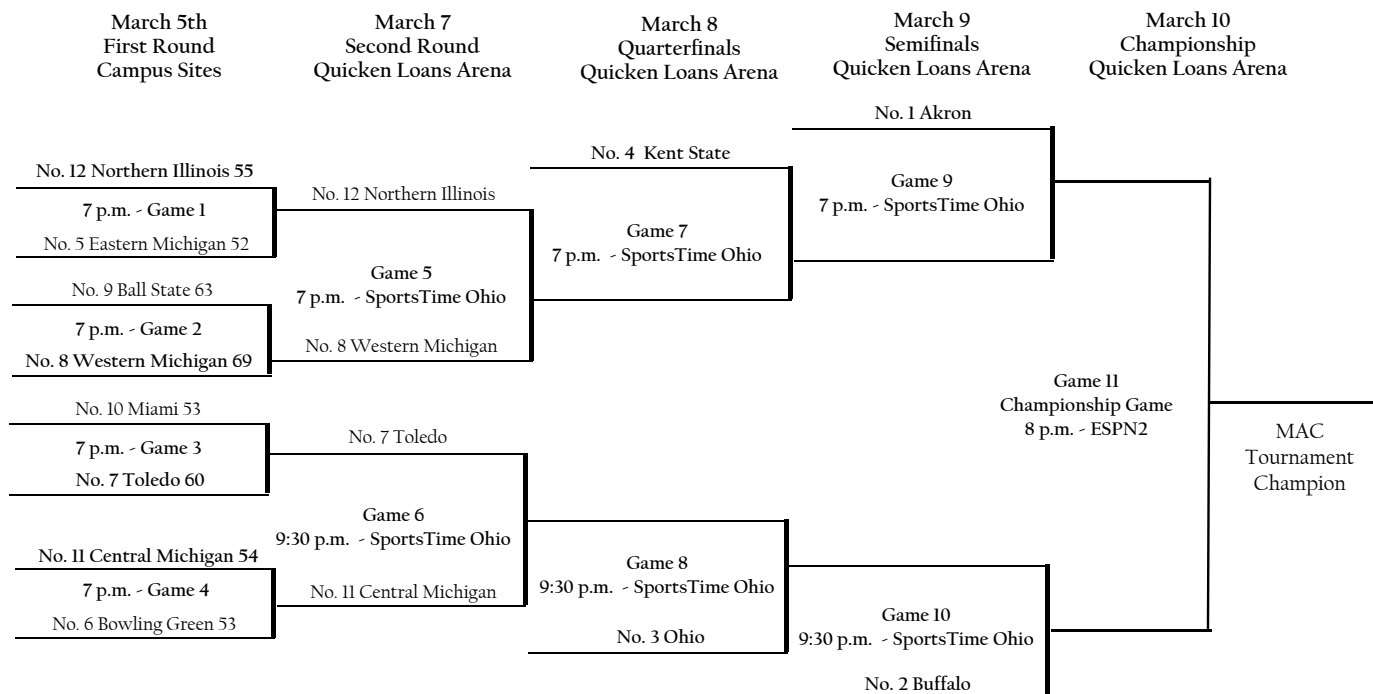
NIU Inks Four for Class of 2012

NIU has inked four of players, Daveon “Petey” Balls, Darrell Bowie, Mike Davis and Sam Mader to National Letters of Intent to join the Huskie men’s basketball program next season. Balls is a 6-foot-1, 174-pound point guard out of Lawrence North High School in Indianapolis, Ind. Bowie is a 6-foot-6, 200-pound wing from Wautwatoso, Wis., who is attending La Jolla Prep in San Diego, Calif., this year. Davis is a 6-foot-2, 185-pound shooting guard from Garfield Heights High School in Garfield Heights, Ohio. Mader is a 6-foot-9, 220-pound power forward from Appleton East High School in Appleton, Wis.

2012 FIRSTENERGY MID-AMERICAN CONFERENCE MEN’S BASKETBALL TOURNAMENT

March 5, 7-10

Quicken Loans Arena ● Cleveland, Ohio



FirstEnergy MAC Men’s Basketball Tournament



Monday, March 5, 2012

First Round (High Seed Campus Sites)

- Game 1: No. 12 Northern Ill. 55 at No. 5 Eastern Mich. 52
- Game 2: No. 9 Ball State 63 at No. 8 Western Mich. 69
- Game 3: No. 10 Miami 53 at No. 7 Toledo 60
- Game 4: No. 11 Central Mich. 54 at No. 6 Bowling Green 53

Wednesday, March 7, 2012

Second Round (Games on STO)

- Game 5: No. 12 Northern Ill. vs. No. 8 Western Mich., 7 p.m.
- Game 6: No. 7 Toledo vs. No. 11 Central Mich., 9:30 p.m.

Thursday, March 8, 2012

Quarterfinals (Games on STO)

- Game 7: Game 5 Winner vs. No. 4 Kent State, 7 p.m.
- Game 8: Game 6 Winner vs. No. 3 Ohio, 9:30 p.m.

Friday, March 9, 2012

Semifinals (Games on STO)

- Game 9: Game 7 winner vs. No. 1 Akron, 7 p.m.
- Game 10: Game 8 winner vs. No. 2 Buffalo, 9:30 p.m.

Saturday, March 10, 2012


MAC Championship

- Game 11: Championship Game, 8 p.m. (ESPN2)



2011-12 NIU BASKETBALL ROSTER

DEMARCUS GRADY



2 RS Sr. Guard

ANTONE CHRISTIAN




3 RS Soph. Guard

BRANDON HAYES



4 Junior Forward

ZACH MILLER




11 Freshman Guard

KEVIN GRAY



13 Freshman Forward

MARQUAVESE FORD



15 Freshman Guard

STIAN BERG




20 Freshman Guard

KEITH GRAY



21 Freshman Forward

ABDEL NADER




23 Freshman Wing

TONY NIXON




25 Junior Guard

AKSEL BOLIN



32 Sophomore G/F

JEREMIAH JACKSON



43 Freshman Forward

TYLER STORM



44 Senior Forward

MARK MONTGOMERY



First Season

JON BOROVICH



First Season

TODD TOWNSEND



Third Season

LOU DAWKINS



First Season

2011-12 NORTHERN ILLINOIS HUSKIES

No.	Name	Pos.	Ht.	Wt.	Class	Hometown (Last School)
2	DeMarcus Grady	G	6-1	203	RS Sr.	Grand Rapids, Mich. (East Grand Rapids)
3	Antone Christian	G	6-2	195	RS So.	Nashville, Tenn. (Martin Luther King Magnet)
4	Brandon Hayes	F	6-4	185	Jr.	Homewood, Ill. (Flossmoor/Parkland College)
11	Zach Miller	G	5-8	170	Fr.	Chicago, Ill. (Glenbard East)
13	Kevin Gray	F	6-6	205	Fr.	Chicago, Ill. (Brooks Academy)
15	Marquavese Ford	G	6-1	170	Fr.	Saginaw, Mich. (Saginaw)
20	Stian Berg	G	6-2	167	Fr.	Baerum, Norway (Norges Toppidretts Gymnas)
21	Keith Gray	F	6-6	205	Fr.	Chicago, Ill. (Brooks Academy)
23	Abdel Nader	W	6-7	210	Fr.	Skokie, Ill. (Niles North)
25	Tony Nixon	G	6-4	207	Jr.	South Holland, Ill. (Seton Academy)
32	Aksel Bolin	G/F	6-7	200	So.	Asker, Norway (Asker)
43	Jeremiah Jackson	F	6-5	195	Fr.	Chicago, Ill. (Warren Township)
44	Tyler Storm	F	6-5	220	Sr.	Geneseo, Ill. (Geneseo)

First Name	Last Name
da - MARK - us	common
ann - tonn	common
common	common
common	common
mar - QUAY - vee - iss	common
STEE - on	common
common	common
ab -DOOL	common
common	common
axel	BOWL - in
common	common
common	common

Head Coach: Mark Montgomery

Assistant Coaches: Jon Borovich, Todd Townsend and Lou Dawkins

Director of Basketball Operations: Jason Larson

Graduate Assistant/Video: D.J. Bakker

SPECIALTY STATS

	Result	Pts in Paint (NIU/Opp)	Pts off TO (NIU/Opp)	2nd Chance (NIU/Opp)	Fast Break (NIU/Opp)	Bench Pts (NIU/Opp)	Largest Lead	Largest Deficit	Lead Changes	Ties	
N11	at Purdue	L, 96-34	18/28	7/37	9/13	n/a	8/43	0	64	0	0
N14	UW-MILWAUKEE	L, 59-57	22/24	11/14	7/4	0/6	25/4	2	14	5	3
N17	at Iowa	L, 88-55	18/34	4/28	8/11	0/16	11/43	3	39	4	2
N20	EASTERN ILLINOIS	L, 67-55	14/20	6/21	11/6	2/6	23/17	2	13	4	6
N26	at Boise State	L, 71-57	12/24	14/18	9/5	2/2	29/27	2	25	2	1
N28	at Utah Valley	L, 58-47	28/24	12/7	11/15	6/2	22/20	4	18	6	2
D3	NEBRASKA OMAHA	L, 77-72	16/30	14/12	21/4	2/4	17/10	3	13	9	1
D10	at UIC	L, 62-55	24/18	9/17	10/19	4/0	24/14	10	9	10	7
D14	DEPAUL	L, 75-52	16/28	6/25	18/10	0/6	21/19	3	25	11	3
D17	SOUTHERN ILLINOIS	L, 62-49	14/24	8/25	15/10	0/8	14/45	2	17	4	5
D20	VALPARAISO	L, 59-48	24/20	18/12	11/10	2/2	16/5	7	11	6	2
J2	ROOSEVELT UNIVERSITY	W, 72-46	30/10	10/6	10/5	2/2	37/15	26	13	1	2
J7	EASTERN MICHIGAN*	L, 47-40	6/18	9/10	2/5	0/2	15/12	4	11	6	5
J11	at Western Michigan*	L, 77-68	28/22	2/8	11/0	6/7	29/24	3	11	8	1
J14	CENTRAL MICHIGAN*	W, 74-66	16/12	13/22	17/5	0/2	19/6	16	3	3	2
J18	at Toledo*	L, 71-41	16/24	9/28	11/11	2/6	15/24	2	30	4	4
J21	BALL STATE*	L, 75-65	24/38	10/12	7/4	2/12	19/17	5	15	3	8
J25	at Kent State*	L, 90-56	22/36	10/31	8/12	2/10	45/37	0	43	0	0
J28	BUFFALO*	L, 74-59	8/20	15/10	9/17	0/2	32/26	5	25	1	4
F1	OHIO*	L, 67-58	18/24	16/15	8/5	2/4	31/27	7	20	8	2
F4	at Bowling Green*	L, 65-40	16/20	5/14	8/8	0/11	9/19	0	26	0	0
F8	MIAMI*	W, 62-59	22/20	8/14	25/12	0/2	35/11	3	10	8	10
F11	at Akron*	L, 75-51	28/38	8/15	13/9	0/14	14/32	3	28	10	2
F15	WESTERN MICHIGAN*	L, 78-53	22/28	12/7	7/15	4/2	28/21	1	26	2	3
F18	at SIU Edwardsville	L, 64-62	26/14	18/12	12/4	6/0	29/14	12	5	8	5
F22	at Eastern Michigan*	L, 48-45	16/12	10/18	12/6	9/9	15/7	13	4	10	7
F26	at Central Michigan*	L, 74-64	16/20	18/14	12/16	5/4	10/15	3	16	8	4
F29	TOLEDO*	W, 65-61	22/27	13/9	18/7	0/11	32/17	4	12	4	5
M3	at Ball State*	L, 62-51	10/22	11/23	7/14	4/4	14/44	12	15	6	1
M5	at Eastern Michigan	W, 55-52	16/18	11/9	0/8	4/0	18/9	10	2	2	2

MISC. STATS

Largest halftime lead	14, Central Michigan (Jan. 14)
Largest halftime deficit	26, at Purdue (Nov. 11)
Largest halftime lead surrendered to lose	10, at SIU Edwardsville (Feb. 18)
Largest halftime deficit overcome to win.....	5, Roosevelt (Jan. 2)
Largest lead at any time.....	26, Roosevelt (Jan. 2)
Largest deficit at any time.....	64, at Purdue (Nov. 11)
Largest lead surrendered to lose	13, at Eastern Michigan (Feb. 22)
Largest deficit overcome to win	13, Roosevelt (Jan. 2)
Largest margin of victory	26, Roosevelt (Jan. 2)
Largest margin of defeat	62, at Purdue (Nov. 11)
Most points scored in a half.....	41, Central Michigan (Jan. 14 -- first half)
Fewest points scored in a half.....	14, twice, last: Eastern Michigan (Jan. 7 -- second half)
Most points allowed in a half	50, at Purdue (Nov. 11 -- second half)
Fewest points allowed in a half	8, Roosevelt (Jan. 2 -- second half)

THE IZZO COACHING TREE

Mark Montgomery became the eighth Tom Izzo assistant coach to become a Division I head coach, joining current head coaches:

- Tom Crean, Indiana University
- Brian Gregory, Georgia Tech
- Stan Heath, South Florida
- Doug Wojcik, Tulsa

In addition, three other Izzo assistants have been Division I head coaches:

- Jim Boylen, Utah (2007-11)
- Mike Garland, Cleveland State (2003-06)
- Stan Joplin, Toledo (1996-2008)

ABOUT THE STAFF

Head Coach Mark Montgomery

- First season at Northern Illinois
- First overall season as a head coach
- Spent last 10 seasons as an assistant coach at Michigan State.
- Also spent four years as an assistant at Central Michigan (1997-2001).
- Four-year letterwinner at Michigan State
- Follow him on Twitter @NIUCoachMonty
- Detailed bio on page 17

Assistant Coach Jon Borovich

- First season at Northern Illinois.
- Spent the last four seasons as an assistant at Dayton (2007-11).
- Helped the Flyers to the 2010 NIT Championship.
- Worked as an assistant at Oakland for two seasons (2005-07).
- Played at Central Michigan (1997-2001) while Montgomery was an assistant with the Chipewas.

Assistant Coach Todd Townsend

- Third season at Northern Illinois.
- Also spent one season as an assistant at Northeastern (2007-08).
- Spent two seasons at Marquette as Director of Basketball Operations for Tom Crean.
- Played four seasons at Marquette (2001-05). Started all 33 games during Marquette's Final Four season of 2002-03.

Assistant Coach Lou Dawkins

- First season at Northern Illinois.
- Spent the last seven seasons at head coach at Saginaw (Mich.) High School.
- Had a record of 149-28 at Saginaw, winning Class A State Championships in 2007 and 2008.
- Played at Tulsa from 1989-94 under J.D. Barnett and Tubby Smith.
- Cousin of NIU fourth-leading scorer Paul Dawkins (1975-79).

INSIDE THE NUMBERS

2011-12 NIU BASKETBALL STATISTICAL BREAKDOWN																			
TEAM	GAMES	FG-FGA	PCT.	3F-3PA	PCT.	FT-FTA	PCT.	O-D	TOT	AVG.	FOUL	DQ	AST	AVG	TO	BLK	STL	PTS	AVG
OVERALL (5-25)	30	576-1555	.370	179-565	.317	331-495	.669	380-667	1047	34.9	604	14	292	9.7	486	69	151	1662	55.4
HOME (4-11)	15	299-788	.379	98-301	.326	185-271	.683	197-345	542	36.1	296	8	148	9.9	237	42	72	881	58.7
AWAY (1-14)	15	277-767	.361	81-264	.307	146-224	.652	183-322	505	33.7	308	6	144	9.6	249	27	79	781	52.1
NEUTRAL (0-0)																			
NON-CONF (1-12)	13	257-705	.365	73-249	.293	128-190	.674	172-312	484	37.2	254	4	131	10.1	226	29	64	715	55.0
CONFERENCE (3-13)	16	300-811	.370	97-295	.329	195-292	.668	205-331	536	33.5	333	10	145	9.1	244	37	80	892	55.8
MAC TOURN. (1-0)	1	19-39	.487	9-21	.429	8-13	.615	3-24	27	27.0	17	0	16	16.0	16	3	7	55	55.0

INSIDE THE NUMBERS				
RECORD BY VENUE				
	2011-12 Overall	2011-12 MAC	Monty Overall	Monty MAC
Overall	5-25	3-13	5-25	3-13
Home (NIU Convocation Center)	4-11	3-5	4-11	3-5
Away	1-14	0-8	1-14	0-8
Neutral	0-0			
RECORD BY HALFTIME				
	2011-12 Overall	2011-12 MAC	Monty Overall	Monty MAC
When NIU leads at halftime	4-5	3-2	4-5	3-2
When NIU trails at halftime	1-19	0-10	1-19	0-10
When NIU is tied at halftime	0-1	0-1	0-1	0-1
RECORD BY SCORING OFFENSE				
	2011-12 Overall	2011-12 MAC	Monty Overall	Monty MAC
When NIU scores 100+ points	0-0			
When NIU scores 90-99 points	0-0			
When NIU scores 80-89 points	0-0			
When NIU scores 70-79 points	2-1	1-0	2-1	1-0
When NIU scores 60-69 points	2-4	2-3	2-4	2-3
When NIU scores 50-59 points	1-12	0-6	1-12	0-6
When NIU scores 40-49 points	0-7	0-4	0-7	0-4
When NIU scores 30-39 points	0-1		0-1	
RECORD BY SCORING DEFENSE				
	2011-12 Overall	2011-12 MAC	Monty Overall	Monty MAC
When opponent scores 100+ points	0-0			
When opponent scores 90-99 points	0-2	0-1	0-2	0-1
When opponent scores 80-89 points	0-1		0-1	
When opponent scores 70-79 points	0-10	0-7	0-10	0-7
When opponent scores 60-69 points	2-7	2-3	2-7	2-3
When opponent scores 50-59 points	2-3	1-0	2-3	1-0
When opponent scores 40-49 points	1-2	0-2	1-2	0-2
MARGIN OF VICTORY				
	2011-12 Overall	2011-12 MAC	Monty Overall	Monty MAC
Game decided by 1-5 points	3-4	2-1	3-4	2-1
Game decided by 6-10 points	1-6	1-5	1-6	1-5
Game decided by 11-20 points	0-8	0-2	0-8	0-2
Game decided by 21+ points	1-7	0-5	1-7	0-5
OVERTIME RECORD				
	2011-12 Overall	2011-12 MAC	Monty Overall	Monty MAC
Overtime	0-0			
Double Overtime	0-0			
RECORD BY MONTH				
	2011-12 Overall	2011-12 MAC	Monty Overall	Monty MAC
November	0-6		0-6	
December	0-5		0-5	
January	2-6	1-6	2-6	1-6
February	2-7	2-6	2-7	2-6
March	1-1	0-1	1-1	0-1

INSIDE THE NUMBERS		
FIELD GOAL PERCENTAGE		
	2011-12	Monty
When NIU leads in FG%, NIU is	4-3	4-3
When opponent leads in FG%, NIU is	1-22	1-22
When game ends tied in FG%, NIU is	0-0	
3-POINT FIELD GOAL PERCENTAGE		
	2011-12	Monty
When NIU leads in 3FG%, NIU is	5-5	5-5
When opponent leads in 3FG%, NIU is	0-19	0-19
When game ends tied in 3FG%, NIU is	0-1	0-1
FREE THROW SHOOTING		
	2011-12	Monty
When NIU attempts more FT, NIU is	2-5	2-5
When opponent attempts more FT, NIU is	3-19	3-19
When game ends tied in FT attempts, NIU is	0-1	0-1
FREE THROW PERCENTAGE		
	2011-12	Monty
When NIU leads in FT%, NIU is	0-10	0-10
When opponent leads in FT%, NIU is	5-15	5-15
When game ends tied in FT%, NIU is	0-0	
REBOUNDING		
	2011-12	Monty
When NIU leads in rebounds, NIU is	4-14	4-14
When opponent leads in rebounds, NIU is	1-11	1-11
When game ends tied in rebounds, NIU is	0-0	
ASSISTS		
	2011-12	Monty
When NIU leads in assists, NIU is	4-5	4-5
When opponent leads in assists, NIU is	1-19	1-19
When game ends tied in assists, NIU is	0-1	0-1
BLOCKS		
	2011-12	Monty
When NIU leads in blocks, NIU is	3-7	3-7
When opponent leads in blocks, NIU is	1-14	1-14
When game ends tied in blocks, NIU is	1-4	1-4
STEALS		
	2011-12	Monty
When NIU leads in steals, NIU is	0-7	0-7
When opponent leads in steals, NIU is	5-17	5-17
When game ends tied in steals, NIU is	0-1	0-1
TURNOVERS		
	2011-12	Monty
When NIU has more turnovers, NIU is	4-17	4-17
When opponent has more turnovers, NIU is	1-8	1-8
When game ends tied in turnovers, NIU is	0-0	
FOULS		
	2011-12	Monty
When NIU has more fouls, NIU is	3-20	3-20
When opponent has more fouls, NIU is	2-5	2-5
When game ends tied in fouls, NIU is	0-0	

INSIDE THE NUMBERS

TIME ON THE COURT				
PLAYER	CAREER GAMES	CAREER STARTS	CONSEC GAMES	CONSEC STARTS
Tyler Storm (Sr.)	105	10	13	0
Tony Nixon (Jr.)	82	10	27	2
Antone Christian (R-So.)	55	16	44	0
Aksel Bolin (So.)	52	28	36	23
Abdel Nader (Fr.)	30	28	30	21
Kevin Gray (Fr.)	30	22	30	1
Keith Gray (Fr.)	30	12	30	0
Marquavese Ford (Fr.)	30	11	30	3
Stian Berg (Fr.)	29	13	23	0
DeMarcus Grady (RS Sr.)	27	2	0	0
Jeremiah Jackson (Fr.)	24	0	0	0
Zach Miller (Fr.)	18	6	0	0
Brandon Hayes (Jr.)	0	0	0	0

LED NIU IN ... SCORING						
	2007-08	2008-09	2009-10	2010-11	2011-12	CAREER
Abdel Nader (Fr.)	--	--	--	--	15	15
Tony Nixon (So.)	--	--	2	0	4	6
Antone Christian (R-Fr.)	--	--	--	1	3	4
Keith Gray (Fr.)	--	--	--	--	4	4
Stian Berg (Fr.)	--	--	--	--	2	2
Tyler Storm (Jr.)	--	1	0	0	1	2
Aksel Bolin (Fr.)	--	--	--	0	1	1

LED NIU IN ... REBOUNDING						
	2007-08	2008-09	2009-10	2010-11	2011-12	CAREER
Aksel Bolin (So.)	--	--	--	0	13	13
Antone Christian (R-Fr.)	--	--	--	3	4	7
Abdel Nader (Fr.)	--	--	--	--	7	7
Kevin Gray (Fr.)	--	--	--	--	6	6
Tony Nixon (So.)	--	--	1	2	3	6
Keith Gray (Fr.)	--	--	--	--	3	3
Tyler Storm (Sr.)	--	0	0	0	1	1

LED NIU IN ... ASSISTS						
	2007-08	2008-09	2009-10	2010-11	2011-12	CAREER
Marquavese Ford (Fr.)	--	--	--	--	11	11
Zach Miller (Fr.)	--	--	--	--	8	8
Tyler Storm (Jr.)	--	3	0	3	2	8
Stian Berg (Fr.)	--	--	--	--	8	8
Antone Christian (R-Fr.)	--	--	--	2	4	6
Aksel Bolin (So.)	--	--	--	0	6	6
Abdel Nader (Fr.)	--	--	--	--	5	5
Tony Nixon (Jr.)	--	--	0	0	3	3
Kevin Gray (Fr.)	--	--	--	--	2	2
Tim Toler (Jr.)	--	--	--	1		1

LED NIU IN ... BLOCKS						
	2007-08	2008-09	2009-10	2010-11	2011-12	CAREER
Abdel Nader (Fr.)	--	--	--	--	12	12
Antone Christian (R-Fr.)	--	--	--	4	3	7
Keith Gray (Fr.)	--	--	--	--	5	5
Tyler Storm (Sr.)	--	0	0	0	5	5
Aksel Bolin (Fr.)	--	--	--	2	3	5
Kevin Gray (Fr.)	--	--	--	--	5	5
Tony Nixon (So.)	--	--	0	2	2	4
Marquavese Ford (Fr.)	--	--	--	--	4	4
Jeremiah Jackson (Fr.)	--	--	--	--	2	2

LED NIU IN ... STEALS						
	2007-08	2008-09	2009-10	2010-11	2011-12	CAREER
Antone Christian (R-Fr.)	--	--	--	6	7	13
Abdel Nader (Fr.)	--	--	--	--	10	10
Marquavese Ford (Fr.)	--	--	--	--	10	10
Aksel Bolin (Fr.)	--	--	--	1	8	9
Stian Berg (Fr.)	--	--	--	--	7	7
Tony Nixon (So.)	--	--	1	2	4	7
Tyler Storm (Jr.)	--	0	2	0	3	5
Zach Miller (Fr.)	--	--	--	--	4	4
Kevin Gray (Fr.)	--	--	--	--	5	5
Keith Gray (Fr.)	--	--	--	--	4	4
DeMarcus Grady (Sr.)	--	--	--	0	1	1
Jeremiah Jackson (Fr.)	--	--	--	--	1	1

INSIDE THE NUMBERS						
DOUBLE-DIGIT SCORING						
	07-08	08-09	09-10	10-11	11-12	CAREER
Abdel Nader (Fr.)	--	--	--	--	17	17
Tony Nixon (So.)	--	--	3	4	5	12
Antone Christian (R-Fr.)	--	--	--	6	3	9
Aksel Bolin (Fr.)	--	--	--	2	5	7
Tyler Storm (Jr.)	--	2	0	1	2	5
Keith Gray (Fr.)	--	--	--	--	3	3
Marquavese Ford (Fr.)	--	--	--	--	2	2
Stian Berg (Fr.)	--	--	--	--	2	2
Kevin Gray (Fr.)	--	--	--	--	1	1
20+ POINT GAMES						
	07-08	08-09	09-10	10-11	11-12	CAREER
Abdel Nader (Fr.)	--	--	--	--	3	3
30+ POINT GAMES						
	07-08	08-09	09-10	10-11	11-12	CAREER
none						
7+ REBOUND GAMES						
	07-08	08-09	09-10	10-11	11-12	CAREER
Aksel Bolin (Fr.)	--	--	--	1	7	8
Abdel Nader (Fr.)	--	--	--	--	4	4
Antone Christian (R-Fr.)	--	--	--	2	1	3
Kevin Gray (Fr.)	--	--	--	--	2	2
Keith Gray (Fr.)	--	--	--	--	2	2
Tony Nixon (So.)	--	--	0	1		1
Tyler Storm (Jr.)	--	0	0	1		1
10+ REBOUND GAMES						
	07-08	08-09	09-10	10-11	11-12	CAREER
Aksel Bolin (So.)	--	--	--	0	1	1
Abdel Nader (Fr.)	--	--	--	--	1	1
5+ ASSIST GAMES						
	07-08	08-09	09-10	10-11	11-12	CAREER
Marquavese Ford (Fr.)	--	--	--	--	2	2
Antone Christian (R-Fr.)	--	--	--	1		1
Zach Miller (Fr.)	--	--	--	--	1	1
10+ ASSIST GAMES						
	07-08	08-09	09-10	10-11	11-12	CAREER
none						
3+ STEAL GAMES						
	07-08	08-09	09-10	10-11	11-12	CAREER
Abdel Nader (Fr.)	--	--	--	--	4	4
Tony Nixon (So.)	--	--	1	0	1	2
Aksel Bolin (Fr.)	--	--	--	1	1	2
Zach Miller (Fr.)	--	--	--	--	1	1
Marquavese Ford (Fr.)	--	--	--	--	1	1
Stian Berg (Fr.)	--	--	--	--	1	1
5+ STEAL GAMES						
	07-08	08-09	09-10	10-11	11-12	CAREER
none						
3+ BLOCK GAMES						
	07-08	08-09	09-10	10-11	11-12	CAREER
Abdel Nader (Fr.)	--	--	--	--	1	1
5+ BLOCK GAMES						
	07-08	08-09	09-10	10-11	11-12	CAREER
none						

HUSKIE STARTING LINE-UPS

Date	Opponent	W/L	Score	Starter	Total	Starter	Total	Starter	Total	Starter	Total	Starter	Total
N11	at Purdue	L	96-34	Christian	0	Toler	11	Ford	0	Nader	9	Bolin	6
N14	UW-MILWAUKEE	L	59-57	Christian	4	Toler	11	Ford	2	Nader	6	Bolin	9
N17	at Iowa	L	88-55	Christian	5	Toler	10	Ford	4	Nader	18	Bolin	7
N20	EASTERN ILLINOIS	L	67-55	Christian	8	Keith Gray	4	Ford	9	Nader	11	Bolin	0
N26	at Boise State	L	71-57	Christian	6	Keith Gray	6	Ford	0	Nader	16	Bolin	0
N28	at Utah Valley	L	58-47	Christian	4	Keith Gray	4	Ford	2	Nader	8	Toler	7
D3	NEBRASKA OMAHA	L	77-72	Christian	7	Keith Gray	4	Ford	16	Nader	3	Toler	25
D10	at UIC	L	62-55	Christian	11	Bolin	1	Ford	9	Kevin Gray	4	Toler	6
D14	DEPAUL	L	75-52	Christian	5	Bolin	3	Miller	2	Kevin Gray	3	Toler	18
D17	SOUTHERN ILLINOIS	L	62-49	Nader	14	Bolin	9	Miller	0	Kevin Gray	0	Toler	12
D20	VALPARAISO	L	59-48	Nader	12	Bolin	6	Miller	5	Kevin Gray	4	Toler	5
J2	ROOSEVELT UNIVERSITY	W	72-46	Nader	11	Bolin	5	Miller	0	Kevin Gray	7	Toler	12
J7	EASTERN MICHIGAN*	L	47-40	Nader	3	Bolin	2	Miller	9	Kevin Gray	0	Toler	11
J11	at Western Michigan*	L	77-68	Nader	14	Bolin	4	Miller	2	Kevin Gray	4	Toler	15
J14	CENTRAL MICHIGAN*	W	74-66	Nader	22	Bolin	13	Berg	12	Kevin Gray	0	Toler	8
J18	at Toledo*	L	71-41	Nader	5	Bolin	4	Berg	8	Kevin Gray	3	Toler	6
J21	BALL STATE*	L	75-65	Nader	26	Bolin	8	Berg	3	Kevin Gray	7	Christian	2
J25	at Kent State*	L	90-56	Nader	0	Bolin	0	Berg	9	Kevin Gray	2	Christian	0
J28	BUFFALO*	L	74-59	Nader	11	Bolin	8	Berg	3	Kevin Gray	1	Keith Gray	4
F1	OHIO*	L	67-58	Nader	12	Bolin	7	Berg	3	Kevin Gray	0	Keith Gray	5
F4	at Bowling Green*	L	65-40	Nader	8	Bolin	9	Berg	9	Kevin Gray	2	Keith Gray	3
F8	MIAMI*	W	62-59	Nader	2	Bolin	12	Berg	11	Kevin Gray	0	Keith Gray	2
F11	at Akron*	L	75-51	Nader	13	Bolin	5	Berg	0	Kevin Gray	6	Keith Gray	13
F15	WESTERN MICHIGAN*	L	78-53	Nader	6	Bolin	1	Berg	3	Kevin Gray	6	Keith Gray	9
F18	at SIU Edwardsville	L	64-62	Nader	12	Bolin	8	Berg	6	Kevin Gray	2	Keith Gray	5
F22	at Eastern Michigan*	L	48-45	Nader	10	Bolin	8	Berg	0	Kevin Gray	2	Nixon	10
F26	at Central Michigan*	L	74-64	Nader	24	Bolin	10	Berg	2	Kevin Gray	13	Nixon	5
F29	TOLEDO*	W	65-61	Nader	12	Bolin	10	Ford	1	Kevin Gray	2	Storm	8
M3	at Ball State*	L	62-51	Nader	16	Bolin	6	Ford	4	Nixon	6	Keith Gray	5
M5	at Eastern Michigan	W	55-52	Nader	2	Bolin	13	Ford	6	Nixon	14	Kevin Gray	2

STARTERS VS. BENCH

Date	Opponent	W/L	Score	Starter Points			Bench Points		
				NIU	Opt.	Diff.	NIU	Opt.	Diff.
N11	at Purdue	L	96-34	26	53	-27	8	43	-35
N14	UW-MILWAUKEE	L	59-57	32	55	-23	25	4	21
N17	at Iowa	L	88-55	44	45	-1	11	43	-32
N20	EASTERN ILLINOIS	L	67-55	32	50	-18	23	17	6
N26	at Boise State	L	71-57	28	44	-16	29	27	2
N28	at Utah Valley	L	58-47	25	38	-13	22	20	2
D3	NEBRASKA OMAHA	L	77-72	55	67	-12	17	10	7
D10	at UIC	L	62-55	31	48	-17	24	14	10
D14	DEPAUL	L	75-52	31	56	-25	21	19	2
D17	SOUTHERN ILLINOIS	L	62-49	35	17	18	14	45	-31
D20	VALPARAISO	L	59-48	32	54	-22	16	5	9
J2	ROOSEVELT UNIVERSITY	W	72-46	35	31	4	37	15	22
J7	EASTERN MICHIGAN*	L	47-40	25	35	-10	15	12	3
J11	at Western Michigan*	L	77-68	39	53	-14	29	24	5
J14	CENTRAL MICHIGAN*	W	74-66	55	60	-5	19	6	13
J18	at Toledo*	L	71-41	26	47	-21	15	24	-9
J21	BALL STATE*	L	75-65	46	58	-12	19	17	2
J25	at Kent State*	L	90-56	11	53	-42	45	37	8
J28	BUFFALO*	L	74-59	27	48	-21	32	26	6
F1	OHIO*	L	67-58	27	40	-13	31	27	4
F4	at Bowling Green*	L	65-40	31	46	-15	9	19	-10
F8	MIAMI*	W	62-59	27	48	-21	35	11	24
F11	at Akron*	L	75-51	37	43	-6	14	32	-18
F15	WESTERN MICHIGAN*	L	78-53	25	57	-32	28	21	7
F18	at SIU Edwardsville	L	64-62	33	50	-17	29	14	15
F22	at Eastern Michigan*	L	48-45	30	41	-11	15	7	8
F26	at Central Michigan*	L	74-64	54	59	-5	10	15	5
F29	TOLEDO*	W	65-61	33	44	-11	32	17	15
M3	at Ball State*	L	62-51	37	18	19	14	44	-30
M5	at Eastern Michigan	W	55-52	37	43	-6	18	9	9
TOTALS				1006	1354	-348	656	624	32
AVERAGES				33.5	45.1	-11.6	21.9	20.8	1.1

MID-MAJOR TOP 25 (MARCH 5)

No.	School	Record	Pts.	Prev.
1.	Murray State (30)	30-1	772	1
2.	Creighton (1)	28-5	742	3
3.	Wichita State	27-5	706	2
4.	Gonzaga	25-5	683	4
5.	Saint Mary's	26-5	652	6
6.	Drexel	27-5	607	7
7.	VCU	27-6	576	12
8.	Long Beach State	22-8	562	5
9.	Oral Roberts	27-5	530	11
10.	Harvard	26-4	502	10
11.	Middle Tennessee	25-6	449	8
12.	Iona	25-7	426	9
13.	Belmont	27-7	411	15
14.	Montana	23-6	324	18
15.	Weber State	23-5	315	13
16.	Davidson	24-7	300	17
17.	BYU	25-8	295	14
18.	George Mason	24-9	234	16
19.	Valparaiso	22-10	204	20
20.	South Dakota State	25-7	124	21
21.	UT-Arlington	23-7	122	19
22.	Long Island	24-8	102	24
23.	Loyola MD	23-8	77	NR
24.	Ohio	24-7	73	22
25.	Akron	21-10	60	23

OTHERS RECEIVING VOTES: Denver 46, Penn 44, Wagner 43, Illinois State 31, Buffalo 8, Cleveland State 5, Detroit 5, Robert Morris 5, Tennessee State 5, UNC-Ashville 5, Bucknell 4, Butler 4, Cal State Fullerton 4, Savannah State 4, Stony Brook 4, Loyola Marymount 3, Northern Iowa 3, USC Upstate 2, Fairfield 1, Lamar 1, Lehigh 1, Vermont 1.

GAME-BY-GAME PLAYER STATISTICS (PTS-REB-AST)

		2 • GRADY	3 • CHRISTIAN	4 • HAYES	5 • TOLER	11 • MILLER	13 • GRAY, KEVIN	15 • FORD	20 • BERG
N11	at Purdue	FB	0-3-2	DNP	11-4-0	3-1-0	3-7-0	0-2-4	0-0-0
N14	UW-MILWAUKEE	FB	4-6-2	DNP	11-5-0	9-3-0	4-2-0	2-1-0	2-2-0
N17	at Iowa	FB	5-4-1	DNP	10-9-1	0-1-3	1-4-0	4-3-4	0-0-0
N20	EASTERN ILLINOIS	FB	8-6-2	DNP	9-5-0	0-1-4	2-1-1	9-3-4	0-1-1
N26	at Boise State	FB	6-5-1	DNP	7-4-1	3-1-2	2-4-0	0-4-3	3-0-1
N28	at Utah Valley	FB	4-7-2	DNP	7-3-0	3-1-3	0-4-0	2-0-1	0-0-0
D3	NEBRASKA OMAHA	FB	7-4-2	DNP	25-8-0	0-1-2	0-1-0	16-1-3	DNP
D10	at UIC	FB	11-2-1	DNP	6-3-0	8-1-4	4-4-1	9-2-4	0-0-0
D14	DEPAUL	FB	5-3-0	DNP	18-13-0	2-3-2	3-3-0	2-1-1	3-0-0
D17	SOUTHERN ILLINOIS	FB	7-3-3	DNP	12-5-0	0-1-1	0-4-0	0-0-0	2-0-0
D20	VALPARAISO	FB	0-0-0	DNP	5-1-0	5-1-6	4-4-0	0-0-0	3-0-0
J2	ROOSEVELT UNIVERSITY	FB	14-4-0	DNP	12-5-1	0-1-0	7-9-1	10-3-3	3-2-3
J7	EASTERN MICHIGAN*	FB	0-6-1	DNP	11-4-1	9-3-4	0-2-0	5-2-1	0-0-2
J11	at Western Michigan*	FB	7-2-1	DNP	15-3-0	2-2-2	4-4-1	4-3-2	6-2-2
J14	CENTRAL MICHIGAN*	DNP	4-3-2	DNP	8-5-0	DNP	0-4-1	8-0-1	12-2-2
J18	at Toledo*	0-0-0	0-1-1	DNP	6-4-1	DNP	3-6-1	3-0-0	8-1-0
J21	BALL STATE*	0-0-0	2-1-1	DNP	DND	3-2-0	7-5-0	4-1-2	3-0-3
J25	at Kent State*	3-2-0	0-2-0	DNP	DND	2-1-2	2-4-0	8-2-1	9-0-0
J28	BUFFALO*	6-2-1	6-2-0	DNP	DND	DNP	5-4-1	5-2-0	3-2-1
F1	OHIO*	4-2-1	4-2-0	DNP	DND	DNP	0-3-1	4-1-1	3-2-3
F4	at Bowling Green*	0-1-0	3-4-2	DNP	DND	DNP	2-2-0	4-0-0	9-0-0
F8	MIAMI*	0-0-0	6-4-0	DNP	DND	DNP	0-1-0	4-2-0	11-1-2
F11	at Akron*	1-1-0	7-1-0	DNP	DND	DNP	6-6-1	2-0-0	0-2-1
F15	WESTERN MICHIGAN*	0-0-0	3-1-1	DNP	DND	DNP	6-5-0	2-1-2	3-2-3
F18	at SIU Edwardsville	DNP	0-3-0	DNP	DND	DNP	2-2-1	9-4-2	6-1-1
F22	at Eastern Michigan*	DNP	8-4-1	DNP	DND	DNP	2-6-0	4-3-5	0-1-1
F26	at Central Michigan*	0-0-0	7-2-1	DNP	DND	DNP	13-4-0	1-0-0	2-1-2
F29	TOLEDO*	0-0-0	6-3-0	DNP	DND	0-0-0	2-1-1	1-3-3	9-2-1
M3	at Ball State*	2-0-0	3-2-1	DNP	DND	0-0-1	4-3-0	4-3-3	3-1-3
M5	at Eastern Michigan	DNP	3-1-0	DNP	DND	DNP	2-3-0	6-2-7	8-1-4

		21 • GRAY, KEITH	23 • NADER	25 • NIXON	32 • BOLIN	35 • BARNETTE	43 • JACKSON	44 • STORM
N11	at Purdue	1-5-0	9-4-1	DNP	2-3-0	0-0-0	0-0-0	5-4-0
N14	UW-MILWAUKEE	4-2-0	6-6-1	DNP	9-9-4	0-2-0	DNP	6-2-0
N17	at Iowa	4-2-0	18-2-1	DNP	7-3-1	2-2-0	1-2-0	3-1-0
N20	EASTERN ILLINOIS	4-3-0	11-2-0	0-0-0	0-6-1	0-0-0	2-1-0	10-3-0
N26	at Boise State	6-2-0	16-4-2	11-3-0	0-1-0	0-1-0	0-0-1	3-1-0
N28	at Utah Valley	4-5-1	8-6-0	5-2-0	5-3-1	DNP	4-1-0	5-2-1
D3	NEBRASKA OMAHA	4-4-1	3-3-1	5-0-2	8-7-1	DNP	0-1-0	4-5-1
D10	at UIC	11-3-0	0-0-0	3-2-1	1-8-0	DNP	0-0-0	2-2-1
D14	DEPAUL	1-3-1	8-1-1	5-5-0	3-4-1	DNP	2-1-0	0-2-0
D17	SOUTHERN ILLINOIS	3-1-0	14-4-1	0-2-0	9-12-1	DNP	0-0-0	2-1-0
D20	VALPARAISO	9-7-0	12-2-0	0-0-0	6-6-4	DNP	4-2-0	0-3-0
J2	ROOSEVELT UNIVERSITY	6-6-1	11-4-3	2-4-1	5-1-1	DND	2-1-0	0-4-0
J7	EASTERN MICHIGAN*	3-1-0	3-1-0	7-4-2	2-4-1	DND	DNP	0-0-0
J11	at Western Michigan*	6-3-0	14-2-1	4-4-2	4-4-1	DND	DNP	2-0-0
J14	CENTRAL MICHIGAN*	5-1-0	22-5-2	2-3-1	13-8-2	DND	DNP	0-0-0
J18	at Toledo*	8-4-0	5-5-0	3-1-1	4-3-1	DND	1-1-0	0-1-0
J21	BALL STATE*	5-4-0	26-4-1	7-5-0	8-8-2	DND	0-0-0	DNP
J25	at Kent State*	15-7-0	0-4-0	5-3-0	0-2-1	DND	5-2-1	7-2-0
J28	BUFFALO*	4-4-0	11-3-0	8-5-1	8-5-1	DND	2-0-0	5-4-2
F1	OHIO*	5-5-1	12-3-1	0-2-0	7-5-1	DND	0-0-0	8-5-1
F4	at Bowling Green*	3-0-1	8-10-1	2-5-2	9-3-0	DND	0-2-0	0-2-1
F8	MIAMI*	2-0-1	2-5-0	6-5-1	12-9-4	DND	2-1-0	17-6-0
F11	at Akron*	13-4-0	13-5-1	0-1-0	5-4-1	DND	2-1-0	2-5-0
F15	WESTERN MICHIGAN*	9-4-0	6-5-2	12-0-2	1-5-0	DND	2-1-0	9-2-0
F18	at SIU Edwardsville	5-2-1	8-4-0	12-4-0	8-4-0	DND	2-0-0	6-5-4
F22	at Eastern Michigan*	3-4-1	10-7-3	10-4-0	8-4-0	DND	0-0-0	0-3-1
F26	at Central Michigan*	1-2-0	24-8-3	5-3-0	10-5-2	DND	1-0-0	0-4-0
F29	TOLEDO*	8-3-1	12-3-0	9-5-1	10-8-4	DND	DNP	8-3-1
M3	at Ball State*	5-3-0	16-6-3	6-1-0	6-3-1	DND	2-0-0	0-5-1
M5	at Eastern Michigan	1-1-0	2-5-1	14-5-2	13-5-2	DND	DNP	6-1-0

GAME-BY-GAME TEAM STATISTICS

Date	Game	W/L	Score	FG-FGA	PCT.	3F-3PA	PCT.	FT-FTA	PCT.	O-D	TOT	F/EJ	A	TO	BLK	STL	1st	2nd	ot	ot	TP
N11	NIU at Purdue	L	34 96	14-57 31-67	.246 .463	3-18 14-28	.167 .500	3-5 20-26	.600 .769	16-21 15-28	37 43	23/0 13/0	7 23	28 9	4 6	4 14	20 46	14 50	-	-	34 96
N14	NIU UW-Milwaukee	L	57 59	20-54 20-55	.370 .364	2-12 6-20	.167 .300	15-18 13-25	.833 .520	12-29 13-24	41 37	25/2 19/0	7 10	23 15	5 0	8 7	23 35	34 24	-	-	57 59
N17	NIU at Iowa	L	55 88	19-54 33-61	.352 .541	6-22 13-21	.273 .619	11-18 9-13	.611 .692	13-21 10-25	34 35	12/0 13/0	11 26	16 9	3 2	3 10	30 49	25 39	-	-	55 88
N20	NIU Eastern Illinois	L	55 67	19-54 20-53	.352 .377	6-20 6-18	.300 .333	11-13 21-27	.846 .778	14-24 9-22	38 31	21/0 14/0	13 12	18 7	3 3	2 8	31 33	24 34	-	-	55 67
N26	NIU at Boise State	L	57 71	22-49 24-55	.449 .436	10-25 11-27	.400 .407	3-5 12-21	.600 .571	6-27 9-20	33 29	21/0 11/0	11 13	21 10	2 2	4 13	17 27	40 44	-	-	57 71
N28	NIU at Utah Valley	L	47 58	20-57 20-52	.351 .385	4-19 7-17	.211 .412	3-12 11-16	.250 .688	11-25 9-32	36 41	17/0 15/0	9 10	10 11	1 5	6 4	24 27	23 31	-	-	47 58
D3	NIU Nebraska Omaha	L	72 77	26-71 27-51	.366 .529	9-24 7-23	.375 .304	11-15 16-23	.733 .696	18-22 5-29	40 34	17/0 13/0	13 12	8 9	1 3	6 4	37 38	35 39	-	-	72 77
D10	NIU at UIC	L	55 62	20-55 19-49	.364 .388	4-14 8-18	.286 .444	11-16 16-28	.688 .571	14-20 18-24	34 42	25/1 14/0	12 13	10 12	2 5	4 3	27 25	28 37	-	-	55 62
D14	NIU DePaul	L	52 75	16-55 27-57	.291 .474	7-24 7-20	.292 .350	13-20 14-17	.650 .824	20-19 12-21	39 33	16/0 18/0	6 12	18 10	1 3	4 13	25 28	27 47	-	-	52 75
D17	NIU Southern Illinois	L	49 62	14-48 19-45	.292 .422	3-18 4-19	.167 .211	18-28 20-29	.643 .690	17-21 10-21	38 31	23/0 22/0	6 7	22 17	2 5	8 11	23 31	26 31	-	-	49 62
D20	NIU Valparaiso	L	48 59	18-47 18-43	.383 .419	5-20 7-21	.250 .333	7-9 16-19	.778 .842	10-22 5-20	32 25	18/0 14/0	10 8	20 13	2 0	5 9	28 25	20 34	-	-	48 59
J2	NIU Roosevelt University	W	72 46	27-53 15-58	.509 .259	8-19 5-16	.421 .313	10-18 11-17	.556 .647	12-37 8-18	49 26	15/1 18/0	14 6	17 12	0 0	6 9	33 38	39 8	-	-	72 46
J7	NIU Eastern Michigan*	L	40 47	14-48 13-36	.292 .361	7-30 2-11	.233 .182	5-7 19-24	.714 .792	10-21 4-25	31 20	20/1 15/0	12 4	18 16	3 1	4 8	26 23	14 24	-	-	40 47
J11	NIU at Western Michigan*	L	68 77	24-56 24-49	.429 .490	7-18 9-23	.389 .391	13-16 20-21	.813 .952	12-21 5-22	33 27	19/0 16/0	12 20	7 8	2 5	7 3	30 34	38 43	-	-	68 77
J14	NIU Central Michigan*	W	74 66	22-40 20-54	.550 .370	12-19 10-25	.632 .400	18-28 16-19	.643 .842	11-28 8-14	39 22	22/1 23/0	11 8	19 10	1 1	4 10	41 27	33 39	-	-	74 66
J18	NIU at Toledo*	L	41 71	13-43 25-47	.302 .532	3-16 9-19	.188 .474	12-23 12-14	.522 .857	12-15 9-23	27 32	18/0 21/0	5 14	23 17	2 3	12 10	18 37	23 34	-	-	41 71
J21	NIU Ball State*	L	65 75	23-53 27-50	.434 .540	8-20 8-20	.400 .400	11-19 13-19	.579 .684	9-21 6-26	30 32	18/0 13/0	9 11	12 14	6 4	7 6	28 37	37 38	-	-	65 75
J25	NIU at Kent State*	L	56 90	19-54 32-56	.352 .571	2-12 11-24	.167 .458	16-22 15-21	.727 .714	17-21 8-21	38 29	17/0 19/0	5 27	22 13	2 6	8 13	24 49	32 41	-	-	56 90
J28	NIU Buffalo*	L	59 74	16-57 21-53	.281 .396	6-23 11-29	.261 .379	21-29 21-26	.724 .808	15-22 12-30	37 42	23/2 25/0	7 13	15 17	5 7	4 6	28 37	31 37	-	-	59 74
F1	NIU Ohio*	L	58 67	20-53 20-44	.377 .455	6-21 7-17	.286 .412	12-19 20-26	.632 .769	13-22 6-25	35 31	25/1 20/0	10 12	16 14	4 3	3 9	26 27	32 40	-	-	58 67
F4	NIU at Bowling Green*	L	40 65	14-48 20-41	.292 .488	4-15 4-12	.267 .333	8-15 21-34	.533 .618	13-20 9-26	33 35	27/3 13/0	7 11	16 9	0 4	3 8	16 41	24 24	-	-	40 65
F8	NIU Miami (Ohio)*	W	62 59	22-51 19-46	.431 .413	8-14 8-22	.571 .364	10-15 13-16	.667 .813	16-20 9-16	36 25	16/0 13/0	8 10	11 9	5 3	3 5	30 29	32 30	-	-	62 59
F11	NIU at Akron*	L	51 75	18-54 25-47	.333 .532	3-15 4-13	.200 .308	12-17 21-29	.706 .724	18-17 6-19	35 25	21/1 18/0	4 13	19 12	2 5	4 11	24 31	27 44	-	-	51 75
F15	NIU Western Michigan*	L	53 78	21-53 27-51	.396 .529	4-16 13-22	.250 .591	7-14 11-16	.500 .688	9-17 11-28	26 39	18/0 16/0	10 14	10 13	2 1	5 6	24 34	29 44	-	-	53 78
F18	NIU at SIU Edwardsville	L	62 64	22-51 20-44	.431 .455	6-14 7-18	.429 .389	12-13 17-26	.923 .654	9-24 6-21	33 27	21/0 16/1	12 12	15 12	2 2	4 4	34 24	28 40	-	-	62 64
F22	NIU at Eastern Michigan*	L	45 48	15-50 13-41	.300 .317	4-21 5-17	.190 .294	11-15 17-24	.733 .708	17-25 8-20	42 28	19/0 15/0	12 9	17 12	0 5	5 8	22 22	23 26	-	-	45 48
F26	NIU at Central Michigan*	L	64 74	20-55 21-46	.364 .457	6-13 7-17	.462 .412	18-28 25-40	.643 .625	13-21 13-27	34 40	27/1 24/0	8 11	14 15	1 3	4 6	30 39	34 35	-	-	64 74
F29	NIU Toledo*	W	65 61	21-51 19-43	.412 .442	7-21 5-16	.333 .313	16-19 18-20	.842 .900	11-20 5-20	31 25	19/0 16/0	12 9	10 11	1 3	3 5	34 32	31 29	-	-	65 61
M3	NIU at Ball State*	L	51 62	18-45 21-53	.400 .396	10-21 9-25	.476 .360	5-6 11-15	.833 .733	9-20 16-19	29 35	24/0 11/0	13 15	15 12	1 1	4 9	32 24	19 38	-	-	51 62
M5	NIU at Eastern Michigan	W	55 52	19-39 16-47	.487 .340	9-21 6-23	.429 .261	8-13 14-20	.615 .700	3-24 9-19	27 28	17/0 13/0	16 13	16 11	3 2	7 10	18 11	37 41	-	-	55 52

TEAM AND INDIVIDUAL SUPERLATIVES

TEAM SUPERLATIVES

NIU	HIGHS	LOWS
Points	74, Central Michigan (Jan. 14)	34, at Purdue (Nov. 11)
Field Goals	27, Roosevelt (Jan. 2)	13, at Toledo (Jan. 18)
Field Goal Attempts	71, Nebraska Omaha (Dec. 3)	39, at Eastern Michigan (March 5)
Field Goal Percentage	.550, Central Michigan (Jan. 14)	.246, at Purdue (Nov. 11)
Three-Point Field Goals	12, Central Michigan (Jan. 14)	2, UW-Milwaukee (Nov. 14)
Three-Point Attempts	30, Eastern Michigan (Jan. 7)	2, at Kent State (Jan. 25)
Three-Point Percentage	.632, Central Michigan (Jan. 14)	12, UW-Milwaukee (Nov. 14)
Free Throws	21, Buffalo (Jan. 28)	12, at Kent State (Jan. 25)
Free Throw Attempts	29, Buffalo (Jan. 28)	.167, four times, last: at Kent State (Jan. 25)
Free Throw Percentage	.923, at SIU Edwardsville (Feb. 18)	3, three times, last: at Utah Valley (Nov. 28)
Rebounds	49, Roosevelt (Jan. 2)	5, at Purdue (Nov. 11)
Offensive Rebounds	20, DePaul (Dec. 14)	5, at Boise State (Nov. 26)
Defensive Rebounds	37, Roosevelt (Jan. 2)	.250, at Utah Valley (Nov. 28)
Personal Fouls	27, at Bowling Green (Feb. 4)	26, Western Michigan (Feb. 15)
Assists	16, at Eastern Michigan (March 5)	3, at Eastern Michigan (March 5)
Turnovers	28, at Purdue (Nov. 11)	15, at Toledo (Jan. 18)
Blocked Shots	6, Ball State (Jan. 21)	12, at Iowa (Nov. 17)
Steals	12, at Toledo (Jan. 18)	4, at Akron (Feb. 11)

OPPONENTS	HIGHS	LOWS
Points	96, at Purdue (Nov. 11)	46, Roosevelt (Jan. 2)
Field Goals	33, at Iowa (Nov. 17)	13, Eastern Michigan (Jan. 7)
Field Goal Attempts	67, at Purdue (Nov. 11)	13, at Eastern Michigan (Feb. 22)
Field Goal Percentage	.571, at Kent State (Jan. 25)	36, Eastern Michigan (Jan. 7)
Three-Point Field Goals	14, at Purdue (Nov. 11)	.259, Roosevelt (Jan. 2)
Three-Point Attempts	29, Buffalo (Jan. 28)	2, Eastern Michigan (Jan. 7)
Three-Point Percentage	.691, at Iowa (Nov. 17)	11, Eastern Michigan (Jan. 7)
Free Throws	25, at Central Michigan (Feb. 26)	.182, Eastern Michigan (Jan. 7)
Free Throw Attempts	40, at Central Michigan (Feb. 26)	9, at Iowa (Nov. 17)
Free Throw Percentage	.952, at Western Michigan (Jan. 11)	13, at Iowa (Nov. 17)
Rebounds	43, at Purdue (Nov. 11)	.520, UW-Milwaukee (Nov. 14)
Offensive Rebounds	18, at UIC (Dec. 10)	22, Central Michigan (Jan. 14)
Defensive Rebounds	32, at Utah Valley (Nov. 28)	4, Eastern Michigan (Jan. 7)
Personal Fouls	25, Buffalo (Jan. 28)	14, Central Michigan (Jan. 14)
Assists	27, at Kent State (Jan. 25)	11, at Boise State (Nov. 26)
Turnovers	17, Southern Illinois (Dec. 17)	11, at Ball State (March 3)
Blocked Shots	7, Buffalo (Jan. 28)	4, Eastern Michigan (Jan. 7)
Steals	14, at Purdue (Nov. 11)	7, Eastern Illinois (Nov. 20)

INDIVIDUAL SUPERLATIVES

INDIVIDUALS	NIU	OPPONENTS
Points	26, Abdel Nader, Ball State (Jan. 21)	26, Caleb Steffensmeier, Nebraska Omaha (Dec. 3)
Field Goals	10, Tim Toler, Nebraska Omaha (Dec. 3)	9, Kohn Karhoff, Nebraska Omaha (Dec. 3)
Field Goal Attempts	20, Abdel Nader, Ball State (Jan. 21)	15, Trey Zeigler, Central Michigan (Jan. 14)
Field Goal Percentage (Min. 5 Made)	.778, Tyler Storm, Miami (Feb. 8)	15, Julius Brown, Toledo (Feb. 29)
Three-Point Field Goals	5, Tim Toler, at Western Michigan (Jan. 11)	.833, Matt Gatens, at Iowa (Nov. 17)
Three-Point Attempts	5, Abdel Nader, Central Michigan (Jan. 14)	.833, Geddes Robinson, at Utah Valley (Nov. 28)
Three-Point Percentage (Min. 3 Made)	8, Tim Toler, DePaul (Dec. 14)	5, four times, last: Jesse Berry, at Ball State (March 3)
Free Throws	8, Abdel Nader, Ball State (Jan. 21)	10, Demetrius Ward, Western Michigan (Feb. 15)
Free Throw Attempts	1,000, Abdel Nader, Central Michigan (Jan. 14)	.714, Robbie Hummel, at Purdue (Nov. 11)
Free Throw Percentage (Min. 7 Made)	1,000, Stian Berg, Central Michigan (Jan. 14)	10, Jeremy Granger, Eastern Illinois (Nov. 20)
Rebounds	9, Aksel Bolin, Central Michigan (Jan. 14)	11, Jeremy Granger, Eastern Illinois (Nov. 20)
Assists	13, Aksel Bolin, Central Michigan (Jan. 14)	1.00, three times, last: Walter Offutt, Ohio (Feb. 1)
Turnovers	875, Stian Berg, at Kent State (Jan. 25)	12, three times, last: McCrea, Buffalo (Jan. 28)
Blocked Shots	13, Tim Toler, DePaul (Dec. 14)	9, Bryce Cartwright, at Iowa (Nov. 17)
Steals	7, Marquavese Ford, at Eastern Michigan (March 5)	9, Michael Porrini, at Kent State (Jan. 25)
		8, Rian Pearson, at Toledo (Jan. 18)
		4, Mitchell Watt, Buffalo (Jan. 28)
		4, Zeke Marshall, at Akron (Feb. 11)
		5, four times, last: Antonio Green, at Eastern Michigan (March 5)

THE LAST TIME...

END OF GAME SITUATIONS

NIU won in the final seconds	March 4, 2010, Toledo: Xavier Silas tip-in, 1.3 seconds
NIU lost in the final seconds	Feb. 18, 2012, at SIU Edwardsville: Mark Yelovich baseline 14-footer, 0.0 seconds
NIU played in overtime	Feb. 26, 2011, at Toledo: NIU won 75-70
NIU won an overtime game	Feb. 26, 2011, at Toledo: NIU won 75-70
NIU lost an overtime game	Feb. 2, 2011, Bowling Green: Bowling Green won 73-70

TEAM SCORING

NIU scored 80 or more points	Jan. 26, 2011, Akron: NIU won 83-74
NIU scored 90 or more points	Jan. 6, 2010, at Chicago State: NIU won 99-93
NIU scored 100 or more points	Nov. 19, 2005, Aurora: NIU won 102-61
NIU scored fewer than 50 points	Feb. 22, 2012, at Eastern Michigan: NIU lost 48-45
An opponent scored 100 point or more points	Dec. 8, 2007, at Notre Dame: Notre Dame won 108-62
An opponent scored fewer than 50 points	Feb. 22, 2012, at Eastern Michigan: NIU lost 48-45

INDIVIDUAL SCORING

A player had 20 or more points	Feb. 26, 2012, at Central Michigan: Abdel Nader (24)
A player had 30 or more points	Feb. 12, 2011, Kent State: Xavier Silas (34)
A player had 40 or more points	Dec. 14, 2010, Illinois-Chicago: Xavier Silas (40)
A player had 50 or more points	Feb. 15, 1958, at Eastern Michigan: Larry Wilke (52)
An opponent had 20 or more points	Feb. 22, 2012, at Eastern Michigan: Darrell Lampley (21)
An opponent had 30 or more points	Feb. 5, 2011, at Ohio: Ivo Baltic (31)

MULTIPLE DOUBLE-DIGIT SCORING

NIU had three double-digit scorers	Feb. 26, 2012, at Central Michigan: A. Nader (24), Kevin Gray (13), A. Bolin (10)
NIU had four double-digit scorers	Jan. 2, 2012, Roosevelt: A. Christian (14), T. Toler (12), A. Nader (11), M. Ford (10)
NIU had five double-digit scorers	Feb. 12, 2008, at Akron: D. Anderson (24), M. Patton (22), B. Rand (11), S. Logan (10), J. Nichols (10)
NIU had two players with 20 or more points	Jan. 16, 2010: Eastern Michigan: X. Silas (25), D. Anderson (22)

REBOUNDING

A player had 10 or more rebounds	Feb. 4, 2012, at Bowling Green: Abdel Nader (10)
A player had 15 or more rebounds	March 4, 2006, at Western Michigan: Todd Peterson (15)
A player had 20 or more rebounds	Nov. 27, 2002, Loyola-Chicago: Marcus Smallwood (21)
NIU had more than 30 rebounds	Feb. 29, 2012, Toledo: NIU (31)
NIU had more than 40 rebounds	Feb. 22, 2012, at Eastern Michigan: NIU (42)
NIU had more than 50 rebounds	Jan. 3, 2011, at Iowa State: NIU (51)
NIU had fewer than 25 rebounds	Nov. 24, 2007, Stephen F. Austin: NIU (22)

DOUBLE-DOUBLES/TRIPLE-DOUBLES

A player had a double-double (points-rebounds)	Dec. 14, 2011, DePaul: Tim Toler (18 points, 13 rebounds)
A player had a double-double (points-assists)	Jan. 13, 2010, Western Michigan: Mike DiNunno (21 points, 10 assists)
A player had a triple-double	Nov. 30, 1991, Aurora: Mike Hidden (18 points, 13 rebounds, 10 assists)

ASSISTS

A player had five or more assists	March 5, 2012, at Eastern Michigan: Marquavese Ford (7)
A player had 10 or more assists	Jan. 13, 2010, Western Michigan: Mike DiNunno (10)
NIU had more than 10 assists	March 5, 2012, at Eastern Michigan: NIU (16)
NIU had more than 20 assists	Nov. 24, 2010, at Maryland-Eastern Shore: NIU (22)
NIU had fewer than 10 assists	Feb. 26, 2012, at Central Michigan: NIU (8)

BLOCKS

A player had five or more blocks	Feb. 27, 2010, at Eastern Michigan: Michael Fakuade (5)
A player had 10 or more blocks	yet to happen
NIU had more than five blocks	Jan. 21, 2012, Ball State: NIU (6)
NIU had fewer than five blocks	March 5, 2012, at Eastern Michigan: NIU (3)

STEALS

A player had five or more steals	Feb. 24, 2010, Central Michigan: Darion Anderson (5)
A player had 10 or more steals	yet to happen
NIU had more than five steals	March 5, 2012, at Eastern Michigan: NIU (7)
NIU had more than 10 steals	Jan. 18, 2012, at Toledo: NIU (12)
NIU had fewer than five steals	March 3, 2012, at Ball State: NIU (4)

FIELD GOALS MADE

NIU had more than 20 field goals made	Feb. 29, 2012, Toledo: NIU (21)
NIU had more than 30 field goals made	Jan. 22, 2011, at Western Michigan: NIU (31)
NIU had fewer than 20 field goals made	March 5, 2012, at Eastern Michigan: NIU (19)

THE LAST TIME...

FIELD GOAL ATTEMPTS

NIU had more than 50 field goal attempts	Feb. 29, 2012, Toledo: NIU (51)
NIU had more than 60 field goal attempts	Dec. 3, 2011, Nebraska Omaha: NIU (71)
NIU had more than 70 field goal attempts	Dec. 3, 2011, Nebraska Omaha: NIU (71)
NIU had fewer than 40 field goal attempts	March 5, 2012, at Eastern Michigan: NIU (39)

FIELD GOAL PERCENTAGE

NIU shot over 50 percent from the field	Jan. 14, 2012, Central Michigan: NIU 55.0 percent (22-of-40)
NIU shot over 60 percent from the field	Jan. 11, 2011, at Eastern Michigan: NIU 61.0 percent (25-of-41)
NIU shot less than 40 percent from the field	Feb. 26, 2012, at Central Michigan: NIU 36.4 percent (20-of-55)

3-POINT FIELD GOALS

NIU had more than 10 three-point field goals	Jan. 14, 2012, Central Michigan: NIU (12)
NIU had more than 15 three-point field goals	yet to happen
NIU had fewer than 10 three-point field goals	March 5, 2012, at Eastern Michigan: NIU (9)
NIU did not make a three-point field goal	March 2, 2011, Eastern Michigan: NIU (0)

3-POINT FIELD GOAL ATTEMPTS

NIU had more than 20 three-point field goal attempts	March 5, 2012, at Eastern Michigan: NIU (21)
NIU had more than 30 three-point field goal attempts	Feb. 20, 2010, at Eastern Illinois: NIU (35)
NIU had fewer than 10 three-point field goals attempts	March 2, 2011, Eastern Michigan: NIU (7)

3-POINT FIELD GOAL PERCENTAGE

NIU shot over 40 percent on three-pointers	March 5, 2012, at Eastern Michigan: NIU 42.9 percent (9-of-21)
NIU shot over 50 percent on three-pointers	Feb. 8, 2012, Miami: NIU 57.1 percent (8-of-14)
NIU shot less than 30 percent on three-pointers	Feb. 22, 2012, at Eastern Michigan: 19.0 percent (4-of-21)

FREE THROWS MADE

NIU had more than 20 free throws made	Jan. 28, 2012, Buffalo: NIU (21)
NIU had more than 30 free throws made	Dec. 14, 2010, Illinois-Chicago: NIU (39)
NIU had fewer than 10 free throws made	March 5, 2012, at Eastern Michigan: NIU (8)

FREE THROW ATTEMPTS

NIU had more than 20 free throw attempts	Feb. 26, 2012, at Central Michigan: NIU (28)
NIU had more than 30 free throw attempts	March 2, 2011, Eastern Michigan: NIU (33)
NIU had more than 40 free throw attempts	Dec. 14, 2010, Illinois-Chicago: NIU (51)
NIU had fewer than 10 free throw attempts	March 3, 2012, at Ball State: NIU (6)

FREE THROW PERCENTAGE

NIU shot over 70 percent on free throws	Feb. 29, 2012, Toledo: NIU 84.2 percent (16-of-19)
NIU shot over 80 percent on free throws	Feb. 29, 2012, Toledo: NIU 84.2 percent (16-of-19)
NIU shot over 90 percent on free throws	Feb. 18, 2012, at SIU Edwardsville: NIU 92.3 percent (12-of-13)
NIU shot less than 50 percent on free throws	Nov. 28, 2011, at Utah Valley: NIU 25.0 percent (3-of-12)

FOULS

NIU had more than 10 fouls	March 5, 2012, at Eastern Michigan: NIU (17)
NIU had more than 20 fouls	March 3, 2012, at Ball State: NIU (24)
NIU had fewer than 10 fouls	March 8, 2011, at Bowling Green: NIU (9)

TURNOVERS

NIU had more than 10 turnovers	March 5, 2012, at Eastern Michigan: NIU (16)
NIU had more than 20 turnovers	Jan. 25, 2012, at Kent State: NIU (22)
NIU had fewer than 10 turnovers	Jan. 11, 2012, at Western Michigan: NIU (7)

IN THE AP RANKINGS

NIU was ranked	Jan. 25, 1972 poll: NIU No. 19
NIU defeated a ranked opponent	Feb. 3, 1973, vs. No. 19 Oral Roberts: NIU won 95-86 at Chicago Stadium
NIU lost to a ranked opponent	Dec. 27, 2010, at No. 10 Missouri: Missouri won 97-61
NIU defeated a ranked opponent at home	Jan. 4, 1972, No. 5 Indiana: NIU won 85-71
NIU defeated a ranked opponent on the road	yet to happen
NIU faced a No. 1 ranked team	Dec. 8, 1980, at No. 1 DePaul: DePaul won 93-56
NIU defeated a No. 1 ranked team	yet to happen



Mark Montgomery

Head Coach » Michigan State, 2003 First Season Overall » First at NIU

On March 24, 2011, Mark Montgomery was introduced as the 27th head coach in the history of the Northern Illinois University men's basketball program. Montgomery comes to NIU following 10 seasons at his alma mater, Michigan State University, six as an assistant coach and the last four as associate head coach.

Montgomery made 10 straight trips to the NCAA Tournament and three Final Four appearances with the Spartans since joining Tom Izzo's staff in 2001. He helped coach 26 All-Big Ten players at Michigan State and six players that went on to be selected in the National Basketball Association Draft, while on the bench for 235 MSU wins - an average of 23.5 victories per season.

In May of 2007, Montgomery was elevated to associate head coach by Michigan State head coach Tom Izzo.

During his 10-year coaching tenure with the Spartans, Montgomery mentored four players (Chris Hill, Kalin Lucas, Drew Neitzel and Travis Walton) that currently rank among the top-10 in career assists at Michigan State. In addition, Montgomery helped eight Spartan perimeter players reach the 1,000-point plateau in his time on the Michigan State staff and helped Lucas earn Big Ten Player of the Year honors in 2009 and Walton earn Big Ten Defensive Player of the Year recognition that same season.

Montgomery began his coaching career as an assistant coach at Central Michigan where he became a member of Jay Smith's first coaching staff in 1997-98. Following a 6-23 season in 1999-2000, the Chippewas made a worst-to-first turnaround the following season as they finished the 2000-01 campaign with a 20-8 record, winning the MAC with a conference mark of 14-4.

An outstanding player during his collegiate career, Montgomery was a four-year letterwinner at Michigan State from 1988-92. A 1992 All-Big Ten Third Team selection, Montgomery ended his career as the then-career leader in games played at MSU (126). A four-year starter for the Spartans, he was part of the 1990 Big Ten Championship team, three NCAA Tournament teams and an NIT Final Four. Montgomery ranks fourth on the career assists chart (561) after leading the team in assists as a junior (169) and senior (190).

He also ranks third on the MSU career steals list (168).

Montgomery averaged 5.3 points and 4.5 assists in his four years as a Spartan. In 1991-92, he averaged 7.0 points and 6.3 assists as a senior co-captain, leading his team to a 22-8 mark and the second round of the NCAA Tournament. Montgomery was also a two-time Academic All-Big Ten honoree during his playing days as a Spartan.

Following his collegiate career, Montgomery played four years of professional basketball in Europe. He averaged more than 25 points a game during his time playing in Germany, Lithuania and Sweden.


Montgomery received his bachelor's degree in food industry management from Michigan State. His family includes his wife, Alexandra.

MONTGOMERY'S CAREER HIGHLIGHTS

- Spent 10 seasons at Michigan State, six as an assistant coach and four as associate head coach. The Spartans advanced to the NCAA Tournament in each of the 10 seasons, including three appearances in the Final Four (2005, 2009, 2010).
- Helped coach 26 All-Big Ten players at Michigan State and six players that went on to be selected in the NBA Draft.
- Has helped Michigan State rank in the top 25 nationally in defensive points allowed, defensive field goal percentage and rebounding margin in three of the last four seasons.
- Michigan State led the nation in rebounding margin in 2008-09 and 2009-10.
- In 2010, Montgomery was named by FoxSports.com as one of the top five high-major assistant coaches in the country.
- Named the top assistant coach in the Big Ten by national college basketball writer Jeff Goodman, based on a poll of league coaches.
- The conference championship was the first for Central Michigan since 1987 and the school recorded only its second 20-win season since 1976.
- Named to the All-Big Ten Third Team as a senior in 1992 and also served as a team captain that season.
- Played on the 1990 Big Ten championship team at Michigan State. Appeared in three NCAA Tournaments and an NIT Final Four as a player with the Spartans.
- Four-year starting guard still ranks third all-time in Michigan State history in steals (168) and fourth in assists (561).
- Twice earned Academic All-Big Ten honors during his playing career.

Mark Montgomery's Year-by-Year Coaching History

Year	School	Overall	Conference	Postseason	Position
1997-98	Central Michigan	5-21	3-15	None	Assistant Coach
1998-99	Central Michigan	10-16	7-11	None	Assistant Coach
1999-00	Central Michigan	6-23	2-16	None	Assistant Coach
2000-01	Central Michigan	20-8	14-4	None	Assistant Coach
	<i>Central Michigan Totals</i>	<i>41-68</i>	<i>26-46</i>		
2001-02	Michigan State	19-12	10-6	NCAA First Round	Assistant Coach
2002-03	Michigan State	22-13	10-6	NCAA Elite Eight	Assistant Coach
2003-04	Michigan State	18-12	12-4	NCAA First Round	Assistant Coach
2004-05	Michigan State	26-7	13-3	NCAA Final Four	Assistant Coach
2005-06	Michigan State	22-12	8-8	NCAA First Round	Assistant Coach
2006-07	Michigan State	23-12	8-8	NCAA Second Round	Assistant Coach
2007-08	Michigan State	27-9	12-6	NCAA Sweet 16	Associate Head Coach
2008-09	Michigan State	31-7	15-3	NCAA Championship Game	Associate Head Coach
2009-10	Michigan State	28-9	14-4	NCAA Final Four	Associate Head Coach
2010-11	Michigan State	19-15	9-9	NCAA First Round	Associate Head Coach
	<i>Michigan State Totals</i>	<i>235-108</i>	<i>111-57</i>		
	Total	276-176	137-103	10 NCAA Tournament Appearances, 3 Final Fours 2 Big Ten Regular Season Championships 1 MAC Regular Season Championship	



2 DeMarcus Grady

Redshirt Senior » Guard » 6-1 » 203
Grand Rapids, Mich. » East Grand Rapids

CHRISTIAN NOTABLES

- Posted a season-high six points against Buffalo (Jan. 28), all coming from the free-throw line.
- Scored his first points of the year at Kent State (Jan. 25), recorded three points in six minutes of action.
- Saw his first action of the season at Toledo (Jan. 18), playing three minutes.
- Practiced for the first time with the basketball team on Thursday, Jan. 12, following the conclusion of the Huskie football season.
- Helped the football team to an 11-3 record, including its first MAC Championship since 1983.
- Appeared in all 14 football games as a receiver and on special teams, recording two catches for 51 yards and a tackle.

- Appeared in 15 games for the basketball team last year after joining the squad following football season.
- Made two starts with the basketball team in 2010-11, averaging 3.5 points and 1.7 rebounds per game.
- Named honorable mention all-state, second team all-area and first team all-conference in basketball as a high school senior.

2011-12 SEASON GAME-BY-GAME

Opponent	Date	GS	Min	FG	FGA	Pct	3FG	3FGA	Pct	FT	FTA	Pct	O	D	Tot	Avg	PF	FO	A	TO	Blk	Stl	Pts	Avg
at Purdue	11/11/11																							
UW-MILWAUKEE	11/14/11																							
at Iowa	11/17/11																							
EASTERN ILLINOIS	11/20/11																							
at Boise State	11/26/11																							
at Utah Valley	11/28/11																							
NEBRASKA-OMAHA	12/3/11																							
at UIC	12/10/11																							
DEPAUL	12/14/11																							
SOUTHERN ILLINOIS	12/17/11																							
VALPARAISO	12/20/11																							
ROOSEVELT UNIV.	1/2/12																							
EASTERN MICH.*	1/7/12																							
at Western Michigan*	1/11/12																							
CENTRAL MICH.*	1/14/12																							
at Toledo*	1/18/12	3	0	0	.000	0	0	.000	0	0	.000	0	0	0	0.0	1	0	0	0	0	0	0	0	0.0
BALL STATE*	1/21/12	0+	0	0	.000	0	0	.000	0	0	.000	0	0	0	0.0	0	0	0	0	0	0	0	0	0.0
at Kent State*	1/25/12	6	1	1	1.000	0	0	.000	1	2	.500	0	2	2	0.7	0	0	0	0	0	0	0	3	1.0
BUFFALO*	1/28/12	11	0	1	.000	0	1	.000	6	6	1.000	1	2	1.0	0	1	1	0	0	0	0	0	6	2.3
OHIO*	2/1/12	10	0	2	.000	0	1	.000	4	4	1.000	2	2	1.2	1	0	1	0	0	0	0	0	4	2.6
at Bowling Green*	2/4/12	9	0	2	.000	0	1	.000	0	0	.000	1	0	1	1.2	2	0	0	0	0	0	1	0	2.2
MIAMI (OHIO)*	2/8/12	3	0	0	.000	0	0	.000	0	0	.000	0	0	0	1.0	0	0	0	0	0	0	0	0	1.9
at Akron*	2/11/12	7	0	0	.000	0	0	.000	1	2	.500	0	1	1	1.0	1	0	0	1	0	0	1	0	1.8
WESTERN MICH.*	2/15/12	5	0	1	.000	0	1	.000	0	0	.000	0	0	0	0.9	1	0	0	2	0	0	0	0	1.6
at SIU Edwardsville	2/18/12																							
at Eastern Michigan*	2/22/12																							
at Central Michigan*	2/26/12	4	0	0	.000	0	0	.000	0	0	.000	0	0	0	0.8	0	0	0	0	0	0	0	0	1.4
TOLEDO*	2/26/12	1	0	0	.000	0	0	.000	0	0	.000	0	0	0	0.7	0	0	0	0	0	0	0	0	1.3
at Ball State*	3/3/12	2	0	0	.000	0	0	.000	2	2	1.000	0	0	0	0.7	0	0	0	0	0	0	0	2	1.3
at Eastern Michigan	3/5/12																							
Totals		0	61	1	.143	0	4	.000	14	16	.875	2	6	8	0.7	6	0	2	4	0	1	16	1.3	

	2011-12 SEASON BESTS	CAREER BESTS
Points	6 Buffalo (1/28/12)	11 at Toledo (2/26/11)
Field Goals	1 at Kent State (1/25/12)	4 at Toledo (2/26/11)
Field Goal Attempts	2 twice, last: at Bowling Green (2/4/12)	7 at Toledo (2/26/11)
3-Point Field Goals	n/a	2 at Ohio (2/5/11)
3-Point Field Goal Attempts	1 three times, last: at Bowling Green (2/4/12)	3 twice, last: Central Michigan (2/23/11)
Free Throws	6 Buffalo (1/28/12)	6 Buffalo (1/28/12)
Free Throw Attempts	6 Buffalo (1/28/12)	6 Buffalo (1/28/12)
Rebounds	2 three times, last: Ohio (2/1/12)	6 Central Michigan (2/23/11)
Offensive Rebounds	1 twice, last: at Bowling Green (2/4/12)	3 at Toledo (2/26/11)
Defensive Rebounds	2 twice, last: Ohio (2/1/12)	6 Central Michigan (2/23/11)
Assists	1 twice, last: Ohio (2/1/12)	3 twice, last: Central Michigan (2/23/11)
Turnovers	2 Western Michigan (2/15/12)	3 twice, last: Eastern Michigan (3/2/11)
Blocks	n/a	n/a
Steals	1 at Bowling Green (2/4/12)	1 twice, last: at Bowling Green (2/4/12)
Minutes	11 Buffalo (1/28/12)	24 Central Michigan (2/23/11)

CAREER STATISTICS																													
Year	G	S	Min	Avg	FG	FGA	FG%	3FG	3FGA	3FG%	FT	FTA	FT%	Off	Def	Reb	Avg	Foul	DQ	Ast	Avg	TO	Avg	Blk	Avg	Stl	Avg	Pts	Avg
2010-11	15	2	169	11.3	17	45	.378	7	19	.368	12	17	.706	7	18	25	1.7	7	0	16	1.1	12	0.8	0	0.0	1	0.1	53	3.5
2011-12	12	0	61	5.1	1	7	.143	0	4	.000	14	16	.875	2	6	8	0.7	6	0	2	0.2	4	0.3	0	0.0	1	0.1	16	1.3
Career	27	2	230	8.5	18	52	.346	7	23	.304	26	33	.788	9	24	33	1.2	13	0	18	0.7	16	0.6	0	0.0	2	0.1	69	2.6



3 Antone Christian

**Redshirt Sophomore » Guard » 6-2 » 195
Nashville, Tenn. » Martin Luther King Magnet**

CHRISTIAN NOTABLES

- Has made at least one three-pointer in 10 of the last 12 games.
- A vocal leader and one of the top perimeter defenders on the NIU roster.
- Scored in double figures three times this season.
- Scored a season-high 15 points against Ohio (Feb. 1), on 6-of-12 shooting from the field.
- Dished out a season-best three assists against Southern Illinois (Dec. 17).
- Grabbed a season-best seven rebounds at Utah Valley (Nov. 28).
- Appeared in 25 games a season ago, making five starts, while averaging 6.2 points and 2.8 rebounds per game.
- Scored in double figures six times during last season and averaged 9.4 points per game over the final 14 games of the year.
- Scored a career-high 17 points at Ohio (Feb. 5, 2011) capping a stretch of new career scoring highs in four of five games.
- Redshirted the 2009-10 season.
- Prepped at Martin Luther King Magnet school where he averaged 22.1 points and eight rebounds per game as a senior.

2011-12 SEASON GAME-BY-GAME

Opponent	Date	GS	Min	FG	FGA	Pct	3FG	3FGA	Pct	FT	FTA	Pct	O	D	Tot	Avg	PF	FO	A	TO	Blk	Stl	Pts	Avg	
at Purdue	11/11/11	*	19	0	6	.000	0	2	.000	0	0	.000	1	2	3	3.0	2	0	2	2	0	1	0	0.0	
UW-MILWAUKEE	11/14/11	*	29	1	8	.125	0	2	.000	2	2	1.000	4	2	6	4.5	1	0	2	2	0	0	4	2.0	
at Iowa	11/17/11	*	15	1	5	.200	1	5	.200	2	2	1.000	2	2	4	4.3	1	0	1	4	0	1	5	3.0	
EASTERN ILLINOIS	11/20/11	*	24	3	8	.375	2	4	.500	0	0	.000	3	3	6	4.8	4	0	2	2	0	0	8	4.3	
at Boise State	11/26/11	*	17	2	11	.182	1	6	.167	1	2	.500	2	3	5	4.8	1	0	1	2	0	0	6	4.6	
at Utah Valley	11/28/11	*	24	2	7	.286	0	1	.000	0	1	.000	2	5	7	5.2	3	0	2	1	0	0	4	4.5	
NEBRASKA-OMAHA	12/3/11	*	21	2	9	.222	1	3	.333	2	2	1.000	0	4	4	5.0	2	0	2	0	0	2	7	4.9	
at UIC	12/10/11	*	29	4	10	.400	1	3	.333	2	2	1.000	1	2	4	6.5	1	1	0	0	0	0	11	5.6	
DEPAUL	12/14/11	*	21	1	5	.200	1	3	.333	2	2	1.000	1	2	3	4.4	2	0	0	1	0	2	5	5.6	
SOUTHERN ILLINOIS	12/17/11	*	21	2	7	.286	0	2	.000	3	4	.750	0	3	3	4.3	4	0	3	1	0	1	7	5.7	
VALPARAISO	12/20/11	*	11	0	1	.000	0	0	.000	0	0	.000	2	2	2	4.1	1	0	0	2	0	1	0	5.2	
ROOSEVELT UNIV.	1/2/12	*	21	4	8	.500	2	4	.500	4	4	1.000	1	3	4	4.1	1	0	0	1	0	0	14	5.9	
EASTERN MICH.*	1/7/12	*	14	0	3	.000	0	3	.000	0	0	.000	1	5	6	4.2	1	0	1	1	1	0	0	5.5	
at Western Michigan*	1/11/12		14	3	5	.600	1	2	.500	0	0	.000	1	1	2	4.1	2	0	1	1	0	0	7	5.6	
CENTRAL MICH.*	1/14/12	*	12	1	4	.250	1	3	.333	1	2	.500	1	2	3	4.0	2	0	2	2	0	1	4	5.5	
at Toledo*	1/18/12		15	0	3	.000	0	1	.000	0	0	.000	1	0	1	3.8	0	0	1	1	1	1	2	0	5.1
BALL STATE*	1/21/12	*	13	1	3	.333	0	1	.000	0	0	.000	1	0	1	3.6	1	0	1	1	0	1	2	4.9	
at Kent State*	1/25/12	*	14	0	2	.000	0	2	.000	0	0	.000	2	2	2	3.6	2	0	0	2	0	1	0	4.7	
BUFFALO*	1/28/12	*	10	2	4	.500	2	3	.667	0	0	.000	1	2	3	3.5	0	0	0	0	0	0	6	4.7	
OHIO*	2/1/12	*	19	6	12	.500	3	7	.429	0	0	.000	1	3	4	3.5	3	0	2	0	0	0	15	5.3	
at Bowling Green*	2/4/12		18	1	7	.143	0	4	.000	1	2	.500	4	0	4	3.5	1	0	2	1	0	0	3	5.1	
MIAMI (OHIO)*	2/8/12	*	19	2	6	.333	2	3	.667	0	0	.000	1	3	4	3.5	1	0	0	1	0	0	6	5.2	
at Akron*	2/11/12		8	3	7	.429	1	1	1.000	0	0	.000	1	0	1	3.4	1	0	0	2	0	0	7	5.3	
WESTERN MICH.*	2/15/12	*	11	1	1	1.000	1	1	1.000	0	0	.000	1	0	1	3.3	0	0	1	0	1	1	3	5.2	
at SIU Edwardsville	2/18/12		14	0	3	.000	0	1	.000	0	0	.000	1	2	3	3.3	0	0	1	0	0	0	0	5.0	
at Eastern Michigan*	2/22/12		17	3	9	.333	2	6	.333	0	0	.000	0	4	4	3.3	0	0	1	1	0	2	8	5.1	
at Central Michigan*	2/26/12		15	2	6	.333	1	2	.500	2	2	1.000	1	2	3	3.1	0	0	1	1	0	0	7	5.1	
TOLEDO*	2/26/12	*	13	2	7	.286	1	4	.250	1	2	.500	3	0	3	3.3	4	0	0	1	0	0	6	5.2	
at Ball State*	3/3/12		14	1	3	.333	1	2	.500	0	0	.000	2	0	2	3.2	3	0	1	0	0	0	3	5.1	
at Eastern Michigan	3/5/12		20	1	4	.250	1	4	.250	0	0	.000	0	1	1	3.2	1	0	0	1	0	0	3	5.0	
Totals			11	512	51	174	.293	26	85	.306	23	29	.793	38	57	95	3.2	50	1	28	37	3	16	151	5.0

2011-12 SEASON BESTS


Points	15	Ohio (2/1/12)
Field Goals	6	Ohio (2/1/12)
Field Goal Attempts	12	Ohio (2/1/12)
3-Point Field Goals	3	Ohio (2/1/12)
3-Point Field Goal Attempts	7	Ohio (2/1/12)
Free Throws	4	Roosevelt (1/2/12)
Free Throw Attempts	4	twice, last: Roosevelt (1/2/12)
Rebounds	7	at Utah Valley (11/28/11)
Offensive Rebounds	4	twice, last: at Bowling Green (2/4/12)
Defensive Rebounds	5	twice, last: Eastern Michigan (1/7/12)
Assists	3	Southern Illinois (12/17/11)
Turnovers	4	at Iowa (11/17/11)
Blocks	1	three times, last: Western Michigan (2/15/12)
Steals	2	four times, last: at Eastern Michigan (2/22/12)
Minutes	29	twice, last: at UIC (12/10/11)

CAREER BESTS

Points	17	at Ohio (2/5/11)
Field Goals	7	Bowling Green (2/2/11)
Field Goal Attempts	16	Bowling Green (2/2/11)
3-Point Field Goals	3	twice, last: Ohio (2/1/12)
3-Point Field Goal Attempts	8	at Ohio (2/5/11)
Free Throws	7	Eastern Michigan (3/2/11)
Free Throw Attempts	8	Eastern Michigan (3/2/11)
Rebounds	9	at Toledo (2/26/11)
Offensive Rebounds	5	at Toledo (2/26/11)
Defensive Rebounds	5	four times, last: Eastern Michigan (1/7/12)
Assists	5	Kent State (2/12/11)
Turnovers	5	Seattle (2/19/11)
Blocks	1	eight times, last: at Toledo (1/18/12)
Steals	2	eight times, last: at Eastern Mich. (2/22/12)
Minutes	32	Bowling Green (2/2/11)

CAREER STATISTICS

Year	G	S	Min	Avg	FG	FGA	FG%	3FG	3FGA	3FG%	FT	FTA	FT%	Off	Def	Reb	Avg	Foul	DQ	Ast	Avg	TO	Avg	Blk	Avg	Stl	Avg	Pts	Avg
2009-10																													
2010-11	25	5	444	17.8	53	146	.363	18	73	.247	31	39	.795	28	43	71	2.8	33	0	21	0.8	26	1.0	5	0.2	16	0.6	155	6.2
2011-12	30	11	512	17.1	51	174	.293	26	85	.306	23	29	.793	38	57	95	3.2	50	1	28	0.9	37	1.2	3	0.1	16	0.5	151	5.0
Career	55	16	956	17.4	104	320	.325	44	158	.278	54	68	.794	66	100	166	3.0	83	1	49	0.9	63	1.1	8	0.1	32	0.6	306	5.6



4 Brandon Hayes

Junior » Forward » 6-4 » 185

Homewood, Ill. » Flossmore/Parkland College

HAYES NOTABLES

- Expected to redshirt. Will not travel with the Huskies to Cleveland.
- Played two seasons at Parkland College in Champaign, Ill.
- Scored 4.2 points and grabbed 2.3 rebounds per game as a sophomore at Parkland while helping the Cobras advance to the NJCAA Division II National Tournament.
- Earned all-conference honorable mention after averaging 9.5 points and 3.6 rebounds per game as a freshman at Parkland.
- Made the team at walk-on tryouts in September.

2011-12 SEASON GAME-BY-GAME

Opponent	Date	GS	Min	FG	FGA	Pct	3FG	3FGA	Pct	FT	FTA	Pct	O	D	Tot	Avg	PF	FO	A	TO	Blk	Stl	Pts	Avg
at Purdue	11/11/11																							
UW-MILWAUKEE	11/14/11																							
at Iowa	11/17/11																							
EASTERN ILLINOIS	11/20/11																							
at Boise State	11/26/11																							
at Utah Valley	11/28/11																							
NEBRASKA-OMAHA	12/3/11																							
at UIC	12/10/11																							
DEPAUL	12/14/11																							
SOUTHERN ILLINOIS	12/17/11																							
VALPARAISO	12/20/11																							
ROOSEVELT UNIV.	1/2/12																							
EASTERN MICH.*	1/7/12																							
at Western Michigan*	1/11/12																							
CENTRAL MICH.*	1/14/12																							
at Toledo*	1/18/12																							
BALL STATE*	1/21/12																							
at Kent State*	1/25/12																							
BUFFALO*	1/28/12																							
OHIO*	2/1/12																							
at Bowling Green*	2/4/12																							
MIAMI (OHIO)*	2/8/12																							
at Akron*	2/11/12																							
WESTERN MICH.*	2/15/12																							
at SIU Edwardsville	2/18/12																							
at Eastern Michigan*	2/22/12																							
at Central Michigan*	2/26/12																							
TOLEDO*	2/26/12																							
at Ball State*	3/3/12																							
at Eastern Michigan	3/5/12																							

Totals


2011-12 SEASON BESTS

CAREER BESTS

Points	_____
Field Goals	_____
Field Goal Attempts	_____
3-Point Field Goals	_____
3-Point Field Goal Attempts	_____
Free Throws	_____
Free Throw Attempts	_____
Rebounds	_____
Offensive Rebounds	_____
Defensive Rebounds	_____
Assists	_____
Turnovers	_____
Blocks	_____
Steals	_____
Minutes	_____

CAREER STATISTICS

Year	G	S	Min	Avg	FG	FGA	FG%	3FG	3FGA	3FG%	FT	FTA	FT%	Off	Def	Reb	Avg	Foul	DQ	Ast	Avg	TO	Avg	Blk	Avg	Stl	Avg	Pts	Avg
2011-12																													
Career																													



11 Zach Miller

Freshman » Guard » 5-8 » 170
Chicago, Ill. » Glenbard East

MILLER NOTABLES

- Played three minutes against Toledo (Feb. 29) in his return from injury after missing nine games with a torn meniscus.

- Has been limited to just 11 minutes of action since being cleared to return to the lineup.

- Had a 1.44 assist-turnover ratio in his last nine games prior to the injury (23 assists, 16 turnovers), including eight assists and four turnovers in conference play.

- Tied a career-high with nine points and three rebounds against Eastern Michigan (Jan. 7).

- Dished out a career-high six assists and also had a career-best three steals against Valparaiso (Dec. 20).

- Nearly 70 percent of his shots have come from beyond the three-point line.

- Had nine points, including 4-of-4 from the charity stripe, while sparking a second half comeback that came up two points short against UW-Milwaukee.

- Scored two points in 20 minutes in his college debut at Purdue (Nov. 11).

- Averaged 13.1 points and 8.4 assists per game as a senior at Glenbard East.

- Helped lead the Rams to a 28-4 record and a third-place finish in Illinois Class 4A.

- Played in the 2011 Illinois Basketball Coaches Association 3A/4A All-Star Game.


- Earned unanimous All-DuPage Valley Conference honors and was also named to the Daily Herald All-Area team as a senior.

2011-12 SEASON GAME-BY-GAME

Opponent	Date	GS	Min	FG	FGA	Pct	3FG	3FGA	Pct	FT	FTA	Pct	O	D	Tot	Avg	PF	FO	A	TO	Blk	Stl	Pts	Avg
at Purdue	11/11/11		20	1	3	.333	0	1	.000	0	0	.000	1	0	1	1.0	3	0	0	2	0	0	2	2.0
UW-MILWAUKEE	11/14/11	25	2	3	.667	1	2	.500	4	4	1.000	0	3	3	2.0	2	0	0	3	0	0	0	9	5.5
at Iowa	11/17/11		17	0	2	.000	0	1	.000	0	0	.000	0	1	1	1.7	1	0	3	0	0	0	0	3.7
EASTERN ILLINOIS	11/20/11	18	0	2	.000	0	2	.000	0	0	.000	0	1	1	1.5	2	0	4	2	0	1	0	2.8	
at Boise State	11/26/11		19	1	2	.500	1	2	.500	0	0	.000	0	1	1	1.4	4	0	2	3	0	0	3	2.8
at Utah Valley	11/28/11		24	1	5	.200	0	3	.000	1	2	.500	0	1	1	1.3	3	0	3	2	0	0	3	2.8
NEBRASKA-OMAHA	12/3/11	18	0	2	.000	0	1	.000	0	0	.000	0	1	1	1.3	1	0	2	1	0	1	0	2.4	
at UIC	12/10/11		23	3	5	.600	2	3	.667	0	0	.000	0	1	1	1.3	1	0	4	1	0	0	8	3.1
DEPAUL	12/14/11	*	26	0	4	.000	0	2	.000	2	2	1.000	1	2	3	1.4	3	0	2	1	0	2	2	3.0
SOUTHERN ILLINOIS	12/17/11	*	18	0	1	.000	0	1	.000	0	0	.000	0	1	1	1.4	1	0	1	3	0	0	0	2.7
VALPARAISO	12/20/11	*	29	1	4	.250	1	4	.250	2	2	1.000	0	1	1	1.4	1	0	6	3	0	3	5	2.9
ROOSEVELT UNIV.	1/2/12	*	19	0	0	.000	0	0	.000	0	0	.000	0	1	1	1.3	1	0	0	3	0	0	0	2.7
EASTERN MICH.*	1/7/12	*	27	3	5	.600	3	5	.600	0	0	.000	0	3	3	1.5	2	0	4	0	0	0	9	3.2
at Western Michigan*	1/11/12	*	24	0	4	.000	0	2	.000	2	2	1.000	0	2	2	1.5	4	0	2	0	0	1	2	3.1
CENTRAL MICH.*	1/14/12	Did not play																						
at Toledo*	1/18/12	Did not play																						
BALL STATE*	1/21/12	11	1	2	.500	1	1	1.000	0	0	.000	0	2	2	1.5	0	0	0	2	0	1	3	3.1	
at Kent State*	1/25/12		9	1	2	.500	0	0	.000	0	0	.000	0	1	1	1.5	0	0	2	2	0	2	2	3.0
BUFFALO*	1/28/12	Did not play																						
OHIO*	2/1/12	Did not play																						
at Bowling Green*	2/4/12	Did not play																						
MIAMI (OHIO)*	2/8/12	Did not play																						
at Akron*	2/11/12	Did not play																						
WESTERN MICH.*	2/15/12	Did not play																						
at SIU Edwardsville	2/18/12	Did not play																						
at Eastern Michigan*	2/22/12	Did not play																						
at Central Michigan*	2/26/12	Did not play																						
TOLEDO*	2/26/12	3	0	0	.000	0	0	.000	0	0	.000	0	0	0	1.4	0	0	0	0	0	0	0	2.8	
at Ball State*	3/3/12		8	0	0	.000	0	0	.000	0	0	.000	0	0	0	1.3	3	0	1	1	0	0	0	2.7
at Eastern Michigan	3/5/12	Did not play																						
Totals		6	338	14	46	.304	9	30	.300	11	12	.917	2	22	24	1.3	32	0	36	29	0	11	48	2.7

	2011-12 SEASON BESTS	CAREER BESTS
Points	9 twice, last: Eastern Michigan (1/7/12)	9 twice, last: Eastern Michigan (1/7/12)
Field Goals	3 twice, last: Eastern Michigan (1/7/12)	3 twice, last: Eastern Michigan (1/7/12)
Field Goal Attempts	5 three times, last: Eastern Michigan (1/7/12)	5 three times, last: Eastern Michigan (1/7/12)
3-Point Field Goals	3 Eastern Michigan (1/7/12)	3 Eastern Michigan (1/7/12)
3-Point Field Goal Attempts	5 Eastern Michigan (1/7/12)	5 Eastern Michigan (1/7/12)
Free Throws	4 UW-Milwaukee (11/14/11)	4 UW-Milwaukee (11/14/11)
Free Throw Attempts	4 UW-Milwaukee (11/14/11)	4 UW-Milwaukee (11/14/11)
Rebounds	3 three times, last: Eastern Michigan (1/7/12)	3 three times, last: Eastern Michigan (1/7/12)
Offensive Rebounds	1 twice, last: DePaul (12/14/11)	1 twice, last: DePaul (12/14/11)
Defensive Rebounds	3 twice, last: Eastern Michigan (1/7/12)	3 twice, last: Eastern Michigan (1/7/12)
Assists	6 Valparaiso (12/20/11)	6 Valparaiso (12/20/11)
Turnovers	3 five times, last: Roosevelt (1/2/12)	3 five times, last: Roosevelt (1/2/12)
Blocks	n/a	n/a
Steals	3 Valparaiso (12/20/11)	3 Valparaiso (12/20/11)
Minutes	29 Valparaiso (12/20/11)	29 Valparaiso (12/20/11)

CAREER STATISTICS																													
Year	G	S	Min	Avg	FG	FGA	FG%	3FG	3FGA	3FG%	FT	FTA	FT%	Off	Def	Reb	Avg	Foul	DQ	Ast	Avg	TO	Avg	Blk	Avg	Stl	Avg	Pts	Avg
2011-12	18	6	338	18.8	14	46	.304	9	30	.300	11	12	.917	2	22	24	1.3	32	0	36	2.0	29	1.6	0	0.0	11	0.6	48	2.7
Career	18	6	338	18.8	14	46	.304	9	30	.300	11	12	.917	2	22	24	1.3	32	0	36	2.0	29	1.6	0	0.0	11	0.6	48	2.7



Kevin 13 Gray

**Freshman » Forward » 6-6 » 205
Chicago, Ill. » Brooks Academy**

GRAY NOTABLES

- Scored a career-best 13 points at Central Michigan (Feb. 26).
- Shooting 50.0 percent from the floor in the last eight games.
- Ranks third in the MAC in rebounding among freshmen at 3.7 per contest.
- Posted his first career multi-block game against Miami (Feb. 8).
- Made his first career start at UIC (Dec. 10), scoring four points, beginning a streak of 21-straight starts.
- Has four-or-more rebounds in 18 games this season.
- Grabbed a game-high seven rebounds in his collegiate debut at Purdue (Nov. 11).
- Averaged 11.4 points, 9.7 rebounds and 1.8 assists per game as a senior at Brooks Academy.

• Helped lead Brooks to a 28-3 record and a third-place finish in the Illinois Class 3A State Tournament.

• Was selected to play in the Chicago Public League Basketball Coaches Association All-Star Game.

2011-12 SEASON GAME-BY-GAME

Opponent	Date	GS	Min	FG	FGA	Pct	3FG	3FGA	Pct	FT	FTA	Pct	O	D	Tot	Avg	PF	FO	A	TO	Blk	Stl	Pts	Avg	
at Purdue	11/11/11		20	0	2	.000	0	0	.000	1	2	.500	1	6	7	7.0	3	0	0	4	0	1	1	1.0	
UW-MILWAUKEE	11/14/11		13	2	3	.667	0	0	.000	0	0	.000	0	2	2	4.5	1	0	0	1	0	0	4	2.5	
at Iowa	11/17/11		17	0	1	.000	0	0	.000	1	4	.250	2	2	4	4.3	1	0	0	1	0	1	1	2.0	
EASTERN ILLINOIS	11/20/11		8	0	0	.000	0	0	.000	2	2	1.000	0	1	3.5	1	0	1	0	0	0	0	2	2.0	
at Boise State	11/26/11		22	1	1	1.000	0	0	.000	0	0	.000	0	4	4	3.6	1	0	0	0	0	0	2	2.0	
at Utah Valley	11/28/11		12	0	0	.000	0	0	.000	0	2	.000	1	3	4	3.7	0	0	0	0	0	0	0	1.7	
NEBRASKA-OMAHA	12/3/11		15	0	2	.000	0	0	.000	0	0	.000	0	1	1	3.3	3	0	0	0	0	0	0	1.4	
at UIC	12/10/11	*	21	2	7	.286	0	0	.000	0	0	.000	1	3	4	3.4	3	0	1	1	0	0	4	1.8	
DEPAUL	12/14/11	*	23	0	3	.000	0	0	.000	3	4	.750	2	1	3	3.3	3	0	0	1	0	0	0	3	1.9
SOUTHERN ILLINOIS	12/17/11	*	21	0	0	.000	0	0	.000	0	2	.000	2	2	4	3.4	2	0	0	2	0	1	0	1.7	
VALPARAISO	12/20/11	*	16	2	4	.500	0	0	.000	0	0	.000	1	3	4	3.5	3	0	0	1	0	0	4	1.9	
ROOSEVELT UNIV.	1/2/12	*	18	3	5	.600	0	0	.000	1	3	.333	3	6	9	3.9	2	0	1	0	0	0	7	2.3	
EASTERN MICH.*	1/7/12	*	14	0	0	.000	0	0	.000	0	0	.000	0	2	2	3.8	0	0	0	0	0	0	0	2.2	
at Western Michigan*	1/11/12	*	21	2	3	.667	0	0	.000	0	0	.000	2	2	4	3.8	1	0	1	0	1	1	4	2.3	
CENTRAL MICH.*	1/14/12	*	28	0	1	.000	0	0	.000	0	0	.000	1	3	4	3.8	1	0	1	3	0	0	0	2.1	
at Toledo*	1/18/12	*	24	1	1	1.000	0	0	.000	1	2	.500	4	2	6	3.9	3	0	1	3	1	2	3	2.2	
BALL STATE*	1/21/12	*	32	2	2	1.000	0	0	.000	3	7	.429	1	4	5	4.0	1	0	0	0	0	0	7	2.5	
at Ball State*	1/25/12	*	27	1	1	1.000	0	0	.000	0	0	.000	2	2	4	4.0	2	0	0	1	0	2	2	2.4	
BUFFALO*	1/28/12	*	13	0	5	.000	0	0	.000	1	4	.250	4	0	4	4.0	5	1	1	2	0	0	1	2.4	
OHIO*	2/1/12	*	15	0	3	.000	0	0	.000	0	2	.000	1	2	3	4.0	5	1	1	3	0	0	0	2.3	
at Bowling Green*	2/4/12	*	26	1	3	.333	0	0	.000	0	3	.000	1	2	3	3.9	5	1	0	2	0	0	2	2.2	
MIAMI (OHIO)*	2/8/12	*	22	0	3	.000	0	0	.000	0	0	.000	1	0	1	3.7	4	0	0	0	2	0	0	2.1	
at Akron*	2/11/12	*	24	2	4	.500	1	1	.000	2	2	1.000	4	2	6	3.8	4	0	1	0	1	0	6	2.3	
WESTERN MICH.*	2/15/12	*	26	3	6	.500	0	0	.000	0	2	.000	1	4	5	3.9	2	0	0	0	0	1	6	2.5	
at SIU Edwardsville	2/18/12	*	16	1	3	.333	0	0	.000	0	0	.000	2	0	2	3.8	3	0	1	0	0	0	2	2.4	
at Eastern Michigan*	2/22/12	*	28	0	1	.000	0	0	.000	2	4	.500	3	3	6	3.9	2	0	0	2	0	0	2	2.4	
at Central Michigan*	2/26/12	*	27	5	9	.556	0	0	.000	3	6	.500	2	2	4	3.9	1	0	0	2	0	0	13	2.8	
TOLEDO*	2/26/12	*	17	1	2	.500	0	0	.000	0	0	.000	0	1	1	3.8	2	0	1	1	0	0	2	2.8	
at Ball State*	3/3/12	*	17	2	4	.500	0	0	.000	0	0	.000	1	2	3	3.8	4	0	0	2	0	1	4	2.8	
at Eastern Michigan	3/5/12	*	20	1	1	1.000	0	0	.000	0	0	.000	0	3	3	3.7	4	0	0	0	2	0	2	2.8	
Totals			22	603	32	80	.400	0	1	.000	20	51	.392	44	68	112	3.7	72	3	11	32	7	10	84	2.8

2011-12 SEASON BESTS

Points	13	at Central Michigan (2/26/12)	CAREER BESTS	13	at Central Michigan (2/26/12)
Field Goals	5	at Central Michigan (2/26/12)	5	at Central Michigan (2/26/12)	
Field Goal Attempts	9	at Central Michigan (2/26/12)	9	at Central Michigan (2/26/12)	
3-Point Field Goals	n/a		n/a		
3-Point Field Goal Attempts	1	at Akron (2/11/12)	1	at Akron (2/11/12)	
Free Throws	3	three times, last: at Central Michigan (2/26/12)	3	three times, last: at Central Mich (2/26/12)	
Free Throw Attempts	7	Ball State (1/21/12)	7	Ball State (1/21/12)	
Rebounds	9	Roosevelt (1/2/12)	9	Roosevelt (1/2/12)	
Offensive Rebounds	4	three times, last: at Akron (2/11/12)	4	three times, last: at Akron (2/11/12)	
Defensive Rebounds	6	twice, last: Roosevelt (1/2/12)	6	twice, last: Roosevelt (1/2/12)	
Assists	1	11 times, last: Toledo (2/29/12)	1	11 times, last: Toledo (2/29/12)	
Turnovers	4	at Purdue (11/11/11)	4	at Purdue (11/11/11)	
Blocks	2	Miami (2/8/12)	2	Miami (2/8/12)	
Steals	2	three times, last: at Eastern Michigan (3/5/12)	2	three times, last: at Eastern Mich. (3/5/12)	
Minutes	32	Ball State (1/21/12)	32	Ball State (1/21/12)	

CAREER STATISTICS

Year	G	S	Min	Avg	FG	FGA	FG%	3FG	3FGA	3FG%	FT	FTA	FT%	Off	Def	Reb	Avg	Foul	DQ	Ast	Avg	TO	Avg	Blk	Avg	Stl	Avg	Pts	Avg
2011-12	30	22	603	20.1	32	80	.400	0	1	.000	20	51	.392	44	68	112	3.7	72	3	11	0.4	32	1.1	7	0.2	10	0.3	84	2.8
Career	30	22	603	20.1	32	80	.400	0	1	.000	20	51	.392	44	68	112	3.7	72	3	11	0.4	32	1.1	7	0.2	10	0.3	84	2.8



15 Marquavese Ford

Freshman » Guard » 6-1 » 170
Saginaw, Mich. » Saginaw

FORD NOTABLES

- Recorded a career-best seven assists in the MAC Tournament First Round at Eastern Michigan (March 5).
- Came up with a critical steal in the final moments to preserve a victory against Toledo (Feb. 29).
- Ranks eighth in the MAC in scoring, third in assists and fourth in steals among freshmen.
- Has recorded three-or-more assists in 11 games this season.
- Filled the statsheet with 10 points, three rebounds, three assists and two steals against Roosevelt (Jan. 2).
- Scored a career-high 16 points against Nebraska Omaha (Dec. 3).
- Recorded four assists, two rebounds, a block and a steal while starting his first collegiate game at Purdue (Nov. 11).
- Averaged 22 points, six assists and five steals per game as a senior at Saginaw High School.
- Helped lead the Trojans to a 20-3 record and a Saginaw Valley Conference championship as a senior.
- Named to the Class A All-State Second Team by the Detroit Free Press and was also a member of the Saginaw Valley Dream Team.
- Goes by the nickname, "Quay."
- Played in high school for current NIU assistant coach Lou Dawkins.

2011-12 SEASON GAME-BY-GAME

Opponent	Date	GS	Min	FG	FGA	Pct	3FG	3FGA	Pct	FT	FTA	Pct	O	D	Tot	Avg	PF	FO	A	TO	Blk	Stl	Pts	Avg	
at Purdue	11/11/11	*	25	0	5	.000	0	2	.000	0	0	.000	0	2	2	2.0	3	0	4	5	1	1	0	0.0	
UW-MILWAUKEE	11/14/11	*	13	1	4	.250	0	1	.000	0	0	.000	0	1	1	1.5	0	0	0	5	0	2	2	1.0	
at Iowa	11/17/11	*	23	1	3	.333	0	1	.000	2	4	.500	0	3	3	2.0	0	0	4	1	0	0	4	2.0	
EASTERN ILLINOIS	11/20/11	*	23	3	5	.600	1	2	.500	2	2	1.000	0	3	3	2.3	0	0	4	1	0	0	9	3.8	
at Boise State	11/26/11	*	23	0	3	.000	0	1	.000	0	0	.000	0	4	4	2.6	1	0	3	4	0	1	0	3.0	
at Utah Valley	11/28/11	*	17	1	3	.333	0	2	.000	0	3	.000	0	0	0	2.2	1	0	1	2	0	0	2	2.8	
NEBRASKA-OMAHA	12/3/11	*	28	5	9	.556	2	2	1.000	4	6	.667	0	1	1	2.0	2	0	3	2	0	1	16	4.7	
at UIC	12/10/11	*	20	4	8	.500	0	1	.000	1	3	.333	1	1	2	2.0	4	0	4	2	0	0	9	5.3	
DEPAUL	12/14/11	*	18	1	4	.250	0	2	.000	0	0	.000	0	1	1	1.9	1	0	1	2	0	0	2	4.9	
SOUTHERN ILLINOIS	12/17/11	*	10	0	1	.000	0	1	.000	0	0	.000	0	0	0	1.7	1	0	0	4	0	0	0	4.4	
VALPARAISO	12/20/11	*	4	0	0	.000	0	0	.000	0	0	.000	0	0	0	1.5	1	0	0	2	0	1	0	4.0	
ROOSEVELT UNIV.	1/2/12	*	21	4	6	.667	2	3	.667	0	0	.000	0	3	3	1.7	2	0	3	1	0	2	10	4.5	
EASTERN MICH.*	1/7/12	*	14	2	8	.250	1	4	.250	0	0	.000	0	2	2	1.7	3	0	1	2	0	2	5	4.5	
at Western Michigan*	1/11/12		21	1	2	.500	0	0	.000	2	2	1.000	0	3	3	1.8	2	0	2	0	0	3	4	4.5	
CENTRAL MICH.*	1/14/12	*	18	3	3	1.000	1	1	1.000	1	1	1.000	0	0	0	1.7	3	0	1	4	0	1	8	4.7	
at Toledo*	1/18/12		14	1	4	.250	0	2	.000	1	4	.250	0	0	0	1.6	4	0	0	5	0	1	3	4.6	
BALL STATE*	1/21/12	*	10	2	6	.333	0	1	.000	0	0	.000	0	1	1	1.5	2	0	2	0	0	1	4	4.6	
at Kent State*	1/25/12		13	4	10	.400	0	0	.000	0	0	.000	2	2	1.6	1	0	1	1	1	1	1	8	4.8	
BUFFALO*	1/28/12	*	14	2	5	.400	0	0	.000	1	2	.500	1	2	1.6	1	0	0	0	2	5	4	4.8		
OHIO*	2/1/12	*	24	2	5	.400	0	0	.000	0	0	.000	0	1	1	1.6	1	0	1	1	0	0	4	4.8	
at Bowling Green*	2/4/12		13	2	4	.500	0	0	.000	0	1	.000	0	0	0	1.5	4	0	0	3	0	0	4	4.7	
MIAMI (OHIO)*	2/8/12	*	2	2	3	.667	0	0	.000	0	0	.000	1	2	1.5	0	0	0	0	1	0	0	4	4.7	
at Akron*	2/11/12		20	1	6	.167	0	1	.000	0	0	.000	0	0	0	1.4	0	0	5	0	1	2	4.6		
WESTERN MICH.*	2/15/12	*	19	1	6	.167	0	0	.000	0	0	.000	0	1	1	1.4	3	0	2	0	0	0	2	4.5	
at SIU Edwardsville	2/18/12		20	4	5	.800	1	1	1.000	0	0	.000	4	4	1.5	3	0	2	3	0	1	1	9	4.6	
at Eastern Michigan*	2/22/12		29	1	8	.125	0	2	.000	2	2	1.000	1	2	3	1.6	2	0	5	3	0	1	4	4.6	
at Central Michigan*	2/26/12		9	0	1	.000	0	0	.000	1	2	.500	0	0	0	1.5	4	0	0	2	0	0	1	4.5	
TOLEDO*	2/26/12	*	21	0	1	.000	0	0	.000	1	2	.500	0	3	3	1.6	2	0	3	2	1	1	11	4.4	
at Ball State*	3/3/12		23	2	3	.667	0	0	.000	0	0	.000	0	3	3	1.6	2	0	3	2	1	1	4	4.3	
at Eastern Michigan	3/5/12		28	3	7	.429	0	1	.000	0	0	.000	1	1	2	1.6	3	0	7	3	0	1	6	4.4	
Totals			11	537	53	138	.384	8	31	.258	18	34	.529	7	42	49	1.6	56	0	57	68	4	25	132	4.4

	2011-12 SEASON BESTS	CAREER BESTS
Points	16 Nebraska Omaha (12/3/11)	16 Nebraska Omaha (12/3/11)
Field Goals	5 Nebraska Omaha (12/3/11)	5 Nebraska Omaha (12/3/11)
Field Goal Attempts	10 at Kent State (1/25/12)	10 at Kent State (1/25/12)
3-Point Field Goals	2 twice, last: Roosevelt (1/2/12)	2 twice, last: Roosevelt (1/2/12)
3-Point Field Goal Attempts	4 Eastern Michigan (1/7/12)	4 Eastern Michigan (1/7/12)
Free Throws	4 Nebraska Omaha (12/3/11)	4 Nebraska Omaha (12/3/11)
Free Throw Attempts	6 Nebraska Omaha (12/3/11)	6 Nebraska Omaha (12/3/11)
Rebounds	4 twice, last: at SIU Edwardsville (2/18/12)	4 twice, last: at SIU Edwardsville (2/18/12)
Offensive Rebounds	2 at Kent State (1/25/12)	2 at Kent State (1/25/12)
Defensive Rebounds	4 twice, last: at SIU Edwardsville (2/18/12)	4 twice, last: at SIU Edwardsville (2/18/12)
Assists	7 at Eastern Michigan (3/5/12)	7 at Eastern Michigan (3/5/12)
Turnovers	5 four times, last: at Akron (2/11/12)	5 four times, last: at Akron (2/11/12)
Blocks	1 four times, last: at Ball State (3/3/12)	1 four times, last: at Ball State (3/3/12)
Steals	3 at Western Michigan (1/11/12)	3 at Western Michigan (1/11/12)
Minutes	29 at Eastern Michigan (2/22/12)	29 at Eastern Michigan (2/22/12)

CAREER STATISTICS																													
Year	G	S	Min	Avg	FG	FGA	FG%	3FG	3FGA	3FG%	FT	FTA	FT%	Off	Def	Reb	Avg	Foul	DQ	Ast	Avg	TO	Avg	Blk	Avg	Stl	Avg	Pts	Avg
2011-12	30	11	537	17.9	53	138	.384	8	31	.258	18	34	.529	7	42	49	1.6	56	0	57	1.9	68	2.3	4	0.1	25	0.8	132	4.4
Career	30	11	537	17.9	53	138	.384	8	31	.258	18	34	.529	7	42	49	1.6	56	0	57	1.9	68	2.3	4	0.1	25	0.8	132	4.4



Stian Berg

Freshman » Guard » 6-2 » 167

Baerum, Norway » Norges Toppidretts Gymnas

BERG NOTABLES

- Averaging 5.6 points and 24.2 minutes per game over the last 17 games after averaging 1.3 points and 7.6 minutes during the first 13 contests.

- Has a career-best four assists in the MAC Tournament First Round at Eastern Michigan (March 5).

- Scored 11 points, including the final four to clinch the victory, while playing a career-high 36 minutes against Miami (Feb. 8).

- Made his first career start against Central Michigan (Jan. 14), scoring 12 points on 4-of-4 shooting from three-point range.

- Hit the first three-pointer of his career at Boise State (Nov. 26). 78 of his 100 shots have come from beyond the three-point line.

- Made his collegiate debut at Purdue (Nov. 11), playing seven minutes.

- Played club basketball with Baerum Basket in Norway, helping the team to a 19-11 record last season.

- Averaged 10.8 points, 2.4 rebounds and 2.2 assists per game last season with Baerum.

- Played for the Norwegian Under-20 National Team at the Division B European Championships this past summer.

- Averaged 13.6 points and 2.9 rebounds per game at the Championships.

- Recruited walk-on.

2011-12 SEASON GAME-BY-GAME

Opponent	Date	GS	Min	FG	FGA	Pct	3FG	3FGA	Pct	FT	FTA	Pct	O	D	Tot	Avg	PF	FO	A	TO	Blk	Stl	Pts	Avg
at Purdue	11/11/11	7	0	2	.000	0	2	.000	0	0	.000	0	0	0	0	0.0	0	0	0	1	0	0	0	0.0
UW-MILWAUKEE	11/14/11	7	1	1	1.000	0	0	.000	0	0	.000	0	2	2	1.0	0	0	0	0	0	0	0	2	1.0
at Iowa	11/17/11	9	0	4	.000	0	4	.000	0	0	.000	0	0	0	0	0.7	0	0	0	0	0	0	0	0.7
EASTERN ILLINOIS	11/20/11	8	0	3	.000	0	2	.000	0	0	.000	1	0	1	0.8	2	0	1	0	0	0	1	0	0.5
at Boise State	11/26/11	6	1	2	.500	1	2	.500	0	0	.000	0	0	0	0.6	1	0	1	0	0	0	0	3	1.0
at Utah Valley	11/28/11	2	0	1	.000	0	0	.000	0	0	.000	0	0	0	0.5	0	0	0	0	0	0	0	0	0.8
NEBRASKA-OMAHA	12/3/11	Did not play																						
at UIC	12/10/11	2	0	0	.000	0	0	.000	0	0	.000	0	0	0	0.4	0	0	0	0	0	0	1	0	0.7
DEPAUL	12/14/11	4	1	2	.500	1	2	.500	0	0	.000	0	0	0	0.4	0	0	0	0	0	0	0	3	1.0
SOUTHERN ILLINOIS	12/17/11	7	0	2	.000	0	1	.000	2	5	.400	0	0	0	0.3	1	0	0	1	0	0	0	2	1.1
VALPARAISO	12/20/11	6	1	1	1.000	1	1	1.000	0	0	.000	0	0	0	0.3	1	0	0	1	0	0	0	3	1.3
ROOSEVELT UNIV.	1/2/12	20	1	3	.333	1	2	.500	0	0	.000	0	2	2	0.5	1	0	3	0	0	0	0	3	1.5
EASTERN MICH.*	1/7/12	13	0	2	.000	0	2	.000	0	0	.000	0	0	0	0.4	0	0	2	1	0	0	0	0	1.3
at Western Michigan*	1/11/12	15	3	4	.750	0	1	.000	0	0	.000	0	2	2	0.5	2	0	2	2	0	0	0	6	1.7
CENTRAL MICH.*	1/14/12	*	26	4	4	1.000	4	4	1.000	0	0	.000	2	2	0.6	2	0	2	2	0	1	0	12	2.4
at Toledo*	1/18/12	*	28	3	7	.429	2	6	.333	0	1	.000	0	1	0.7	4	0	0	1	0	3	8	2.8	
BALL STATE*	1/21/12	*	27	1	4	.250	1	4	.250	0	0	.000	0	0	0.6	1	0	3	3	0	0	0	3	2.8
at Kent State*	1/25/12	*	22	1	3	.333	0	2	.000	7	8	.875	0	0	0.6	0	0	0	3	0	0	0	9	3.2
BUFFALO*	1/28/12	*	26	1	5	.200	1	4	.250	0	0	.000	2	2	0.7	1	0	1	2	0	0	3	3.2	
OHIO*	2/1/12	*	30	1	5	.200	1	5	.200	0	0	.000	1	2	0.7	1	0	3	2	0	0	0	3	3.2
at Bowling Green*	2/4/12	*	26	3	6	.500	3	5	.600	0	0	.000	0	0	0.7	1	0	0	0	0	0	1	9	3.5
MIAMI (OHIO)*	2/8/12	*	36	3	5	.600	2	3	.667	3	4	.750	1	1	0.7	0	0	2	1	0	1	0	11	3.8
at Akron*	2/11/12	*	25	0	6	.000	0	3	.000	0	0	.000	1	1	0.8	1	0	1	2	0	1	0	0	3.6
WESTERN MICH.*	2/15/12	*	28	1	4	.250	1	4	.250	0	2	.000	0	2	0.8	3	0	3	2	0	1	0	3	3.6
at SIU Edwardsville	2/18/12	*	21	2	3	.667	2	2	1.000	0	0	.000	1	1	0.8	3	0	1	2	0	0	0	6	3.7
at Eastern Michigan*	2/22/12	*	13	0	3	.000	0	3	.000	0	0	.000	0	1	0.8	0	0	1	1	0	0	0	0	3.6
at Central Michigan*	2/26/12	*	27	0	4	.000	0	1	.000	2	4	.500	1	0	1	0.8	2	2	2	0	0	0	2	3.5
TOLEDO*	2/26/12	*	20	3	5	.600	3	4	.750	0	0	.000	0	2	0.9	0	0	1	1	0	0	0	9	3.7
at Ball State*	3/3/12		21	1	4	.250	1	4	.250	0	0	.000	0	1	0.9	1	0	3	2	0	0	0	3	3.7
at Eastern Michigan	3/5/12		21	2	5	.400	2	5	.400	2	2	1.000	0	1	0.9	2	0	4	2	0	0	0	8	3.8
Totals		13	503	34	100	.340	27	78	.346	16	26	.615	4	22	26	0.9	30	0	36	34	0	10	111	3.8

2011-12 SEASON BESTS


Points	12	Central Michigan (1/14/12)
Field Goals	4	Central Michigan (1/14/12)
Field Goal Attempts	7	at Toledo (1/18/12)
3-Point Field Goals	4	Central Michigan (1/14/12)
3-Point Field Goal Attempts	6	at Toledo (1/18/12)
Free Throws	7	at Kent State (1/25/12)
Free Throw Attempts	8	at Kent State (1/25/12)
Rebounds	2	nine times, last: Toledo (2/29/12)
Offensive Rebounds	1	four times, last: at Central Michigan (2/26/12)
Defensive Rebounds	2	seven times, last: Toledo (2/29/12)
Assists	4	at Eastern Michigan (3/5/12)
Turnovers	3	twice, last: at Kent State (1/25/12)
Blocks	n/a	
Steals	3	at Toledo (1/18/12)
Minutes	36	Miami (2/8/12)

CAREER BESTS

Points	12	Central Michigan (1/14/12)
Field Goals	4	Central Michigan (1/14/12)
Field Goal Attempts	7	at Toledo (1/18/12)
3-Point Field Goals	4	Central Michigan (1/14/12)
3-Point Field Goal Attempts	6	at Toledo (1/18/12)
Free Throws	7	at Kent State (1/25/12)
Free Throw Attempts	8	at Kent State (1/25/12)
Rebounds	2	nine times, last: Toledo (2/29/12)
Offensive Rebounds	1	four times, last: at Central Mich. (2/26/12)
Defensive Rebounds	2	seven times, last: Toledo (2/29/12)
Assists	4	at Eastern Michigan (3/5/12)
Turnovers	3	twice, last: at Kent State (1/25/12)
Blocks	n/a	
Steals	3	at Toledo (1/18/12)
Minutes	36	Miami (2/8/12)

CAREER STATISTICS

Year	G	S	Min	Avg	FG	FGA	FG%	3FG	3FGA	3FG%	FT	FTA	FT%	Off	Def	Reb	Avg	Foul	DQ	Ast	Avg	TO	Avg	Blk	Avg	Stl	Avg	Pts	Avg
2011-12	29	13	503	17.3	34	100	.340	27	78	.346	16	26	.615	4	22	26	0.9	30	0	36	1.2	34	1.2	0	0.0	10	0.3	111	3.8
Career	29	13	503	17.3	34	100	.340	27	78	.346	16	26	.615	4	22	26	0.9	30	0	36	1.2	34	1.2	0	0.0	10	0.3	111	3.8



21 Keith Gray

Freshman » Forward » 6-6 » 205
Chicago, Ill. » Brooks Academy

GRAY NOTABLES

- Scored a career-high 15 points and tied a career-best with seven rebounds against Kent State (Jan. 25).
- Ranks fourth in the MAC in rebounding among freshmen and sixth in scoring.
- Shooting 74.5 percent from the free-throw line in the last 15 games.
- Had his third multi-block game of the season against Ohio (Feb. 1).
- Made the first start of his collegiate career against Eastern Illinois (Nov. 20). Also recorded his first multi-block game against the Panthers.
- Grabbed five rebounds in his collegiate debut at Purdue (Nov. 11).
- Averaged 15.7 points, 11.0 rebounds and 2.8 assists per game as a senior at Brooks Academy.

• Helped lead Brooks to a 28-3 record and a third-place finish in the Illinois Class 3A State Tournament.

• Named to the Champaign News Gazette All-State Second Team.

2011-12 SEASON GAME-BY-GAME

Opponent	Date	GS	Min	FG	FGA	Pct	3FG	3FGA	Pct	FT	FTA	Pct	O	D	Tot	Avg	PF	FO	A	TO	Blk	Stl	Pts	Avg	
at Purdue	11/11/11		16	0	8	.000	0	0	.000	0	0	.000	3	2	5	5.0	1	0	0	0	0	0	0	0.0	
UW-MILWAUKEE	11/14/11	10	2	2	1.000	0	0	.000	0	.000	0	.000	1	2	3.5	5	1	0	2	0	0	4	2.0		
at Iowa	11/17/11		22	2	5	.400	0	0	.000	0	0	.000	2	0	2	3.0	2	0	0	2	1	0	4	2.7	
EASTERN ILLINOIS	11/20/11	*	21	1	3	.333	0	0	.000	2	2	1.000	1	2	3	3.0	4	0	0	3	2	0	4	3.0	
at Boise State	11/26/11		14	2	2	1.000	0	0	.000	2	2	1.000	1	1	2	2.8	3	0	0	0	0	0	6	3.6	
at Utah Valley	11/28/11		15	2	4	.500	0	0	.000	0	0	.000	3	2	5	3.2	4	0	1	2	0	0	4	3.7	
NEBRASKA-OMAHA	12/3/11	*	18	1	5	.200	0	0	.000	2	4	.500	3	1	4	3.3	3	0	1	1	0	0	4	3.7	
at UIC	12/10/11		23	2	5	.400	0	0	.000	7	10	.700	1	2	3	3.3	3	0	0	1	1	2	11	4.6	
DEPAUL	12/14/11	*	12	0	2	.000	0	0	.000	1	2	.500	2	1	3	3.2	4	0	1	3	0	0	1	4.2	
SOUTHERN ILLINOIS	12/17/11	*	12	1	2	.500	0	0	.000	1	1	1.000	1	0	1	3.0	4	0	1	0	0	0	3	4.1	
VALPARAISO	12/20/11	*	24	3	6	.500	0	0	.000	3	4	.750	2	5	7	3.4	3	0	2	0	0	0	9	4.5	
ROOSEVELT UNIV.	1/2/12	*	21	2	4	.500	0	0	.000	2	6	.333	0	6	6	3.6	1	0	1	4	1	0	6	4.7	
EASTERN MICH.*	1/7/12	*	12	1	2	.500	0	0	.000	1	2	.500	1	0	1	3.4	3	0	0	3	0	0	3	4.5	
at Western Michigan*	1/11/12		20	2	4	.500	0	0	.000	2	2	1.000	0	3	3	3.4	0	0	0	0	0	0	6	4.6	
CENTRAL MICH.*	1/14/12	*	21	1	2	.500	0	0	.000	3	4	.750	0	1	1	3.2	2	0	0	2	0	0	5	4.7	
at Toledo*	1/18/12		17	2	4	.500	0	0	.000	4	4	1.000	2	2	4	3.3	1	0	0	2	0	0	8	4.9	
BALL STATE*	1/21/12	*	19	2	3	.667	0	0	.000	1	2	.500	1	3	4	3.3	3	0	0	1	2	1	5	4.9	
at Kent State*	1/25/12		27	5	7	.714	0	0	.000	5	7	.714	4	3	7	3.5	3	0	0	6	0	0	15	5.4	
BUFFALO*	1/28/12	*	9	0	3	.000	0	0	.000	4	4	1.000	2	4	3.5	5	1	0	1	0	1	0	4	5.4	
OHIO*	2/1/12	*	15	2	4	.500	0	0	.000	1	1	1.000	2	3	5	3.6	4	0	1	3	2	1	5	5.4	
at Bowling Green*	2/4/12		25	0	5	.000	0	0	.000	3	4	.750	0	0	0	3.4	5	1	1	2	0	0	3	5.2	
MIAMI (OHIO)*	2/8/12	*	14	0	3	.000	0	0	.000	2	2	1.000	0	0	0	3.3	4	0	1	1	0	0	2	5.1	
at Akron*	2/11/12		20	5	10	.500	0	0	.000	3	4	.750	4	0	4	3.3	5	1	0	0	0	1	13	5.4	
WESTERN MICH.*	2/15/12	*	18	3	6	.500	0	0	.000	3	5	.600	2	2	4	3.3	3	0	0	1	0	0	9	5.6	
at SIU Edwardsville	2/18/12		15	2	6	.333	0	0	.000	1	1	1.000	1	2	3	3.4	0	1	3	0	0	0	5	5.6	
at Eastern Michigan*	2/22/12		16	1	3	.333	0	0	.000	1	2	.500	1	3	4	3.3	4	0	1	1	0	1	3	5.5	
at Central Michigan*	2/26/12		11	0	2	.000	0	0	.000	1	2	.500	1	2	3	3.4	0	0	1	0	0	0	1	5.3	
TOLEDO*	2/26/12	*	23	2	5	.400	0	0	.000	4	5	.800	1	2	3	3.3	1	0	1	1	0	0	8	5.4	
at Ball State*	3/3/12		15	2	4	.500	0	0	.000	1	2	.500	1	2	3	3.2	4	0	0	1	0	1	5	5.4	
at Eastern Michigan	3/5/12		9	0	1	.000	0	0	.000	1	2	.500	0	1	1	3.2	1	0	0	1	0	0	1	5.2	
Totals			12	514	48	122	.393	0	0	.000	61	86	.709	43	52	95	3.2	93	4	10	51	9	8	157	5.2

2011-12 SEASON BESTS

Points	15	at Kent State (1/25/12)
Field Goals	5	twice, last: at Akron (2/11/12)
Field Goal Attempts	10	at Akron (2/11/12)
3-Point Field Goals	n/a	
3-Point Field Goal Attempts	n/a	
Free Throws	7	at UIC (12/10/11)
Free Throw Attempts	10	at UIC (12/10/11)
Rebounds	7	twice, last: at Kent State (1/25/12)
Offensive Rebounds	4	twice, last: at Akron (2/11/12)
Defensive Rebounds	6	Roosevelt (1/2/12)
Assists	1	10 times, last: Toledo (2/29/12)
Turnovers	6	at Kent State (1/25/12)
Blocks	2	three times, last: Ohio (2/1/12)
Steals	2	at UIC (12/10/11)
Minutes	27	at Kent State (1/25/12)

CAREER BESTS


Points	15	at Kent State (1/25/12)
Field Goals	5	twice, last: at Akron (2/11/12)
Field Goal Attempts	10	at Akron (2/11/12)
3-Point Field Goals	n/a	
3-Point Field Goal Attempts	n/a	
Free Throws	7	at UIC (12/10/11)
Free Throw Attempts	10	at UIC (12/10/11)
Rebounds	7	twice, last: at Kent State (1/25/12)
Offensive Rebounds	4	twice, last: at Akron (2/11/12)
Defensive Rebounds	6	Roosevelt (1/2/12)
Assists	1	10 times, last: Toledo (2/29/12)
Turnovers	6	at Kent State (1/25/12)
Blocks	2	three times, last: Ohio (2/1/12)
Steals	2	at UIC (12/10/11)
Minutes	27	at Kent State (1/25/12)

GRAY IN THE MAC RANKINGS

	ALL GAMES	RANK	CONF. RANK ONLY
Free Throw Percentage	nr	nr	.750 12th

CAREER STATISTICS

Year	G	S	Min	Avg	FG	FGA	FG%	3FG	3FGA	3FG%	FT	FTA	FT%	Off	Def	Reb	Avg	Foul	DQ	Ast	Avg	TO	Avg	Blk	Avg	Stl	Avg	Pts	Avg
2011-12	30	12	514	17.1	48	122	.393	0	0	.000	61	86	.709	43	52	95	3.2	93	4	10	0.3	51	1.7	9	0.3	8	0.3	157	5.2
Career	30	12	514	17.1	48	122	.393	0	0	.000	61	86	.709	43	52	95	3.2	93	4	10	0.3	51	1.7	9	0.3	8	0.3	157	5.2



Abdel 23 Nader

Freshman » Wing » 6-7 » 210
Skokie, Ill. » Niles North

NADER NOTABLES

- Ranks third in the MAC in scoring among freshmen. Also ranks 14th overall in points per 40 minutes at 17.3, best among conference freshmen.
- Leads the MAC in rebounding among freshmen at 4.2 per contest. Averaging 6.2 rebounds per game over the last 10 contests.
- Has scored in double figures a team-high 17 times this season.
- Also leads the MAC in blocks by freshmen, ranks fifth in steals among conference rookies and seventh in assists.
- Scored a career-best 26 points against Ball State (Jan. 21), while also recording a career-high four blocks.
- Grabbed a career-high 10 rebounds at Bowling Green (Feb. 4), just missing his first career double-double (8 points).

- Also just missed a double-double at Central Michigan (Feb. 26), with 24 points and eight rebounds.
- Has at least one block in 15 games this season and is the only freshman ranked in the top-20 in blocks in the MAC.
- Three times has recorded three steals in a game, against UW-Milwaukee (Nov. 14), Utah Valley (Nov. 28) and Toledo (Jan. 18).
- Had nine points and four rebounds while getting the start in his collegiate debut at Purdue (Nov. 11).

• Averaged 23.8 points, 8.6 rebounds and 2.8 assists per game as a senior at Niles North.

- Led the Vikings to a 24-6 record and their first sectional and league championships in the school's 47-year history.
- Named First Team All-State by the Chicago Tribune. NIU's first Chicago Tribune All-State signee since Mike Lipnisky in 1990.

• Earned Chicago Sun-Times Class 4A Second Team All-State recognition.

2011-12 SEASON GAME-BY-GAME

Opponent	Date	GS	Min	FG	FGA	Pct	3FG	3FGA	Pct	FT	FTA	Pct	O	D	Tot	Avg	PF	FO	A	TO	Blk	Stl	Pts	Avg	
at Purdue	11/11/11	*	26	4	13	.308	1	4	.250	0	0	.000	2	2	4	4.0	3	0	1	6	1	0	9	9.0	
UW-MILWAUKEE	11/14/11	*	25	2	14	.143	0	2	.000	2	3	.667	1	5	6	5.0	4	0	1	4	2	3	6	7.5	
at Iowa	11/17/11	*	30	8	19	.421	2	4	.500	0	0	.000	2	0	2	4.0	2	0	1	2	0	0	18	11.0	
EASTERN ILLINOIS	11/20/11	*	28	4	13	.308	2	5	.400	1	2	.500	0	2	2	3.5	3	0	0	3	1	0	11	11.0	
at Boise State	11/26/11	*	28	7	12	.583	2	3	.667	0	1	.000	0	4	4	3.6	2	0	2	5	1	0	16	12.0	
at Utah Valley	11/28/11	*	23	4	17	.235	0	3	.000	0	0	.000	1	5	6	4.0	2	0	0	2	1	3	8	11.3	
NEBRASKA-OMAHA	12/3/11	*	13	1	6	.167	1	2	.500	0	0	.000	1	2	3	3.9	1	0	1	0	1	0	3	10.1	
at UIC	12/10/11	*	2	0	0	.000	0	0	.000	0	0	.000	0	0	0	3.4	0	0	0	1	0	0	0	8.9	
DEPAUL	12/14/11	*	17	2	7	.286	1	4	.250	3	5	.600	0	1	1	3.1	2	0	1	2	1	0	8	8.8	
SOUTHERN ILLINOIS	12/17/11	*	32	4	14	.286	2	6	.333	4	7	.571	0	4	4	3.2	3	0	1	2	0	2	14	9.3	
VALPARAISO	12/20/11	*	32	5	16	.313	2	8	.250	0	0	.000	2	2	2	3.1	2	0	0	3	2	0	12	9.5	
ROOSEVELT UNIV.	1/2/12	*	16	5	7	.714	1	3	.333	0	0	.000	2	2	4	3.2	5	1	3	4	0	1	11	9.7	
EASTERN MICH.*	1/7/12	*	20	1	7	.143	1	5	.200	0	0	.000	1	1	1	3.0	5	1	0	3	1	1	3	9.2	
at Western Michigan*	1/11/12	*	20	4	11	.364	1	3	.333	5	7	.714	2	0	2	2.9	2	0	1	1	1	0	14	9.5	
CENTRAL MICH.*	1/14/12	*	26	8	11	.727	5	5	1.000	1	4	.250	1	4	5	3.1	5	1	2	3	0	0	22	10.3	
at Toledo*	1/18/12	*	26	1	10	.100	0	3	.000	3	6	.500	1	4	5	3.2	2	0	0	5	0	3	5	10.0	
BALL STATE*	1/21/12	*	32	9	20	.450	4	8	.500	4	6	.667	2	2	4	3.2	3	0	1	2	4	0	26	10.9	
at Ball State*	1/25/12	*	22	0	10	.000	0	2	.000	0	0	.000	3	1	4	3.3	2	0	0	3	1	0	0	10.3	
BUFFALO*	1/28/12	*	23	2	13	.154	0	5	.000	7	9	.778	0	3	3	3.3	3	0	0	3	0	0	11	10.4	
OHIO*	2/1/12	*	23	2	8	.250	1	5	.200	7	10	.700	0	3	3	3.3	4	0	1	1	1	1	12	10.5	
at Bowling Green*	2/4/12	*	26	3	10	.300	0	2	.000	2	3	.667	2	8	10	3.6	5	1	1	4	0	1	8	10.3	
MIAMI (OHIO)*	2/8/12	*	20	1	9	.111	0	2	.000	0	0	.000	4	5	5	3.6	1	0	0	3	0	1	2	10.0	
at Akron*	2/11/12	*	28	3	8	.375	2	3	.667	5	7	.714	1	4	5	3.7	1	0	1	4	0	1	13	10.1	
WESTERN MICH.*	2/15/12	*	24	3	9	.333	0	1	.000	0	0	.000	1	4	5	3.8	2	0	2	3	1	0	6	9.9	
at SIU Edwardsville	2/18/12	*	29	4	11	.364	0	4	.000	4	4	1.000	0	8	8	3.9	2	0	3	3	0	0	12	10.0	
at Eastern Michigan*	2/22/12	*	29	4	9	.444	0	4	.000	2	2	1.000	2	5	7	4.0	4	0	3	4	0	0	10	10.0	
at Central Michigan*	2/26/12	*	34	8	13	.615	3	6	.500	5	5	1.000	1	7	8	4.2	4	0	3	4	0	3	24	10.5	
TOLEDO*	2/26/12	*	27	4	11	.364	0	3	.000	4	4	1.000	2	1	3	4.1	2	0	0	1	0	0	12	10.6	
at Ball State*	3/3/12	*	28	6	11	.545	4	5	.800	0	0	.000	1	5	6	4.2	3	0	3	4	0	1	16	10.8	
at Eastern Michigan	3/5/12	*	18	1	4	.250	0	2	.000	0	1	.000	0	5	5	4.2	3	0	1	3	1	0	2	10.5	
Totals			28	727	110	323	.341	35	112	.313	59	86	.686	28	99	127	4.2	82	4	33	88	20	21	314	10.5

2011-12 SEASON BESTS

Points	26	Ball State (1/21/12)	CAREER BESTS	26	Ball State (1/21/12)
Field Goals	9	Ball State (1/21/12)		9	Ball State (1/21/12)
Field Goal Attempts	20	Ball State (1/21/12)		20	Ball State (1/21/12)
3-Point Field Goals	5	Central Michigan (1/14/12)		5	Central Michigan (1/14/12)
3-Point Field Goal Attempts	8	twice, last: Ball State (1/21/12)		8	twice, last: Ball State (1/21/12)
Free Throws	7	twice, last: Ohio (2/1/12)		7	twice, last: Ohio (2/1/12)
Free Throw Attempts	10	Ohio (2/1/12)		10	Ohio (2/1/12)
Rebounds	10	at Bowling Green (2/4/12)		10	at Bowling Green (2/4/12)
Offensive Rebounds	3	at Kent State (1/25/12)		3	at Kent State (1/25/12)
Defensive Rebounds	8	twice, last: at SIU Edwardsville (2/18/12)		8	twice, last: at SIU Edwardsville (2/18/12)
Assists	3	five times, last: at Ball State (3/3/12)		3	five times, last: at Ball State (3/3/12)
Turnovers	6	at Purdue (11/11/11)		6	at Purdue (11/11/11)
Blocks	4	Ball State (1/21/12)		4	Ball State (1/21/12)
Steals	3	four times, last: at Central Michigan (2/26/12)		3	four times, last: at Central Mich. (2/26/12)
Minutes	34	at Central Michigan (2/26/12)		34	at Central Michigan (2/26/12)

NADER IN THE MAC RANKINGS

	ALL GAMES	RANK	CONF. ONLY	RANK ONLY
Scoring	10.5	25th	11.5	18th
Blocked Shots	0.7	15th	nr	nr
Defensive Rebounds	nr	nr	3.6	15th

CAREER STATISTICS

Year	G	S	Min	Avg	FG	FGA	FG%	3FG	3FGA	3FG%	FT	FTA	FT%	Off	Def	Reb	Avg	Foul	DQ	Ast	Avg	TO	Avg	Blk	Avg	Stl	Avg	Pts	Avg
2011-12	30	28	727	24.2	110	323	.341	35	112	.313	59	86	.686	28	99	127	4.2	82	4	33	1.1	88	2.9	20	0.7	21	0.7	314	10.5
Career	30	28	727	24.2	110	323	.341	35	112	.313	59	86	.686	28	99	127	4.2	82	4	33	1.1	88	2.9	20	0.7	21	0.7	314	10.5



25 Tony Nixon

Junior » Guard » 6-4 » 207
South Holland, Ill. » Seton Academy

NIXON NOTABLES

- Posted a season-best 14 points while playing a career-high 32 minutes in the first round of the MAC Tournament at Eastern Michigan (March 5).

- Averaging 9.7 points per game over the last seven contests. Shooting 77.8 percent from the free-throw line during that stretch.

- Made his first start of the season at Eastern Michigan (Feb. 22), has started four of the last five games.

- Scored a then season-best 12 points, including five field goals, against Western Michigan (Feb. 15).

- Matched his 12-point effort with another dozen points against SIU Edwardsville (Feb. 18), including 3-of-4 from three-point range.

- His 12 points was the most since his freshmen season.

- Scored 11 points, including 3-of-5 from three-point range, in just 14 minutes of action at Boise State (Nov. 26).

- Saw his first action of the season against Eastern Illinois (Nov. 20). Had missed the first three games due to an ankle injury.

- Appeared in 25 games last season, making one start, and averaged 5.1 points and 1.9 rebounds per game.

- Scored in double figures on four occasions last season, including a career best 11 points at Bradley (Nov. 16, 2010) and at Ball State (March 5, 2011).

- Missed three games last January due to an ankle injury. The injury continued to slow Nixon for much of the remainder of the season.

- Played in all 30 games as a freshman, including five starts. Averaged 4.3 points, 1.6 rebounds and 0.5 assists per game.

2011-12 SEASON GAME-BY-GAME

Opponent	Date	GS	Min	FG	FGA	Pct	3FG	3FGA	Pct	FT	FTA	Pct	O	D	Tot	Avg	PF	FO	A	TO	Blk	Stl	Pts	Avg
at Purdue	11/11/11																							
UW-MILWAUKEE	11/14/11																							
at Iowa	11/17/11																							
EASTERN ILLINOIS	11/20/11	3	0	0	.000	0	0	.000	0	0	.000	0	0	0	0.0	1	0	0	1	0	0	0	0.0	
at Boise State	11/26/11	14	4	6	.667	3	5	.600	0	0	.000	0	3	3	1.5	2	0	0	0	0	0	1	11	5.5
at Utah Valley	11/28/11	14	1	2	.500	1	2	.500	2	4	.500	0	2	2	1.7	0	0	0	0	0	0	0	5	5.3
NEBRASKA-OMAHA	12/3/11	17	2	9	.222	1	5	.200	0	0	.000	0	0	0	1.3	0	0	2	0	0	0	1	5	5.3
at UIC	12/10/11	17	1	2	.500	1	2	.500	0	0	.000	1	1	2	1.4	1	0	1	0	0	0	0	3	4.8
DEPAUL	12/14/11	16	2	5	.400	1	2	.500	0	0	.000	2	3	5	2.0	0	0	2	0	0	0	0	5	4.8
SOUTHERN ILLINOIS	12/17/11	9	0	1	.000	0	1	.000	0	0	.000	1	1	2	2.0	2	0	0	0	0	0	1	0	4.1
VALPARAISO	12/20/11	4	0	1	.000	0	1	.000	0	0	.000	0	0	0	1.8	0	0	0	0	0	0	0	0	3.6
ROOSEVELT UNIV.	1/2/12	17	1	3	.333	0	2	.000	0	0	.000	0	4	4	2.0	0	0	1	0	0	0	0	2	3.4
EASTERN MICH.*	1/7/12	24	2	9	.222	1	7	.143	2	3	.667	2	2	4	2.2	1	0	2	3	1	0	0	7	3.8
at Western Michigan*	1/11/12	12	1	3	.333	0	1	.000	2	2	1.000	1	3	4	2.4	0	0	2	1	0	0	0	4	3.8
CENTRAL MICH.*	1/14/12	13	0	3	.000	0	2	.000	2	2	1.000	1	2	3	2.4	2	0	1	0	0	0	0	2	3.7
at Toledo*	1/18/12	17	1	4	.250	1	2	.500	0	0	.000	1	0	1	2.3	1	0	1	0	0	0	0	3	3.6
BALL STATE*	1/21/12	22	2	5	.400	0	0	.000	3	4	.750	1	4	5	2.5	3	0	0	1	0	0	3	7	3.9
at Kent State*	1/25/12	24	2	8	.250	1	2	.500	0	0	.000	1	2	3	2.5	1	0	0	1	0	0	2	5	3.9
BUFFALO*	1/28/12	26	3	7	.429	2	5	.400	0	0	.000	0	5	5	2.7	1	0	1	2	0	1	2	8	4.2
OHIO*	2/1/12	14	0	4	.000	0	1	.000	0	1	.000	1	1	2	2.6	0	0	0	1	0	0	0	0	3.9
at Bowling Green*	2/4/12	17	1	4	.250	0	1	.000	0	0	.000	1	4	5	2.8	2	0	2	1	0	0	0	2	3.8
MIAMI (OHIO)*	2/8/12	24	2	4	.500	0	1	.000	2	5	.400	3	2	5	2.9	1	0	1	0	1	0	0	6	3.9
at Akron*	2/11/12	15	0	2	.000	0	2	.000	0	0	.000	0	1	1	2.8	1	0	0	2	0	0	0	0	3.8
WESTERN MICH.*	2/15/12	18	5	7	.714	0	2	.000	2	2	1.000	0	0	0	2.7	2	0	2	1	0	0	0	12	4.1
at SIU Edwardsville	2/18/12	24	4	8	.500	3	4	.750	1	1	1.000	1	3	4	2.7	2	0	0	1	0	0	0	12	4.5
at Eastern Michigan*	2/22/12	*	30	3	9	.333	2	5	.400	2	2	1.000	2	4	2.8	1	0	0	2	0	0	0	10	4.7
at Central Michigan*	2/26/12	*	31	2	8	.250	0	1	.000	1	2	500	1	2	3	2.8	4	0	0	1	0	1	5	4.8
TOLEDO*	2/26/12	26	2	7	.286	0	3	.000	5	5	1.000	2	3	5	2.9	3	0	1	0	0	1	0	9	4.9
at Ball State*	3/3/12	*	22	2	5	.400	2	4	.500	0	0	.000	0	1	1	2.8	2	0	0	1	0	0	6	5.0
at Eastern Michigan	3/5/12	*	32	5	8	.625	1	3	.333	3	6	.500	2	3	5	2.9	0	0	2	2	0	2	14	5.3
Totals		4	502	48	134	.358	20	66	.303	27	39	.692	24	54	78	2.9	33	0	19	22	4	12	143	5.3

	2011-12 SEASON BESTS	CAREER BESTS
Points	14 at Eastern Michigan (3/5/12)	16 Tennessee State (11/20/09)
Field Goals	5 twice, last: at Eastern Michigan (3/5/12)	6 Tennessee State (11/20/09)
Field Goal Attempts	9 three times, last: at Eastern Michigan (2/22/12)	12 Tennessee State (11/20/09)
3-Point Field Goals	3 twice, last: at SIU Edwardsville (2/18/12)	4 Tennessee State (11/20/09)
3-Point Field Goal Attempts	7 Eastern Michigan (1/7/12)	10 Tennessee State (11/20/09)
Free Throws	5 Toledo (2/29/12)	6 at Toledo (2/26/11)
Free Throw Attempts	6 at Eastern Michigan (3/5/12)	8 at Toledo (2/26/11)
Rebounds	5 seven times, last: at Eastern Michigan (3/5/12)	7 Eastern Michigan (3/2/11)
Offensive Rebounds	3 Miami (2/8/12)	3 twice, last: Miami (2/8/12)
Defensive Rebounds	5 Buffalo (1/28/12)	6 Eastern Michigan (3/2/11)
Assists	2 six times, last: at Eastern Michigan (3/5/12)	3 three times, last: at Iowa State (1/3/11)
Turnovers	3 Eastern Michigan (1/7/12)	3 three times, last: Eastern Michigan (1/7/12)
Blocks	2 Buffalo (1/28/12)	2 three times, last: Buffalo (1/28/12)
Steals	3 Ball State (1/21/12)	3 twice, last: Ball State (1/21/12)
Minutes	32 at Eastern Michigan (3/5/12)	32 at Eastern Michigan (3/5/12)

CAREER STATISTICS																													
Year	G	S	Min	Avg	FG	FGA	FG%	3FG	3FGA	3FG%	FT	FTA	FT%	Off	Def	Reb	Avg	Foul	DQ	Ast	Avg	TO	Avg	Blk	Avg	Stl	Avg	Pts	Avg
2009-10	30	5	447	14.9	46	127	.362	26	78	.333	11	25	.440	16	31	47	1.6	45	1	15	0.5	23	0.8	2	0.1	6	0.2	129	4.3
2010-11	25	1	409	16.4	43	133	.323	21	77	.273	20	31	.645	14	34	48	1.9	37	1	17	0.7	18	0.7	5	0.2	8	0.3	127	5.1
2011-12	27	4	502	18.6	48	134	.358	20	66	.303	27	39	.692	24	54	78	2.9	33	0	19	0.7	22	0.8	4	0.1	12	0.4	143	5.3
Career	82	10	1358	16.6	137	394	.348	67	221	.303	58	95	.611	54	119	173	2.1	115	2	51	0.6	63	0.8	11	0.1	26	0.3	399	4.9



32 Aksel Bolin

Sophomore » Guard/Forward » 6-7 » 200
Asker, Norway » Asker

BOLIN NOTABLES

- Tied a career-high with 13 points, including 3-of-4 from three-point range, at Eastern Michigan (March 5) in the MAC Tournament.

- Also tied a career-high with three steals against the Eagles.

- Shooting 52.9 percent from the field in the last 12 contests.

- Scored a career-best 13 points against Central Michigan (Jan. 14), including 9-of-13 from the free-throw line.

- Ranks 13th in the MAC in offensive rebounding, pulling down 2.1 per game, 19th overall in rebounding in the MAC (5.1).

- Has five near double-doubles: Southern Illinois on Dec. 17 (9 pts, 12 rebs), UW-Milwaukee on Nov. 14 (9 pts, 9 rebs), Ball State on Jan. 21 (8 pts, 8 rebs), Miami on Feb. 8 (12 pts, 9 rebs) and Toledo on Feb. 26 (10 pts, 8 rebs).

- Averaging 6.5 rebounds per game in home games and 3.7 rebounds per game in road contests.

- Tied a career-high with four assists against Valparaiso (Dec. 20) and Toledo (Feb. 29).

- Made his first career start in the season opener at Purdue (Nov. 11), scoring six points with three rebounds.

- Appeared in 22 games off the bench for the Huskies last season, averaging 2.6 points and 1.7 rebounds per game.

- Missed five games during conference play a year ago due to an appendicitis.

- Shot 90 percent from the free-throw line on the season and scored in double figures twice.

- Came to NIU from Asker High School in Asker, Norway. Was a member of Norway's All-Star team each of the past four seasons.

2011-12 SEASON GAME-BY-GAME

Opponent	Date	GS	Min	FG	FGA	Pct	3FG	3FGA	Pct	FT	FTA	Pct	O	D	Tot	Avg	PF	FO	A	TO	Blk	Stl	Pts	Avg	
at Purdue	11/11/11	*	21	3	6	.500	0	1	.000	0	0	.000	2	1	3	3.0	2	0	0	2	0	1	6	6.0	
UW-MILWAUKEE	11/14/11	*	26	2	3	.667	1	1	1.000	4	6	.667	3	6	9	6.0	5	1	4	3	1	1	9	7.5	
at Iowa	11/17/11	*	27	3	3	1.000	1	1	1.000	0	0	.000	0	3	3	5.0	2	0	1	0	0	1	7	7.3	
EASTERN ILLINOIS	11/20/11	*	24	0	2	.000	0	1	.000	0	0	.000	1	5	6	5.3	1	0	1	1	0	0	0	5.5	
at Boise State	11/26/11	*	11	0	0	.000	0	0	.000	0	0	.000	1	0	1	4.4	4	0	0	2	0	0	0	4.4	
at Utah Valley	11/28/11	*	19	2	4	.500	1	1	1.000	0	0	.000	1	2	3	4.2	0	0	1	1	0	0	5	4.5	
NEBRASKA-OMAHA	12/3/11	*	24	3	6	.500	0	3	.000	2	2	1.000	3	4	7	4.6	2	0	1	3	0	1	8	5.0	
at UIC	12/10/11	*	33	0	3	.000	0	0	.000	1	1	1.000	4	4	8	5.0	4	0	0	2	0	1	1	4.5	
DEPAUL	12/14/11	*	21	1	3	.333	0	1	.000	1	2	.500	4	0	4	4.9	0	0	1	1	0	0	3	4.3	
SOUTHERN ILLINOIS	12/17/11	*	32	3	4	.750	0	1	.000	3	4	.750	8	4	12	5.6	2	0	1	4	0	1	9	4.8	
VALPARAISO	12/20/11	*	35	3	6	.500	0	3	.000	0	1	.000	1	5	6	5.6	3	0	4	1	0	0	6	4.9	
ROOSEVELT UNIV.	1/2/12	*	20	2	5	.400	1	3	.333	0	0	.000	1	0	1	5.3	1	0	1	1	0	2	5	4.9	
EASTERN MICH.*	1/7/12	*	31	1	2	.500	0	1	.000	0	0	.000	2	2	4	5.2	1	0	2	2	0	1	2	4.7	
at Western Michigan*	1/11/12	*	26	2	8	.250	0	3	.000	0	0	.000	2	2	4	5.1	2	0	1	1	0	2	4	4.6	
CENTRAL MICH.*	1/14/12	*	31	2	5	.400	0	1	.000	9	13	.692	2	6	8	5.3	1	0	2	2	0	1	13	5.2	
at Toledo*	1/18/12	*	26	2	2	1.000	0	0	.000	0	0	.000	1	2	3	5.1	2	0	1	0	0	0	4	5.1	
BALL STATE*	1/21/12	*	31	3	8	.375	2	5	.400	0	0	.000	3	5	8	5.3	4	0	2	2	0	0	8	5.3	
at Kent State*	1/25/12	*	13	0	2	.000	0	1	.000	0	0	.000	0	2	2	5.1	3	0	1	3	0	0	0	5.0	
BUFFALO*	1/28/12	*	29	3	6	.500	1	2	.500	1	3	.333	3	2	5	5.1	2	0	1	3	2	0	8	5.2	
OHIO*	2/1/12	*	25	3	4	.750	1	1	1.000	0	1	.000	2	3	5	5.1	2	0	1	3	1	1	7	5.3	
at Bowling Green*	2/4/12	*	23	3	5	.600	1	2	.500	2	2	1.000	0	3	3	5.0	1	0	0	2	0	0	9	5.4	
MIAMI (OHIO)*	2/8/12	*	27	5	8	.625	1	1	1.000	1	2	.500	6	3	9	5.2	1	0	4	2	0	0	12	5.7	
at Akron*	2/11/12	*	25	2	3	.667	0	1	.000	1	2	.500	1	3	4	5.1	2	0	1	3	0	0	5	5.7	
WESTERN MICH.*	2/15/12	*	24	0	5	.000	0	3	.000	1	2	.500	2	3	5	5.1	0	0	0	1	0	1	1	5.5	
at SIU Edwardsville	2/18/12	*	26	4	6	.667	0	1	.000	0	1	.000	2	2	4	5.1	2	0	0	1	1	0	8	5.6	
at Eastern Michigan*	2/22/12	*	26	3	8	.375	0	1	.000	2	3	.667	3	1	4	5.0	3	0	0	1	0	0	8	5.7	
at Central Michigan*	2/26/12	*	24	3	5	.600	2	2	1.000	2	3	.667	2	3	5	5.0	5	1	2	1	1	1	10	5.9	
TOLEDO*	2/26/12	*	31	4	6	.667	1	2	.500	1	1	1.000	2	6	8	5.1	3	0	4	1	0	1	10	6.0	
at Ball State*	3/3/12	*	25	2	5	.400	2	4	.500	0	0	.000	1	2	3	5.1	1	0	1	2	0	0	6	6.0	
at Eastern Michigan	3/5/12	*	34	4	7	.571	3	4	.750	2	2	1.000	0	5	5	5.1	1	0	2	1	0	3	13	6.2	
Totals			28	770	68	140	.486	18	51	.353	33	51	.647	63	89	152	5.1	62	2	39	52	6	18	187	6.2

2011-12 SEASON BESTS

Points	13	twice, last: at Eastern Michigan (3/5/12)
Field Goals	5	Miami (2/8/12)
Field Goal Attempts	8	four times, last: at Eastern Michigan (2/22/12)
3-Point Field Goals	3	at Eastern Michigan (3/5/12)
3-Point Field Goal Attempts	5	Ball State (1/21/12)
Free Throws	9	Central Michigan (1/14/12)
Free Throw Attempts	13	Central Michigan (1/14/12)
Rebounds	12	Southern Illinois (12/17/11)
Offensive Rebounds	8	Southern Illinois (12/17/11)
Defensive Rebounds	6	three times, last: Toledo (2/29/12)
Assists	4	four times, last: Toledo (2/29/12)
Turnovers	4	Southern Illinois (12/17/11)
Blocks	2	Buffalo (1/28/12)
Steals	3	at Eastern Michigan (3/5/12)
Minutes	35	Valparaiso (12/20/11)

CAREER BESTS


Points	13	twice, last: at Eastern Michigan (3/5/12)
Field Goals	5	Miami (2/8/12)
Field Goal Attempts	8	four times, last: at Eastern Mich. (2/22/12)
3-Point Field Goals	3	at Eastern Michigan (3/5/12)
3-Point Field Goal Attempts	5	Ball State (1/21/12)
Free Throws	9	Central Michigan (1/14/12)
Free Throw Attempts	13	Central Michigan (1/14/12)
Rebounds	12	Southern Illinois (12/17/11)
Offensive Rebounds	8	Southern Illinois (12/17/11)
Defensive Rebounds	6	four times, last: Toledo (2/29/12)
Assists	4	four times, last: Toledo (2/29/12)
Turnovers	4	Southern Illinois (12/17/11)
Blocks	2	twice, last: Buffalo (1/28/12)
Steals	3	twice, last: at Eastern Michigan (3/5/12)
Minutes	35	Valparaiso (12/20/11)

BOLIN IN THE MAC RANKINGS

	ALL GAMES	RANK	CONF. RANK ONLY
Rebounding	5.1	19th	5.0 T-17th
Offensive Rebounds	2.1	13th	2.0 T-15th

CAREER STATISTICS

Year	G	S	Min	Avg	FG	FGA	FG%	3FG	3FGA	3FG%	FT	FTA	FT%	Off	Def	Reb	Avg	Foul	DQ	Ast	Avg	TO	Avg	Blk	Avg	Stl	Avg	Pts	Avg
2010-11	22	0	238	10.8	16	39	.410	7	24	.292	18	20	.900	15	22	37	1.7	19	0	7	0.3	12	0.5	6	0.3	7	0.3	57	2.6
2011-12	30	28	770	25.7	68	140	.486	18	51	.353	33	51	.647	63	89	152	5.1	62	2	39	1.3	52	1.7	6	0.2	18	0.6	187	6.2
Career	52	28	1008	19.4	84	179	.469	25	75	.333	51	71	.718	78	111	189	3.6	81	2	46	0.9	64	1.2	12	0.2	25	0.5	244	4.7



43 Jeremiah Jackson

**Freshman » Forward » 6-5 » 195
Chicago, Ill. » Warren Township**

JACKSON NOTABLES

- Scored a career-best five points in 11 minutes at Kent State (Jan. 25).
- 10 of his 17 rebounds this season have come on the offensive end of the floor.
- Recorded his first career steal against Western Michigan (Feb. 15).
- Scored the first point of his NIU career on a free-throw at Iowa (Nov. 17).
- Made his collegiate debut at Purdue (Nov. 11), playing four minutes with one block.
- Averaged 9.5 points and 6.5 rebounds per game as a senior at Warren Township High School.
- Helped Warren Township to a 31-4 record and a state runner-up finish in Illinois Class 4A.
- Named All-Lake County as a senior.
- Recruited walk-on.

2011-12 SEASON GAME-BY-GAME

Opponent	Date	GS	Min	FG	FGA	Pct	3FG	3FGA	Pct	FT	FTA	Pct	O	D	Tot	Avg	PF	FO	A	TO	Blk	Stl	Pts	Avg	
at Purdue	11/11/11		4	0	0	.000	0	0	.000	0	1	.000	0	0	0	0.0	1	0	0	1	1	0	0	0.0	
UW-MILWAUKEE	11/14/11		Did not play																						
at Iowa	11/17/11		3	0	0	.000	0	0	.000	1	2	.500	2	0	2	1.0	0	0	0	1	0	0	1	0.5	
EASTERN ILLINOIS	11/20/11		3	1	2	.500	0	0	.000	0	0	.000	1	1	1.0	0	0	0	0	0	0	0	2	1.0	
at Boise State	11/26/11		5	0	0	.000	0	0	.000	0	0	.000	0	0	0	0.8	1	0	1	0	1	0	0	0.8	
at Utah Valley	11/28/11		8	2	2	1.000	0	0	.000	0	0	.000	0	1	1	0.8	1	0	0	0	0	0	4	1.4	
NEBRASKA-OMAHA	12/3/11		1	0	1	.000	0	0	.000	0	0	.000	1	0	1	0.8	0	0	0	0	0	0	0	1.2	
at UIC	12/10/11		2	0	0	.000	0	0	.000	0	0	.000	0	0	0	0.7	0	0	0	0	0	0	0	1.0	
DEPAUL	12/14/11		1	1	2	.500	0	0	.000	0	1	1.000	1	0	1	0.8	0	0	0	0	0	0	0	2.1	
SOUTHERN ILLINOIS	12/17/11		2	0	0	.000	0	0	.000	0	0	.000	0	0	0	0.7	1	0	0	0	0	0	0	1.0	
VALPARAISO	12/20/11		8	1	4	.250	0	0	.000	2	2	1.000	2	0	2	0.8	1	0	0	0	0	0	4	1.3	
ROOSEVELT UNIV.	1/2/12		3	1	1	1.000	0	0	.000	0	1	1.000	0	1	1	0.8	0	0	0	1	0	0	2	1.4	
EASTERN MICH.*	1/7/12		Did not play																						
at Western Michigan*	1/11/12		Did not play																						
CENTRAL MICH.*	1/14/12		Did not play																						
at Toledo*	1/18/12		3	0	1	.000	0	0	.000	1	4	.250	0	1	1	0.8	0	0	0	2	0	0	1	1.3	
BALL STATE*	1/21/12		3	0	0	.000	0	0	.000	0	0	.000	0	0	0	0.8	0	0	0	0	0	0	0	1.2	
at Kent State*	1/25/12		11	2	2	1.000	0	0	.000	1	3	.333	1	2	0.9	3	0	1	0	0	0	0	5	1.5	
BUFFALO*	1/28/12		16	1	1	1.000	0	0	.000	0	0	.000	0	0	0	0.8	4	0	0	1	1	0	2	1.5	
OHIO*	2/1/12		6	0	0	.000	0	0	.000	0	0	.000	0	0	0	0.8	1	0	0	0	0	0	0	1.4	
at Bowling Green*	2/4/12		9	0	1	.000	0	0	.000	0	0	.000	1	1	2	0.8	1	0	0	0	0	0	0	1.4	
MIAMI (OHIO)*	2/8/12		4	0	1	.000	0	0	.000	2	2	1.000	1	0	1	0.8	1	0	0	1	0	0	2	1.4	
at Akron*	2/11/12		9	1	2	.500	0	0	.000	0	0	.000	1	0	1	0.8	1	0	0	0	0	0	2	1.4	
WESTERN MICH.*	2/15/12		7	1	1	1.000	0	0	.000	0	0	.000	0	1	1	0.9	1	0	0	0	0	1	2	1.5	
at SIU Edwardsville	2/18/12		4	1	2	.500	0	0	.000	0	0	.000	0	0	0	0.8	1	0	1	0	1	0	2	1.5	
at Eastern Michigan*	2/22/12		1	0	0	.000	0	0	.000	0	0	.000	0	0	0	0.8	0	0	0	0	0	0	0	1.4	
at Central Michigan*	2/26/12		2	0	0	.000	0	0	.000	1	2	.500	0	0	0	0.7	0	0	0	0	0	0	1	1.4	
TOLEDO*	2/26/12		Did not play																						
at Ball State*	3/3/12		5	0	1	.000	0	0	.000	2	2	1.000	0	0	0	0.7	0	0	0	0	0	0	2	1.4	
at Eastern Michigan	3/5/12		Did not play																						
Totals			0	120	12	24	.500	0	0	.000	10	20	.500	10	7	17	0.7	18	0	2	8	3	2	34	1.4

	2011-12 SEASON BESTS		CAREER BESTS	
Points	5	at Kent State (1/25/12)	5	at Kent State (1/25/12)
Field Goals	2	twice, last: at Kent State (1/25/12)	2	twice, last: at Kent State (1/25/12)
Field Goal Attempts	4	Valparaiso (12/20/11)	4	Valparaiso (12/20/11)
3-Point Field Goals	n/a		n/a	
3-Point Field Goal Attempts	n/a		n/a	
Free Throws	2	three times, last: at Ball State (3/3/12)	2	three times, last: at Ball State (3/3/12)
Free Throw Attempts	4	at Toledo (1/18/12)	4	at Toledo (1/18/12)
Rebounds	2	four times, last: at Bowling Green (2/4/12)	2	four times, last: at Bowling Green (2/4/12)
Offensive Rebounds	2	twice, last: Valparaiso (12/20/11)	2	twice, last: Valparaiso (12/20/11)
Defensive Rebounds	1	seven times, last: Western Michigan (2/15/12)	1	seven times, last: Western Mich. (2/15/12)
Assists	1	twice, last: at Kent State (1/25/12)	1	twice, last: at Kent State (1/25/12)
Turnovers	2	at Toledo (1/18/12)	2	at Toledo (1/18/12)
Blocks	1	three times, last: Buffalo (1/28/12)	1	three times, last: Buffalo (1/28/12)
Steals	1	twice, last: at SIU Edwardsville (2/18/12)	1	twice, last: at SIU Edwardsville (2/18/12)
Minutes	16	Buffalo (1/28/12)	16	Buffalo (1/28/12)

CAREER STATISTICS

Year	G	S	Min	Avg	FG	FGA	FG%	3FG	3FGA	3FG%	FT	FTA	FT%	Off	Def	Reb	Avg	Foul	DQ	Ast	Avg	TO	Avg	Blk	Avg	Stl	Avg	Pts	Avg
2011-12	24	0	120	5.0	12	24	.500	0	0	.000	10	20	.500	10	7	17	0.7	18	0	2	0.1	8	0.3	3	0.1	2	0.1	34	1.4
Career	24	0	120	5.0	12	24	.500	0	0	.000	10	20	.500	10	7	17	0.7	18	0	2	0.1	8	0.3	3	0.1	2	0.1	34	1.4



44 Tyler Storm

Senior » Forward » 6-7 » 220
Geneseo, Ill. » Geneseo HS

STORM NOTABLES

- Shooting 94.7 percent from the free-throw line, has not missed a free throw since Nov. 17 at Iowa.

- Shooting 40.9 percent from behind the three-point arc in the last nine games.

- Played in his 100th career game against SIU Edwardsville (Feb. 18), recording six points, five rebounds, four assists, two steals and a block.

- His four assists and two steals against SIU Edwardsville (Feb. 18) both matched career-highs.

- Scored a career-best 17 points with a season-high six rebounds while playing a career-best 29 minutes against Miami (Feb. 8).

- His career-high 17 points broke a career-best set nearly three years ago (13 points vs. Akron, Feb. 15, 2009).

- Also recorded his first career multi-block game against Miami (Feb. 8).

- Rebounds are nearly equally split between the offensive and defensive ends of the floor (37 offensive, 41 defensive).

- Recorded 10 points on 4-of-8 shooting against Eastern Illinois (Nov. 20), matching his season-high from a year ago (10 at Miami, Feb. 9).

- Most experienced player on the NIU roster with 105 career games played.

- Made 22 appearances last season, all coming off the bench. Storm averaged 1.8 points and 1.8 rebounds per game.

2011-12 SEASON GAME-BY-GAME

Opponent	Date	GS	Min	FG	FGA	Pct	3FG	3FGA	Pct	FT	FTA	Pct	O	D	Tot	Avg	PF	FO	A	TO	Blk	Stl	Pts	Avg
at Purdue	11/11/11	18	2	4	.500	1	3	.333	0	0	.000	0	4	4	4.0	2	0	0	2	1	0	5	5.0	
UW-MILWAUKEE	11/14/11	17	2	3	.667	0	1	.000	2	2	1.000	1	2	3.0	2	0	0	0	1	0	1	6	5.5	
at Iowa	11/17/11	9	0	1	.000	0	1	.000	3	4	.750	0	1	1	2.3	1	0	0	0	0	0	0	3	4.7
EASTERN ILLINOIS	11/20/11	17	4	8	.500	1	1	1.000	1	1	1.000	3	0	3	2.5	0	0	0	0	0	0	10	6.0	
at Boise State	11/26/11	11	1	3	.333	1	1	1.000	0	0	.000	0	1	1	2.2	0	0	0	0	0	0	1	3	5.4
at Utah Valley	11/28/11	17	2	4	.500	1	3	.333	0	0	.000	2	0	2	2.2	2	0	1	0	0	0	2	5	5.3
NEBRASKA-OMAHA	12/3/11	19	2	5	.400	0	3	.000	0	0	.000	3	2	5	2.6	2	0	1	0	0	0	4	5.1	
at UIC	12/10/11	9	1	2	.500	0	1	.000	0	0	.000	0	2	2	2.5	1	0	1	0	0	0	0	2	4.8
DEPAUL	12/14/11	9	0	4	.000	0	0	.000	0	0	.000	2	0	2	2.4	0	0	0	1	0	0	0	0	4.2
SOUTHERN ILLINOIS	12/17/11	8	0	1	.000	0	1	.000	2	2	1.000	1	0	1	2.3	0	0	0	2	1	1	2	4.0	
VALPARAISO	12/20/11	13	0	1	.000	0	1	.000	0	0	.000	0	3	3	2.4	2	0	0	1	0	0	0	0	3.6
ROOSEVELT UNIV.	1/2/12	6	0	0	.000	0	0	.000	0	0	.000	2	2	4	2.5	0	0	0	0	0	0	0	0	3.3
EASTERN MICH.*	1/7/12	2	0	0	.000	0	0	.000	0	0	.000	0	0	0	2.3	0	0	0	0	0	0	0	0	3.1
at Western Michigan*	1/11/12	3	1	1	1.000	0	0	.000	0	0	.000	0	0	0	2.1	0	0	0	0	0	0	0	2	3.0
CENTRAL MICH.*	1/14/12	1	0	0	.000	0	0	.000	0	0	.000	0	0	0	2.0	0	0	0	0	0	0	0	0	2.8
at Toledo*	1/18/12	8	0	0	.000	0	0	.000	0	0	.000	1	0	1	1.9	0	0	0	2	0	1	0	2.6	
BALL STATE*	1/21/12	Did not play																						
at Kent State*	1/25/12	12	2	6	.333	1	3	.333	2	2	1.000	0	2	2	1.9	0	0	0	0	0	0	7	2.9	
BUFFALO*	1/28/12	23	2	7	.286	0	3	.000	1	1	1.000	1	3	4	2.1	1	0	2	1	0	1	5	3.0	
OHIO*	2/1/12	19	4	6	.667	0	1	.000	0	0	.000	4	1	5	2.2	3	0	1	0	0	0	8	3.3	
at Bowling Green*	2/4/12	8	0	1	.000	0	0	.000	0	0	.000	1	1	2	2.2	0	0	1	1	0	0	0	3.1	
MIAMI (OHIO)*	2/8/12	29	7	9	.778	3	4	.750	0	0	.000	3	6	2.4	3	4	0	0	1	2	1	17	3.8	
at Akron*	2/11/12	19	1	6	.167	0	3	.000	0	0	.000	2	3	5	2.5	4	0	0	0	1	0	2	3.7	
WESTERN MICH.*	2/15/12	20	3	7	.429	2	4	.500	1	1	1.000	2	0	2	2.5	1	0	0	0	0	0	9	3.9	
at SIU Edwardsville	2/18/12	31	0	4	.000	0	1	.000	6	6	1.000	2	3	5	2.6	1	0	4	0	1	2	6	4.0	
at Eastern Michigan*	2/22/12	11	0	0	.000	0	0	.000	0	0	.000	2	1	3	2.6	3	0	1	1	0	1	0	3.8	
at Central Michigan*	2/26/12	16	0	7	.000	0	1	.000	0	0	.000	2	2	4	2.7	2	0	0	0	0	0	0	3.7	
TOLEDO*	2/26/12	* 18	3	7	.429	2	5	.400	0	0	.000	1	2	3	2.7	2	0	1	1	0	0	8	3.9	
at Ball State*	3/3/12	20	0	5	.000	0	2	.000	0	0	.000	2	3	5	2.8	1	0	1	0	0	0	0	3.7	
at Eastern Michigan	3/5/12	18	2	2	1.000	2	2	1.000	0	0	.000	0	1	1	2.7	2	0	0	2	0	1	6	3.8	
Totals		1	411	39	104	.375	14	45	.311	18	19	.947	37	41	78	2.7	35	0	14	16	6	12	110	3.8

2011-12 SEASON BESTS

Points	17	Miami (2/8/12)	CAREER BESTS	17	Miami (2/8/12)
Field Goals	7	Miami (2/8/12)	7	Miami (2/8/12)	
Field Goal Attempts	9	Miami (2/8/12)	11	vs. Maine (11/14/08)	
3-Point Field Goals	3	Miami (2/8/12)	3	twice, last: Miami (2/8/12)	
3-Point Field Goal Attempts	5	Toledo (2/29/12)	5	twice, last: Toledo (2/29/12)	
Free Throws	6	at SIU Edwardsville (2/18/12)	6	at SIU Edwardsville (2/18/12)	
Free Throw Attempts	6	at SIU Edwardsville (2/18/12)	8	at Miami (Ohio) (1/28/09)	
Rebounds	6	Miami (2/8/12)	7	at Ball State (3/5/11)	
Offensive Rebounds	4	Ohio (2/1/12)	4	Ohio (2/1/12)	
Defensive Rebounds	4	at Purdue (11/11/11)	4	five times, last: at Purdue (11/11/11)	
Assists	4	at SIU Edwardsville (2/18/12)	4	twice, last: at SIU Edwardsville (2/18/12)	
Turnovers	2	four times, last: at Eastern Michigan (3/5/12)	4	three times, last: at Bowling Green (3/8/11)	
Blocks	2	Miami (2/8/12)	2	Miami (2/8/12)	
Steals	2	twice, last: at SIU Edwardsville (2/18/12)	2	five times, last: at SIU Edwardsville (2/18/12)	
Minutes	31	at SIU Edwardsville (2/18/12)	31	at SIU Edwardsville (2/18/12)	

CAREER STATISTICS

Year	G	S	Min	Avg	FG	FGA	FG%	3FG	3FGA	3FG%	FT	FTA	FT%	Off	Def	Reb	Avg	Foul	DQ	Ast	Avg	TO	Avg	Blk	Avg	Stl	Avg	Pts	Avg
2008-09	28	8	390	13.9	33	92	.359	18	54	.333	18	27	.667	14	30	44	1.6	34	0	18	0.6	32	1.1	4	0.1	6	0.2	102	3.6
2009-10	26	1	198	7.6	19	59	.322	9	34	.265	9	13	.692	16	14	30	1.2	22	0	9	0.3	12	0.5	0	0.0	8	0.3	56	2.2
2010-11	22	0	199	9.0	15	54	.278	2	17	.118	8	10	.800	18	22	40	1.8	30	1	11	0.5	22	1.0	2	0.1	4	0.2	40	1.8
2011-12	29	1	411	14.2	39	104	.375	14	45	.311	18	19	.947	37	41	78	2.7	35	0	14	0.5	16	0.6	6	0.2	12	0.4	110	3.8
Career	105	10	1198	11.4	106	309	.343	43	150	.287	53	69	.768	85	107	192	1.8	121	1	52	0.5	82	0.8	12	0.1	30	0.3	308	2.9

2011-12: RESULTS

Record	Overall	Home	Away	Neutral
All Games	5-25	4-11	1-14	--
MAC Games	3-13	3-5	0-8	--
Non-Conference Games	2-12	1-6	1-6	--

Date	Opponent	Result	Attendance	Top Scorer	Rebounds	Assists	Steals	Blocks
Nov. 11	at Purdue	L, 96-34	14,719	Toler (11)	Kevin Gray (7)	Ford (4)	four tied at (1)	four tied at (1)
Nov. 14	UW-Milwaukee	L, 59-57	1,025	Toler (11)	Bolin (9)	Bolin (4)	Nader (3)	Nader (2)
Nov. 17	at Iowa	L, 88-55	9,666	Nader (18)	Toler (9)	Ford (4)	three tied at (1)	three tied at (1)
Nov. 20	Eastern Illinois	L, 67-55	927	Nader (11)	Bolin (6)	Ford (4)	Berg (1)	Keith Gray (2)
					Christian (6)	Miller (4)	Miller (1)	
Nov. 26	at Boise State	L, 71-57	3,019	Nader (16)	Christian (5)	Ford (3)	four tied at (1)	Jackson (1)
								Nader (1)
Nov. 28	at Utah Valley	L, 58-47	1,044	Nader (8)	Christian (7)	Miller (3)	Nader (3)	Nader (1)
Dec. 3	Nebraska Omaha	L, 77-72	758	Toler (25)	Toler (8)	Ford (3)	Christian (2)	Nader (1)
Dec. 10	at UIC	L, 62-55	3,026	Christian (11)	Bolin (8)	Ford (4)	Keith Gray (2)	Keith Gray (1)
				Keith Gray (11)		Miller (4)		Toler (1)
Dec. 14	DePaul	L, 75-52	811	Toler (18)	Toler (13)	Miller (2)	Christian (2)	Nader (1)
							Miller (2)	
Dec. 17	Southern Illinois	L, 62-49	1,063	Nader (14)	Bolin (12)	Christian (3)	Nader (2)	Storm (1)
								Toler (1)
Dec. 20	Valparaiso	L, 59-48	850	Nader (12)	Keith Gray (7)	Miller (6)	Miller (3)	Nader (2)
Jan. 2	Roosevelt University	W, 72-46	794	Christian (14)	Kevin Gray (9)	three tied at (3)	Bolin (2)	Keith Gray (1)
							Ford (2)	
Jan. 7	Eastern Michigan*	L, 47-40	615	Toler (11)	Christian (6)	Miller (4)	Ford (2)	three tied at (1)
Jan. 11	at Western Michigan*	L, 77-68	2,518	Toler (15)	three tied at (4)	four tied at (2)	Ford (3)	Kevin Gray (1)
								Nader (1)
Jan. 14	Central Michigan*	W, 74-66	1,141	Nader (22)	Bolin (8)	four tied at (2)	four tied at (1)	Toler (1)
Jan. 18	at Toledo*	L, 71-41	4,015	Berg (8)	Kevin Gray (6)	five tied at (1)	Berg (3)	Christian (1)
				Keith Gray (8)			Nader (3)	Kevin Gray (1)
Jan. 21	Ball State*	L, 75-65	1,961	Nader (26)	Bolin (8)	Berg (3)	Nixon (3)	Nader (4)
Jan. 25	at Kent State*	L, 90-56	2,753	Keith Gray (15)	Keith Gray (7)	Miller (2)	three tied at (2)	Ford (1)
								Nader (1)
Jan. 28	Buffalo*	L, 74-59	1,427	Nader (11)	Bolin (5)	Storm (2)	Ford (2)	Bolin (2)
					Nixon (5)			Nixon (2)
Feb. 1	Ohio*	L, 67-58	784	Christian (15)	three tied at (5)	Berg (3)	three tied at (1)	Keith Gray (2)
Feb. 4	at Bowling Green*	L, 65-40	2,144	Berg (9)	Nader (10)	Christian (2)	three tied at (1)	none
				Bolin (9)		Nixon (2)		
Feb. 8	Miami (Ohio)*	W, 62-59	768	Storm (17)	Bolin (9)	Bolin (4)	three tied at (1)	Kevin Gray (2)
								Storm (2)
Feb. 11	at Akron*	L, 75-51	4,378	Keith Gray (13)	Kevin Gray (6)	four tied at (1)	four tied at (1)	Kevin Gray (1)
				Nader (13)				Storm (1)
Feb. 15	Western Michigan*	L, 78-53	1,020	Nixon (12)	three tied at (5)	Berg (3)	five tied at (1)	two tied at (1)
Feb. 18	at SIU Edwardsville	L, 64-62	1,458	Nader (12)	Nader (8)	Storm (4)	Storm (2)	Bolin (1)
				Nixon (12)				Storm (1)
Feb. 22	at Eastern Michigan*	L, 48-45	813	Nader (10)	Nader (7)	Ford (5)	Christian (2)	none
				Nixon (10)				
Feb. 26	at Central Michigan*	L, 74-64	1,113	Nader (24)	Nader (8)	Nader (3)	Nader (3)	Bolin (1)
Feb. 29	Toledo*	W, 65-61	996	Nader (12)	Bolin (8)	Bolin (4)	three tied at (1)	Ford (1)
Mar. 2/3	at Ball State*	L, 62-51	3,935	Nader (16)	Nader (6)	three tied at (3)	four tied at (1)	Ford (1)
Mar. 5	at Eastern Michigan	W, 55-52	843	Nixon (14)	three tied at (5)	Ford (7)	Bolin (3)	Kevin Gray (2)
Mar. 7	v. Western Michigan/Ball State							
Mar. 8	v. Kent State							
Mar. 9	v. Akron							
Mar. 10	MAC Championship							

* denotes Mid-American Conference games

2011-12: BOX SCORES



GAME 1
NIU: 34
Purdue: 96



November 11, 2011 • Mackey Arena
West Lafayette, Ind.

WEST LAFAYETTE, Ind. -- The Northern Illinois men's basketball fell, 96-34, to Purdue in its season opener on Friday night on re-dedication night at Mackey Arena. Senior forward Tim Toler led the Huskies with 11 points.

Freshman wing Abdel Nader added nine points while freshman forward Kevin Gray grabbed a game-high seven rebounds. Purdue was led by All-American Robbie Hummel who scored a game-high 21 points.

The tenacious Boilermaker defense helped force NIU into 24.6 percent (14-of-57) shooting from the field and 28 turnovers as Purdue won its 18th-straight home game at Mackey Arena, tied for the third-longest home win streak in venue history.

Purdue jumped out to a quick start, scoring the first seven points of the contest before Nader got the Huskies on the scoreboard with a jumper from the right elbow.

The Boilermaker lead grew to 18-2 with 13:37 to play in the first half as Purdue opened the game 4-of-6 from beyond the three-point arc.

Following a timeout, Nader found sophomore guard Aksel Bolin at the basket to end the 11-0 Purdue run. The Huskies slowed down the Boilermaker momentum following the Bolin bucket, holding Purdue without a field goal for nearly five minutes.

Purdue pushed its lead to 46-17 with a 15-2 run late in the first half before Toler buried a triple from the wing just before the buzzer as the sounded to end the opening 20 minutes.

The Boilermakers shot 44.1 percent in the first half (15-of-34), including 46.2 percent from beyond the three-point arc (6-of-13), while holding NIU to just 26.7 percent shooting (8-of-30).

Purdue was red-hot out of the locker room in the second half, connecting on three triples in the first two minutes. The Boilermakers made 8-of-15 three-point attempts in the second half and finished the game 14-of-28 from beyond the arc.

No.	NIU	FG	3FG	FT	O-D	TOT	F	TP	A	TO	B	S	MIN
5	Toler, T.	4-8	1-3	2-2	2-2	4	0	11	0	3	0	0	18
3	Christian, A.	0-6	0-2	0-0	1-2	3	2	0	2	2	0	1	19
15	Ford, M.	0-5	0-2	0-0	0-2	2	3	0	4	5	1	1	25
32	Bolin, A.	3-6	0-1	0-0	2-1	3	2	6	0	2	0	1	21
23	Nader, A.	4-13	1-4	0-0	2-2	4	3	9	1	6	1	0	26
11	Miller, Z.	1-3	0-1	0-0	1-0	1	3	2	0	2	0	0	20
13	Gray, Kevin	0-2	0-0	1-2	1-6	7	3	1	0	4	0	1	20
20	Berg, S.	0-2	0-2	0-0	0-0	0	0	0	0	1	0	0	7
21	Gray, Keith	0-8	0-0	0-0	3-2	5	1	0	0	0	0	0	16
35	Barnette, D.	0-0	0-0	0-0	0-0	0	3	0	0	0	0	0	6
43	Jackson, J.	0-0	0-0	0-1	0-0	0	1	0	0	1	1	0	4
44	Storm, T.	2-4	1-3	0-0	0-4	4	2	5	0	2	1	0	18
TEAM		4-0 4											
TOTALS		14-57	3-18	3-5	16-21	37	23	34	7	28	4	4	200
TOTAL FG%:		1st: 8-30	.267	2nd: 6-27	.222	Game: 14-57		.246					
3-PT FG%:		1st: 2-11	.182	2nd: 1-7	.143	Game: 3-18		.167					
FT%:		1st: 2-2	1.00	2nd: 1-3	.333	Game: 3-5		.600					

No.	Purdue	FG	3FG	FT	O-D	TOT	F	TP	A	TO	B	S	MIN
4	Hummel, R.	8-13	5-7	0-0	0-1	1	1	21	1	0	0	1	20
12	Barlow, K.	3-7	0-1	8-8	1-2	3	2	14	1	1	1	3	21
23	Jackson, L.	2-6	1-4	0-0	1-1	2	0	5	3	3	0	2	19
24	Smith, R.	2-4	2-4	2-2	0-2	2	2	8	3	1	0	1	23
50	Carroll, T.	2-7	1-2	0-0	1-3	4	0	5	2	0	2	1	16
0	Johnson, T.	4-7	0-2	4-6	1-4	5	1	12	4	0	0	1	21
1	Johnson, A.	3-9	3-4	3-5	0-2	2	2	12	2	1	0	1	22
14	Anthrop, D.	1-3	0-1	0-0	1-3	4	1	2	1	0	0	2	10
21	Byrd, D.J.	2-4	2-3	0-0	0-1	1	0	6	1	0	0	0	11
30	Beshears, N.	0-0	0-0	0-0	0-0	0	0	0	2	0	0	0	4
34	Lawson, J.	1-3	0-0	1-2	4-1	5	4	3	0	1	2	1	17
55	Marcus, S.	3-4	0-0	2-3	0-5	5	0	8	1	2	1	1	16
TEAM		6-3 9											
TOTALS		31-67	14-28	20-26	15-28	43	13	96	23	9	6	14	200
TOTAL FG%:		1st: 15-34	.441	2nd: 16-33	.485	Game: 31-67		.463					
3-PT FG%:		1st: 6-13	.462	2nd: 8-15	.533	Game: 14-28		.500					
FT%:		1st: 10-12	.833	2nd: 10-14	.714	Game: 20-26		.769					

Technical Fouls: none

Officials: Lamont Simpson, Tim Stewart, Donnie Epley
Attendance: 14,719

Score by Half

Northern Illinois	20-14	34
Purdue	46-50	96



GAME 2
NIU: 57
UW-Milwaukee: 59



November 14, 2011 • NIU Convocation Center
DeKalb, Ill.

DEKALB, Ill. -- Trailing by 12 at halftime, the Northern Illinois men's basketball team fought back saw its second half rally come up just short, falling 59-57 to UW-Milwaukee on Monday night at the NIU Convocation Center. Senior forward Tim Toler led the Huskies with 11 points and sophomore guard Aksel Bolin scored nine points and grabbed a career-best nine rebounds.

NIU held UW-Milwaukee to just 25.8 percent (8-of-31) shooting in the second half. The Huskies outscored the Panthers 25-4 off the bench, including nine from freshman guard Zach Miller; 10 different Huskies scored in the contest.

Both teams started slowly offensively, each going 2-of-7 from the floor to open the contest. Leading by a pair, Milwaukee used an 11-4 run to take a 17-8 lead just past the midway point of the opening half.

Toler converted an old-fashioned three-point play to cut the gap to six, but the Panthers scored the next five to push the lead to double figures, 22-11, with 6:25 to play before the half.

UW-Milwaukee extended its lead to 14, its largest lead of the half, with nine seconds left in the half before Miller hit a floater as time expired to cut the Panther lead to 35-23 at the intermission.

Trailing by 11 early in the second half, freshman wing Abdel Nader converted a three-point play and freshman guard Stian Berg made a layup on the break to pull NIU within a half-dozen, 37-31, with 16:13 left in the second half.

Following a timeout, freshman forward Keith Gray knocked down a 15-footer and freshman forward Kevin Gray put home a layup to pull the Huskies within a pair, 37-35.

A pair of free throws from Bolin brought the Huskies within one, 39-38, and a baseline jumper from Toler gave NIU the lead with just over 11 minutes remaining.

The lead swung back-and-forth until the Panthers, leading by one, used a five-point burst to take a 51-45 lead with just under four minutes to play.

NIU got back within three on four different occasions but was unable to get any closer until Miller nailed a triple with five seconds left.

After a Huskie foul, Paris Gully split a pair of free throws for Milwaukee and sophomore guard Antone Christian's desperation heave came up short as the Panthers escaped with a two-point win.

No.	NIU	FG	3FG	FT	O-D	TOT	F	TP	A	TO	B	S	MIN
5	Toler, T.	5-13	0-3	1-1	2-3	5	4	11	0	2	2	0	31
32	Bolin, A.	2-3	1-1	4-6	3-6	9	5	9	4	3	1	1	26
3	Christian, A.	1-8	0-2	2-2	4-2	6	1	4	2	2	0	0	29
15	Ford, M.	1-4	0-1	0-0	0-1	1	0	2	0	5	0	2	13
23	Nader, A.	2-14	0-2	2-3	1-5	6	4	6	1	4	2	3	25
11	Miller, Z.	2-3	1-2	4-4	0-3	3	2	9	0	3	0	0	25
13	Gray, Kevin	2-3	0-0	0-0	0-2	2	1	4	0	1	0	0	13
20	Berg, S.	1-1	0-0	0-0	0-2	2	0	2	0	0	0	0	7
21	Gray, Keith	2-2	0-0	0-0	1-1	2	5	4	0	2	0	0	10
35	Barnette, D.	0-0	0-0	0-0	0-2	2	1	0	0	0	0	1	4
44	Storm, T.	2-3	0-1	2-2	1-1	2	2	6	0	1	0	1	17
TEAM		0-1 1											
TOTALS		20-54	2-12	15-18	12-29	41	35	57	7	23	5	8	200
TOTAL FG%:		1st: 10-27	.370	2nd: 10-27	.370	Game: 20-54		.370					
3-PT FG%:		1st: 0-6	.000	2nd: 2-6	.333	Game: 2-12		.167					
FT%:		1st: 3-3	1.00	2nd: 12-15	.800	Game: 15-18		.833					

No.	UW-Milwaukee	FG	3FG	FT	O-D	TOT	F	TP	A	TO	B	S	MIN
3	Kelm, J.	4-9	1-2	1-4	0-2	2	4	10	1	2	0	0	25
42	Haarsma, K.	5-7	1-2	4-6	4-8	12	2	15	0	2	0	1	36
1	McCallum, J.	5-13	2-7	0-0	1-4	5	3	12	1	0	0	2	33
2	Williams, K.	3-11	1-4	1-3	2-3	5	4	8	6	5	0	0	36
4	Allen, R.	2-6	0-1	6-10	2-4	6	3	10	0	1	0	2	32
5	Boga, S.	0-3	0-1	0-0	0-0	0	0	2	1	0	0	0	5
14	Gulley, P.	0-3	0-1	1-2	1-0	1	0	1	0	0	0	0	10
15	Harris, D.	0-0	0-0	0-0	1-0	1	2	0	0	2	0	1	8
22	Richard, E.	0-2	0-1	0-0	0-0	0	0	0	0	1	0	0	7
44	Haggerty, R.	1-1	1-1	0-0	0-0	0	1	3	0	0	0	1	8
TEAM		2-3 5											
TOTALS		20-55	6-20	13-25	13-24	37	19	59	10	15	0	7	200
TOTAL FG%:		1st: 12-24	.500	2nd: 8-31	.258	Game: 20-55		.364					
3-PT FG%:		1st: 4-9	.444	2nd: 2-11	.182	Game: 6-20		.300					
FT%:		1st: 7-11	.636	2nd: 6-14	.429	Game: 13-25		.520					

Technical Fouls: none

Officials: Ted Valentine, Terry Anderson, Steve McJunkins
Attendance: 1,025

Score by Half

UW-Milwaukee	35-24	59
Northern Illinois	23-34	57



GAME 3
NIU: 55
Iowa: 88



November 17, 2011 • Carver-Hawkeye Arena
Iowa City, Iowa

IOWA CITY, Iowa -- Freshman wing Abdel Nader scored a career-best 18 points, but the Northern Illinois men's basketball team fell at Iowa, 88-55, on Thursday night at Carver-Hawkeye Arena. The Hawkeyes shot 54.1 percent (33-of-61) from the field in the contest, including 61.9 percent (13-of-21) from outside the three-point arc.

Senior forward Tim Toler nearly recorded a double-double with 10 points and nine rebounds.

After falling behind 4-0 early, the Huskies responded with a basket from Nader and a triple by Toler. Toler added two more jumpers to help NIU to an 11-9 lead four minutes into the game.

Out of a timeout, Iowa scored five-straight until a Nader layup cut the Hawkeye lead back to one, 14-13. The Hawkeyes responded with a 9-3 burst to lead 23-16 with 11:42 to play in the first half. Despite the deficit, NIU started the game 7-of-8 from the field.

Still leading by seven, Iowa used a 9-0 run to push its lead to 37-21. Back-to-back trifectas from Nader and sophomore guard Antone Christian helped NIU pull the Hawkeye advantage back to 37-27 with 3:25 to play before the intermission.

Iowa finished the half with a 12-3 run to take a 49-30 lead into the break.

Nader and Iowa's Matt Gatens each had 11 points in the first half to lead the way, Toler added 10 for the Huskies. The Hawkeyes shot 62.1 percent (18-of-29) in the opening 20 minutes, including 7-of-9 (77.8 percent) from beyond the arc. NIU shot 52.2 percent (12-of-23) in the opening half, 4-of-10 from three-point range.

Christian knocked down a pair of free throws to open the second half, but Iowa came back with a 13-2 run to push its lead to 62-34 with 15 minutes remaining.

NIU shot just 22.6 percent (7-of-31) in the second half, but the Huskies turned the ball over just six times in the final 20 minutes.

No.	NIU	FG	3FG	FT	O-D	TOT	F	TP	A	TO	B	S	MIN
5	Toler, T.	4-11	2-5	0-0	2-7	9	2	10	1	5	1	0	23
23	Nader, A.	8-19	2-4	0-0	2-0	2	2	18	1	2	0	0	30
32	Bolin, A.	3-3	1-1	0-0	0-3	3	2	7	1	0	0	1	27
3	Christian, A.	1-5	1-5	2-2	2-2	4	1	5	1	4	0	1	15
15	Ford, M.	1-3	0-1	2-4	0-3	3	0	4	4	1	0	0	23
11	Miller, Z.	0-2	0-1	0-0	0-1								

2011-12: BOX SCORES



GAME 4 NIU: 55



Eastern Illinois: 67
November 20, 2011 • NIU Convocation Center
DeKalb, Ill.

DEKALB, Ill. -- Tied with just under eight minutes to play, Eastern Illinois used a 20-8 run to close the game to defeat the Northern Illinois men's basketball team, 67-55, on Sunday afternoon at the NIU Convocation Center. Freshman wing Abdel Nader scored 11 points to lead the Huskies.

An early 8-0 run gave Eastern Illinois a 10-2 lead just 2:45 into the contest. The Panther lead reached 10, 16-6, until putback by senior forward Tyler Storm started a 7-0 burst for the Huskies.

Nader made a layup on the break and redshirt sophomore Antone Christian connected on a triple from the wing to trim the Eastern Illinois lead to just three, 16-13, midway through the first half.

The Panther lead grew back to four until a basket by freshman guard Marquavese Ford and a trifecta from Nader put the Huskies ahead, 19-18, with just under eight minutes to play in the first half.

Five-straight points put Eastern Illinois back in front, 23-19. The Panthers pushed their lead back to as much as six, 33-27; before baskets by freshman forward Keith Gray and senior forward Tim Toler helped the Huskies trim the lead back to a pair at the break, 33-31.

Eastern Illinois scored the first six points to start the second half, taking a 39-31 lead until a triple by Christian brought the Huskies back within five.

After the teams traded baskets, Storm hit a three and Toler made a pair of free throws to tie the game, 41-41, with just under 13 minutes left in the second half.

Storm finished with a season-high 10 points.

Still tied with under seven minutes left, Eastern Illinois scored seven-straight to lead 54-47. Nader made a free throw to end the Panthers run, but Eastern Illinois answered with seven more to push their lead to 61-48 with just under three minutes to play.

Northern Illinois made just three field goals in the final eight minutes of the contest.

No.	NIU	FG	3FG	FT	O-D	TOT	F	TP	A	TO	B	S	MIN												
21	Gray, Keith	1-3	0-0	2-2	1-2	3	4	4	0	3	2	0	21												
23	Nader, A.	4-13	2-5	1-2	0-2	2	3	11	0	3	1	0	28												
3	Christian, A.	3-8	2-4	0-0	3-3	6	4	8	2	2	0	0	24												
15	Ford, M.	3-5	1-2	2-2	0-3	3	0	9	4	1	0	0	23												
24	Bolin, A.	0-2	0-1	0-0	1-5	6	1	0	1	1	0	0	24												
5	Toler, T.	3-8	0-3	3-4	2-3	5	3	9	0	2	0	0	22												
11	Miller, Z.	0-2	0-2	0-0	0-1	1	2	0	4	2	0	1	18												
13	Gray, Kevin	0-0	0-0	2-2	1-0	1	1	2	1	0	0	0	8												
20	Berg, S.	0-3	0-2	0-0	1-0	1	2	0	1	0	0	1	8												
25	Nixon, T.	0-0	0-0	0-0	0-0	0	1	0	0	1	0	0	3												
35	Barnette, D.	0-0	0-0	0-0	0-0	0	0	0	0	1	0	0	1												
43	Jackson, J.	1-2	0-0	0-0	0-1	1	0	2	0	0	0	0	3												
44	Storm, T.	4-8	1-1	1-1	3-0	3	0	10	0	0	0	0	17												
TEAM					2-4		6																		
TOTALS		19-54		6-20		11-13		14-24		38		21		55		13		18		3		2		200	
TOTAL FG%:		1st: 11-25		.440		2nd: 8-29		.276		Game: 19-54		.352													
3-PT FG%:		1st: 3-9		.333		2nd: 3-11		.273		Game: 6-20		.300													
FT%:		1st: 6-7		.857		2nd: 5-6		.833		Game: 11-13		.846													

No.	Eastern Illinois	FG	3FG	FT	O-D	TOT	F	TP	A	TO	B	S	MIN												
22	Jones, T.	3-6	2-4	0-0	0-1	1	1	8	0	0	0	0	18												
23	Doss, L.C.	3-7	2-4	0-0	0-0	0	3	8	1	0	0	0	22												
34	Sanders, Z.	1-4	0-0	4-6	0-3	3	4	6	1	1	1	4	24												
10	McKinnie, A.	5-7	0-0	2-4	3-3	6	2	12	0	2	1	2	32												
12	Granger, J.	3-8	0-2	10-11	0-3	3	0	16	6	2	0	1	37												
4	Miller, J.	1-2	1-2	4-4	0-1	1	0	7	1	2	0	0	15												
5	Herron, M.	3-8	1-4	0-0	0-0	0	1	7	0	0	1	1	12												
15	Hollowell, J.	0-3	0-0	0-0	0-1	1	2	0	0	0	0	0	7												
20	Woods, M.	1-1	0-0	0-0	0-1	1	2	0	0	0	0	0	4												
21	Akers, A.	0-3	0-1	0-0	0-0	0	0	0	2	0	0	0	12												
31	McFarlin, N.	0-0	0-0	0-0	0-0	0	0	0	0	0	0	0	3												
55	Piper, J.	0-4	0-0	1-2	4-4	8	0	1	1	0	0	0	14												
TEAM					2-5		7																		
TOTALS		20-53		6-18		21-27		9-22		31		14		67		12		7		3		8		200	
TOTAL FG%:		1st: 13-30		.433		2nd: 7-23		.304		Game: 20-53		.377													
3-PT FG%:		1st: 5-9		.556		2nd: 1-9		.111		Game: 6-18		.333													
FT%:		1st: 2-4		.500		2nd: 19-23		.826		Game: 21-27		.778													

Technical Fouls: none

Officials: Greg Remmegarbe, Rob Kruger, Rick O'Neill

Attendance: 927

Score by Half

Eastern Illinois.....	33-34	67
Northern Illinois.....	31-24	55



GAME 5 NIU: 57



Boise State: 71
November 26, 2011 • Taco Bell Arena
Boise, Idaho

BOISE, Idaho -- Freshman wing Abdel Nader scored 16 points and junior guard Tony Nixon added 11, but the Northern Illinois men's basketball team fell, 71-57, at Boise State on Saturday night.

With Boise State leading early, 6-2, Nixon and freshman guard Zach Miller each connected on a triple to give NIU a two-point advantage with 12:34 to play in the first half.

The Broncos regained the lead, 11-8, with a three 8:34 before the half as both teams struggled out of the gate offensively, NIU opening just 3-of-12 while Boise State started 4-of-19.

A basket by Nader pulled the Huskies back within one until a pair of buckets from the Broncos gave Boise State a 15-10 lead with just under five minutes to play before the half.

The lead grew to seven, but senior forward Tyler Storm hit a trifecta from the corner and Nixon made a scooping layup to bring the Huskies within a pair, but the Broncos scored the final eight points of the half to take a 27-17 lead into the break.

Nixon had five in the opening 20 minutes to lead NIU; Kenny Buckner led Boise State with six. The Broncos shot 34.5 percent (10-of-29) in the first half while the Huskies went 7-of-22 (31.8 percent) from the floor.

The Broncos scored the first four points out of the intermission before senior forward Tim Toler answered with a three for NIU.

Boise State responded with back-to-back threes, taking a 37-20 lead with just under 16 minutes to play. Jeff Elorriaga made four triples in the game for the Broncos, all in the second half.

The Bronco lead grew to as much as 25, but NIU didn't quit, outscoring Boise State 20-9 in the final six minutes. Nader scored 14 of his team-high 16 points after the intermission, going 7-of-12 from the floor. Freshman forward Keith Gray also added a six point burst during the late Huskie rally.

Northern Illinois shot 55.6 percent (15-of-27) from the floor in the second half, including 50 percent (7-of-14) from beyond the three-point arc. The Huskies out-rebounded the Broncos, 33-29.

Anthony Drmic led Boise State with 18 points in the contest.

No.	NIU	FG	3FG	FT	O-D	TOT	F	TP	A	TO	B	S	MIN										
21	Gray, Keith	2-2	0-0	2-2	1-1	2	3	6	0	0	0	0	14										
32	Bolin, A.	0-0	0-0	0-0	1-0	1	4	0	0	2	0	0	11										
3	Christian, A.	2-11	1-6	1-2	2-3	5	1	6	1	2	0	0	17										
15	Ford, M.	0-3	0-1	0-0	0-4	4	1	0	3	4	0	1	23										
23	Nader, A.	7-12	2-3	0-1	0-4	4	2	16	2	5	1	0	28										
5	Toler, T.	3-6	1-4	0-0	0-4	4	1	7	1	5	0	0	27										
11	Miller, Z.	1-2	1-2	0-0	0-1	1	4	3	2	3	0	0	19										
13	Gray, Kevin	1-1	0-0	0-0	0-4	4	1	2	0	0	0	0	22										
20	Berg, S.	1-2	1-2	0-0	0-0	0	1	3	1	0	0	0	6										
25	Nixon, T.	4-6	3-5	0-0	0-3	3	2	11	0	0	0	1	14										
35	Barnette, D.	0-1	0-1	0-0	0-1	1	0	0	0	0	0	0	3										
43	Jackson, J.	0-0	0-0	0-0	0-0	0	1	0	1	0	1	0	5										
44	Storm, T.	1-3	1-1	0-0	0-1	1	0	3	0	0	0	0	11										
TEAM					2-1		3																
TOTALS		22-49		10-25		3-5		6-27		33		21		57		11		21		4		200	
TOTAL FG%:		1st: 7-22		.318		2nd: 15-27		.556		Game: 22-49		.449											
3-PT FG%:		1st: 3-11		.273		2nd: 7-14		.500		Game: 10-25		.400											
FT%:		1st: 0-0		.000		2nd: 3-5		.600		Game: 3-5		.600											

No.	Boise State	FG	3FG	FT	O-D	TOT	F	TP	A	TO	B	S	MIN										
23	Watkins, R.	0-2	0-0	0-2	1-1	2	2	0	0	1	1	2	13										
42	Buckner, K.	3-5	0-0	2-2	3-3	6	0	8	2	1	0	1	23										
3	Drmic, A.	5-14	4-10	4-6	2-2	4	1	18	3	2	1	5	29										
11	Elorriaga, J.	4-10	4-10	2-2	0-1	1	0	14	1	0	0	0	29										
30	Perryman, W.	1-3	0-1	2-4	0-3	3	1	4	3	1	0	2	26										
2	Marks, D.	3-3	0-0	2-4	0-2	2	3	8	2	3	0	0	14										
12	Hadziomerovic, I.	3-4	0-0	0-0	0-2	2	2	6	1	2	0	2	22										
15	Bropoleh, T.	4-11	2-4	0-0	3-1	4	0	10	1	0	0	1	27										
22	Wiley, D.	1-3	1-2	0-0	0-1	1	2	3	0	0	0	0	11										
33	Crayton, J.	0-0	0-0	0-1	0-0	0	0	0	0	0	0	0	6										
TEAM					0-4		4																
TOTALS		24-55		11-27		12-21		9-20		29		11		71		13		13		2		200	
TOTAL FG%:		1st: 10-29		.345		2nd: 14-26		.538		Game: 24-55		.436											
3-PT FG%:		1st: 3-12		.250		2nd: 8-15		.533		Game: 11-27		.407											
FT%:		1st: 4-9		.444		2nd: 8-12		.750		Game: 12-21		.571											

Technical Fouls: none

Officials: Dick Cartmell, Lonnie Dixon, Bruce Hicks

Attendance: 3,019

Score by Half

Northern Illinois.....	17-40	57
Boise State.....	27-44	71



GAME 6 NIU: 47



Utah Valley: 58
November 28, 2011 • UCCU Center
Orem, Utah

OREM, Utah --The Northern Illinois men's basketball dropped a 58-47 decision on the road at Utah Valley on Monday night. The Huskies and Wolverines were tied with 16 minutes left in the contest, but an untimely scoring drought by NIU helped propelled Utah Valley to the win.

Freshman wing Abdel Nader scored a team-high eight points while also grabbing six rebounds and collecting three steals.

A Tim Toler triple and a layup by freshman forward Keith Gray gave NIU an early 5-1 lead, a lead it would hold for most of the opening 10 minutes.

The Huskies led by one, 13-12, until back-to-back threes by Utah Valley put the Wolverines on top, 18-13, with just over eight minutes to play in the first half. A layup by Toler ended a four minute drought for the Huskies and ignited a 7-2 burst that tied the game, 20-20. Sophomore Aksel Bolin connected on a triple and Toler added another layup to even the score.

Once again, back-to-back triples gave Utah Valley a six-point lead. Senior forward Tyler Storm and Nader responded with buckets to bring the Huskies within a pair; a free-throw by Utah Valley closed the first half scoring and gave the Wolverines a 27-24 lead at the break.

The Utah Valley lead reached five to begin the second half until a coast-to-coast dunk by Nader and a triple from Storm evened the game, 29-29.

The Storm trifecta was followed by a 14-0 Utah Valley run, giving the Wolverines a 43-29 lead just before the midway point of the second half.

The Huskies were held scoreless for nearly seven minutes as Utah Valley built a lead that was too much to overcome.

NIU committed a season-low 10 turnovers and kept Utah Valley 12 points under its season average.

Isiah Williams finished with a game-high 15 for the Wolverines, Geddes Robinson added 12 points and

2011-12: BOX SCORES



GAME 7
NIU: 72



Nebraska Omaha: 77
December 3, 2011 • NIU Convocation Center
DeKalb, Ill.

DEKALB, Ill. -- Senior forward Tim Toler scored a career-best 25 points and freshman guard Marquavese Ford also recorded a career-high with 16 points, but the Northern Illinois men's basketball team dropped a 77-72 decision at home to Nebraska Omaha on Saturday afternoon.

The Huskies committed a season-low eight turnovers and out-rebounded the Mavericks 40-34, but were unable to overcome 52.9 percent (27-of-51) shooting from the field by Nebraska Omaha.

Nebraska Omaha raced out to an early 13-4 lead as the Mavericks drained a trio of triples in the opening four minutes of the contest. The Mavericks led grew to 19-6 as the Huskies opened the game just 2-of-13 from the field.

A 9-2 NIU run trimmed the Nebraska Omaha lead to just six, 21-15, with 10:24 to play in the half. Toler converted an old-fashioned three-point play and a triple from the wing during the Huskie run.

The UNO lead went back to 10 before an 11-0 run by NIU put the Huskies on top, 28-27, with 5:11 to play before the break. Toler scored five of the 11 while redshirt sophomore guard Antone Christian, senior forward Tyler Storm and junior guard Tony Nixon also added baskets during the burst.

The Huskies and Mavericks went back-and-forth in the final five minutes of the half; Nebraska Omaha took a one-point lead, 38-37, into the intermission.

Tied at 43, the Mavericks used a 10-3 burst to lead 53-46 with 13:40 to play in the second half. A second 10-3 run put Nebraska Omaha ahead 59-49 with just over 11 minutes left.

Trailing by a dozen, 66-54, sophomore Aksel Bolin cut the Nebraska Omaha lead in half with six-straight points with just under six minutes remaining.

After a basket by the Mavericks increased the lead back to eight, Ford scored five-straight to pull NIU within three, 68-65, with 3:31 to play, but that was as close as the Huskies would get as Nebraska Omaha made 9-of-12 free throws down the stretch to secure the victory.

Mitch Albers scored a game-high 26 points to lead Nebraska Omaha, John Karhoff added 21 points while Alex Welhouse grabbed a game-high 12 rebounds.

No.	NIU	FG	3FG	FT	O-D	TOT	F	TP	A	TO	B	S	MIN
5	Toler, T.	10-17	4-5	1-1	2-6	8	1	25	0	1	0	0	26
21	Gray, Keith	1-5	0-0	2-4	3-1	4	3	4	1	1	0	0	18
3	Christian, A.	2-9	1-3	2-2	0-4	4	2	7	2	0	0	2	21
15	Ford, M.	5-9	2-2	4-6	0-1	1	2	16	3	2	0	1	28
23	Nader, A.	1-6	1-2	0-0	1-2	3	1	3	1	0	1	0	13
11	Miller, Z.	0-2	0-1	0-0	0-1	1	1	0	2	1	0	1	18
13	Gray, Kevin	0-2	0-0	0-0	0-1	1	3	0	0	0	0	0	15
25	Nixon, T.	2-9	1-5	0-0	0-0	0	5	2	0	0	1	1	17
32	Bolin, A.	3-6	0-3	2-2	3-4	7	2	8	1	3	0	1	24
44	Jackson, J.	0-1	0-0	0-0	1-0	1	0	0	0	0	0	0	1
43	Storm, T.	2-5	0-3	0-0	3-2	5	2	4	1	0	0	0	19
TEAM				5-0		5							
TOTALS		26-71	9-24	11-15	18-22	40	17	72	13	8	1	6	200
TOTAL FG%:		1st: 13-35	.371	2nd: 13-36	.361	Game: 26-71		.366					
3-PT FG%:		1st: 4-12	.333	2nd: 5-12	.417	Game: 9-24		.375					
FT%:		1st: 7-9	.778	2nd: 4-6	.667	Game: 11-15		.733					

No.	Neb. Omaha	FG	3FG	FT	O-D	TOT	F	TP	A	TO	B	S	MIN
31	Welhouse, A.	1-6	0-4	2-2	0-12	3	4	1	1	0	1	0	31
44	Karhoff, J.	9-11	0-0	3-5	2-1	3	2	21	3	2	1	0	33
10	Carter, C.J.	2-5	0-2	1-2	0-2	2	1	5	1	4	0	1	30
12	Steffensmeier, C.	3-9	2-6	3-4	1-2	3	1	11	2	1	0	1	36
30	Albers, M.	7-11	5-8	7-9	0-3	3	3	26	3	0	0	0	32
11	Coleman, J.	0-0	0-0	0-0	0-0	0	0	0	0	0	0	0	1
20	Gandy, I.	0-0	0-0	0-0	0-1	1	0	0	0	0	0	0	04
23	Freeman, B.	2-5	0-2	0-0	1-2	3	2	4	1	1	0	0	13
32	Farr, M.	0-1	0-1	0-0	0-0	1	0	0	0	0	0	0	6
33	Ring, J.	0-0	0-0	0-0	0-0	0	0	0	0	0	0	0	3
42	Hagerbaumer, M.	3-3	0-0	0-1	0-2	2	0	6	1	0	2	1	15
TEAM				1-4		5							
TOTALS		27-51	7-23	16-23	5-29	34	13	77	12	9	3	4	200
TOTAL FG%:		1st: 15-29	.517	2nd: 12-22	.545	Game: 27-51		.529					
3-PT FG%:		1st: 6-16	.375	2nd: 1-7	.143	Game: 7-23		.304					
FT%:		1st: 2-3	.667	2nd: 14-20	.700	Game: 16-23		.696					

Technical Fouls: none
Officials: Darryl Smith, Marcus Gossard, Tim Stewart
Attendance: 758
Score by Half
Nebraska Omaha.....38-39 77
Northern Illinois.....37-35 72



GAME 8
NIU: 55
UIC: 62



December 10, 2011 • UIC Pavilion
Chicago, Ill.

CHICAGO, Ill. -- Northern Illinois trailed by just one with two minutes to play but was unable to get over the hump, falling 62-55 at UIC on Saturday afternoon. Redshirt sophomore guard Antone Christian and freshman forward Keith Gray each scored a season-high 11 points to lead the Huskies.

Tied at nine apiece, freshman guard Zach Miller and junior guard Tony Nixon connected on back-to-back triples as NIU took a 15-9 lead with 12:16 remaining in the first half. The Huskie lead grew to 10 on a basket by freshman guard Marquavese Ford and a pair of free throws by Keith Gray.

A quick 7-0 run by UIC cut the NIU lead to just three, 19-16, with 9:20 to play before the half.

A jumper by senior forward Tim Toler stopped the Flames run and put the Huskies back up by five. The lead remained at five until a triple by Jerome Brown sparked a 5-0 burst for UIC, tying the game, 25-25, with just over two minutes to play.

Keith Gray closed the scoring in the first half with a pair of free throws, giving NIU a 27-25 lead at the intermission.

Daniel Barnes led all scorers with nine points for UIC; Keith Gray led NIU with five, all coming from the charity stripe. The Huskies turned the ball over just three times in the opening 20 minutes. UIC went 4-of-9 (44.4 percent) from beyond the arc while holding NIU to just 2-of-10 (20 percent) shooting from three.

A pair of layups by Ford pushed the NIU lead to 31-25 early in the second half until a 7-0 UIC run gave the Flames a 32-31 lead with just under 16 minutes to play.

From there, neither team was able to take a lead larger than two until a bucket by UIC with 10:09 left gave the Flames a four-point lead, 42-38.

An answer by Kevin Gray cut the lead back to a pair before another 7-0 UIC run gave the Flames a 49-40 advantage with seven minutes left. But NIU responded with a 9-1 run, cutting the Flame lead to just a point, 50-49, with two minutes to play.

UIC came back with a pair of baskets from Paris Carter to lead 54-49 with 1:17 left and then went 8-of-8 from the free-throw line in the final minute to seal the win.

Brown scored a game-high 15 points to lead UIC.

No.	NIU	FG	3FG	FT	O-D	TOT	F	TP	A	TO	B	S	MIN
13	Gray, Kevin	2-7	0-0	0-0	1-3	4	3	4	1	1	0	0	21
32	Bolin, A.	0-3	0-0	1-1	4-4	8	4	1	0	2	0	1	33
5	Toler, T.	3-13	0-4	0-0	1-2	3	3	6	0	2	1	0	19
15	Ford, M.	4-8	0-1	1-3	1-1	2	4	9	4	2	0	0	20
3	Christian, A.	4-10	1-3	2-2	1-1	2	5	11	1	0	0	0	29
11	Miller, Z.	3-5	2-3	0-0	0-1	1	1	8	4	1	0	0	23
20	Berg, S.	0-0	0-0	0-0	0-0	0	0	0	0	0	0	1	2
21	Gray, Keith	2-5	0-0	7-10	1-2	3	3	11	0	1	1	2	23
23	Nader, A.	0-0	0-0	0-0	0-0	0	0	0	0	1	0	0	2
25	Nixon, T.	1-2	1-2	0-0	1-1	2	1	3	1	0	0	0	17
43	Jackson, J.	0-0	0-0	0-0	0-0	0	0	0	0	0	0	0	2
44	Storm, T.	1-2	0-1	0-0	0-2	2	1	2	1	0	0	0	9
TEAM				4-3		7							
TOTALS		20-55	4-14	11-16	14-20	34	25	55	12	10	2	4	200
TOTAL FG%:		1st: 10-27	.370	2nd: 10-28	.357	Game: 20-55		.364					
3-PT FG%:		1st: 2-10	.200	2nd: 2-4	.500	Game: 4-14		.286					
FT%:		1st: 5-6	.833	2nd: 6-10	.600	Game: 11-16		.688					

No.	UIC	FG	3FG	FT	O-D	TOT	F	TP	A	TO	B	S	MIN
13	Humes, H.	1-6	0-2	0-3	4-6	10	3	2	0	0	2	0	34
32	Williams, D.	3-8	0-0	2-4	7-1	8	3	8	2	2	1	1	22
1	Barnes, D.	4-10	4-8	0-0	0-4	4	2	12	1	2	0	2	31
10	Brown, M.	3-5	3-5	6-6	0-1	1	1	15	2	2	0	0	31
4	Talton, G.	3-9	0-2	5-6	0-3	3	1	11	4	4	1	0	33
11	Bush, M.	1-1	1-1	0-0	0-0	0	0	3	1	0	0	0	9
21	Brown, J.	0-0	0-0	0-0	0-0	0	0	0	0	0	0	0	2
34	Carter, P.	3-6	0-0	1-6	2-5	7	3	7	2	1	1	0	23
5	Travis, G.	1-4	0-0	2-3	1-2	3	1	4	1	1	0	0	15
TEAM				4-2		6							
TOTALS		19-49	8-18	16-28	18-24	42	14	62	13	12	5	3	200
TOTAL FG%:		1st: 9-24	.375	2nd: 10-25	.400	Game: 19-49		.388					
3-PT FG%:		1st: 4-9	.444	2nd: 4-9	.444	Game: 8-18		.444					
FT%:		1st: 3-8	.375	2nd: 13-20	.650	Game: 16-28		.571					

Technical Fouls: none
Officials: Charles Russell, Matthew Potter, Bobby Daw
Attendance: 3,026
Score by Half
Northern Illinois.....27-28 55
UIC.....25-37 62



GAME 9
NIU: 52
DePaul: 75



December 14, 2011 • NIU Convocation Center
DeKalb, Ill.

DEKALB, Ill. -- The Northern Illinois men's basketball team played even with DePaul for nearly 25 minutes on Wednesday night at the NIU Convocation Center before the Blue Demons pulled away for a 75-52 victory. Senior forward Tim Toler paced the Huskies with 18 points and 13 rebounds, the third double-double of his career.

DePaul shot 47.4 percent (27-of-57) from the field in the contest while holding NIU to 29.1 percent (16-of-55) shooting. The Blue Demons outscored the Huskies 25-6 off of turnovers.

A triple from freshman wing Abdel Nader gave NIU an early 5-4 advantage until a 9-0 DePaul run put the Blue Demons on top, 13-5, with just over 13 minutes to play in the first half.

The Huskies responded with a 9-2 burst to cut the Blue Demon lead to just one, 15-14, 8:27 before the intermission. Toler scored five of the nine while sophomore forward Aksel Bolin and freshman guard Marquavese Ford also added baskets.

Redshirt sophomore guard Antone Christian extended the Huskies run with a pair of free throws, giving NIU a 16-15 lead. After a basket by Charles McKinney for DePaul, freshman guard Stian Berg buried a long triple from the wing to put the Huskies in front, 19-17, with 5:44 to play before the half.

With the Huskies up by three, DePaul rattled off seven-straight to lead 28-24. Toler split a pair of free throws to conclude the scoring in the first half, giving the Blue Demons a 28-25 lead at the break.

Toler made a pair of triples and had a tip-in early in the second half to help NIU take a 33-32 lead with 16:34 to play in the second half, forcing a DePaul timeout.

Following the timeout, the Blue Demons used a 17-0 run to take a 49-33 advantage with 13:49 left in the second half.

DePaul's Brandon Young earned the Jay Goedart Memorial Most Outstanding Player Award with 16 points, five rebounds and five assists. Cleveland Melvin led the Blue Demons with 19 points and Jeremiah Kelley added 15 for DePaul.

No.	NIU	FG	3FG	FT	O-D	TOT	F	TP	A	TO	B	S	MIN
5	Toler, T.	7-14	3-8	1-2	5-8	13	1	18	0	4	0	0	32
13	Gray, Kevin	0-3	0-0	3-4	2-1	3	3	3	0	1	0	0	23
32	Bolin, A.	1-3	0-1	1-2	4-0	4	0	3	1	1	0	0	21
3	Christian, A.	1-5	1-3	2-2	1-2	3	2	5	0	1	0	2	21
11	Miller, Z.	0-4	0-2	2-2	1-2	3	3	2	2	1	0	2	26
15	Ford, M.	1-4	0-2	0-0	0-1	1	1	2	2	0	0	0	18
20	Berg, S.	1-2	1-2	0-0	0-0	0	0	3	0	0	0	0	4

2011-12: BOX SCORES



GAME 10 NIU: 49



Southern Illinois: 62

December 17, 2011 • NIU Convocation Center
DeKalb, Ill.

DEKALB, Ill. -- Freshman wing Abdel Nader scored a team-high 14 points but the Northern Illinois men's basketball team fell, 62-49, to Southern Illinois on Saturday afternoon at the NIU Convocation Center.

Sophomore guard Aksel Bolin nearly recorded a double-double, scoring nine points and grabbing a career-best 12 rebounds. Senior forward Tim Toler added 12 points.

Southern Illinois shot 42.2 percent (19-of-45) from the field while holding NIU to 29.2 percent (14-of-48) shooting. The Salukis outscored the Huskies 25-8 off of turnovers.

NIU scored the first four points of the contest before a Toler triple from the corner and an old-fashioned three-point play by freshman forward Keith Gray gave the Huskies a 6-4 lead with 16:14 to play in the first half.

Nader scored the next five for the Huskies and the teams traded baskets until the Salukis took a 15-11 advantage. A basket by Bolin and a pair of free throws from Nader tied the game, 15-15, at the midway point of the half.

With the Huskies leading, 18-16, Southern Illinois went on a 10-0 run to take a 26-18 lead with 3:48 to play before the intermission.

NIU trimmed the Saluki lead back to five, 28-23, until Kendall Brown-Surles ended the first half with a three-pointer, giving SIU a 31-23 lead at the break.

Brown-Surles led all scorers with 12 points in the opening 20 minutes; Nader led the Huskies with nine.

A 10-0 Huskie run early in the second half tied the score, 35-35. Nader opened the run with a basket, he later added a triple and redshirt sophomore Antone Christian capped the run with a jumper from the short corner with 13:54 left in the second half.

Southern Illinois responded to the Huskie run with an 8-0 burst of its own, giving the Salukis a 43-35 lead with 11 minutes to play, forcing an NIU timeout. The Saluki run reached 17-0 as SIU took a 52-35 lead with just over seven minutes to play.

Brown-Surles led SIU with 19 points and five steals. Jeff Early chipped in 13 points and Mamadou Seck grabbed a team-best 10 rebounds.

No.	NIU	FG	3FG	FT	O-D	TOT	F	TP	A	TO	B	S	MIN
5	Toler, T.	4-15	1-4	3-3	3-2	5	2	12	0	2	1	1	28
13	Gray, Kevin	0-0	0-0	2-2	4	2	0	0	2	0	0	1	21
23	Nader, A.	4-14	2-6	4-7	0-4	4	3	14	1	2	0	2	32
11	Miller, Z.	0-1	0-1	0-0	0-1	1	1	0	1	3	0	0	18
32	Bolin, A.	3-4	0-1	3-4	8-4	12	2	9	1	4	0	1	32
3	Christian, A.	2-7	0-2	3-4	0-3	3	4	7	3	1	0	1	21
15	Ford, M.	0-1	0-0	0-0	0-0	0	1	0	0	4	0	0	10
20	Berg, S.	0-2	0-1	2-5	0-0	0	1	2	0	1	0	0	7
21	Gray, Keith	1-2	0-0	1-1	1-0	1	4	3	0	1	0	0	12
25	Nixon, T.	0-1	0-0	1-1	1-1	2	2	0	0	0	0	1	9
43	Jackson, J.	0-0	0-0	0-0	0-0	0	1	0	0	0	0	0	2
44	Storm, T.	0-1	0-1	2-2	1-0	1	0	2	0	2	1	1	8
TEAM					1-4	5							
TOTALS		14-48	3-18	18-28	17-21	38	23	49	6	22	2	8	200
TOTAL FG%:		1st: 7-25	.280	2nd: 7-23	.304	Game: 14-48	.292						
3-PT FG%:		1st: 2-9	.222	2nd: 1-9	.111	Game: 3-18	.167						
FT%:		1st: 7-9	.778	2nd: 11-19	.579	Game: 18-28	.643						

No.	So. Illinois	FG	3FG	FT	O-D	TOT	F	TP	A	TO	B	S	MIN
0	Seck, M.	2-5	0-0	2-3	5-5	10	2	6	0	2	1	2	28
35	Setty, T.	0-1	0-1	2-2	1-1	2	3	2	1	4	0	1	11
11	Goff, K.	0-1	0-1	1-2	0-1	1	3	1	2	2	0	1	21
21	Swan, J.	0-3	0-2	2-2	1-1	2	3	2	0	0	0	0	9
24	Taylor, D.	3-6	0-3	0-0	1-0	1	1	6	0	1	0	0	13
2	Brown-Surles, K.	6-12	3-8	4-4	0-2	2	2	19	3	2	0	5	31
4	Drinkard, D.	1-3	0-0	2-2	1-3	4	1	2	0	2	2	0	19
5	Bryer, A.	0-0	0-0	0-0	0-1	1	0	0	0	0	0	0	3
12	Lindsay, T.J.	3-5	1-3	2-4	0-2	2	1	9	1	2	0	1	19
15	Daniels, D.	1-3	0-0	0-2	0-3	3	2	2	0	0	2	0	19
22	Early, J.	3-6	0-1	7-8	0-2	2	4	13	0	2	0	1	27
TEAM					1-0	1							
TOTALS		19-45	4-19	20-29	10-21	31	22	62	7	17	5	11	200
TOTAL FG%:		1st: 11-27	.407	2nd: 8-18	.444	Game: 19-45	.422						
3-PT FG%:		1st: 2-9	.222	2nd: 2-10	.200	Game: 4-19	.211						
FT%:		1st: 7-10	.700	2nd: 13-19	.684	Game: 20-29	.690						

Technical Fouls: none

Officials: Jeff Campbell, Winston Stith, Dan Chrisman

Attendance: 1,063

Score by Half

Southern Illinois.....31-31 62
Northern Illinois.....23-26 49



GAME 11 NIU: 48



Valparaiso: 59

December 20, 2011 • NIU Convocation Center
DeKalb, Ill.

DEKALB, Ill. -- The Northern Illinois men's basketball team led by one with nine minutes to play, but was unable to hang on as it fell to Valparaiso, 59-48, on Tuesday night at the NIU Convocation Center. Freshman wing Abdel Nader led the Huskies with 12 points.

Freshmen forward Keith Gray scored nine points and grabbed a career-best seven rebounds.

Valparaiso scored the first four points of the game before a 9-0 run gave NIU a five-point lead with 15:37 to play.

A free throw from Keith Gray gave NIU a 14-9 lead before back-to-back triples by the Crusaders gave Valparaiso a 15-14 lead just past the midway point of the first half. The Huskies responded with a pair of free throws by freshman guard Zach Miller and a layup by freshman forward Kevin Gray off a feed from Miller, to take a three-point advantage.

Miller finished with a career-high six assists.

After a bucket by Valparaiso trimmed the NIU lead to one, 18-17, sophomore guard Aksel Bolin connected on consecutive possessions for the Huskies and freshman forward Jeremiah Jackson made a pair of free throws, giving NIU a 24-17 lead with 4:56 remaining before the break.

Valparaiso used an 8-4 burst to cut the NIU advantage to three, 28-25, at the half.

Valparaiso cut the NIU lead to just one, 30-29, early in the second half before back-to-back baskets by Nader and Keith Gray pushed the Huskie lead back to five, 34-29.

With NIU leading by a half-dozen, Valparaiso used a 7-0 run to take a 38-37 lead with 10:39 remaining in the contest. A basket by senior forward Tim Toler gave the lead back to the Huskies, but the Crusaders then used a 14-3 run to take a 52-42 lead with just over four minutes to play.

Northern Illinois cut the Valparaiso lead back to as little as six, 54-48, after triples by Toler and freshman guard Stian Berg, but the Crusaders made seven-of-eight free throws down the stretch to help preserve the victory.

Broekhoff scored a game-high 19 points and grabbed 11 rebounds for Valparaiso; Will Bogan added 18 points for the Crusaders.

No.	NIU	FG	3FG	FT	O-D	TOT	F	TP	A	TO	B	S	MIN
5	Toler, T.	2-3	1-2	0-0	1-0	1	0	5	0	4	0	0	18
13	Gray, Kevin	2-4	0-0	0-0	1-3	4	3	4	0	1	0	0	16
11	Miller, Z.	1-4	1-4	2-2	0-1	1	1	5	6	3	0	3	29
23	Nader, A.	5-16	2-8	0-0	0-2	2	2	12	0	3	2	0	32
32	Bolin, A.	3-6	0-3	0-1	1-5	6	3	6	4	1	0	0	35
3	Christian, A.	0-1	0-0	0-0	0-2	2	1	0	0	2	0	1	11
15	Ford, M.	0-0	0-0	0-0	0-0	0	1	0	0	2	0	1	4
20	Berg, S.	1-1	1-1	0-0	0-0	0	1	3	0	1	0	0	6
21	Gray, Keith	3-6	0-0	3-4	2-5	7	3	9	0	2	0	0	24
25	Nixon, T.	0-1	0-1	0-0	0-0	0	0	0	0	0	0	0	4
43	Jackson, J.	1-4	0-0	2-2	2-0	2	1	4	0	0	0	0	8
44	Storm, T.	0-1	0-1	0-0	0-3	3	2	0	0	1	0	0	13
TEAM					3-1	4							
TOTALS		18-47	5-20	7-9	10-22	32	18	48	10	20	2	5	200
TOTAL FG%:		1st: 10-25	.400	2nd: 8-22	.364	Game: 18-47	.383						
3-PT FG%:		1st: 1-10	.100	2nd: 4-10	.400	Game: 5-20	.250						
FT%:		1st: 7-9	.778	2nd: 0-0	.000	Game: 7-9	.778						

No.	Valparaiso	FG	3FG	FT	O-D	TOT	F	TP	A	TO	B	S	MIN
45	Broekhoff, R.	6-11	2-6	5-6	3-8	11	2	19	1	1	0	2	37
55	Van Wijk, K.	2-6	0-0	2-3	1-4	5	3	6	0	3	0	0	27
15	Buggs, E.	0-4	0-2	2-2	0-5	5	1	2	6	3	0	3	37
21	Bogan, W.	5-9	4-8	4-4	1-0	1	4	18	0	1	0	1	30
23	Kenney, M.	4-7	0-1	1-2	0-2	2	0	9	1	2	0	2	35
0	Edwards, R.	0-2	0-1	0-0	0-0	0	2	0	0	1	0	0	10
3	Vucic, H.	0-0	0-0	2-2	0-0	0	0	2	0	0	0	0	5
12	Boggs, B.	1-4	1-3	0-0	0-0	0	2	3	0	1	0	1	19
TEAM					0-1	1							
TOTALS		18-43	7-21	16-19	5-20	25	14	59	8	13	0	9	200
TOTAL FG%:		1st: 9-23	.391	2nd: 9-20	.450	Game: 18-43	.419						
3-PT FG%:		1st: 3-13	.231	2nd: 4-8	.500	Game: 7-21	.333						
FT%:		1st: 4-4	1.00	2nd: 12-15	.800	Game: 16-19	.842						

Technical Fouls: none

Officials: Ted Hillary, Dan Dorian, Cornell Kincaid

Attendance: 850

Score by Half

Valparaiso.....25-34 59
Northern Illinois.....28-20 48



GAME 12 NIU: 72



Roosevelt: 46

January 2, 2012 • NIU Convocation Center
DeKalb, Ill.

DEKALB, Ill. -- The Northern Illinois men's basketball team allowed just eight second half points en route to a 72-46 victory over Roosevelt University on Monday night at the NIU Convocation Center. The Huskies held the Lakers to just 7.4 percent (2-of-27) second half shooting to erase a five-point halftime deficit and give head coach Mark Montgomery his first career win.

Redshirt sophomore guard Antone Christian led the Huskies with a game-high 14 points. Senior forward Tim Toler added 12 points, freshman wing Abdel Nader scored 11 points and freshman guard Marquavese Ford chipped in 10 points.

Freshman forward Kevin Gray grabbed a career-best nine rebounds and added seven points for the Huskies who shot 50.9 percent (27-of-53) from the floor in the contest. NIU outrebounded Roosevelt 49-26.

Leading 8-7 early in the contest, Roosevelt used a 15-3 run to take a 23-10 lead with 11:18 left in the half.

Following a timeout, the Huskies responded with a 13-2 run to pull within a pair, 25-23, with just under six minutes left before the intermission.

After an old-fashioned three-point play by the Lakers, Ford scored five straight to even the game, 28-28, but Roosevelt answered with six-straight points, taking a 34-28 lead with 2:36 left before the half.

NIU cut the Laker advantage to five, 38-33, going into the intermission.

Still trailing by five, Christian connected on a jumper from the elbow and a triple from the wing to even the contest, 42-42, with 15:50 left in the second half, igniting a 19-0 run for the Huskies.

Ford gave NIU its first lead of the night, 45-42, with a triple and a Nader trifecta from the wing doubled the Huskie advantage.

Nader, freshman forward Jeremiah Jackson, sophomore guard Aksel Bolin and junior guard Tony Nixon all added baskets as the Huskies held Roosevelt scoreless for nearly eight minutes until a free throw with 9:33 left stopped the run with NIU leading 56-43.

The Huskies then closed the game with a 16-3 run as they outscored Roosevelt 39-8 in the second half.

No.	NIU	FG	3FG	FT	O-D	TOT	F	TP	A	TO	B	S	MIN
5	Toler, T.	4-11	1-2	3-4	0-5	5	1	12	1	2	0	1	18
13	Gray, Kevin	3-5	0-0	1-3	3-6	9	2	7	1	0	0	0	18
11	Miller, Z.	0-0	0-0	0-0	0-1	1	1	0	0	3	0	0	19
23	Nader, A.	5-7	1-3	0-0	2-2	4	5	11	3	4	0	1	16
32	Bolin, A.	2-5	1-3	0-0	1-0	1	1	5	1	1	0	2	20
3													

2011-12: BOX SCORES



GAME 13

NIU: 40

Eastern Michigan: 47

January 7, 2012 • NIU Convocation Center
DeKalb, Ill.



DEKALB, Ill. -- The Northern Illinois men's basketball team led by three at the half, but were unable hold on as they fell to Eastern Michigan, 47-40, on Saturday afternoon in the Mid-American Conference opener for both teams at the NIU Convocation Center.

Senior forward Tim Toler led the Huskies with 11 points; freshman guard Zach Miller chipped in nine points and a game-high four assists.

Eastern Michigan jumped out to a 17-6 lead early in the contest before a 14-2 run put the Huskies on top, 20-19.

Junior guard Tony Nixon converted on a drive to the basket to ignite the run. Freshman guard Marquavese Ford added a jumper from the elbow, Miller drained a trifecta and freshman forward Keith Gray and Toler each added a basket and converted from the charity stripe to give NIU its first lead of the afternoon.

A pair of free throws by the Eagles ended a six-and-a-half minutes scoreless stretch for EMU, giving the Eagles a 21-20 lead with 4:46 left in the half.

Ford just beat the shot clock buzzer with a three-pointer as NIU regained the lead, 23-21, before Eastern Michigan sandwiched a pair of free throws around a Miller triple as the Huskies took a 26-23 lead into the intermission.

The Eagles opened the second half with an 11-3 burst, taking a 34-29 lead with 14:51 left.

Nixon stopped the run with a triple for the Huskies and freshman wing Abdel Nader swung the lead back to NIU with a three, 35-34, with 13:22 remaining.

Eastern Michigan scored six-straight to take a four-point lead until a three-pointer from the top of the key by Miller cut the Eagle lead to just one, 39-38, with 6:30 to play.

After the two teams traded a pair of free throws, Eastern Michigan made four more from the line to lead 45-40 with 38 seconds remaining. NIU had a chance to cut into the lead, but the Huskies came up empty and the Eagles made two more free throws to create the final seven-point margin.

Northern Illinois held Eastern Michigan to just 36.1 percent (13-of-36) shooting in the contest but shot just 29.2 percent (14-of-48) on the other end of the floor.

Darrell Lampley finished with a game-high 16 points for Eastern Michigan.

No.	NIU	FG	3FG	FT	O-D	TOT	F	TP	A	TO	B	S	MIN
5	Toler, T.	4-10	1-3	2-2	2-2	4	4	11	1	2	0	0	29
13	Gray, Kevin	0-0	0-0	0-2	2	2	0	0	0	0	0	0	14
11	Miller, Z.	3-5	3-5	0-0	0-3	3	2	9	4	0	0	0	27
23	Nader, A.	1-7	1-5	0-0	0-1	1	5	3	0	3	1	1	20
32	Bolin, A.	1-2	0-1	0-0	2-2	4	1	2	1	2	0	1	31
3	Christian, A.	0-3	0-3	0-0	1-5	6	1	0	1	1	1	0	14
15	Ford, M.	2-8	1-4	0-0	0-2	2	3	5	1	2	0	2	14
20	Berg, S.	0-2	0-2	0-0	0-0	0	0	0	2	1	0	0	13
21	Gray, Keith	1-2	0-0	1-2	1-0	1	3	3	0	3	0	0	12
25	Nixon, T.	2-9	1-7	2-3	2-2	4	1	7	2	3	1	0	24
44	Storm, T.	0-0	0-0	0-0	0-0	0	0	0	0	0	0	0	2
TEAM		2-2		4		1							
TOTALS		14-48		7-30		5-7		10-21		31		20	
TOTAL FG%:		1st: 10-21		.476		2nd: 4-27		.148		Game: 14-48		.292	
3-PT FG%:		1st: 3-11		.273		2nd: 4-19		.211		Game: 7-30		.233	
FT%:		1st: 3-5		.600		2nd: 2-2		1.00		Game: 5-7		.714	

No.	Eastern Mich.	FG	3FG	FT	O-D	TOT	F	TP	A	TO	B	S	MIN
32	Harris, J.	2-7	0-0	3-5	1-6	7	1	7	2	2	0	1	36
1	Riley, D.	2-3	0-0	2-2	0-3	3	4	6	1	3	1	2	30
3	Harper, A.	1-5	0-2	0-0	1-6	7	0	2	0	2	0	0	31
33	Strickland, A.	2-3	0-0	0-1	1-2	3	3	4	1	2	0	0	33
34	Lampley, D.	3-9	1-5	9-10	0-0	0	2	16	0	1	0	0	22
2	Sims, J.R.	0-2	0-1	0-0	0-0	0	0	0	0	1	0	0	6
5	Thompson, D.	1-3	0-1	0-0	1-2	3	0	2	0	1	0	0	9
12	Chandler, D.	0-0	0-0	0-0	0-0	0	0	0	0	0	0	0	2
13	Green, A.	1-2	1-2	4-4	0-4	4	3	7	0	3	0	2	20
45	Balkema, M.	1-2	0-0	1-2	0-1	1	2	3	0	1	0	0	11
TEAM		0-1		1									
TOTALS		13-36		2-11		19-24		4-25		29		15	
TOTAL FG%:		1st: 8-19		.421		2nd: 5-17		.294		Game: 13-36		.361	
3-PT FG%:		1st: 2-8		.250		2nd: 0-3		.000		Game: 2-11		.182	
FT%:		1st: 5-7		.714		2nd: 14-17		.824		Game: 19-24		.792	

Technical Fouls: none

Officials: James Ferrari, Terry Anderson, Larry Martin

Attendance: 615

Score by Half

Eastern Michigan.....23-24 47

Northern Illinois.....26-14 40



GAME 14

NIU: 68

Western Michigan: 77

January 11, 2012 • University Arena
Kalamazoo, Mich.



KALAMAZOO, Mich. -- The Northern Illinois men's basketball team gave Western Michigan all it could handle on Wednesday night before falling, 77-68, at University Arena. Senior forward Tim Toler led the way for the Huskies with 15 points on five three-point field goals.

Freshman wing Abdel Nader scored 14 points, all in the second half after playing just three minutes before the break due to foul trouble.

An elbow jumper by Stian Berg knotted the game at 21, but the Broncos, the preseason MAC West favorite, answered with five-straight to lead, 26-21, with five minutes left in the first half.

Senior forward Tyler Storm pulled the Huskies within a pair on a short corner jumper with 26 seconds left in the first half, but Matt Stainbrook answered for Western Michigan just before the buzzer to give the Broncos a 34-30 lead at the intermission.

Western Michigan used an 8-2 run out of the intermission to take a 42-32 lead, forcing an NIU timeout. Out of the timeout, Nader slashed to the basket for a jam, cutting the Bronco lead to eight with 17:27 to play.

Nader kept the Huskies close early in the second half, scoring 10 points in the first seven minutes of the second stanza.

After a Nader bucket brought the Huskies within seven, Bolin cut the gap to five, 49-44, with a baseline drive for a dunk with 12:20 to play.

Following the dunk, Western Michigan used a 6-0 burst to take a 55-44 lead, but NIU responded with the next nine. Toler started the Huskie run with a triple, his fourth of the night, before freshman guard Marquavese Ford, freshman guard Zach Miller and freshman forward Keith Gray each made a pair of free throws to cut the Western Michigan lead to 55-53 with seven minutes remaining.

The Broncos lead climbed back to eight, 67-59, until Toler connected on another three, this time from the top of the key, to cut the lead to five with 3:27 left.

A pair of free throws by junior guard Tony Nixon pulled the Huskies within three, 67-64, but Western Michigan answered with an 8-0 run to put the game out of reach, escaping with a nine-point win.

Hayden Hoerdemann led all scorers with 18 points for Western Michigan. Nate Hutcherson added 17 and Stainbrook chipped in 16 for the Broncos.

No.	NIU	FG	3FG	FT	O-D	TOT	F	TP	A	TO	B	S	MIN
13	Gray, Kevin	2-3	0-0	0-0	2-2	4	1	4	1	0	1	1	21
5	Toler, T.	5-11	5-6	0-1	0-3	3	4	15	0	0	0	0	24
11	Miller, Z.	0-4	0-2	2-2	0-2	2	4	2	2	0	0	1	24
23	Nader, A.	4-11	1-3	5-7	2-0	2	2	14	1	1	1	0	20
32	Bolin, A.	2-8	0-3	0-0	2-2	4	2	4	1	1	0	2	26
3	Christian, A.	3-5	1-2	0-0	1-1	2	2	7	1	1	0	0	14
15	Ford, M.	1-2	0-0	2-2	0-3	3	2	4	2	0	0	3	21
20	Berg, S.	3-4	0-1	0-0	0-2	2	2	6	2	0	0	0	15
21	Gray, Keith	2-4	0-0	2-2	0-3	3	0	6	0	0	0	0	20
25	Nixon, T.	1-3	0-1	2-2	1-3	4	0	4	2	1	0	0	12
44	Storm, T.	1-1	0-0	0-0	0-0	0	0	2	0	0	0	0	3
TEAM		4-0		4		1							
TOTALS		24-56		7-18		13-16		12-21		33		19	
TOTAL FG%:		1st: 13-29		.448		2nd: 11-27		.407		Game: 24-56		.429	
3-PT FG%:		1st: 4-8		.500		2nd: 3-10		.300		Game: 7-18		.389	
FT%:		1st: 0-0		.000		2nd: 13-16		.813		Game: 13-16		.813	

No.	Western Mich.	FG	3FG	FT	O-D	TOT	F	TP	A	TO	B	S	MIN
11	Hutcheson, N.	4-9	2-4	7-7	0-5	5	4	17	3	2	1	0	25
33	Whitfield, F.	2-4	0-0	0-0	3-2	5	3	4	0	0	0	0	15
40	Stainbrook, M.	7-9	0-0	2-3	1-4	3	5	16	3	1	3	0	36
1	Ward, D.	3-8	1-4	4-4	0-3	3	1	11	3	2	0	0	30
5	Douglas, M.	1-5	0-2	3-3	0-6	6	2	5	8	3	0	2	36
3	Hoerdemann, H.	5-7	4-6	4-4	0-1	1	0	18	1	0	0	0	26
12	Richie, A.	2-7	2-7	0-0	0-0	2	6	1	0	0	0	0	22
32	Conteh, M.	0-0	0-0	0-0	0-1	1	0	0	0	0	1	0	6
42	Loney, D.	0-0	0-0	0-0	0-0	0	0	1	0	1	0	0	4
TEAM		1-0		1									
TOTALS		24-49		9-23		20-21		5-22		27		16	
TOTAL FG%:		1st: 11-22		.500		2nd: 13-27		.481		Game: 24-49		.490	
3-PT FG%:		1st: 5-11		.455		2nd: 4-12		.333		Game: 9-23		.391	
FT%:		1st: 7-7		1.00		2nd: 13-14		.929		Game: 20-21		.952	

Technical Fouls: none

Officials: Glenn Mayborg, Darryl Smith, Kevin Ferguson

Attendance: 2,518

Score by Half

Northern Illinois.....30-38 68

Western Michigan.....34-43 77



GAME 15

NIU: 74

Central Michigan: 66

January 14, 2012 • NIU Convocation Center
DeKalb, Ill.



DEKALB, Ill. -- Behind 55 percent shooting from the field, including 63.2 percent behind the three-point arc, the Northern Illinois men's basketball team defeated Central Michigan, 74-66, on Saturday afternoon at the NIU Convocation Center. Freshman wing Abdel Nader led the Huskies with a career-high 22 points, including 5-of-5 from behind the arc.

Freshman guard Stian Berg also had a career-high with 12 points on 4-of-4 shooting from three-point range. Sophomore guard Aksel Bolin added a season-best 13 points and a game-high eight rebounds.

The Huskies outrebounded the Chippewas 39-22 in the contest, marking the seventh-straight game NIU has beaten its opponent on the glass.

Nader fueled the Huskie offense in the early going, scoring the first 13 NIU points, including four triples.

The fourth of Nader's trifectas sparked a 10-0 run as redshirt sophomore Antone Christian and Berg added three while Bolin made a free throw as the Huskies took a 20-12 lead with just under 12 minutes to play in the first half.

With NIU leading by seven, 26-19, Central Michigan buried back-to-back triples to cut the Huskie lead to just one, 26-25, with six minutes left before the break.

Northern Illinois answered with the next 15 points, taking a 41-25 lead into the final minute of the half. Berg connected on a pair of threes and Nader registered his fifth triple of the half during the run. CMU made a pair of free throws to trim the Huskie lead to 41-27 at the intermission.

NIU maintained a lead of a dozen or more early in the second half until Austin McBroom made a three to cut the Huskie lead to 51-40 with 14:13 to play, but buckets by Nader and Bolin pushed the NIU advantage right back to 15.

Still leading by 15 with under three minutes to play, McBroom six-straight to cut the NIU lead to single-digits, 64-55, for the first time in the second half.

The Chippewas would trim the Huskie lead to as few as six in the final minutes, 70-64, but NIU made 9-of-10 free throws in the final minute of the contest, seven by Bolin, to secure the win.

Trey Zeigler finished with a team-high 18 points for Central Michigan.

No.	NIU	FG	3FG	FT	O-D	TOT	F	TP	A	TO	B	S	MIN
5	Toler, T.	3-7	1-3	1-2	2-3	5	4	8	0	1	1	0	24
13	Gray, Kevin	0-1	0-0	0-0	1-3	4	1	0	1	3	0	0	28
20	Berg, S.	4-4	4-4	0-0	0-2	2	2	12	2	2	0	1	26
23	Nader, A.	8-11	5-5	1-4	1-4	5	5	22	3	0	0	0	26

2011-12: BOX SCORES



GAME 16

NIU: 41

Toledo: 71

January 18, 2012 • Savage Arena
Toledo, Ohio



TOLEDO, Ohio -- With a 19-3 run to close the first half, Toledo bettered Northern Illinois, 71-41, on Wednesday night at Savage Arena. Freshman guard Stian Berg and freshman forward Keith Gray each led the Huskies with eight points.

NIU shot just 30.2 percent (13-of-43) in the contest. Toledo shot 53.2 percent (25-of-47) from the field. Toledo also out-rebounded the Huskies, 32-27, marking the first time NIU has been out-rebounded in eight games.

Curtis Dennis led Toledo with 18 points. Reese Holliday added 11 and Rian Pearson had eight points and a game-high nine rebounds.

Neither team led by more than three in the first 10 minutes of the contest until a Toledo triple gave the Rockets a 15-11 lead midway through the first half. The trifecta was part of an 8-2 Toledo burst that gave the Rockets an 18-13 lead with 8:32 to play in the first half.

A basket by Berg cut the Toledo lead to three, but the Rockets answered with a 19-3 run to end the first half, taking a 37-18 lead into the intermission.

Toledo shot 59.1 percent (13-of-22) in the opening 20 minutes while holding NIU to just 33.3 percent shooting (8-of-24). Dominique Buckley led all scorers with eight points in the first half.

In the second half the Huskies earned 20 trips to the free-throw line, but were only able to convert on 11 of those chances. Keith Gray scored all eight of his points in the second half, including a pair of old-fashioned three-point plays.

No.	NIU	FG	3FG	FT	O-D	TOT	F	TP	A	TO	B	S	MIN
5	Toler, T.	2-7	0-2	2-2	1-3	4	0	6	1	2	0	0	19
13	Gray, Kevin	1-1	0-0	1-2	4-2	6	3	3	1	3	1	2	24
20	Berg, S.	3-7	2-6	0-1	0-1	1	4	8	0	1	0	3	28
23	Nader, A.	1-10	0-3	3-6	1-4	5	2	5	0	5	0	3	36
32	Bolin, A.	2-2	0-0	0-0	1-2	3	2	4	1	0	0	0	26
2	Grady, D.	0-0	0-0	0-0	0-0	0	1	0	0	0	0	0	3
3	Christian, A.	0-3	0-1	0-0	1-0	1	0	0	1	1	1	2	15
15	Ford, M.	1-4	0-2	1-4	0-0	0	4	3	0	5	0	1	14
21	Gray, Keith	2-4	0-0	4-4	2-2	4	1	8	0	2	0	0	17
25	Nixon, T.	1-4	1-2	0-0	1-0	1	1	3	1	0	0	0	17
43	Jackson, J.	0-1	0-0	1-4	0-1	1	0	1	0	2	0	0	3
44	Storm, T.	0-0	0-0	0-0	1-0	1	0	0	0	2	0	1	8
TEAM		0-0											
TOTALS		13-43	3-16	12-23	12-15	27	18	41	5	23	2	12	200
TOTAL FG%:		1st: 8-24	.333	2nd: 5-19	.263	Game: 13-43		.302					
3-PT FG%:		1st: 1-7	.143	2nd: 2-9	.222	Game: 3-16		.188					
FT%:		1st: 1-3	.333	2nd: 11-20	.550	Game: 12-23		.522					

No.	Toledo	FG	3FG	FT	O-D	TOT	F	TP	A	TO	B	S	MIN
32	Holliday, R.	4-6	3-4	0-0	2-3	5	3	11	1	2	0	1	27
43	Smith, M.	4-5	0-1	1-1	2-4	6	2	9	1	0	1	1	27
1	Buckley, D.	4-9	2-3	0-0	1-2	3	1	10	4	2	1	4	32
5	Pearson, R.	3-7	0-0	2-2	2-7	9	3	8	2	8	0	2	29
20	Brown, J.	3-9	1-5	2-4	1-0	1	3	9	4	3	0	0	26
0	Ewing, J.	0-0	0-0	0-0	1-0	1	0	0	0	0	0	1	2
3	Mathew, A.J.	1-1	0-0	2-2	0-0	0	2	4	0	0	0	0	14
12	Riddle, Z.	0-0	0-0	2-2	0-0	0	1	2	0	1	0	0	2
21	Dear, D.	0-0	0-0	0-0	0-0	0	2	0	0	0	0	0	4
33	Dennis, C.	6-10	3-6	3-3	0-5	5	3	18	2	0	0	1	27
55	Wonnell, R.	0-0	0-0	0-0	0-1	1	1	0	0	1	1	0	10
TEAM		0-1											
TOTALS		25-47	9-19	12-14	9-23	32	21	71	14	17	3	10	200
TOTAL FG%:		1st: 13-22	.591	2nd: 12-25	.480	Game: 25-47		.532					
3-PT FG%:		1st: 5-8	.625	2nd: 4-11	.364	Game: 9-19		.474					
FT%:		1st: 6-6	1.00	2nd: 6-8	.750	Game: 12-14		.857					

Technical Fouls: none

Officials: Larry Sciroto, Jim Schipper, Mike Thibodeaux

Attendance: 4,015

Score by Half

Northern Illinois.....	18-23	41
Toledo.....	37-34	71



GAME 17

NIU: 65

Ball State: 75

January 21, 2012 • NIU Convocation Center
DeKalb, Ill.



DEKALB, Ill. -- Freshman wing Abdel Nader scored a career-high 26 points, but it wasn't enough as the Northern Illinois men's basketball team saw its second half rally come up short, 75-65, against Ball State on Saturday night at the NIU Convocation Center. Trailing by as much as 15, the Huskies trimmed the Cardinal lead to just five but were unable to get any closer.

NIU shot 43.4 percent (23-of-53) for the contest, including 40 percent (8-of-20) from three. Sophomore guard Aksel Bolin came close to a double-double with eight points and eight rebounds. Leading by nine at halftime, 37-28, Ball State pushed its lead to a dozen, 42-30, early in the second half before a basket and a pair of free throws by junior guard Tony Nixon cut the Cardinal advantage back to eight, 43-34, with 16:10 to play.

Ball State pushed its lead to 15, 50-35, with 11:40 left before NIU used a 10-0 run to pull within five. Freshman forward Keith and Kevin Gray each added a bucket, freshman guard Stian Berg knocked down a triple and Nader added a spectacular up-and-under layup during the run, cutting to Ball State lead to 50-45 with eight minutes to play.

The layup by Nader sparked the Skokie, Ill., native, as he scored 13-straight for the Huskies, including three-straight triples, but the Cardinals matched Nader shot-for-shot.

A put-back dunk by Nixon cut the Ball State lead to seven, 65-58, with 2:15 to play, but that was as close as the Huskies would come as they were unable to get stops down the stretch.

Jarrod Jones led Ball State with 17 points and eight rebounds. Chris Bond added 14 points and Jesse Berry chipped in 12 for the Cardinals who shot 54 percent (27-of-50) from the field in the contest.

Neither team led by more than three early in the contest until a five-point burst by Nader gave NIU a 21-16 lead with 7:39 to play before the intermission.

The Huskie lead was still five, 26-21, until Ball State ended the first half on a 16-2 run, taking a 37-28 lead into the intermission.

Nader and Bolin led the Huskies with eight points in the opening half; Randy Davis led all scorers with nine in the opening 20 minutes for the Cardinals. Ball State shot 48.1 percent (13-of-27) in the first half to 40 percent (10-of-25) for NIU. The Huskies reached the free throw line 10 times in the opening half, converting just five of those chances, the Cardinals were 7-of-8 from the charity stripe in the first half.

No.	NIU	FG	3FG	FT	O-D	TOT	F	TP	A	TO	B	S	MIN
13	Gray, Kevin	2-2	0-0	3-7	1-4	5	1	7	0	0	0	0	32
32	Bolin, A.	3-8	2-5	0-0	3-5	8	4	8	2	2	0	0	31
3	Christian, A.	1-3	0-1	0-0	1-0	1	1	2	1	1	0	1	13
20	Berg, S.	1-4	1-4	0-0	0-0	1	3	3	0	0	0	0	27
23	Nader, A.	9-20	4-8	4-6	2-2	4	3	26	1	2	4	0	32
2	Grady, D.	0-0	0-0	0-0	0-0	0	0	0	0	0	0	0	0+
11	Miller, Z.	1-2	1-1	0-0	0-2	2	0	3	0	2	0	1	11
15	Ford, M.	2-6	0-1	0-0	0-1	1	2	4	2	0	0	1	10
21	Gray, Keith	2-3	0-0	1-2	1-3	4	3	5	0	1	2	1	19
25	Nixon, T.	2-5	0-0	3-4	1-4	5	3	7	0	1	0	3	22
43	Jackson, J.	0-0	0-0	0-0	0-0	0	0	0	0	0	0	0	3
TEAM		0-0											
TOTALS		23-53	8-20	11-19	9-21	30	18	65	9	12	6	7	200
TOTAL FG%:		1st: 10-25	.400	2nd: 13-28	.464	Game: 23-53		.434					
3-PT FG%:		1st: 3-8	.375	2nd: 5-12	.417	Game: 8-20		.400					
FT%:		1st: 5-10	.500	2nd: 6-9	.667	Game: 11-19		.579					

No.	Ball State	FG	3FG	FT	O-D	TOT	F	TP	A	TO	B	S	MIN
20	Bond, C.	4-6	0-0	6-6	0-2	2	2	14	1	4	0	2	28
34	Koch, T.	3-6	2-5	0-2	1-4	5	2	8	1	0	1	0	33
45	Jones, J.	7-11	1-1	2-2	2-6	8	2	17	2	4	3	0	34
3	Davis, R.	4-11	3-8	0-1	0-3	3	1	11	6	1	0	2	34
12	Robinson, T.	4-7	0-0	0-0	0-3	3	3	8	0	2	0	0	22
2	Kamieniecki, M.	1-1	0-0	0-1	1-1	2	0	2	0	2	0	1	7
4	Scaife, J.	1-2	0-1	1-1	0-2	2	1	3	0	0	0	1	11
11	Adeoye, A.	0-0	0-0	0-0	0-0	0	2	0	0	0	0	0	5
32	Berry, J.	3-6	2-5	4-5	0-2	2	0	12	1	1	0	0	26
TEAM		2-3											
TOTALS		27-50	8-20	13-19	6-26	32	13	75	11	14	4	6	200
TOTAL FG%:		1st: 13-27	.481	2nd: 14-23	.609	Game: 27-50		.540					
3-PT FG%:		1st: 4-11	.364	2nd: 4-9	.444	Game: 8-20		.400					
FT%:		1st: 7-8	.875	2nd: 6-11	.545	Game: 13-19		.684					

Technical Fouls: none

Officials: Gene Steratore, Terry Wymer, Michael Ashurst

Attendance: 1,961

Score by Half

Ball State.....	37-38	75
Northern Illinois.....	28-37	65



GAME 18

NIU: 56

Kent State: 90

January 25, 2012 • M.A.C. Center
Kent, Ohio



KENT, Ohio -- Freshman forward Keith Gray scored a career-best 15 points and tied a career-high with seven rebounds, but the Northern Illinois men's basketball team fell, 90-56, on Wednesday night at the M.A.C. Center.

Freshman guard Stian Berg added nine points and freshman guard Marquese Ford chipped in eight points.

Kent State shot 57.1 percent (32-of-56) in the contest, including 45.8 percent (11-of-24) from behind the three-point arc, while holding NIU to 35.2 percent shooting (19-of-54) and 16.7 percent (2-of-12) from three.

The Huskies out-rebounded Kent State, 38-29, including 17 offensive rebounds, but the Golden Flashes forced 22 NIU turnovers while committing just 13 of their own.

Kent State was led by 15 points from Kris Brewer, Chris Evans, Justin Greene and Randal Holt each added 14 points for the Golden Flashes. Michael Porrini had eight points and nine assists for Kent State.

Kent State raced out to a 12-0 lead to open the contest before junior guard Tony Nixon got NIU started with a triple from the wing. The Golden Flashes lead reached 21-3 before the Huskies began to settle into the contest after a pair of baskets by Ford.

Chris Evans led all scorers with 10 points for Kent State in the opening 20 minutes; Ford led NIU with eight points. The Golden Flashes shot 64.3 percent (18-of-28) in the first half while the Huskies shot 42.3 percent (11-of-26).

No.	NIU	FG	3FG	FT	O-D	TOT	F	TP	A	TO	B	S	MIN
13	Gray, Kevin	1-1	0-0	0-0	2-2	4	2	2	0	1	0	2	27
3	Christian, A.	0-2	0-0	0-0	0-2	2	2	0	0	2	0	1	14
20	Berg, S.	1-3	0-2	7-8	0-0	0	0	9	0	3	9	9	22
23	Nader, A.	0-10	0-2	0-0	3-1	4	2	0	0	3	1	0	22
32	Bolin, A.	0-2	0-1	0-0	0-2	2	3	0	1	3	0	0	13
2	Grady, D.	1-1	0-0	1-2	0-2	2	0	3	0	0	0	0	6
11	Miller, Z.	1-2	0-0	0-0	0-1	1	0	2	2	2	2	0	9
15	Ford, M.	4-10	0-0	0-0	2-0	2	1	8	1	1	1	1	13
21	Gray, Keith	5-7	0-0	5-7	4-3	7	3	15	0	6	0	0	27

2011-12: BOX SCORES



GAME 19
NIU: 59
Buffalo: 74
January 28, 2012 • NIU Convocation Center
DeKalb, Ill.



DEKALB, Ill. -- Freshman wing Abdel Nader scored 11 points, his 10th double figure scoring game of the season, but the Northern Illinois men's basketball team fell to Buffalo, 74-59, on Saturday afternoon at the NIU Convocation Center.

Despite holding Buffalo to just 39.6 percent (21-of-53) shooting, NIU shot just 28.1 percent (16-of-57) from the field.

Javon McCrea scored a game-high 14 points and pulled down 12 rebounds for Buffalo. Zach Filzen added 12 points on four three-point field goals and Mitchell Watt chipped in 10 points. Buffalo went 11-of-29 (37.9 percent) from behind the three-point arc while NIU was 6-of-23 (26.1 percent).

NIU jumped out to a quick 7-2 lead as sophomore forward Aksel Bolin nailed a three from the top of the key to give the Huskies the early five-point lead.

With the Huskies leading by a pair, 12-10, Buffalo used a 14-3 run to take a 24-15 lead with 6:17 left in the first half before a turnaround jumper by freshman Jeremiah Jackson helped slow the run by the Bulls.

The Buffalo lead reached as much as a dozen, 33-21, as the Bulls went on a three-point barrage, making five triples in just over a four-minute stretch. Buffalo took a 37-28 lead into the intermission.

Watt led all scorers with 10 points in the first half for Buffalo; NIU was led by five points from Bolin and junior guard Tony Nixon. The Bulls were 12-of-26 from the field (46.2 percent) in the opening 20 minutes while the Huskies shot 29.6 percent (8-of-27).

Out of the intermission, Buffalo scored the first four points to take a 13-point lead, 41-28. The Huskies responded with a 7-3 burst, capped by a Nixon triple, to trim the lead back to single-digits, 44-35, with 16:38 to play.

Nixon finished with eight points and a season-high tying five rebounds.

Buffalo responded with the next four points on a free throw by McCrea and a triple by Filzen. The Bulls lead would reach as much as 25 but the Huskies closed the game on a 12-2 run for the final 15-point margin.

No.	NIU	FG	3FG	FT	O-D	TOT	F	TP	A	TO	B	S	MIN
13	Gray, Kevin	0-5	0-0	1-4	4-0	4	5	1	1	2	0	0	13
21	Gray, Keith	0-3	0-0	4-2	2-2	4	5	4	0	1	0	1	9
32	Bolin, A.	3-6	1-2	1-3	3-2	5	2	8	1	3	2	0	29
20	Berg, S.	1-5	1-4	0-0	0-2	2	1	3	1	2	0	0	26
23	Nader, A.	2-13	0-5	7-9	0-3	3	3	11	0	3	0	0	23
2	Grady, D.	0-1	0-1	6-6	1-1	2	0	6	1	1	0	0	11
3	Christian, A.	2-4	2-3	0-0	1-1	2	0	6	0	0	0	0	10
15	Ford, M.	2-5	0-0	1-2	1-1	2	1	5	0	0	0	2	14
25	Nixon, T.	3-7	2-5	0-0	0-5	5	1	8	1	2	0	0	26
43	Jackson, J.	1-1	0-0	0-0	0-0	0	4	2	0	1	1	0	16
44	Storm, T.	2-7	0-3	1-1	1-3	4	1	5	2	1	0	1	23
TEAM					2-2 4								
TOTALS		16-57 6-23 21-29 15-22 37 23 59 7 15 5 4 200											
TOTAL FG%:		1st: 8-27 .296 2nd: 8-30 .267 Game: 16-57 .281											
3-PT FG%:		1st: 3-11 .273 2nd: 12-12 .500 Game: 6-23 .261											
FT%:		1st: 9-10 .900 2nd: 3-19 .632 Game: 21-29 .724											

No.	Buffalo	FG	3FG	FT	O-D	TOT	F	TP	A	TO	B	S	MIN
12	McCrea, J.	4-5	0-0	6-9	5-7	12	3	14	3	2	0	3	19
21	Watt, M.	3-6	0-1	4-5	2-2	4	4	10	3	2	4	1	28
22	Nuiriankh, A.	1-4	1-4	4-4	0-2	2	1	7	0	1	0	0	13
3	Oldham, J.	2-5	1-2	0-0	1-0	1	3	5	2	1	2	0	22
5	Filzen, Z.	4-10	4-9	0-0	0-1	1	3	12	0	1	0	0	17
1	Watson, T.	3-6	3-6	0-0	1-3	4	1	9	3	1	0	2	22
4	Sebaharara, R.	0-0	0-0	0-0	0-0	0	0	0	0	0	0	0	2
10	Raley-Ross, C.	1-5	0-0	2-2	0-2	2	2	4	1	3	0	0	14
24	Barnett, D.	2-6	2-5	0-0	0-6	6	2	6	1	1	0	0	23
25	Ford, X.	1-1	0-0	2-2	0-0	0	0	4	0	1	0	0	7
30	Robinson, T.	0-1	0-0	3-4	1-1	2	4	3	0	1	0	0	17
33	Thomas-Edwards	0-3	0-2	0-0	1-0	1	0	0	0	0	0	0	6
32	Downing, C.	0-1	0-0	0-0	0-0	0	2	0	0	3	1	0	10
TEAM					1-6 7								
TOTALS		21-53 11-29 21-26 12-30 42 25 74 13 17 7 6 200											
TOTAL FG%:		1st: 12-26 .462 2nd: 9-27 .333 Game: 21-53 .396											
3-PT FG%:		1st: 6-14 .429 2nd: 5-15 .333 Game: 11-29 .379											
FT%:		1st: 7-8 .875 2nd: 14-18 .778 Game: 21-26 .808											

Technical Fouls: none

Officials: Chris Beaver, Todd Von Sossan, Bret Wegenet
Attendance: 1,427

Score by Half

Buffalo	37-37	74
Northern Illinois	28-31	59



GAME 20
NIU: 58
Ohio: 67
February 1, 2012 • NIU Convocation Center
DeKalb, Ill.



DEKALB, Ill. -- Redshirt sophomore guard Antone Christian scored a season-high 15 points as the Northern Illinois men's basketball team fell, 67-58, to Ohio University on Wednesday night at the NIU Convocation Center.

Leading by one at the intermission, Ohio used a 12-1 run to open a gap early in the second half. NIU closed the game on a 20-9 run of its own, but it wasn't enough to overcome the slow second half start. Ohio shot 52.2 percent (12-of-23) in the second half and also converted 13-of-18 (72.2 percent) chances from the free-throw line.

After Ohio opened the scoring with a triple, NIU answered with the next eight, including three-pointers by sophomore Aksel Bolin and Christian to take a five-point lead in the opening minutes of the contest.

An old-fashioned three-point play by freshman forward Keith Gray put the Huskies on top by seven, 15-8, but Ohio answered with an 8-0 run, taking a 16-15 lead with 8:51 left in the opening half.

The Bobcats led by as many as four, 26-22, until back-to-back baskets by Christian and freshman guard Marquavese Ford, evened the game with 48 seconds left in the first half.

Ohio split a pair of free throws to take a 27-26 lead into the intermission. Christian led all scorers with 10 points in the first half; Walter Ofutt led Ohio with seven points. NIU shot 38.5 percent (10-of-26) and Ohio shot 38.1 percent (8-of-21) in an evenly played first half that saw each team make four three-pointers.

The Bobcats opened the second half with a 12-1 run, taking a 39-27 lead with just under 15 minutes remaining.

The Ohio lead reached as much as 20, 58-38, with just over six minutes to play before NIU finished the game on a 20-9 run.

Christian started the burst with a bucket, followed by a layup by senior Tyler Storm and back-to-back trifecta from freshman guard Stian Berg and Christian.

Storm added four more points and freshman wing Abdel Nader also added four, but the Huskies ran out of time in their comeback attempt.

Nader finished with 12 points and Storm added eight points and a season high-tying five rebounds.

Ofutt led Ohio with 19 points, Reggie Keely added 13 and Nick Kellogg chipped in 12 for the Bobcats.

No.	NIU	FG	3FG	FT	O-D	TOT	F	TP	A	TO	B	S	MIN
13	Gray, Kevin	0-3	0-0	0-2	1-2	3	5	0	1	3	0	0	15
21	Gray, Keith	2-4	0-0	1-1	2-3	5	4	5	1	3	2	1	15
20	Berg, S.	1-5	1-5	0-0	1-2	1	1	3	3	2	0	0	30
23	Nader, A.	2-8	1-5	7-10	0-3	3	4	12	1	1	1	1	23
32	Bolin, A.	3-4	1-1	0-1	2-3	5	2	7	1	3	1	1	25
2	Grady, D.	0-2	0-1	4-4	0-2	2	1	4	1	0	0	0	10
3	Christian, A.	6-12	3-7	0-0	1-3	4	3	15	2	0	0	0	19
15	Ford, M.	2-5	0-0	0-0	0-1	1	1	4	1	1	0	0	24
25	Nixon, T.	0-4	0-1	0-1	1-1	2	0	0	0	1	0	0	14
43	Jackson, J.	0-0	0-0	0-0	0-0	0	1	0	0	0	0	0	6
44	Storm, T.	4-6	0-1	0-0	4-1	5	3	8	1	0	0	0	19
TEAM					1-2 3								
TOTALS		20-53 6-21 12-19 13-22 35 25 58 10 16 4 3 200											
TOTAL FG%:		1st: 10-26 .385 2nd: 10-27 .370 Game: 20-53 .377											
3-PT FG%:		1st: 4-11 .364 2nd: 2-10 .200 Game: 6-21 .286											
FT%:		1st: 2-5 .400 2nd: 10-14 .714 Game: 12-19 .632											

No.	Ohio	FG	3FG	FT	O-D	TOT	F	TP	A	TO	B	S	MIN
21	Smith, J.	1-2	0-0	0-2	3-5	8	1	2	0	2	2	0	31
23	Baltic, I.	0-2	0-0	3-4	0-7	7	1	3	6	3	0	1	28
3	Offutt, W.	4-11	2-5	9-9	0-2	2	4	19	1	2	0	2	28
5	Cooper, D.J.	1-6	0-3	2-3	0-2	2	3	4	4	3	0	1	33
15	Kellogg, N.	4-5	3-4	1-1	0-2	2	2	12	0	0	1	1	39
13	Hall, T.J.	0-2	0-2	0-0	0-1	1	1	0	0	2	0	0	7
20	Johnson, R.	2-2	0-0	2-2	0-1	1	4	6	0	1	0	0	13
22	Taylor, S.	3-3	2-2	0-0	0-1	1	8	1	0	1	2	1	13
30	Keely, R.	5-11	0-1	3-5	2-3	5	3	13	0	1	0	2	18
TEAM					1-1 2								
TOTALS		20-44 7-17 20-26 6-25 31 20 67 12 14 3 9 200											
TOTAL FG%:		1st: 8-21 .381 2nd: 12-23 .522 Game: 20-44 .455											
3-PT FG%:		1st: 4-10 .400 2nd: 3-7 .429 Game: 7-17 .412											
FT%:		1st: 7-8 .875 2nd: 13-18 .722 Game: 20-26 .769											

Technical Fouls: none

Officials: Frank Spencer, Paul Szelc, Cornell Kincaid
Attendance: 784

Score by Half

Ohio	27-40	67
Northern Illinois	26-32	58



GAME 21
NIU: 40
Ohio: 65
February 4, 2012 • NIU Convocation Center
DeKalb, Ill.



BOWLING GREEN, Ohio -- The Northern Illinois men's basketball team played Bowling Green even in the second half, but were unable to overcome a slow first half start, falling 65-40 on Saturday evening at the Stroh Center.

Freshman wing Abdel Nader just missed a double-double with eight points and a career-high 10 rebounds. Freshman guard Stian Bergand sophomore guard Aksel Bolin each scored nine points to lead the Huskies.

Jordan Crawford led Bowling Green with 15 points and a game-high six assists, Scott Thomas added 14 points and nine rebounds.

Bowling Green scored the first 10 points of the contest and raced to an 18-1 lead in the first seven-and-a-half minutes of the first half as it started 8-of-11 from the field.

NIU found some offensive rhythm just past the midway point of the first half, but the Falcons finished the half on a 13-4 run to take a 41-16 lead into the intermission.

Scott Thomas led all scorers with 14 points in the first half for Bowling Green, who shot 60 percent (15-of-25) from the field in the opening 20 minutes while holding NIU to just 23.8 percent (5-of-21) shooting. The Falcons forced 12 first half Huskie turnovers and converted those turnovers into 12 points.

In the second half, the Huskies held the Falcons to just five field goals on 31.3 percent (5-of-16) shooting. NIU and Bowling Green each scored 24 points in the second stanza, with the Falcons making up for their lack of field goals with a 13-3 advantage at the free-throw line. The Huskies committed just four second half turnovers.

No.	NIU	FG	3FG	FT	O-D	TOT	F	TP	A	TO	B	S	MIN
13	Gray, Kevin	1-3	0-0	0-3	1-1	2	5	2	0	2	0	0	26
21	Gray, Keith	0-5	0-0	3-4	0-0	0	5	3	1	2	0	0	25
23	Nader, A.	3-10	0-2	2-3	2-8	10	5	8	1	4	0	1	26
20	Berg, S.	3-6	3-5	0-0	0-0	0	1	9	0	2	0	0	23
32	Bolin, A.	3-5	1-2	2-2	0-3	3	1	9	0	2	0	0	23
2	Grady, D.	0-2	0-1	0-0	1-0	1	2	0	0	0	0	1	9
3	Christian, A.	1-7	0-4	1-2	4-0	4	1	3	2	1	0	0	18
15	Ford, M.	2-4	0-0	0-1	0-0	0	4	4	0	3	0	0	13
25	Nixon, T.	1-4	0-1	0-0	1-4	5	2	2	1	0	0	0	17
43	Jackson, J.	0-1	0-0	0-0	1-1	2	1	0	0	0	0	0	9
44	Storm, T.	0-1	0-0	0-0	1-1	2	0	0	1	1	0	0	8
TEAM					2-2 4								
TOTALS		14-48 4-15 8-15 13-20 33 27 40 7 16 0 3 200											
TOTAL FG%:		1st: 5-21 .238 2nd: 9-27 .333 Game: 14-48 .292											
3-PT FG%:													

2011-12: BOX SCORES



GAME 22

NIU: 62
Miami: 59

February 8, 2012 • NIU Convocation Center
DeKalb, Ill.



GAME 23

NIU: 51
Akron: 75

February 11, 2012 • Rhodes Arena
Akron, Ohio



GAME 24

NIU: 53

Western Michigan: 78

February 15, 2012 • NIU Convocation Center
DeKalb, Ill.



DEKALB, Ill. -- Trailing by as many as 10 points in the second half, the Northern Illinois men's basketball team used a 21-8 run to close the game to earn a 62-59 victory over Miami University on Wednesday night at the NIU Convocation Center.

Senior forward Tyler Storm scored a career-best 17 points on 7-of-9 shooting, including 3-of-4 from behind the three-point arc. Sophomore forward Aksel Bolin added 12 points, a game-high nine rebounds and a team-best four assists while freshman guard Stian Berg chipped in 11 points in 36 minutes of action.

A tip-in and a trifecta from Storm, followed by a tip-in from Bolin, quickly cut the Miami lead to just three, 51-48. Following another Miami triple, Bolin had another put-back and a free throw and junior guard Tony Nixon added a tip-in to cut the lead to one, 54-53, with 4:42 to play.

Miami responded with a basket to regain a three-point lead before Storm scored and Bolin knocked down a triple to give NIU a 58-56 lead with two-and-a-half minutes left.

Neither team scored for the next 90 seconds until a pair of free throws by Miami's Quinten Rollins tied the game at 58.

On the next possession, Berg drove baseline and threw in a circus up-and-under layup to put NIU up 60-58 with 39 seconds to play.

Miami split a pair of free throws and Berg made a pair to put NIU up by three with 2.5 seconds left. On the final possession, Miami got the ball to midcourt and appeared to send the game to overtime with a triple at the buzzer, but upon review the shot was after the horn and the Huskies claimed the victory.

NIU shot 44.4 percent (12-of-27) in the second half while holding Miami to just 36 percent (9-of-25) shooting. The Huskies converted 25 second chance points in the contest, holding the RedHawks to just 12 second chance points. The NIU bench outscored its Miami counterpart, 35-11.

Even at 22 with five minutes left in the first half, Miami scored five-straight to open up a 27-22 advantage before NIU finished the half with an 8-2 burst to take a 30-29 lead into the intermission.

Freshman forward Keith Gray opened the second half with a pair of free throws before Miami used a 15-2 run to take a 44-34 lead with just over 14 minutes left. The RedHawks lead hung around 10 for the next five minutes until NIU went on its game-winning run.

No.	NIU	FG	3FG	FT	O-D	TOT	F	TP	A	TO	B	S	MIN
13	Gray, Kevin	0-3	0-0	0-0	1-0	1	4	0	0	0	2	0	22
21	Gray, Keith	0-3	0-0	2-2	0-0	0	4	2	1	1	0	0	14
32	Bolin, A.	5-8	1-1	1-2	6-3	9	12	4	2	0	0	0	27
20	Berg, S.	3-5	2-3	3-4	0-1	1	0	11	2	1	0	1	36
23	Nader, A.	1-9	0-2	0-0	0-5	5	1	2	0	3	0	1	20
2	Grady, D.	0-0	0-0	0-0	0-0	0	0	0	0	0	0	0	3
3	Christian, A.	2-6	2-3	0-0	1-3	4	1	6	0	1	0	0	19
15	Ford, M.	2-3	0-0	0-0	1-1	2	0	4	0	1	0	0	2
25	Nixon, T.	2-4	0-1	2-5	3-2	5	1	6	1	0	1	0	24
43	Jackson, J.	0-1	0-0	2-2	1-0	1	1	2	0	1	0	0	4
44	Storm, T.	7-9	3-4	0-0	3-3	6	3	17	0	1	2	1	29
TEAM				0-2	2								
TOTALS		22-51	8-14	10-15	16-20	36	16	62	8	11	5	3	200
TOTAL FG%:		1st: 10-24	.417	2nd: 12-27	.444	Game: 22-51		.431					
3-PT FG%:		1st: 6-8	.750	2nd: 2-6	.333	Game: 8-14		.571					
FT%:		1st: 4-6	.667	2nd: 6-9	.667	Game: 10-15		.667					

No.	Miami	FG	3FG	FT	O-D	TOT	F	TP	A	TO	B	S	MIN
4	Mavunga, J.	4-9	0-2	7-9	1-1	2	4	15	2	2	0	0	29
25	Harris, J.	5-7	5-7	0-0	1-5	6	0	15	2	2	1	1	35
40	Thomas, A.	0-3	0-2	0-0	4-2	6	0	0	1	0	1	0	26
2	Rollins, Q.	4-10	1-3	3-4	0-5	5	2	12	5	1	0	1	40
14	Sullivan, B.	2-10	2-6	0-0	1-2	3	3	6	0	1	0	1	37
1	Sewell, J.	0-1	0-1	0-0	0-0	0	0	0	0	0	0	0	3
13	Sullivan, W.	0-1	0-1	0-0	0-0	0	0	0	0	1	0	1	7
50	McGhee, D.	4-5	0-0	3-3	1-0	1	2	11	0	2	0	1	18
55	Legarza, V.	0-0	0-0	0-0	0-1	1	2	0	0	0	1	0	5
TEAM				1-0	1								
TOTALS		19-46	8-22	13-16	9-16	25	13	59	10	9	3	5	200
TOTAL FG%:		1st: 10-21	.476	2nd: 9-25	.360	Game: 19-46		.413					
3-PT FG%:		1st: 4-10	.400	2nd: 4-12	.333	Game: 8-22		.364					
FT%:		1st: 5-5	1.000	2nd: 8-11	.727	Game: 13-16		.813					

Technical Fouls: none
Officials: D.J. Carstensen, John Hughes, Donnie Eppley
Attendance: 768
Score by Half
Miami.....29-30 59
Northern Illinois.....30-32 62

AKRON, Ohio -- Freshman forward Keith Gray and freshman wing Abdel Nader each scored 13 points, but the Northern Illinois men's basketball team fell, 75-51, to MAC-leading Akron on Saturday night at Rhodes Arena.

The Huskies trailed by single-digits early in the second half but a 14-0 run by the Zips helped Akron pull away down the stretch.

NIU out-rebounded Akron 35-25 in the contest, including 18-6 on the offensive end of the floor. The Zips shot 53.2 percent (25-of-47) in the contest to just 33.3 percent (18-of-54) for the Huskies. Akron held a 21-12 advantage at the free-throw line.

Trailing by a half-dozen, 10-4, NIU used a seven-point burst to take an 11-10 lead with 12:24 to play in the first half. Redshirt sophomore guard Antone Christian started the spurt with a basket; Nader followed with a triple from the wing and then connected on a scoop shot in the lane to give the Huskies the one-point lead. Following a timeout, the Huskie run reached 9-0 on a tip-in by freshman forward Kevin Gray.

The Zips pulled back within one, 17-16, and then used a 12-3 run to take a 28-20 lead with 2:47 to play in the half.

Akron took a 31-24 lead into the intermission, Nader led NIU with eight points and Christian added seven in the opening 20 minutes. Demetrius Treadwell led the Zips with seven in the first half.

The Huskies and Zips traded the lead 10 times in the opening half with the difference coming at the free-throw line where Akron went 9-of-14 while NIU was just 1-of-2. The Huskies turned the ball over 13 times in the opening stanza but out-rebounded the Zips 20-9, including 10-1 on the offensive boards.

Both teams started the second half slow from the field, but Akron converted five times from the free-throw line in the first three minutes and when the Zips connected on their first field goal, a triple, with 15:30 to play, the lead had grown to 12, 39-27.

The Huskies and Zips went back-and-forth until a 14-0 run, gave Akron a 59-34 lead with just over eight minutes left in the contest.

Nikola Cvetinovic led the Zips with 14 points; Nick Harney added 12 and Treadwell finished with 11 points and eight rebounds for Akron.

No.	NIU	FG	3FG	FT	O-D	TOT	F	TP	A	TO	B	S	MIN
13	Gray, Kevin	2-4	0-1	2-2	4-2	6	4	6	1	0	1	0	24
20	Berg, S.	0-6	0-3	0-0	1-1	2	1	0	1	2	0	1	25
21	Gray, Keith	5-10	0-0	3-4	4-0	4	5	13	0	0	0	1	20
23	Nader, A.	3-8	2-3	5-7	1-4	5	1	13	1	4	0	1	28
32	Bolin, A.	2-3	0-1	1-2	1-3	4	2	5	1	3	0	0	25
2	Grady, D.	0-0	0-0	1-2	0-1	1	1	1	0	1	0	0	7
3	Christian, A.	3-7	1-1	0-0	1-0	1	1	7	0	2	0	0	8
15	Ford, M.	1-6	0-1	0-0	0-0	0	0	2	0	5	0	1	20
25	Nixon, T.	0-2	0-2	0-0	0-1	1	1	0	0	2	0	0	15
43	Jackson, J.	1-2	0-0	0-0	1-0	1	1	2	0	0	0	0	9
44	Storm, T.	1-6	0-3	0-0	2-3	5	4	2	0	1	0	1	19
TEAM				3-2	5								
TOTALS		18-54	3-15	12-17	18-17	35	21	51	4	19	2	4	200
TOTAL FG%:		1st: 10-28	.357	2nd: 8-26	.308	Game: 18-54		.333					
3-PT FG%:		1st: 3-7	.429	2nd: 0-8	.000	Game: 3-15		.200					
FT%:		1st: 1-2	.500	2nd: 11-15	.733	Game: 12-17		.706					

No.	Akron	FG	3FG	FT	O-D	TOT	F	TP	A	TO	B	S	MIN
2	Walsh, B.	2-6	1-5	3-4	1-3	4	0	8	3	3	0	0	23
11	Abreu, A.	3-5	1-1	0-0	0-2	2	2	7	5	1	0	5	32
13	Cvetinovic, N.	5-6	0-0	4-5	0-1	1	2	14	0	1	0	2	23
23	Gilliam, C.	3-7	1-3	0-0	0-3	3	4	7	1	0	1	0	14
44	Marshall, Z.	1-3	0-0	5-5	0-3	3	4	7	0	0	4	0	14
1	Treadwell, D.	3-5	0-0	5-8	2-6	8	0	11	2	1	1	0	24
3	Avsec, L.	0-0	0-0	0-0	0-0	0	0	0	0	0	0	1	2
5	McClanahan, B.	0-1	0-1	2-2	0-0	0	4	2	1	1	0	0	11
10	Harney, N.	5-7	0-0	2-5	1-1	2	1	12	0	3	0	1	23
12	Petersen, K.	0-1	0-0	0-0	0-0	0	0	0	0	0	0	0	2
15	Oldham, C.J.	1-2	0-0	0-0	0-0	0	1	2	0	0	0	0	3
22	Diggs, Q.	2-4	1-3	0-0	0-0	0	0	5	1	1	0	1	21
TEAM				2-0	2								
TOTALS		25-47	4-13	21-29	6-19	25	18	75	13	12	5	11	200
TOTAL FG%:		1st: 11-21	.524	2nd: 14-26	.538	Game: 25-47		.532					
3-PT FG%:		1st: 0-3	.000	2nd: 4-10	.400	Game: 4-13		.308					
FT%:		1st: 9-14	.643	2nd: 12-15	.800	Game: 21-29		.724					

Technical Fouls: NIU - Storm
Officials: James Ferrari, Jim Schipper, Tim Stewart
Attendance: 4,378
Score by Half
Northern Illinois.....24-27 51
Akron.....31-44 75

DEKALB, Ill. -- Junior guard Tony Nixon had a season-high 12 points but the Northern Illinois men's basketball team fell to Western Michigan, 78-53, on Wednesday night at the NIU Convocation Center. The Broncos shot 52.9 percent (27-of-51) in the contest, including 59.1 percent (13-of-22) from behind the three-point arc.

Western Michigan out-rebounded NIU, 39-26, and converted 15 second chance points to just seven for NIU. Demetrius Ward led the Broncos with 18 points, Flenard Whitfield added 17 points and a game-high eight rebounds while Nate Hutcheson chipped in 15 points.

After an up-and-under layup by freshman forward Kevin Gray knotted the game at 10 with 10:29 to play in the first half, Western Michigan used an 8-2 burst to take a six-point lead with just over eight minutes to play in the opening half.

The Huskies pulled back within four, but a 7-0 surge for the Broncos pushed their lead to 25-14, forcing a NIU timeout.

Western Michigan's lead reached 12 before back-to-back buckets by Nixon trimmed the Bronco lead back to eight. A basket by Whitfield closed the scoring in the first half and gave Western Michigan a 34-24 lead at the intermission.

Nixon led the Huskies with 10 points in the opening 20 minutes; Ward paced Western Michigan with 12 points. Western Michigan shot 50 percent (5-of-10) from behind the three-point arc in the first half while NIU was just 2-of-8 (25 percent) from three.

Freshman wing Abdel Nader finished off a steal with a dunk to open the second half and senior forward Tyler Storm connected on a trifecta as the Huskies cut the Bronco lead to five, 34-29, in the opening 70 seconds of the half.

Storm finished with nine points. Western Michigan quickly answered with five of its own to push the lead back to 10, 39-29.

An old-fashioned three-point play by Storm cut the lead to eight, but a 17-0 run by Western Michigan gave the Broncos a 63-38 lead with 9:46 left.

No.	NIU	FG	3FG	FT	O-D	TOT	F	TP	A	TO	B	S	MIN
13	Gray, Kevin	3-6	0-0	0-2	1-4	5	2	6	0	0	0	1	26
21	Gray, Keith	3-6	0-0	3-5	2-2	4	3	9	0	1	0	0	18
32	Bolin, A.	0-5	0-3	1-2	2-3	5	0	1	0	1	0	1	24
20	Berg, S.	1-4	1-4	0-2	0-2	2	3	3	3	2	0	1	28
23	Nader, A.	3-9	0-1	0-0	1-4	5	2	6	2	3	1	0	24
2	Grady, D.	0-1	0-0	0-0	0-0	0	1	0	0	2	0	0	5
3	Christian, A.	1-1	1-1	0-0	1-0	1	0	3	1	0	1	1	11
15	Ford, M.	1-6	0-0	0-0	0-								

2011-12: BOX SCORES



GAME 25
NIU: 62



SIU Edwardsville: 64
February 18, 2012 • Vadalabene Center
Edwardsville, Ill.

EDWARDSVILLE, Ill. -- Mark Yelovich hit a turnaround jumper from the baseline at the buzzer to lift SIU Edwardsville to a 64-62 win over the Northern Illinois men's basketball team on Saturday afternoon at the Vadalabene Center.

NIU trailed by five with 90 seconds to play but clawed back to even the game and appeared to have forced overtime until Yelovich's 14-foot jumper spoiled the Huskie comeback.

A layup by Yelovich put SIU Edwardsville in front, 62-57, with 1:35 remaining. On the ensuing possession, junior guard Tony Nixon grabbed an offensive rebound, scored on the put-back and got fouled. Nixon finished the three-point play, pulling the Huskies within a pair, 62-60, with 1:15 left.

SIU Edwardsville missed a pair of free throws and the lead remained two. Sophomore forward Aksel Bolin drove to the basket, scored and was fouled with 27 seconds to play. Bolin missed the free throw and the game remained tied, 62-62.

On the final possession, the Cougars appeared out of sorts and the ball was fumbled along the baseline with time winding down until Yelovich secured possession and made the game-winning shot.

NIU led by as many as 12 in the first half, freshman guard Marquavese Ford paced the Huskies with seven points before the intermission. The Huskies outscored the Cougars 12-4 in the paint before the break.

The Cougars used a 7-2 burst to begin the second half to cut the NIU lead to five, 36-31.

After a basket by Ford pushed the NIU lead back to seven, SIU Edwardsville used a 9-2 run to even the game, 40-40. The Cougar run reached 11-2 as SIU Edwardsville took its first lead of the second half, 42-40.

NIU answered and took a three-point lead, 53-50, when senior forward Tyler Storm connected on a pair from the charity stripe with 6:11 remaining.

Storm finished with six points, five rebounds and a game-high four assists.

An 8-0 run by SIU Edwardsville gave the Cougars a 58-53 lead with 4:21 to play in the contest. NIU pulled back within one on four consecutive free throws by Nader. Yelovich then made a pair of free throws and a layup to put the Cougars up 62-57 with 1:35 left.

No.	NIU	FG	3FG	FT	O-D	TOT	F	TP	A	TO	B	S	MIN
10	Berg, S.	2-3	2-2	0-0	0-1	1	3	6	1	2	0	0	21
11	Gray, Kevin	1-3	0-0	0-0	2-0	2	3	2	1	0	0	0	16
22	Gray, Keith	2-6	0-0	1-1	1-1	2	4	5	1	3	0	0	15
23	Nader, A.	4-11	0-4	4-4	0-8	8	2	12	3	3	0	0	29
32	Bolin, A.	4-6	0-1	0-1	2-2	4	2	8	0	1	1	0	26
3	Christian, A.	0-3	0-1	0-0	1-2	3	0	0	0	1	0	0	14
4	Ford, M.	4-5	1-1	0-0	0-4	4	3	9	2	3	0	1	20
25	Nixon, T.	4-8	3-4	1-1	1-3	4	2	12	0	1	0	0	24
44	Storm, T.	0-4	0-1	6-6	2-3	5	1	6	4	0	1	2	31
45	Jackson, J.	1-2	0-0	0-0	0-0	1	2	0	1	0	1	0	4
TEAM		0-0											
TOTALS		22-51	6-14	12-13	9-24	33	21	62	12	15	2	4	200
TOTAL FG%:		1st: 13-30	.433	2nd: 9-21	.429	Game: 22-51		.431					
3-PT FG%:		1st: 5-9	.556	2nd: 1-5	.200	Game: 6-14		.429					
FT%:		1st: 3-3	1.00	2nd: 9-10	.900	Game: 12-13		.923					

No.	SIUE	FG	3FG	FT	O-D	TOT	F	TP	A	TO	B	S	MIN
1	Davis, K.	4-8	3-4	3-6	0-2	2	3	14	2	2	0	0	29
5	Wickware, C.	2-11	2-6	1-2	0-3	3	1	7	4	2	0	1	37
13	Stineman, K.	1-3	1-3	2-2	0-2	2	0	5	2	0	0	1	26
23	Boarden, D.	1-1	0-0	0-0	0-1	1	1	2	0	0	1	0	7
33	Yelovich, M.	7-11	1-1	7-10	2-3	5	0	22	1	1	0	2	32
10	Reed, R.	0-0	0-0	2-2	0-1	1	3	2	2	1	0	0	9
14	Shaffer, D.	2-2	0-0	1-2	1-3	4	5	5	0	4	0	0	25
15	Birts, M.	0-0	0-0	0-0	0-0	0	0	0	0	0	0	0	1
22	Joy, C.	0-1	0-1	0-0	0-0	0	0	0	1	1	0	0	7
34	Schneider, Z.	0-0	0-0	0-0	0-0	0	0	0	0	0	0	0	2
35	Jones, J.	3-7	0-3	1-2	2-5	7	3	7	0	1	1	0	25
TEAM		1-1											
TOTALS		20-44	7-18	17-26	6-21	27	16	64	12	12	2	4	200
TOTAL FG%:		1st: 8-21	.381	2nd: 12-23	.522	Game: 20-44		.455					
3-PT FG%:		1st: 4-12	.333	2nd: 3-6	.500	Game: 7-18		.389					
FT%:		1st: 4-8	.500	2nd: 13-18	.722	Game: 17-26		.654					

Technical Fouls: none

Officials: James Ferrari, Terry Anderson, Mike Ashurst

Attendance: 1,458

Score by Half

Northern Illinois.....34-28 62

SIU Edwardsville.....24-40 64



GAME 26
NIU: 45



Eastern Michigan: 48
February 22, 2012 • Convocation Center
Ypsilanti, Mich.

YPSILANTI, Mich. -- Eastern Michigan used a 22-6 run to close the game to defeat the Northern Illinois men's basketball team, 48-45, on Wednesday night at the EMU Convocation Center. Freshman wing Abdel Nader scored a team-high 10 points and grabbed a game-high seven rebounds and junior guard Tony Nixon also scored 10 points but it wasn't enough to hold off the Eagles.

Trailing by three in the early going, Nixon knocked down a triple from the corner and sophomore guard Aksel Bolin made a fast break layup to give NIU its first lead, 9-7, midway through the first half.

The lead swung back to Eastern Michigan, 15-13; until a jumper by redshirt sophomore guard Antone Christian and a dunk by Nader gave the lead back to NIU, 17-15, with 5:48 remaining in the opening stanza.

A pair of free throws by Nixon put the Huskies back up by a pair, 22-20, before a basket by Darrell Lampley evened the game at 22 heading into the half.

The Huskies opened the second half with a 14-2 run, taking a 36-24 lead with 14:35 to play.

Bolin made the first basket of the half, Nader followed with a pair and Nixon and Christian capped the run with back-to-back trifectas.

Eastern Michigan made its first field goal of the second half with 12:29 to play, but Christian answered with a triple, giving NIU a 39-26 lead with 11:49 left.

The Eagles then used an 8-0 run to cut the NIU lead to just five, 39-34, with 8:11 to play. Eastern Michigan's run reached 15-0, giving the Eagles a 41-39 lead, its first of the second half, with just over three minutes to play in the contest.

Eastern Michigan pushed its lead to as many as four, 47-43, with 11 seconds remaining. Nader then made a pair from the charity stripe to cut the lead in half.

After Eastern Michigan split a pair at the line with four seconds to go, NIU had a look at a desperation triple to tie the game, but the shot wouldn't go and Eastern Michigan held on for the comeback win.

Lampley led all scorers with 21 points for the Eagles.

No.	NIU	FG	3FG	FT	O-D	TOT	F	TP	A	TO	B	S	MIN
13	Gray, Kevin	0-1	0-0	2-4	3-3	6	2	2	0	2	0	0	28
32	Bolin, A.	3-8	0-1	2-3	3-1	4	3	8	0	1	0	0	26
20	Berg, S.	0-3	0-3	0-0	0-1	1	0	0	1	1	0	0	13
23	Nader, A.	4-9	0-4	2-2	2-5	7	4	10	3	4	0	0	29
25	Nixon, T.	3-9	2-5	2-2	2-2	4	1	10	2	0	0	0	30
3	Christian, A.	3-9	2-6	0-0	0-4	0	8	1	1	0	2	17	
15	Ford, M.	1-8	0-2	2-2	1-2	3	2	4	5	3	0	1	29
21	Gray, Keith	1-3	0-0	1-2	1-3	4	3	1	1	0	1	0	16
43	Jackson, J.	0-0	0-0	0-0	0-0	0	0	0	0	0	0	0	1
44	Storm, T.	0-0	0-0	0-0	2-1	3	3	0	1	1	0	1	11
TEAM		3-3 6 1											
TOTALS		15-50	4-21	11-15	17-25	42	19	45	12	17	0	5	200
TOTAL FG%:		1st: 8-25	.320	2nd: 7-25	.280	Game: 15-30		.300					
3-PT FG%:		1st: 1-10	.100	2nd: 3-11	.273	Game: 4-21		.190					
FT%:		1st: 5-7	.714	2nd: 6-8	.750	Game: 11-15		.733					

No.	Eastern Mich.	FG	3FG	FT	O-D	TOT	F	TP	A	TO	B	S	MIN
32	Harris, J.	1-3	0-0	0-1	0-5	5	2	2	1	1	0	0	29
33	Strickland, A.	1-2	0-0	0-0	0-2	2	1	2	0	1	0	0	12
1	Riley, D.	1-4	0-0	4-4	2-4	6	3	6	0	3	3	1	25
5	Thompson, D.	4-14	2-7	0-0	1-0	1	1	10	0	2	0	2	32
34	Lampley, D.	5-12	2-6	9-11	1-3	4	3	21	5	2	1	3	38
2	Sims, JR.	0-1	0-0	0-0	0-0	0	0	0	0	0	0	0	14
12	Chandler, A.	0-0	0-0	0-0	0-0	0	0	0	0	0	0	0	2
13	Green, A.	1-4	1-3	1-2	0-1	1	0	4	2	0	0	2	24
20	Dailey, Q.	0-1	0-1	0-0	1-0	1	1	0	0	0	0	0	9
45	Balkema, M.	0-0	0-0	3-6	2-1	3	3	3	1	2	0	0	15
TEAM		1-4 5											
TOTALS		13-41	5-17	17-24	8-20	28	15	48	9	12	5	8	200
TOTAL FG%:		1st: 7-22	.318	2nd: 6-19	.316	Game: 13-41		.317					
3-PT FG%:		1st: 3-8	.375	2nd: 2-9	.222	Game: 5-17		.294					
FT%:		1st: 5-6	.833	2nd: 12-18	.667	Game: 17-24		.708					

Technical Fouls: none

Officials: Darryl Smith, Donnie Epley, Chris Beaver

Attendance: 813

Score by Half

Northern Illinois.....22-23 45

Eastern Michigan.....22-26 48



GAME 27
NIU: 64



Central Michigan: 74
February 26, 2012 • McGuirk Arena
Mount Pleasant, Mich.

MOUNT PLEASANT, Mich. -- Freshman wing Abdel Nader scored a game-high 24 points and pulled down a game-best eight rebounds but it wasn't enough as the Northern Illinois men's basketball team dropped a 74-64 decision to Central Michigan at McGuirk Arena on Sunday afternoon. Freshman forward Kevin Gray added a career-high 13 points.

The Chippewas built a nine-point halftime lead thanks to 52 percent (13-of-25) shooting from the field in the opening 20 minutes.

Both teams got off to a quick start offensively, each making four of their first five field goal attempts. Nader fueled the Huskies in the early going, scoring eight of the first 12; including an old-fashioned three-point play off a steal to give the Huskies a 12-11 lead with 16:13 to play in the first half.

After a put-back by sophomore guard Antone Christian gave the Huskies a three-point edge, Central Michigan responded with an 11-0 run to take a 22-14 lead just past the midway point of the first half.

The Central Michigan lead grew to as many as 16, 33-17, until a quick eight-point burst by the Huskies cut the gap in half, 33-25, with 4:41 left before the break. Nader and sophomore forward Aksel Bolin started the run with back-to-back triples and freshman guard Stian Berg added a pair from the charity stripe to cut into the Chippewa advantage.

Central Michigan's lead grew back to 12 until Christian hit a trifecta at the buzzer to cut the lead to 39-30 heading into the intermission.

The first 10 minutes of the second half went back-and-forth, with NIU unable to cut the Chippewa lead under eight.

With the Central Michigan lead at 13, Kevin Gray made a jumper to ignite an 8-2 burst that pulled NIU within seven, 61-54, with just under four minutes left. Nader connected on a triple and Bolin hit a three from the wing to keep the Huskies within striking distance.

NIU pulled within six, 64-58, on a pair of free throws by Nader, but a pair of free throws by Andre Coimbra for Central Michigan and a triple off an offensive rebound pushed the Central Michigan lead to 69-58 with just 1:19 to play.

No.	NIU	FG	3FG	FT	O-D	TOT	F	TP	A	TO	B	S	MIN
13	Gray, Kevin	5-9	0-0	3-6	2-2	4	1	13	0	2	0	0	27
23	Nader, A.	8-13	3-6	5-5	1-7	8	4	24	3	4	0	3	34
32	Bolin, A.	3-5	2-2	2-3	2-3	5	5	10	2	1	1	0	24
20	Berg, S.	0-4	0-1	2-4	1-0	1	2	2	2	2	0	0	27
25	Nixon, T.	2-8	0-1	1-2	1-2	3	4	5	0	1	0	1	31
2	Grady, D.	0-0	0-0	0-0	0-0	0	0	0	0	0	0	0	4
3	Christian, A.	2-6	1-2	2-2	1-1	2	1	7	1	1	0	0	15
15	Ford, M.	0-1	0-0	1-2	0-0	0	4	1	0	2	0	0	9
2													

2011-12: BOX SCORES



GAME 28

NIU: 65

Toledo: 61

February 29, 2012 • NIU Convocation Center
DeKalb, Ill.



DEKALB, Ill. -- The Northern Illinois men's basketball team held Toledo scoreless for the final 4:27 of the contest, helping the Huskies earn a 65-61 comeback victory Wednesday night on Senior Night at the NIU Convocation Center. The Huskies finished the game on an 8-0 run to erase a four-point deficit and earn the victory.

After Reese Holliday made a pair of free throws to put Toledo up 61-57 with 4:27 left, junior guard Tony Nixon cut the Rocket lead in half, 61-59, with a short jumper.

The Huskies then used a 1-3-1 zone to slow down the Rocket offense, forcing a turnover.

Freshmen forward Keith Gray put the Huskies in front, 62-61, with an old-fashioned three-point play with 3:32 to go.

With the Huskies staying in the zone, as they would for much of the remainder of the contest, NIU got another defense stop, followed by a layup by Keith Gray to give the Huskies a three-point lead with just under three minutes remaining.

The score remained 64-61 into the closing moments, when a shot clock violation gave Toledo the ball with 7.8 seconds remaining.

On the ensuing inbounds play, freshman guard Marquavese Ford came up with a steal, forcing the Rockets to foul. Ford split the free throws and the Huskies came away with the four-point win.

Trailing by a pair in the early going, Toledo used an 11-0 run to take a 13-4 lead with 14:13 to play in the first half.

The Toledo lead would reach as much as a dozen, but an 11-2 run for the Huskies pulled NIU within a pair, 30-28, with 3:13 left before the half.

The Huskie run reached 17-2, giving NIU a 34-30 lead with 42 seconds left in the half. Bolin converted an old-fashioned three-point play to put the Huskies in front and Berg connected on his third triple of the half to give NIU a four-point lead.

Toledo scored the first seven points to begin the second half, taking a 39-34 lead two-and-a-half minutes into the second half.

A pair of free throws by Keith Gray and four points from Nader got NIU within a deuce, 57-55. After Holliday made a pair from the charity stripe and senior forward Tyler Storm answered with a jumper, Holliday connected on two more from the line, Toledo's final points of the night, giving the Rockets a four-point lead.

The Huskies outscored Toledo 16-4 in the final seven-and-a-half minutes of the contest.

No.	NIU	FG	3FG	FT	O-D	TOT	F	TP	A	TO	B	S	MIN
13	Gray, Kevin	1-2	0-0	0-0	0-1	1	2	2	1	1	0	0	17
32	Bolin, A.	4-6	1-2	1-1	2-6	8	3	10	4	1	0	1	31
44	Storm, T.	3-7	2-5	0-0	1-2	3	2	8	1	1	0	0	18
15	Ford, M.	0-1	0-0	1-2	0-3	3	2	1	3	2	1	1	21
23	Nader, A.	4-11	0-3	4-4	2-1	3	2	12	0	1	0	0	27
2	Grady, D.	0-0	0-0	0-0	0-0	0	0	0	0	0	0	0	1
3	Christian, A.	2-7	1-4	1-2	3-0	3	4	6	0	1	0	0	13
11	Miller, Z.	0-0	0-0	0-0	0-0	0	0	0	0	0	0	0	3
20	Berg, S.	3-5	3-4	0-0	0-2	2	0	9	1	1	0	0	20
21	Gray, Keith	2-5	0-0	4-5	1-2	3	1	8	1	1	0	0	23
25	Nixon, T.	2-7	0-3	5-5	2-3	5	3	9	1	0	0	1	26
TEAM		0-0 0 1											
TOTALS		21-51	7-21	16-19	11-20	31	19	65	12	10	1	3	200
TOTAL FG%:		1st: 10-22 .455	2nd: 11-29 .379	Game: 21-51 .412									
3-PT FG%:		1st: 6-13 .462	2nd: 1-8 .125	Game: 7-21 .333									
FT%:		1st: 8-9 .889	2nd: 8-10 .800	Game: 16-19 .842									

No.	Toledo	FG	3FG	FT	O-D	TOT	F	TP	A	TO	B	S	MIN
43	Smith, M.	2-2	0-0	4-4	0-2	2	4	8	0	2	2	1	27
55	Wonnell, R.	0-0	0-0	0-0	1-1	2	3	0	0	0	0	0	17
1	Buckley, D.	5-11	2-6	4-4	0-3	3	1	16	2	2	0	2	39
5	Pearson, R.	3-7	0-0	2-2	0-5	5	3	8	2	3	1	1	32
20	Brown, J.	4-15	1-6	3-4	0-2	2	1	12	2	1	0	0	37
21	Dear, D.	0-0	0-0	0-0	0-0	0	0	0	0	1	0	0	2
32	Holliday, R.	1-1	0-0	4-4	1-4	5	0	6	3	0	0	0	23
33	Dennis, C.	4-7	2-4	1-2	0-1	1	4	11	0	1	0	1	23
TEAM		3-2 5 1											
TOTALS		19-43	5-16	18-20	5-20	25	16	61	9	11	3	5	200
TOTAL FG%:		1st: 12-23 .522	2nd: 7-20 .350	Game: 19-43 .442									
3-PT FG%:		1st: 2-5 .400	2nd: 3-11 .273	Game: 5-16 .313									
FT%:		1st: 6-7 .857	2nd: 12-13 .923	Game: 18-20 .900									

Technical Fouls: none

Officials: Terry Wymer, Paul Szelc, Todd Von Sossan

Attendance: 996

Score by Half

Toledo.....32-29 61

Northern Illinois.....34-31 65



GAME 29

NIU: 51

Ball State: 62

March 3, 2012 • Worthen Arena
Muncie, Ind.



MUNCIE, Ind. -- Ball State erased an eight-point halftime deficit, defeating the Northern Illinois men's basketball team, 62-51, on Saturday afternoon at Worthen Arena in the regular season finale for both teams.

Freshman wing Abdel Nader paced the Huskies with 16 points and a team-best six rebounds. The MAC Freshman of the Year candidate also went 4-of-5 from behind the three-point line while also dishing out three assists in the contest.

The Cardinals went to the free-throw line 15 times to just six free throw attempts for the Huskies. NIU was whistled for 24 fouls while Ball State committed just 11.

Ball State scored the first two points of the contest before NIU used an 11-2 run to take an early nine-point lead. Junior guard Tony Nixon started the run with a triple, sophomore forward Aksel Bolin added a trifecta and, following a fast break layup by freshman guard Marquavese Ford, Nader connected on a triple from the corner, forcing a Ball State timeout with 15:50 to play in the first half.

Still trailing by 11, Ball State used a 5-0 burst to trim the NIU lead to six, 15-9, with just over 12 minutes to play in the half.

The Cardinals responded, cutting the Huskie lead to 25-22, with 3:45 to play.

The NIU lead remained at three until a pull-up jumper by Nader, followed by a triple from Nader, gave the Huskies a 32-24 lead that they would take into the intermission.

Nader opened the second stanza with a triple as the Huskies pushed their lead to a dozen, 39-27, with a 7-3 spurt to open the half.

Ball State responded with the next 14 points, taking a 41-39 lead just before the midway point of the half.

A triple by redshirt sophomore guard Antone Christian and a layup on the break by Ford gave the lead back to NIU, 44-41, but Ball State answered with a 17-3 run, including four-straight threes from Jeeze Berry, to take a 59-47 lead.

Ball State held NIU to just 27.8 percent (5-of-18) shooting in the second half while the Cardinals shot 42.9 percent (12-of-28) in the second 20 minutes.

Berry led the Cardinals with 19 points, Scaife and Jarrod Jones each added 11 for Ball State.

No.	NIU	FG	3FG	FT	O-D	TOT	F	TP	A	TO	B	S	MIN
21	Gray, Keith	2-4	0-0	1-2	1-2	3	4	5	0	1	0	1	15
23	Nader, A.	6-11	4-5	0-0	1-5	6	3	16	3	4	0	1	28
15	Ford, M.	2-3	0-0	0-0	0-3	3	2	4	3	2	1	1	23
25	Nixon, T.	2-5	2-4	0-0	0-1	1	2	6	0	1	0	0	22
32	Bolin, A.	2-5	2-4	0-0	1-2	3	1	6	1	2	0	0	25
2	Grady, D.	0-0	0-0	2-2	0-0	0	2	0	0	0	0	0	2
3	Christian, A.	1-3	1-2	0-0	2-0	2	3	3	1	0	0	0	14
11	Miller, Z.	0-0	0-0	0-0	0-0	0	0	1	1	0	0	0	8
13	Gray, Kevin	2-4	0-0	0-0	1-2	3	4	4	0	2	0	1	17
20	Berg, S.	1-4	1-4	0-0	0-1	1	1	3	3	2	0	0	21
43	Jackson, J.	0-1	0-0	2-2	0-0	0	2	0	0	0	0	0	5
44	Storm, T.	0-5	0-2	0-0	2-3	5	1	0	1	0	0	0	20
TEAM		1-1 2											
TOTALS		18-45	10-21	5-6	9-20	29	24	51	13	15	1	4	200
TOTAL FG%:		1st: 13-27 .481	2nd: 5-18 .278	Game: 18-45 .400									
3-PT FG%:		1st: 6-11 .545	2nd: 4-10 .400	Game: 10-21 .476									
FT%:		1st: 0-0 .000	2nd: 5-6 .833	Game: 5-6 .833									

No.	Ball State	FG	3FG	FT	O-D	TOT	F	TP	A	TO	B	S	MIN
23	Sneed, P.	1-4	0-0	0-0	2-0	2	0	2	1	1	0	0	10
45	Jones, J.	4-9	0-1	3-3	2-5	7	2	11	0	2	1	1	26
3	Davis, R.	2-9	1-5	0-1	0-2	2	2	5	4	1	0	3	32
12	Robinson, T.	0-2	0-0	0-0	1-0	1	2	0	6	2	0	0	24
32	Koch, T.	0-3	0-2	0-0	0-0	0	0	0	0	0	0	0	11
2	Kamieniecki, M.	2-3	0-0	0-1	6-3	9	1	4	0	1	0	1	12
4	Scaife, J.	4-10	3-8	0-0	1-2	3	0	11	1	0	0	4	29
11	Adeoye, A.	1-1	0-0	5-6	2-6	8	1	7	2	2	0	0	29
32	Berry, J.	6-10	5-9	2-3	0-1	1	2	19	1	1	0	0	23
50	Fields, Z.	1-3	0-0	1-1	1-0	1	1	3	0	0	0	0	4
TEAM		1-0 1 2											
TOTALS		21-53	9-25	11-15	16-19	35	11	62	15	12	1	9	200
TOTAL FG%:		1st: 9-25 .360	2nd: 12-28 .429	Game: 21-53 .396									
3-PT FG%:		1st: 3-12 .250	2nd: 6-13 .462	Game: 9-25 .360									
FT%:		1st: 3-4 .750	2nd: 8-11 .727	Game: 11-15 .733									

Technical Fouls: NIU - Gray, Kevin; Ball State - Robinson

Officials: Donnie Epproto, Glenn Mayborg, Geoff Vejcsky

Attendance: 3,935

Score by Half

Northern Illinois.....32-19 51

Ball State.....24-38 62



MAC TOURNAMENT 1ST ROUND

No. 12 NIU: 55

No. 5 Eastern Michigan: 52

March 5, 2012 • Convocation Center
Ypsilanti, Mich.



YPSILANTI, Mich. -- Junior guard Tony Nixon scored a game-high 14 points as the Northern Illinois men's basketball team defeated Eastern Michigan 55-52 on Monday night at the EMU Convocation Center to advance to the Second Round of the First-Energy Mid-American Conference Tournament.

NIU shot 48.7 percent (19-of-39) in the contest, including 9-of-21 (42.9 percent) from behind the three-point arc, while holding Eastern Michigan to just 34 percent (16-of-47) shooting. The Huskies had 16 assists on their 19 made field goals, including career-best seven assists from freshman guard Marquavese Ford.

Leading by a pair, 5-3, NIU used a 10-2 burst to take a 15-5 lead with 6:45 to play in the opening half. Nixon opened the spurt with a free throw, sophomore forward Aksel Bolin and Ford added baskets before a triple from senior forward Tyler Storm and a corner jumper by Nixon ended the run.

Eastern Michigan pulled within five, 15-10, until the triple by freshman guard Stian Berg pushed the NIU lead to eight, 18-10, with a minute to play before the break.

The Eagles split a pair of free throws to close the first half, cutting the NIU lead to 18-11.

The NIU lead grew to nine, 28-19, on a pair of free throws by Nixon, but Eastern Michigan responded with a 12-1 run to take a 31-29 lead with 11:40 remaining.

The Huskies answered with the next eight as freshman forward Kevin Gray finished at the rim and redshirt sophomore Antone Christian and Berg connected on back-to-back trifectas, giving NIU a 37-31 lead with just over eight minutes left.

NIU and Eastern Michigan traded a series of triples, with six consecutive Huskie field goals coming from behind the three-point arc, capped by a Bolin three to give NIU a 49-44 lead with 2:50 left.

The Eagles pulled within a point, 49-48, but a scooping layup by Nixon pushed the Huskie lead back to three as the clock ticked under a minute.

Bolin and Berg each made a pair from the charity stripe, pushing the NIU lead to six with 18 seconds to play.

After a triple by Eastern Michigan Derek Thompson cut the lead in half, the Huskies went to the line, shooting a one-and-one with seven seconds left.

The first NIU free throw was missed and the Eagles got just beyond half-court where Jamell Harris fired up a desperation three-point attempt where Harris' attempt drew iron but bounced out and the Huskies survived to advance to Cleveland.

No.	NIU	FG	3FG	FT	O-D	TOT	F	TP	A	TO	B	S	MIN
13	Gray, Kevin	1-1	0-0	0-0	3-3	4	2	0	0	2	0	0	20
23	Nader, A.	1-4	0-2	0-1	0-5	5	3	2	1	3	1	0	18
15	Ford, M.	3-7	0-1	0-0	1-1	2	3	6	7	3	0	1	28
25	Nixon, T.	5-8	1-3	3-6	2-3	5	0	14	2	2	0	2	32
32	Bolin, A.	4-7	3-4	2-2	0-5	5	1	13	2	1	0	3	34
3	Christian, A.	1-4	1-4	0-0	0-1								

NORTHERN ILLINOIS VS. AKRON

FEB. 11: AKRON 75, NIU 51

The Series Against Akron

Overall: 9-19

Home (in DeKalb): 7-7

Road: 2-12

MAC Tournament: no meetings

Current Streak: 1, Akron

Last 10 v. the Zips

Date	Result	Site
Jan. 29, 2003	L, 101-100 (2ot)	DeKalb
Jan. 7, 2004	L, 73-66	Akron
Dec. 4, 2004	W, 66-58	DeKalb
Jan. 14, 2006	L, 86-73	Akron
Jan. 24, 2007	L, 87-64	DeKalb
Feb. 12, 2008	W, 88-78	Akron
Feb. 15, 2009	W, 83-79	DeKalb
Feb. 13, 2010	L, 90-76	Akron
Jan. 26, 2011	W, 83-74	DeKalb
Feb. 11, 2012	L, 75-51	Akron

No.	NIU	FG	3FG	FT	O-D	TOT	F	TP	A	TO	B	S	MIN
13	Gray, Kevin	2-4	0-1	2-2	4-2	6	4	6	1	0	1	0	24
20	Berg, S.	0-6	0-3	0-0	1-1	2	1	0	1	2	0	1	25
21	Gray, Keith	5-10	0-0	3-4	4-0	4	5	13	0	0	0	1	20
23	Nader, A.	3-8	2-3	5-7	1-4	5	1	13	1	4	0	1	28
32	Bolin, A.	2-3	0-1	1-2	1-3	4	2	5	1	3	0	0	25
2	Grady, D.	0-0	0-0	1-2	0-1	1	1	1	0	1	0	0	7
3	Christian, A.	3-7	1-1	0-0	1-0	1	1	7	0	2	0	0	8
15	Ford, M.	1-6	0-1	0-0	0-0	0	0	2	0	5	0	1	20
25	Nixon, T.	0-2	0-2	0-0	0-1	1	1	0	0	2	0	0	15
43	Jackson, J.	1-2	0-0	0-0	1-0	1	1	2	0	0	0	0	9
44	Storm, T.	1-6	0-3	0-0	2-3	5	4	2	0	0	1	0	19
TEAM					3-2 5								
TOTALS		18-54	3-15	12-17	18-17	35	21	51	4	19	2	4	200
TOTAL FG%:		1st: 10-28	.357	2nd: 8-26	.308	Game: 18-54		.333					
3-PT FG%:		1st: 3-7	.429	2nd: 0-8	.000	Game: 3-15		.200					
FT%:		1st: 1-2	.500	2nd: 11-15	.733	Game: 12-17		.706					

No.	Akron	FG	3FG	FT	O-D	TOT	F	TP	A	TO	B	S	MIN
2	Walsh, B.	2-6	1-5	3-4	1-3	4	0	8	3	3	0	0	23
11	Abreu, A.	3-5	1-1	0-0	0-2	2	2	7	5	1	0	5	32
13	Cvetinovic, N.	5-6	0-0	4-5	0-1	1	2	14	0	1	0	2	23
23	Gilliam, C.	3-7	1-3	0-0	0-3	3	4	7	1	1	0	1	22
44	Marshall, Z.	1-3	0-0	5-5	0-3	3	4	7	0	0	4	0	14
1	Treadwell, D.	3-5	0-0	5-8	2-6	8	0	11	2	1	1	0	24
3	Avsec, L.	0-0	0-0	0-0	0-0	0	0	0	0	0	0	1	2
5	McClanahan, B.	0-1	0-1	2-2	0-0	0	4	2	1	1	0	0	11
10	Harney, N.	5-7	0-0	2-5	1-1	2	1	12	0	3	0	1	23
12	Petersen, K.	0-1	0-0	0-0	0-0	0	0	0	0	0	0	0	2
15	Oldham, C.J.	1-2	0-0	0-0	0-0	0	1	2	0	0	0	0	3
22	Diggs, Q.	2-4	1-3	0-0	0-0	0	0	5	1	1	0	1	21
TEAM					2-0 2								
TOTALS		25-47	4-13	21-29	6-19	25	18	75	13	12	5	11	200
TOTAL FG%:		1st: 11-21	.524	2nd: 14-26	.538	Game: 25-47		.532					
3-PT FG%:		1st: 0-3	.000	2nd: 4-10	.400	Game: 4-13		.308					
FT%:		1st: 9-14	.643	2nd: 12-15	.800	Game: 21-29		.724					

Technical Fouls: NIU - Storm

Officials: James Ferrari, Jim Schipper, Tim Stewart

Attendance: 4,378

Score by Half

Northern Illinois.....	24-27	51
Akron	31-44	75

NORTHERN ILLINOIS VS. BUFFALO

JAN. 28: BUFFALO 74, NIU 59

The Series Against Buffalo

Overall: 13-13

Home (in DeKalb): 7-4

Road: 5-9

MAC Tournament: 1-2

Current Streak: 6, Buffalo

Last 10 v. the Bulls

Date	Result	Site
Mar. 8, 2004	L, 90-73	Buffalo
Jan. 25, 2005	L, 86-80	Buffalo
Mar. 7, 2005	L, 81-75	Buffalo
Jan. 7, 2006	W, 84-82 ot	DeKalb
Feb. 3, 2007	L, 80-74	Buffalo
Feb. 9, 2008	L, 89-81	DeKalb
Feb. 7, 2009	L, 68-46	Buffalo
Jan. 30, 2010	L, 95-83	DeKalb
Jan. 29, 2011	L, 63-52	Buffalo
Jan. 28, 2012	L, 74-59	DeKalb

MAC Tournament Meetings

Date	Result	Round
Mar. 10, 2003	W, 81-64	First Round
Mar. 8, 2004	L, 90-73	First Round
Mar. 7, 2005	L, 73-66	First Round

No.	NIU	FG	3FG	FT	O-D	TOT	F	TP	A	TO	B	S	MIN
13	Gray, Kevin	0-5	0-0	1-4	4-0	4	5	1	1	2	0	0	13
21	Gray, Keith	0-3	0-0	4-4	2-2	4	5	4	0	1	0	1	9
32	Bolin, A.	3-6	1-2	1-3	3-2	5	2	8	1	3	2	0	29
20	Berg, S.	1-5	1-4	0-0	0-2	2	1	3	1	2	0	0	26
23	Nader, A.	2-13	0-5	7-9	0-3	3	3	11	0	3	0	0	23
2	Grady, D.	0-1	0-1	6-6	1-1	2	0	6	1	1	0	0	11
3	Christian, A.	2-4	2-3	0-0	1-1	2	0	6	0	0	0	0	10
15	Ford, M.	2-5	0-0	1-2	1-1	2	1	5	0	0	0	2	14
25	Nixon, T.	3-7	2-5	0-0	0-5	5	1	8	1	1	2	0	26
43	Jackson, J.	1-1	0-0	0-0	0-0	0	4	2	0	1	1	0	16
44	Storm, T.	2-7	0-3	1-1	1-3	4	1	5	2	1	0	1	23
TEAM					2-2 4								
TOTALS		16-57	6-23	21-29	15-22	37	23	59	7	15	5	4	200
TOTAL FG%:		1st: 8-27	.296	2nd: 8-30	.267	Game: 16-57		.281					
3-PT FG%:		1st: 3-11	.273	2nd: 3-12	.250	Game: 6-23		.261					
FT%:		1st: 9-10	.900	2nd: 12-19	.632	Game: 21-29		.724					

No.	Buffalo	FG	3FG	FT	O-D	TOT	F	TP	A	TO	B	S	MIN
12	McCrea, J.	4-5	0-0	6-9	5-7	12	3	14	3	2	0	3	19
21	Watt, M.	3-6	0-1	4-5	2-2	4	4	10	3	2	4	1	28
22	Nuiriankh, A.	1-4	1-4	4-4	0-2	2	1	7	0	1	0	0	13
3	Oldham, J.	2-5	1-2	0-0	1-0	1	3	5	2	1	2	0	22
5	Filzen, Z.	4-10	4-9	0-0	0-1	1	3	12	0	1	0	0	17
1	Watson, T.	3-6	3-6	0-0	1-3	4	1	9	3	1	0	2	22
4	Sebuharara, R.	0-0	0-0	0-0	0-0	0	0	0	0	0	0	0	2
10	Raley-Ross, C.	1-5	0-0	2-2	0-2	2	2	4	1	3	0	0	14
24	Barnett, D.	2-6	2-5	0-0	0-6	6	2	6	1	1	0	0	23
25	Ford, X.	1-1	0-0	2-2	0-0	0	0	4	0	1	0	0	7
30	Robinson, T.	0-1	0-0	3-4	1-1	2	4	3	0	1	0	0	17
32	Thomas-Edwards	0-3	0-2	0-0	1-0	1	0	0	0	0	0	0	6
33	Downing, C.	0-1	0-0	0-0	0-0	0	2	0	0	3	1	0	10
TEAM					1-6 7								
TOTALS		21-53	11-29	21-26	12-30	42	25	74	13	17	7	6	200
TOTAL FG%:		1st: 12-26	.462	2nd: 9-27	.333	Game: 21-53		.396					
3-PT FG%:		1st: 6-14	.429	2nd: 5-15	.333	Game: 11-29		.379					
FT%:		1st: 7-8	.875	2nd: 14-18	.778	Game: 21-26		.808					

Technical Fouls: none

Officials: Chris Beaver, Todd Von Sossan, Bret Wegenke

Attendance: 1,427

Score by Half

Buffalo	37-37	74
Northern Illinois.....	28-31	59

NORTHERN ILLINOIS VS. CENTRAL MICHIGAN

JAN. 14: NIU 74, CENTRAL MICHIGAN 66

FEB. 26: CENTRAL MICHIGAN 74, NIU 64

The Series Against CMU

Overall: 49-45

Home (in DeKalb): 35-12

Road: 14-31

MAC Tournament: 0-2

Current Streak: 1, Central Michigan

Last 10 v. the Chippewas

Date	Result	Site
March 1, 2008	L, 80-73	DeKalb
March 12, 2008	L, 83-71	Cleveland
Jan. 24, 2009	L, 58-45	DeKalb
Feb. 18, 2009	L, 63-44	Mt. Pleasant
Jan. 23, 2010	L, 81-75	Mt. Pleasant
Feb. 24, 2010	W, 67-65	DeKalb
Jan. 20, 2011	L, 66-64	Mt. Pleasant
Feb. 23, 2011	L, 64-58	DeKalb
Jan. 14, 2012	W, 74-66	DeKalb
Feb. 26, 2012	L, 74-64	Mt. Pleasant

MAC Tournament Meetings

Date	Result	Round
Mar. 14, 2003	L, 94-72	Semifinals
Mar. 12, 2008	L, 83-71	First Round

No.	NIU	FG	3FG	FT	O-D	TOT	F	TP	A	TO	B	S	MIN
5	Toler, T.	3-7	1-3	1-2	2-3	5	4	8	0	1	1	0	24
13	Gray, Kevin	0-1	0-0	0-0	1-3	4	1	0	1	3	0	0	28
20	Berg, S.	4-4	4-4	0-0	0-2	2	2	12	2	2	0	1	26
23	Nader, A.	8-11	5-5	1-4	1-4	5	5	22	2	3	0	0	26
32	Bolin, A.	2-5	0-1	9-13	2-6	8	1	13	2	2	0	1	31
3	Christian, A.	1-4	1-3	1-2	1-2	3	2	4	2	2	0	1	12
15	Ford, M.	3-3	1-1	1-1	0-0	0	3	8	1	4	0	1	18
21	Gray, Keith	1-2	0-0	3-4	0-1	1	2	5	0	2	0	0	21
25	Nixon, T.	0-3	0-2	2-2	1-2	3	2	2	1	0	0	0	13
44	Storm, T.	0-0	0-0	0-0	0-0	0	0	0	0	0	0	0	1
TEAM													
TOTALS 22-40 12-19 18-28 11-28 39 22 74 11 19 1 4 200													
TOTAL FG%: 1st: 14-24 .583 2nd: 8-16 .500 Game: 22-40 .550													
3-PT FG%: 1st: 10-14 .714 2nd: 2-5 .400 Game: 12-19 .632													
FT%: 1st: 3-7 .429 2nd: 15-21 .714 Game: 18-28 .643													

No.	Central Mich.	FG	3FG	FT	O-D	TOT	F	TP	A	TO	B	S	MIN
25	Mbaigoto, O.	3-6	2-3	3-3	2-1	3	3	11	0	2	0	1	20
35	Harden, J.	0-1	0-0	0-0	1-0	1	0	0	0	0	0	0	10
0	Zeigler, T.	7-15	2-3	2-2	1-4	5	4	18	2	4	0	1	35
2	McBroom, A.	5-12	3-7	2-2	0-0	0	1	15	4	1	0	3	29
23	Jackson, D.	3-8	2-4	8-9	1-3	4	4	16	2	0	0	2	33
3	Barnes, A.	1-1	0-0	0-0	0-0	0	0	2	0	0	0	0	6
5	Craddock, F.	0-3	0-1	1-2	0-1	1	2	1	0	2	0	1	16
10	Coimbra, A.	0-2	0-2	0-1	2-2	4	0	0	0	1	1	1	24
12	Keel, A.	1-5	1-5	0-0	0-0	0	3	0	0	1	1	1	11
13	Morris, J.	0-0	0-0	0-0	0-0	0	0	0	0	0	0	0	11
41	Saylor, Z.	0-1	0-0	0-0	0-0	0	2	0	0	0	0	0	5
TEAM													
TOTALS 20-54 10-25 16-19 8-14 22 23 66 8 10 1 10 200													
TOTAL FG%: 1st: 8-29 .276 2nd: 12-25 .480 Game: 20-54 .370													
3-PT FG%: 1st: 5-11 .455 2nd: 5-14 .357 Game: 10-25 .400													
FT%: 1st: 6-6 1.00 2nd: 10-13 .769 Game: 16-19 .842													

Technical Fouls: none
Officials: Todd Williams, James Ferrari, Dan Nowakowski
Attendance: 1,141
Score by Half
 Central Michigan27-39 66
 Northern Illinois41-33 74

No.	NIU	FG	3FG	FT	O-D	TOT	F	TP	A	TO	B	S	MIN
13	Gray, Kevin	5-9	0-0	3-6	2-2	4	1	13	0	2	0	0	27
23	Nader, A.	8-13	3-6	5-5	1-7	8	4	24	3	4	0	3	34
32	Bolin, A.	3-5	2-2	2-3	2-3	5	5	10	2	1	1	0	24
20	Berg, S.	0-4	0-1	2-4	1-0	1	2	2	2	2	0	0	27
25	Nixon, T.	2-8	0-1	1-2	1-2	3	4	5	0	1	0	1	31
2	Grady, D.	0-0	0-0	0-0	0-0	0	0	0	0	0	0	0	4
3	Christian, A.	2-6	1-2	2-2	1-1	2	1	7	1	1	0	0	15
15	Ford, M.	0-1	0-0	1-2	0-0	0	4	1	0	2	0	0	9
21	Gray, Keith	0-2	0-0	1-2	1-1	2	4	1	0	1	0	0	11
43	Jackson, J.	0-0	0-0	1-2	0-0	0	0	1	0	0	0	0	2
44	Storm, T.	0-7	0-1	0-0	2-2	4	2	0	0	0	0	0	16
TEAM													
TOTALS 20-55 6-13 18-28 13-21 34 27 64 8 14 1 4 200													
TOTAL FG%: 1st: 10-25 .400 2nd: 10-30 .333 Game: 20-55 .364													
3-PT FG%: 1st: 4-8 .500 2nd: 2-5 .400 Game: 6-13 .462													
FT%: 1st: 6-10 .600 2nd: 12-18 .667 Game: 18-28 .643													

No.	Central Mich.	FG	3FG	FT	O-D	TOT	F	TP	A	TO	B	S	MIN
3	Barnes, A.	0-1	0-0	2-2	3-3	6	2	2	1	0	0	2	21
10	Coimbra, A.	2-5	0-0	6-8	1-3	4	4	10	2	2	1	2	37
0	Zeigler, T.	6-8	0-0	2-6	2-5	7	4	14	0	3	0	1	22
2	McBroom, A.	4-7	1-2	5-6	0-3	3	2	14	2	3	0	1	31
23	Jackson, D.	5-11	4-8	5-10	0-3	3	3	19	3	3	0	0	35
4	Jordan, N.	0-0	0-0	0-0	0-0	0	0	0	0	0	0	0	0+
5	Craddock, F.	1-2	0-1	3-6	1-4	5	3	5	1	1	1	0	13
12	Keel, A.	0-4	0-2	2-2	2-1	3	1	2	0	2	0	0	10
13	Morris, J.	0-0	0-0	0-0	1-0	1	2	0	0	0	0	0	9
25	Mbaigoto, O.	3-6	2-4	0-0	2-2	4	2	8	0	1	0	1	19
35	Harden, J.	0-1	0-0	0-0	0-0	0	0	0	0	0	0	0	1
41	Saylor, Z.	0-1	0-0	0-0	0-1	1	1	0	0	0	0	0	2
TEAM													
TOTALS 21-46 7-17 25-40 13-27 40 24 74 11 15 3 6 200													
TOTAL FG%: 1st: 13-25 .520 2nd: 8-21 .381 Game: 21-46 .457													
3-PT FG%: 1st: 5-10 .500 2nd: 2-7 .286 Game: 7-17 .412													
FT%: 1st: 8-11 .727 2nd: 17-29 .586 Game: 25-40 .625													

Technical Fouls: none
Officials: Lamont Simpson, Larry Scirotto, James Ferrari
Attendance: 1,113
Score by Half
 Northern Illinois30-34 64
 Central Michigan39-35 74

NORTHERN ILLINOIS VS. KENT STATE

JAN. 25: KENT STATE 90, NIU 56

The Series Against Kent State

Overall: 17-32

Home (in DeKalb): 12-12

Road: 5-18

MAC Tournament: 0-1

Current Streak: 11, Kent State

Last 10 v. the Golden Flashes

Date	Result	Site
Feb. 6, 2005	L, 67-57	Kent
Jan. 21, 2006	L, 72-61	DeKalb
Feb. 12, 2006	L, 67-55	Kent
Jan. 27, 2007	L, 68-49	DeKalb
Feb. 9, 2008	L, 82-67	Kent
Feb. 10, 2009	L, 86-83 (2ot)	DeKalb
Mar. 10, 2009	L, 64-61	Cleveland
Feb. 1, 2010	L, 76-46	Kent
Feb. 12, 2011	L, 84-77	DeKalb
Jan. 25, 2012	L, 90-56	Kent

MAC Tournament Meetings

Date	Result	Round
Mar. 10, 2009	L, 64-61	First Round

No.	NIU	FG	3FG	FT	O-D	TOT	F	TP	A	TO	B	S	MIN
13	Gray, Kevin	1-1	0-0	0-0	2-2	4	2	2	0	1	0	2	27
3	Christian, A.	0-2	0-2	0-0	0-2	2	2	0	0	2	0	1	14
20	Berg, S.	1-3	0-2	7-8	0-0	0	0	9	0	3	9	9	22
23	Nader, A.	0-10	0-2	0-0	3-1	4	2	0	0	3	1	0	22
32	Bolin, A.	0-2	0-1	0-0	0-2	2	3	0	1	3	0	0	13
2	Grady, D.	1-1	0-0	1-2	0-2	2	0	3	0	0	0	0	6
11	Miller, Z.	1-2	0-0	0-0	0-1	1	0	2	2	2	0	2	9
15	Ford, M.	4-10	0-0	0-0	2-0	2	1	8	1	1	1	1	13
21	Gray, Keith	5-7	0-0	5-7	4-3	7	3	15	0	6	0	0	27
25	Nixon, T.	2-8	1-2	0-0	1-2	3	1	5	0	1	0	2	24
43	Jackson, J.	2-2	0-0	1-3	1-1	2	3	5	1	0	0	0	11
44	Storm, T.	2-6	1-3	2-2	0-2	2	0	7	0	0	0	0	12
TEAM													
TOTALS 19-54 2-12 16-22 17-21 38 17 56 5 22 2 8 200													
TOTAL FG%: 1st: 11-26 .423 2nd: 8-28 .286 Game: 19-54 .352													
3-PT FG%: 1st: 1-6 .167 2nd: 1-6 .167 Game: 2-12 .167													
FT%: 1st: 1-4 .250 2nd: 15-18 .833 Game: 16-22 .727													

No.	Kent State	FG	3FG	FT	O-D	TOT	F	TP	A	TO	B	S	MIN
34	Greene, J.	4-4	0-0	6-7	1-5	6	4	14	1	4	0	0	19
33	Manns, J.	2-3	0-0	2-2	2-2	4	3	6	1	2	1	1	16
2	Porrini, M.	3-6	2-3	0-1	0-2	2	0	8	9	0	1	2	23
3	Holt, R.	5-10	3-7	1-2	0-1	1	0	14	6	1	0	4	24
11	Guyton, C.	4-7	2-4	1-1	0-0	0	2	11	5	3	1	2	26
5	Evans, C.	6-8	0-1	2-3	1-3	4	2	14	1	0	3	1	27
13	Henniger, M.	0-1	0-0	1-2	2-0	2	2	1	1	1	0	0	13

NORTHERN ILLINOIS VS. OHIO

FEB. 1: OHIO 67, NIU 58

The Series Against Ohio

Overall: 16-29

Home (in DeKalb): 9-12

Road: 6-16

MAC Tournament: 1-0

Current Streak: 5, Ohio

Last 10 v. the Bobcats

Date	Result	Site
Jan. 17, 2004	L, 80-59	Athens
Jan. 12, 2005	W, 74-71	DeKalb
Jan. 17, 2006	W, 64-59	DeKalb
Feb. 9, 2006	L, 78-67	Athens
Feb. 10, 2007	W, 81-74	Athens
Feb. 2, 2008	L, 73-55	DeKalb
Feb. 5, 2009	L, 89-59	Athens
Jan. 27, 2010	L, 99-84	DeKalb
Feb. 5, 2011	L, 80-73	Athens
Feb. 1, 2012	L, 67-58	DeKalb

MAC Tournament Meetings

Date	Result	Round
Mar. 2, 1982	W, 70-68	Quarterfinals

No.	NIU	FG	3FG	FT	O-D	TOT	F	TP	A	TO	B	S	MIN
13	Gray, Kevin	0-3	0-0	0-2	1-2	3	5	0	1	3	0	0	15
21	Gray, Keith	2-4	0-0	1-1	2-3	5	4	5	1	3	2	1	15
20	Berg, S.	1-5	1-5	0-0	1-1	2	1	3	3	2	0	0	30
23	Nader, A.	2-8	1-5	7-10	0-3	3	4	12	1	1	1	1	23
32	Bolin, A.	3-4	1-1	0-1	2-3	5	2	7	1	3	1	1	25
2	Grady, D.	0-2	0-1	4-4	0-2	2	1	4	1	0	0	0	10
3	Christian, A.	6-12	3-7	0-0	1-3	4	3	15	0	2	0	0	19
15	Ford, M.	2-5	0-0	0-0	0-1	1	1	4	1	1	0	0	24
25	Nixon, T.	0-4	0-1	0-1	1-1	2	0	0	0	1	0	0	14
43	Jackson, J.	0-0	0-0	0-0	0-0	0	1	0	0	0	0	0	6
44	Storm, T.	4-6	0-1	0-0	4-1	5	3	8	1	0	0	0	19
TEAM					1-2		3						
TOTALS		20-53	6-21	12-19	13-22	35	25	58	10	16	4	3	200
TOTAL FG%:		1st: 10-26	.385	2nd: 10-27	.370	Game: 20-53		.377					
3-PT FG%:		1st: 4-11	.364	2nd: 2-10	.200	Game: 6-21		.286					
FT%:		1st: 2-5	.400	2nd: 10-14	.714	Game: 12-19		.632					

No.	Ohio	FG	3FG	FT	O-D	TOT	F	TP	A	TO	B	S	MIN
21	Smith, J.	1-2	0-0	0-2	3-5	8	1	2	0	2	2	0	31
23	Baltic, I.	0-2	0-0	3-4	0-7	7	1	3	6	3	0	1	28
3	Offutt, W.	4-11	2-5	9-9	0-2	2	4	19	1	2	0	2	28
5	Cooper, D.J.	1-6	0-3	2-3	0-2	2	3	4	4	3	0	1	33
15	Kellogg, N.	4-5	3-4	1-1	0-2	2	2	12	0	0	0	1	39
13	Hall, T.J.	0-2	0-2	0-0	0-1	1	1	0	0	2	0	0	7
20	Johnson, R.	2-2	0-0	2-2	0-1	1	4	6	0	1	0	0	13
22	Taylor, S.	3-3	2-2	0-0	0-1	1	1	8	1	0	1	2	13
30	Keely, R.	5-11	0-1	3-5	2-3	5	3	13	0	1	0	2	18
TEAM					1-1		2						
TOTALS		20-44	7-17	20-26	6-25	31	20	67	12	14	3	9	200
TOTAL FG%:		1st: 8-21	.381	2nd: 12-23	.522	Game: 20-44		.455					
3-PT FG%:		1st: 4-10	.400	2nd: 3-7	.429	Game: 7-17		.412					
FT%:		1st: 7-8	.875	2nd: 13-18	.722	Game: 20-26		.769					

Technical Fouls: none

Officials: Frank Spencer, Paul Szelc, Cornell Kincaid

Attendance: 784

Score by Half

Ohio.....	27-40	67
Northern Illinois.....	26-32	58

NORTHERN ILLINOIS VS. TOLEDO

JAN. 18: TOLEDO 71, NIU 41

The Series Against Toledo

Overall: 23-39

Home (in DeKalb): 16-11

Road: 7-25

MAC Tournament: 0-4

Current Streak: 1, Northern Illinois

Last 10 v. the Rockets

Date	Result	Site
Feb. 22, 2007	L, 86-83	DeKalb
Jan. 13, 2008	W, 78-62	DeKalb
Jan. 10, 2009	W, 75-51	DeKalb
March 8, 2009	L, 74-69	Toledo
Jan. 20, 2010	W, 58-54	Toledo
March 4, 2010	W, 60-58	DeKalb
Jan. 15, 2011	W, 64-54	DeKalb
Feb. 26, 2011	W, 75-70 (ot)	Toledo
Jan. 18, 2012	L, 71-41	Toledo
Feb. 29, 2012	W, 65-61	DeKalb

MAC Tournament Meetings

Date	Result	Round
Mar. 9, 1984	L, 73-68	Quarterfinals
Mar. 6, 1986	L, 82-79	Quarterfinals
Mar. 1, 2001	L, 68-64	2ot First Round
Mar. 9, 2006	L, 78-77	Quarterfinals

No.	NIU	FG	3FG	FT	O-D	TOT	F	TP	A	TO	B	S	MIN
5	Toler, T.	2-7	0-2	2-2	1-3	4	0	6	1	2	0	0	19
13	Gray, Kevin	1-1	0-0	1-2	4-2	6	3	3	1	3	1	2	24
20	Berg, S.	3-7	2-6	0-1	0-1	1	4	8	0	1	0	3	28
23	Nader, A.	1-10	0-3	3-6	1-4	5	2	5	0	5	0	3	36
32	Bolin, A.	2-2	0-0	0-0	1-2	3	2	4	1	0	0	0	26
2	Grady, D.	0-0	0-0	0-0	0-0	0	1	0	0	0	0	0	3
3	Christian, A.	0-3	0-1	0-0	1-0	1	0	0	0	1	1	2	15
15	Ford, M.	1-4	0-2	1-4	0-0	0	4	3	0	5	0	1	14
21	Gray, Keith	2-4	0-0	4-4	2-2	4	1	8	0	2	0	0	17
25	Nixon, T.	1-4	1-2	0-0	1-0	1	1	3	1	0	0	0	17
43	Jackson, J.	0-1	0-0	1-4	0-1	1	0	1	0	2	0	0	3
44	Storm, T.	0-0	0-0	0-0	1-0	1	0	0	0	2	0	1	8
TEAM					0-0		0						
TOTALS		13-43	3-16	12-23	12-15	27	18	41	5	23	2	12	200
TOTAL FG%:		1st: 8-24	.333	2nd: 5-19	.263	Game: 13-43		.302					
3-PT FG%:		1st: 1-7	.143	2nd: 2-9	.222	Game: 3-16		.188					
FT%:		1st: 1-3	.333	2nd: 11-20	.550	Game: 12-23		.522					

No.	Toledo	FG	3FG	FT	O-D	TOT	F	TP	A	TO	B	S	MIN
32	Holliday, R.	4-6	3-4	0-0	2-3	5	3	11	1	2	0	1	27
43	Smith, M.	4-5	0-1	1-1	2-4	6	2	9	1	0	1	1	27
1	Buckley, D.	4-9	2-3	0-0	1-2	3	1	10	4	2	1	4	32
5	Pearson, R.	3-7	0-0	2-2	2-7	9	3	8	2	8	0	2	29
20	Brown, J.	3-9	1-5	2-4	1-0	1	3	9	4	3	0	0	26
0	Ewing, J.	0-0	0-0	0-0	1-0	1	0	0	0	0	0	1	2
3	Mathew, A.J.	1-1	0-0	2-2	0-0	0	2	4	0	0	0	0	14
12	Riddle, Z.	0-0	0-0	2-2	0-0	0	1	2	0	1	0	0	2
21	Dear, D.	0-0	0-0	0-0	0-0	0	2	0	0	0	0	0	4
33	Dennis, C.	6-10	3-6	3-3	0-5	5	3	18	2	0	0	1	27
55	Wonnell, R.	0-0	0-0	0-0	0-1	1	1	0	0	1	1	0	10
TEAM					0-1		1						
TOTALS		25-47	9-19	12-14	9-23	32	21	71	14	17	3	10	200
TOTAL FG%:		1st: 13-22	.591	2nd: 12-25	.480	Game: 25-47		.532					
3-PT FG%:		1st: 5-8	.625	2nd: 4-11	.364	Game: 9-19		.474					
FT%:		1st: 6-6	1.00	2nd: 6-8	.750	Game: 12-14		.857					

Technical Fouls: none

Officials: Larry Scirotto, Jim Schipper, Mike Thibodeaux

Attendance: 4,015

Score by Half

Northern Illinois.....	18-23	41
Toledo.....	37-34	71

FEB. 29: NIU 65, TOLEDO 61

No.	NIU	FG	3FG	FT	O-D	TOT	F	TP	A	TO	B	S	MIN
13	Gray, Kevin	1-2	0-0	0-0	0-1	1	2	2	1	1	0	0	17
32	Bolin, A.	4-6	1-2	1-1	2-6	8	3	10	4	1	0	1	31
44	Storm, T.	3-7	2-5	0-0	1-2	3	2	8	1	1	0	0	18
15	Ford, M.	0-1	0-0	1-2	0-3	3	2	1	3	2	1	1	21
23	Nader, A.	4-11	0-3	4-4	2-1	3	2	12	0	1	0	0	27
2	Grady, D.	0-0	0-0	0-0	0-0	0	0	0	0	0	0	0	1
3	Christian, A.	2-7	1-4	1-2	3-0	3	4	6	0	1	0	0	13
11	Miller, Z.	0-0	0-0	0-0	0-0	0	0	0	0	0	0	0	3
20	Berg, S.	3-5	3-4	0-0	0-2	2	0	9	1	1	0	0	20
21	Gray, Keith	2-5	0-0	4-5	1-2	3	1	8	1	1	0	0	23
25	Nixon, T.	2-7	0-3	5-5	2-3	5	3	9	1	0	0	1	26
TEAM					0-0		0						
TOTALS		21-51	7-21	16-19	11-20	31	19	65	12	10	1	3	200
TOTAL FG%:		1st: 10-22	.455	2nd: 11-29	.379	Game: 21-51							

NORTHERN ILLINOIS VS. WESTERN MICHIGAN

The Series Against WMU

Overall: 29-50

Home (in DeKalb): 18-16

Road: 8-32

MAC Tournament: 2-1

Current Streak: 5, Western Michigan

Last 10 v. the Broncos

Date	Result	Site
Jan. 5, 2008	L, 86-69	Kalamazoo
Feb. 26, 2008	L, 56-49	DeKalb
Jan. 17, 2009	L, 71-52	Kalamazoo
Feb. 25, 2009	W, 78-63	DeKalb
Jan. 13, 2010	W, 87-77	DeKalb
Feb. 17, 2010	L, 90-81	Kalamazoo
Jan. 22, 2011	L, 82-80	Kalamazoo
Feb. 15, 2011	L, 77-65	DeKalb
Jan. 11, 2012	L, 77-68	Kalamazoo
Feb. 15, 2012	L, 78-53	DeKalb

MAC Tournament Meetings

Date	Result	Round
Mar. 6, 1981	W, 75-73	Semifinals
Mar. 13, 2003	W, 75-63	Quarterfinals
Mar. 7, 2007	L, 67-62	First Round

JAN. 11: WESTERN MICHIGAN 77, NIU 68

No.	NIU	FG	3FG	FT	O-D	TOT	F	TP	A	TO	B	S	MIN
13	Gray, Kevin	2-3	0-0	0-0	2-2	4	1	4	1	0	1	1	21
5	Toler, T.	5-11	5-6	0-1	0-3	3	4	15	0	0	0	0	24
11	Miller, Z.	0-4	0-2	2-2	0-2	2	4	2	2	0	0	1	24
23	Nader, A.	4-11	1-3	5-7	2-0	2	2	14	1	1	1	0	20
32	Bolin, A.	2-8	0-3	0-0	2-2	4	2	4	1	1	0	2	26
3	Christian, A.	3-5	1-2	0-0	1-1	2	2	7	1	0	0	14	
15	Ford, M.	1-2	0-0	2-2	0-3	3	2	4	2	0	0	3	21
20	Berg, S.	3-4	0-1	0-0	0-2	2	2	6	2	2	0	0	15
21	Gray, Keith	2-4	0-0	2-2	0-3	3	0	6	0	0	0	0	20
25	Nixon, T.	1-3	0-1	2-2	1-3	4	0	4	2	1	0	0	12
44	Storm, T.	1-1	0-0	0-0	0-0	0	0	2	0	0	0	0	3
TEAM						4-0		4		1			
TOTALS		24-56		7-18		13-16		12-21		33		19 68 12 7 2 7 200	
TOTAL FG%:		1st: 13-29 .448		2nd: 11-27 .407		Game: 24-56 .429							
3-PT FG%:		1st: 4-8 .500		2nd: 3-10 .300		Game: 7-18 .389							
FT%:		1st: 0-0 .000		2nd: 13-16 .813		Game: 13-16 .813							

No.	Western Mich.	FG	3FG	FT	O-D	TOT	F	TP	A	TO	B	S	MIN
11	Hutcheson, N.	4-9	2-4	7-7	0-5	5	4	17	3	2	1	0	25
33	Whitfield, F.	2-4	0-0	0-0	3-2	5	3	4	0	0	0	0	15
40	Stainbrook, M.	7-9	0-0	2-3	1-4	5	3	16	3	1	3	0	36
1	Ward, D.	3-8	1-4	4-4	0-3	3	1	11	3	2	0	0	30
5	Douglas, M.	1-5	0-2	3-3	0-6	6	2	5	8	3	0	2	36
3	Hoerdemann, H.	5-7	4-6	4-4	0-1	1	0	18	1	0	0	0	26
22	Richie, A.	2-7	2-7	0-0	0-0	0	2	6	1	0	0	0	22
32	Conteh, M.	0-0	0-0	0-0	0-1	1	0	0	0	0	1	0	6
42	Loney, D.	0-0	0-0	0-0	0-0	0	1	0	1	0	0	0	4
TEAM						1-0		1					
TOTALS		24-49		9-23		20-21		5-22		27		16 77 20 8 5 3 200	
TOTAL FG%:		1st: 11-22 .500		2nd: 13-27 .481		Game: 24-49 .490							
3-PT FG%:		1st: 5-11 .455		2nd: 4-12 .333		Game: 9-23 .391							
FT%:		1st: 7-7 1.000		2nd: 13-14 .929		Game: 20-21 .952							

Technical Fouls: none
Officials: Glenn Mayborg, Darryl Smith, Kevin Ferguson
Attendance: 2,518
Score by Half
 Northern Illinois.....30-38 68
 Western Michigan.....34-43 77

FEB. 15: WESTERN MICHIGAN 78, NIU 53

No.	NIU	FG	3FG	FT	O-D	TOT	F	TP	A	TO	B	S	MIN
13	Gray, Kevin	3-6	0-0	0-2	1-4	5	2	6	0	0	0	0	1 26
21	Gray, Keith	3-6	0-0	3-5	2-2	4	3	9	0	1	0	0	18
32	Bolin, A.	0-5	0-3	1-2	2-3	5	0	1	0	1	0	1	24
20	Berg, S.	1-4	1-4	0-2	0-2	2	3	3	3	2	0	1	28
23	Nader, A.	3-9	0-1	0-0	1-4	5	2	6	2	3	1	0	24
2	Grady, D.	0-1	0-1	0-0	0-0	0	1	0	0	2	0	0	5
3	Christian, A.	1-1	1-1	0-0	1-0	1	0	3	1	0	1	1	11
15	Ford, M.	1-6	0-0	0-0	0-1	1	3	2	2	0	0	0	19
25	Nixon, T.	5-7	0-2	2-2	0-0	0	2	12	2	1	0	0	18
43	Jackson, J.	1-1	0-0	0-0	0-1	1	1	2	0	0	0	1	7
44	Storm, T.	3-7	2-4	1-1	2-0	2	1	9	0	0	0	0	20
TEAM						0-0		0					
TOTALS		21-53		4-16		7-14		9-17		26		18 53 10 10 2 5 200	
TOTAL FG%:		1st: 10-28 .357		2nd: 11-25 .440		Game: 21-53 .396							
3-PT FG%:		1st: 2-8 .250		2nd: 2-8 .250		Game: 4-16 .250							
FT%:		1st: 2-2 1.000		2nd: 5-12 .417		Game: 7-14 .500							

No.	Western Mich.	FG	3FG	FT	O-D	TOT	F	TP	A	TO	B	S	MIN
11	Hutcheson, N.	5-10	3-5	2-2	0-2	2	3	15	0	1	0	1	19
33	Whitfield, F.	6-9	0-0	5-7	0-8	8	1	17	0	1	1	0	28
40	Stainbrook, M.	2-3	0-0	1-2	6-1	7	2	5	3	1	0	0	27
1	Ward, D.	6-12	5-10	1-1	1-1	2	2	18	1	0	0	2	29
5	Douglas, M.	0-4	0-1	2-2	1-2	3	1	2	7	4	0	2	31
3	Hoerdemann, H.	0-0	0-0	0-0	0-0	0	0	0	1	0	0	1	8
10	Pokley, B.	4-6	3-4	0-1	0-2	2	2	11	0	0	0	0	17
22	Richie, A.	2-3	2-2	0-1	0-1	1	2	6	1	2	0	0	17
30	Dean, C.	0-0	0-0	0-0	0-2	2	2	0	0	1	0	0	3
32	Conteh, M.	1-3	0-0	0-0	1-3	4	1	2	0	1	0	0	11
42	Loney, D.	1-1	0-0	0-0	1-3	4	0	2	1	1	0	0	10
TEAM						1-3		4		1			
TOTALS		27-51		13-22		11-16		11-28		39		16 78 14 13 1 6 200	
TOTAL FG%:		1st: 11-23 .478		2nd: 16-28 .571		Game: 27-51 .529							
3-PT FG%:		1st: 5-10 .500		2nd: 8-12 .667		Game: 13-22 .591							
FT%:		1st: 7-9 .778		2nd: 4-7 .571		Game: 11-16 .688							

Technical Fouls: none
Officials: Ted Hillary, Dan Nowakowski, Steve McJunkins
Attendance: 1,020
Score by Half
 Western Michigan.....34-44 78
 Northern Illinois.....24-29 53

NIU MID-AMERICAN CONFERENCE TOURNAMENT RECORDS

Single Game Points

Name	Points	Opponent, Date	Round
1. P.J. Smith	33	Western Michigan, 3-13-03	QF
2. Eugene Bates	29	Central Michigan, 3-14-03	SF
3. Perry Smith	28	Buffalo, 3-8-04	1R
4t. Tim Dillon	27	Toledo, 3-9-14	QF
4t. Kenny Battle	27	Toledo, 3-6-86	QF

Single Game Rebounds

Name	Reb	Opponent, Date	Round
1t. Allen Rayhorn	16	Bowling Green, 3-3-81	QF
1t. Allen Rayhorn	16	Western Michigan, 3-6-81	SF
3. T.J. Lux	15	Toledo, 3-1-00	1R
4t. Allen Rayhorn	12	Bowling Green, 3-1-80	SF
4t. Marcus Smallwood	12	Buffalo, 3-10-03	1R

Single Game Assists

Name	Ast	Opponent, Date	Round
1t. Jay Bryant	11	Bowling Green, 3-1-80	SF
1t. Jay Bates	11	Buffalo, 3-10-03	1R
3. Ephraim Eaddy	8	Toledo, 3-1-00	1R
4t. Steve McCuiston	7	Ball State, 3-7-81	F
4t. Daron White	7	Toledo, 3-6-86	QF
4t. Marquavese Ford	7	Eastern Michigan, 3-5-12	1R

Single Game Steals

Name	Stls	Opponent, Date	Round
1. Eugene Bates	5	Western Michigan, 3-13-03	QF

Single Game Blocks

Name	Bcks	Opponent, Date	Round
1. James Hughes	5	Buffalo, 3-7-05	1R

Single Game Field Goal Percentage

1. Bowling Green, 3-3-81, QF	.640 (32-of-50)
2. Buffalo, 3-8-04, 1R	.596 (28-of-47)
3. Toledo, 3-6-86, QF	.581 (32-of-62)

Single Game Three-Point Percentage

1. Western Michigan, 3-13-03, QF	.667 (6-of-9)
2. Kent State, 3-10-09, 1R	.563 (9-of-16)
3. Toledo, 3-9-06, 1R	.458 (11-of-24)

THE STAT CREW SYSTEM
Northern Illinois Combined Team Statistics (as of Mar 05, 2012)
All games

RECORD:	OVERALL	HOME	AWAY	NEUTRAL
ALL GAMES	5-25	4-11	1-14	0-0
CONFERENCE	3-13	3-5	0-8	0-0
NON-CONFERENCE	2-12	1-6	1-6	0-0

##	Player	gp-gs	min	avg	Total		3-Point		F-Throw		Rebounds				pf	dq	a	to	blk	stl	pts	avg		
					fg-fga	fg%	3fg-fga	3fg%	ft-fa	ft%	off	def	tot	avg										
05	x-TOLER, Tim	16-14	383	23.9	66-162	.407	22-61	.361	19-24	.792	25	56	81	5.1	31	0	5	37	6	3	173	10.8		
23	NADER, Abdel	30-28	727	24.2	110-323	.341	35-112	.313	59-86	.686	28	99	127	4.2	82	4	33	88	20	21	314	10.5		
32	BOLIN, Aksel	30-28	770	25.7	68-140	.486	18-51	.353	33-51	.647	63	89	152	5.1	62	2	39	52	6	18	187	6.2		
25	NIXON, Tony	27-4	502	18.6	48-134	.358	20-66	.303	27-39	.692	24	54	78	2.9	33	0	19	22	4	12	143	5.3		
21	GRAY, Keith	30-12	514	17.1	48-122	.393	0-0	.000	61-86	.709	43	52	95	3.2	93	4	10	51	9	8	157	5.2		
03	CHRISTIAN, Antone	30-11	512	17.1	51-174	.293	26-85	.306	23-29	.793	38	57	95	3.2	50	1	28	37	3	16	151	5.0		
15	FORD, Marquavese	30-11	537	17.9	53-138	.384	8-31	.258	18-34	.529	7	42	49	1.6	56	0	57	68	4	25	132	4.4		
20	BERG, Stian	29-13	503	17.3	34-100	.340	27-78	.346	16-26	.615	4	22	26	0.9	30	0	36	34	0	10	111	3.8		
44	STORM, Tyler	29-1	411	14.2	39-104	.375	14-45	.311	18-19	.947	37	41	78	2.7	35	0	14	16	6	12	110	3.8		
13	GRAY, Kevin	30-22	603	20.1	32-80	.400	0-1	.000	20-51	.392	44	68	112	3.7	72	3	11	32	7	10	84	2.8		
11	MILLER, Zach	18-6	338	18.8	14-46	.304	9-30	.300	11-12	.917	2	22	24	1.3	32	0	36	29	0	11	48	2.7		
43	JACKSON, Jeremiah	24-0	120	5.0	12-24	.500	0-0	.000	10-20	.500	10	7	17	0.7	18	0	2	8	3	2	34	1.4		
02	GRADY, DeMarcus	12-0	61	5.1	1-7	.143	0-4	.000	14-16	.875	2	6	8	0.7	6	0	2	4	0	1	16	1.3		
35	x-BARNETTE, DeAndr	5-0	19	3.8	0-1	.000	0-1	.000	2-2	1.000	0	5	5	1.0	4	0	0	1	1	2	2	0.4		
Team											53	47	100											
Total.....		30	6000	576-1555		.370	179-565	.317	331-495	.669	380	667	1047	34.9	604	14	292	486	69	151	1662	55.4		
Opponents.....		30	6000	656-1494		.439	230-601	.383	483-671	.720	273	685	958	31.9	492	-	378	359	93	242	2025	67.5		

x-Inactive player

TEAM STATISTICS	NIU	OPP	Date	Opponent	Score	Att.	
SCORING	1662	2025	11/11/11	at Purdue	L 34-96	14719	
Points per game	55.4	67.5	11/14/11	UW-MILWAUKEE	L 57-59	1025	
Scoring margin	-12.1	-	11/17/11	at Iowa	L 55-88	9666	
FIELD GOALS-ATT	576-1555	656-1494	11/20/11	EASTERN ILLINOIS	L 55-67	927	
Field goal pct	.370	.439	11/26/11	at Boise State	L 57-71	3019	
3 POINT FG-ATT	179-565	230-601	11/28/11	at Utah Valley	L 47-58	1044	
3-point FG pct	.317	.383	12/03/11	NEBRASKA OMAHA	L 72-77	758	
3-pt FG made per game	6.0	7.7	12-10-11	at UIC Flames	L 55-62	3026	
FREE THROWS-ATT	331-495	483-671	12/14/11	DEPAUL	L 52-75	811	
Free throw pct	.669	.720	12-17-11	SOUTHERN ILLINOIS	L 49-62	1063	
F-Throws made per game	11.0	16.1	12/20/11	VALPARAISO	L 48-59	850	
REBOUNDS	1047	958	01/02/12	ROOSEVELT	w 72-46	794	
Rebounds per game	34.9	31.9	* 01/07/12	EASTERN MICHIGAN	L 40-47	615	
Rebounding margin	+3.0	-	* 1/11/12	at Western Michigan	L 68-77	2518	
ASSISTS	292	378	* 01/14/12	CENTRAL MICHIGAN	w 74-66	1141	
Assists per game	9.7	12.6	* 01/18/12	at Toledo	L 41-71	4015	
TURNOVERS	486	359	* 01/21/12	BALL STATE	L 65-75	1961	
Turnovers per game	16.2	12.0	* 01/25/12	at Kent State	L 56-90	2753	
Turnover margin	-4.2	-	* 01/28/12	BUFFALO	L 59-74	1427	
Assist/turnover ratio	0.6	1.1	* 02/01/12	OHIO	L 58-67	784	
STEALS	151	242	* 02/04/12	at Bowling Green	L 40-65	2144	
Steals per game	5.0	8.1	* 02/08/12	MIAMI	w 62-59	768	
BLOCKS	69	93	* 2/11/12	at Akron	L 51-75	4378	
Blocks per game	2.3	3.1	* 02/15/12	WESTERN MICHIGAN	L 53-78	1020	
ATTENDANCE	14940	55444	02/18/12	at SIU Edwardsville	L 62-64	1458	
Home games-Avg/Game	15-996	15-3696	* 02-22-12	at Eastern Michigan	L 45-48	813	
Neutral site-Avg/Game	-	0-0	* 02/26/12	at Central Michigan	L 64-74	1113	
			* 02/29/12	TOLEDO	w 65-61	996	
Score by Periods	1st	2nd	Totals	* 03/03/12	at Ball State	L 51-62	3935
Northern Illinois	803	859	1662	# 03-05-12	at Eastern Michigan	w 55-52	843
Opponents	960	1065	2025				

* = Conference game

= MAC Tournament First Round (Ypsilanti, Mich.)

THE STAT CREW SYSTEM
Northern Illinois Combined Team Statistics (as of Mar 03, 2012)
Conference games

RECORD:	OVERALL	HOME	AWAY	NEUTRAL
ALL GAMES	3-13	3-5	0-8	0-0
CONFERENCE	3-13	3-5	0-8	0-0
NON-CONFERENCE	0-0	0-0	0-0	0-0

##	Player	gp-gs	min	avg	Total		3-Point		F-Throw		Rebounds				pf	dq	a	to	blk	stl	pts	avg
					fg-fga	fg%	3fg-fga	3fg%	ft-fta	ft%	off	def	tot	avg								
23	NADER, Abdel	16-16	408	25.5	59-170	.347	21-62	.339	45-63	.714	19	57	76	4.8	48	3	18	48	9	12	184	11.5
05	x-TOLER, Tim	4-4	96	24.0	14-35	.400	7-14	.500	5-7	.714	5	11	16	4.0	12	0	2	5	1	0	40	10.0
32	BOLIN, Aksel	16-16	417	26.1	38-82	.463	11-30	.367	20-32	.625	32	48	80	5.0	33	1	22	29	4	7	107	6.7
21	GRAY, Keith	16-7	282	17.6	28-67	.418	0-0	.000	39-52	.750	22	27	49	3.1	51	3	5	26	4	6	95	5.9
25	NIXON, Tony	16-3	335	20.9	28-89	.315	9-39	.231	21-28	.750	17	34	51	3.2	25	0	13	16	4	7	86	5.4
20	BERG, Stian	16-12	383	23.9	25-71	.352	19-55	.345	12-19	.632	3	16	19	1.2	19	0	26	27	0	8	81	5.1
03	CHRISTIAN, Antone	16-2	226	14.1	28-82	.341	16-45	.356	5-8	.625	20	22	42	2.6	22	0	12	17	3	8	77	4.8
15	FORD, Marquavese	16-2	264	16.5	26-75	.347	2-11	.182	9-16	.563	5	18	23	1.4	34	0	21	31	3	15	63	3.9
44	STORM, Tyler	15-1	209	13.9	23-62	.371	8-26	.308	4-4	1.000	21	21	42	2.8	20	0	7	7	3	4	58	3.9
13	GRAY, Kevin	16-15	361	22.6	20-48	.417	0-1	.000	12-32	.375	28	32	60	3.8	42	3	7	21	5	7	52	3.3
11	MILLER, Zach	6-2	82	13.7	5-13	.385	4-8	.500	2-2	1.000	0	8	8	1.3	9	0	9	5	0	4	16	2.7
43	JACKSON, Jeremiah	12-0	76	6.3	5-10	.500	0-0	.000	7-13	.538	4	4	8	0.7	12	0	1	4	1	1	17	1.4
02	GRADY, DeMarcus	12-0	61	5.1	1-7	.143	0-4	.000	14-16	.875	2	6	8	0.7	6	0	2	4	0	1	16	1.3
Team											27	27	54				4					
Total.....		16	3200		300-811	.370	97-295	.329	195-292	.668	205	331	536	33.5	333	10	145	244	37	80	892	55.8
Opponents.....		16	3200		347-757	.458	122-312	.391	273-364	.750	135	361	496	31.0	279	-	201	202	55	123	1089	68.1

x-Inactive player

TEAM STATISTICS	NIU	OPP	Date	Opponent	Score	Att.
SCORING	892	1089	* 01/07/12	EASTERN MICHIGAN	L 40-47	615
Points per game	55.8	68.1	* 1/11/12	at Western Michigan	L 68-77	2518
Scoring margin	-12.3	-	* 01/14/12	CENTRAL MICHIGAN	w 74-66	1141
FIELD GOALS-ATT	300-811	347-757	* 01/18/12	at Toledo	L 41-71	4015
Field goal pct	.370	.458	* 01/21/12	BALL STATE	L 65-75	1961
3 POINT FG-ATT	97-295	122-312	* 01/25/12	at Kent State	L 56-90	2753
3-point FG pct	.329	.391	* 01/28/12	BUFFALO	L 59-74	1427
3-pt FG made per game	6.1	7.6	* 02/01/12	OHIO	L 58-67	784
FREE THROWS-ATT	195-292	273-364	* 02/04/12	at Bowling Green	L 40-65	2144
Free throw pct	.668	.750	* 02/08/12	MIAMI	w 62-59	768
F-Throws made per game	12.2	17.1	* 2/11/12	at Akron	L 51-75	4378
REBOUNDS	536	496	* 02/15/12	WESTERN MICHIGAN	L 53-78	1020
Rebounds per game	33.5	31.0	* 02-22-12	at Eastern Michigan	L 45-48	813
Rebounding margin	+2.5	-	* 02/26/12	at Central Michigan	L 64-74	1113
ASSISTS	145	201	* 02/29/12	TOLEDO	w 65-61	996
Assists per game	9.1	12.6	* 03/03/12	at Ball State	L 51-62	3935
TURNOVERS	244	202				
Turnovers per game	15.3	12.6				
Turnover margin	-2.6	-				
Assist/turnover ratio	0.6	1.0				
STEALS	80	123				
Steals per game	5.0	7.7				
BLOCKS	37	55				
Blocks per game	2.3	3.4				
ATTENDANCE	8712	21669				
Home games-Avg/Game	8-1089	8-2709				
Neutral site-Avg/Game	-	0-0				

* = Conference game

Score by Periods	1st	2nd	Totals
Northern Illinois	433	459	892
Opponents	523	566	1089