

Men's Indoor Records



<i>Event</i>	<i>Notre Dame</i>	<i>Meyo Track</i>	<i>Collegiate</i>	<i>NCAA Meet</i>
55 Meters	Raghib Ismail (1991) 6.07	Raghib Ismail (Notre Dame) 6.20 (1991)	—	Lee McRae (Pittsburgh) 6.00 (1986)
55-Meter Hurdles	Errol Williams (1998) 7.26	Pat McGhee (Iowa) 7.14 (1989)	—	Allen Johnson (5 Carolina) 7.07 (1992)
60 Meters	Allen Rossum (1997) 6.68	— (Justin Gatlin- Tenn.) 6.74 2001	Leonard Myles-Mills 6.45 (1999 - 60 meters)	—
60-Meter Hurdles	Errol Williams (1998) 7.83	— (Justin Gatlin- Tenn.) 7.86 2001	Reggie Torian (Wisconsin) 7.47 (1997 - 60-meter hurdles)	—
200 Meters	Randy Kinder (1994) 21.11	Kevin Braunskill (N.C. State) 20.86 (1990)	S. Crawford (Clem.)/J. Capel (Fla.) 20.26 (2000)	S. Crawford (Clem.)/J. Capel (Fla.) 20.26 (2000)
400 Meters	Bobby Brown (1998) 47.39	Derek Mills (Georgia Tech) 45.75 (1993)	Brandon Coutts (Baylor) 45.60 (2000)	Brandon Coutts (Baylor) 45.60 (2000)
500 Meters	Steve Dziabis (1983) 1:01.92	Jeremy Schneider (Michigan) 1:02.77 (1999)	Roddie Haley (Arkansas) 59.82 (1986)	—
800 Meters	Jeff Hojnacki (1997) 1:47.50	Tommy Asinga (E. Michigan) 1:47.40 (1992)	Paul Ereng (Virginia) 1:44.84 (1989)	Einars Tupuritis (Wichita St.) 1:45.80 T(1996)
1,000 Meters	Phil Mishka (2000, 2001) 2:22.22	Dave Wittman (Unattached) 2:23.34 (1993)	Freddie Williams (Abilene) 2:18.74 (1986)	—
1,500 Meters	Mike Rogan (1988) 3:47.64	Doug Peterson (UCTC) 3:45.25 (1988)	Sydney Maree (Villanova) 3:38.2 (1979)	—
Mile	Chuck Aragon (1981) 3:59.9	Kevin Sullivan (Michigan) 3:55.90 (1995)	Tony Waldrop (North Carolina) 3:55.0 (1974)	Kevin Sullivan (Michigan) 3:55.33 (1995)
3,000 Meters	Mike O'Connor (1990) 7:59.19	Jim Spivey (Asics) 7:54.55 (1994)	Adam Goucher (Colorado) 7:46.03 (1998)	Josephat Kapkory (Wash. St.) 7:50.90 (1994)
5,000 Meters	Ryan Shay (2001) 13:52.66	Jim Westphall (Nike North) 13:46.16 (1994)	Suleiman Nyambui (UTEP) 13:20.4 (1981)	Jonah Koech (Iowa State) 13:36.64 (1991)
High Jump	Lloyd Constable (1985) 7-3 1/2 (2.22m)	Brian Royce (unattached) 7-7 (2.31m) (1997)	Hollis Conway (SW Louisiana) 7-9 1/4 (2.37m) (1989)	Hollis Conway (SW Louisiana) 7-9 1/4 (2.37m) (1989)
Long Jump	Marshaun West (1999) 25-6 3/4 (7.79m)	Chris Huffins (Purdue) 25-10 (7.87m) (1989)	Carl Lewis (Houston) 27-10 1/4 (8.49m) (1981)	Carl Lewis (Houston) 27-10 (8.48m) (1981)
Triple Jump	Lamarr Justice (1996) 51-6 3/4 (15.71m)	Drexell Owusu (Rice) 52-7 1/2 (17.26m) (1992)	Charlie Simpkins (Baptist) 57-5 (17.50m) (1986)	Keith Comoer (SMU) 56-9 1/2 (17.31m) (1981)
Pole Vault	Mike Brown (1999) 17-10 1/2 (5.44m)	Dave Volz (Unattached) 18-0 1/2 (5.50m) (1992)	Jacob Davis (Texas) 19-2 1/4 (5.85m) (1999)	Jacob Davis (Texas) 19-2 1/4 (5.85m) (1999)
35-lb. Weight Throw	Matt Thompson (2000) 61-3 (18.67m)	Joe Skrycki (Unattached) 67-8 (20.62m) (1998)	Tore Johnsen (UTEP) 78-6 1/2 (23.94m) (1978)	Libor Charfreitag (SMU) 78-3 3/4 (23.87m) (2000)
Shot Put	Greg Cortina (1972) 60-10 3/4 (18.56m)	Mark Parlin (unattached) 63-9 (19.43m) (1997)	Terry Albritton (Stanford) 70-6 1/2 (21.50m) (1977)	Janus Robberts (SMU) 65-1 1/4 (19.84m) (2000)
1,600-Meter Relay	Notre Dame 3:11.64* (1994)	Eastern Michigan (1988) 3:08.50**	Oklahoma (1997) 3:04.25	Oklahoma (1997) 3:04.25
3,200-Meter Relay	John McNelis, Robert Nobles Jeff Van Wie, Jim Tyler 7:21.11 (1986)	Eastern Michigan (1990) 7:18.65***	Clemson (1989) 7:17.45	—
Distance Medley Relay	Phil Mishka, Chris Cochran Tim Kober, Luke Watson 9:38.82 (2000)	Stanford (2001) 9:38.50	Stanford (2000) 9:28.83	Stanford (2000) 9:28.83

2001 –

2002

CROSS
COUNTRY/
TRACK &

* Converted from 3:14.2 mile relay time ** Converted from 3:09.6 mile relay time *** Converted from 7:21.21 two-mile relay time


Men's Outdoor Records

Event	Notre Dame	Monogram Track	Collegiate	NCAA Meet
100 Meters	Bill Hurd (1969) 10.2	Craig First (Miami) 10.10 (1998)	Ato Boldon (UCLA) 9.90 (1996)	Ato Boldon (UCLA) 9.92 (1996)
110-Meter Hurdles	C. William (1971) 13.53 (1998)	Keith Talley (SW. Michigan) 13.74 (1984)	Renaldo Nehemiah (Maryland) 13.00 (1979)	Greg Foster (UCLA) 13.22 (1978)
200 Meters	Bill Hurd (1969) 20.4	Nate Langlois (Western Michigan) 20.77 (1993)	Joe DeLoach (Houston) 19.75 (1988)	Daniel (MS St.)/Capel (Fla.) 19.87 (1988, 1999)
400 Meters	Dan Shannon (1984) 46.09	Robert Lewis (Western Michigan) 46.20 (1988)	Quincy Watts (USC) 43.50 (1992)	Quincy Watts (USC) 44.00 (1992)
400-Meter Hurdles	Aubury Lewis (1957) 50.2	Paul Steele (Iowa) 50.52 (1988)	Samuel Matete (Auburn) 47.10 (1991)	Kevin Young (UCLA) 47.85 (1988)
800 Meters	Joe Quigley (1969) 1:47.50*	Jack McIntosh (Western Michigan) 1:47.38 (1982)	Joaquim Cruz (Oregon) 1:41.77 (1984)	Mark Everett (Florida) 1:44.70
1,500 Meters	Chuck Aragon (1981) 3:38.40	Paul McMullen (Eastern Michigan) 3:44.01 (1993)	Abdi Bile (George Mason) 3:31.71 (1987)	Sydney Maree (Villanova) 3:35.30 (1981)
Mile	Chuck Aragon (1981) 4:01.2	—	Todd Harbour (Baylor) 3:50.34 (1981)	—
3,000-Meter Steeplechase	Luke Watson (2000) 8:46.77	Mark Smith (Eastern Michigan) 8:48.22 (1982)	Henry Rono (Washington St.) 8:05.4 (1978)	Henry Rono (Wash. St.) 8:12.39 (1978)
5,000 Meters	Ryan Shay (2001) 13:52.45	Jesse McGuire (Western Michigan) 14:06.3 (1990)	Henry Rono (Washington St.) 13:08.4 (1978)	Sydney Maree (Villanova) 13:20.63 (1979)
10,000 Meters	Ryan Shay (2000) 28:26.91	Patrick Kearns (Notre Dame) 29:55.68 (1991)	Henry Rono (Washington St.) 27:22.47 (1978)	Suleiman Nyambui (UTEP) 28:01.30 (1979)
High Jump	Lloyd Constable (1985) 7-3 1/2 (2.22m)	Vinton Bennett (Western Michigan) 7-2 1/2 (2.20m) (1991)	Hollis Conway (SW Louisiana) 7-10 (2.39m) (1989)	Hollis Conway (SW La.) 7-9 3/4 (2.38m) (1989)
Long Jump	Marshaun West (2000) 25-8 (7.82m)	Aaron Hopkins (Toledo) 25-6 1/4 (7.78m) (1966)	Erick Walder (Arkansas) 28-8 1/4 (8.74m) (1994)	Erick Walder (Arkansas) 28-0 (8.53m) (1993)
Triple Jump	Lamarr Justice (1996) 50-8 (15.44m)	Larry Kinney (Pittsburgh) 52-3 (15.92m) (1979)	James Beckford (Blinn) 58-9 1/2 (17.92m) (1995)	Keith Connor (SMU) 57-7 3/4 (17.57m) (1982)
Pole Vault	Mike Brown (1999) 17-5 1/2 (5.32m)	Jeff Ward (Miami) 18-2 1/2 (5.55m) (1982)	Lawrence Johnson (Tennessee) 19-7 1/2 (5.98m) (1996)	Lawrence Johnson (Tenn.) 19-1 (5.81m) (1996)
Shot Put	Mike Fleisch (1997) 59-10 3/4 (18.25)	Jeff Braun (Wisconsin) 62-0 (18.89) (1979)	John Godina (UCLA) 72-2 1/4 (22.00m) (1995)	John Godina (UCLA) 72-2 1/4 (22.00m) (1995)
Discus	Paul Gill (1970) 191-7 3/4 (58.41m)	Paul Gill (Notre Dame) 191-7 3/4 (58.41m) (1970)	Kamy Keshmiri (Nevada) 232-5 (70.84m) (1992)	Kamy Keshmiri (Nevada) 220-0 (67.06m)(1992)
Hammer	Tom Mick (1988) 199-11 (60.94m)	Dale Cowper (Western Michigan) 198-3 (60.42m) (2001)	Balazs Kiss (USC) 268-10 (81.94m) (1998)	Balazs Kiss (USC) 265-3 (80.84m) (1996)
Javelin (old)	Tom Morando (1958) 224-10 1/2 (68.54m)	Ed Reed (Rice) 234-2 (71.38m) (1962)	Brian Crouser (Oregon) 312-0 (95.10m) (1985)	—
Javelin (new)	Ryan Mihalko (1990) 222-8 (67.86m)	Brian Keane (Western Michigan) 232-2 (70.76m) (1993)	Patrik Boden (Texas) 292-4 (89.10m) (1990)	Esko Mikkola (Arizona) 268-7 (81.86m)
Decathlon	Paul Doyle (1982) 7,774	—	Tom Pappas (Tennessee) 8,463 (1999)	Brian Brophy (Tenn.) 8,276 (1992)
400-Meter Relay	T. Davey, C. Cochran, T. Gilbert, M. West 40.22 (2000)	Notre Dame (2000) 40.22	Texas Christian (1989) 38.04	Texas Christian (1989) 38.04
1,600-Meter Relay	R. Nobles, D. Shannon, V. Pearcy, M. Van Eyken 3:08.11 (1985)	Southern Illinois (1982) 3:05.2	UCLA (1988) 2:59.91	UCLA (1988) 2:59.91
3,200-Meter Relay	J. McNelis, R. Nobles, N. Sparks, J. Van Wie 7:20.11 (1985)	—	Arizona State (1984) 7:08.96	—

* = Converted from 880-yard tim



2001 -
2002
CROSS
COUNTRY/
TRACK &



Jeff Hojnacki set the Notre Dame 600-meter record at the 1997 Red Simmons Invitational.

55 Meters

1. Raghieb Ismail, 1991 (Centrals)6.07
2. Raghieb Ismail, 1991 (NCAA)6.13
3. Raghieb Ismail, 1991 (IC4A)6.16
4. Allen Rossum, 1997 (Wilson)6.18
5. Raghieb Ismail, 1991 (Meyo)6.20
6. Raghieb Ismail, 1991 (Wilson)6.22
7. Willie Clark, 1992 (IN Int.).....6.22
8. Tim Brown, 1987 (Michigan St.)6.23
9. Tony Ragunas, 1987 (Michigan St.)...6.23
10. Allen Rossum, 1995 (MCC)6.23
11. Allen Rossum, 1997 (BIG EAST)6.23

55-Meter Hurdles

1. Errol Williams, 1998 (BIG EAST)7.26
2. Errol Williams, 1998 (Red Simmons) 7.29
3. Glenn Watson, 1987 (Tri)7.29
4. Alvin Miller, 19847.33
5. Errol Williams, 1998 (NCAA)7.34
6. Arnie Gough, 19787.36
7. Errol Williams, 1995 (Wilson Finals) 7.37
8. Errol Williams, 1997 (Cannon IV)7.37
9. Errol Williams, 1997 (Silverston).....7.37
10. Errol Williams, 1997 (Silverston Heat).....7.37
11. Errol Williams, 1997 (WilsonHeat)....7.37
12. Errol Williams, 1997 (Red Simmons) 7.37
13. Errol Williams, 1998 (Purdue)7.37

200 Meters (since 1988)

1. Randy Kinder, 1994 (Drake Dual) ..21.11
2. Marshaun West, 1999 (Meyo)21.16
3. Marshaun West, 1999 (Indiana)21.17
4. Randy Kinder, 1994 (Meyo)21.19
5. Randy Kinder, 1994 (Alex Wilson) ..21.22
6. Willie Clark, 1991 (Wilson)21.26
7. Chris Cochran, 2000 (Quad)21.26
8. Marshaun West, 1999 (BIG EAST Heat)21.28
9. Chris Cochran, 2000 (Cannon IV) ..21.30
10. Chris Cochran, 2000 (Alex Wilson) 21.37

400 Meters (y=440 Yards)

1. Bobby Brown, 1998 (Big East)47.39
2. Chris Cochran, 2000 (Meyo)47.41
3. Bill Boyle, 196447.9y (47.6)
4. Steve Dziabis, 1983.....47.9y (47.6)
5. Terry Wray, 2000 (Alex Wilson)47.66
6. Danny Payton, 1995 (WMU/Mar) ..47.73
7. Chris Cochran, 2000 (BIG EAST)47.76
8. Bobby Brown, 1998 (Meyo)47.89
9. Yan Searcy, 198948.03
10. Chris Cochran, 1997 (Wilson)48.10

500 Meters (since 1991)

1. Steve Dziabis, 19831:01.92
2. Danny Payton, 19981:02.79
3. Danny Payton, 19981:02.92
4. Terry Wray, 2000 (Meyo)1:03.11
5. Terry Wray, 19981:03.28
6. Brian McQuaid, 19951:03.39
7. Tim Kober, 2000 (Meyo)1:03.49
8. Danny Payton, 19981:03.61
9. Terry Wray, 19991:03.62
10. Terry Wray, 19981:03.65

600 Meters (As of 1991)

1. Jeff Hojnacki, 1997 (Red Simmons)1:18.65
2. Phil Miska, 2000 (Indiana)1:18.81
3. Phil Mishka, 1999 (Indiana)1:19.17
4. Tim Kober, 2000 (Quad)1:19.88
5. Danny Payton, 1998 (Red Simmons)1:20.67
6. Danny Payton, 1998 (IN&TN)1:20.80
7. Jeff Hojnacki, 1997 (Indiana)1:20.87
8. Terry Wray, 1998 (Red Simmons) 1:21.14
9. Curran, 1995 (Central Collegiates)1:21.22
10. Terry Wray, 1999 (Red Simmons)1:21.85

800 Meters (y=880 Yards)

1. Jeff Hojnacki, 1997 (Wilson)1:47.50
2. Phil Mishka, 2000 (Alex Wilson) 1:48.44
3. Phil Mishka, 2000 (Meyo)1:48.57
4. Tim Kober, 2000 (Wilson)1:48.97
5. Jeff Hojnacki, 1997 (Cannon IV) 1:49.48
6. Phil Mishka, 2000 (Quad)1:49.69
7. Pete Farrell, 19671:49.3y (1:48.60)
8. Jeff Hojnacki, 19941:49.72
9. Ron Gregory, 19601:50.5y (1:49.80)
10. Jeff Hojnacki, 1996 (NCAA)1:49.96

1,000 Meters

1. Phil Mishka, 2000 (BIG EAST)2:22.22
2. Phil Mishka, 2001 (BIG EAST)2:22.22
3. David Warth, 19872:23.56
4. Joe Royer, 1995 (IC4A)2:24.81
5. David Warth, 19872:24.77
6. Joe Royer, 1995 (WMU/Marquette).....2:25.79
7. Mark Lavery, 19892:26.31
8. Jeff Hojnacki, 1996 (Meyo Heat) 2:26.32
9. David Warth, 19892:26.34
10. Jeff Hojnacki, 19942:26.34
11. Jeff Hojnacki, 1997 (BIG EAST Heat)2:26.42

1,500 Meters

1. Mike Rogan, 1988 (Wilson)3:47.64
2. Rick Mulvey, 1989 (N.D. Invite) ..3:55.31
3. Matt Ronzone, 1988 (Wilson).....3:56.26
4. Tom Macken, 1989 (Wilson).....3:56.79
5. Matt Ronzone, 1989 (Wilson).....3:57.57
6. Shawn Schneider, 1990 (Wilson) 3:58.63
7. Greg Soroka, 1989 (Wilson)3:58.98
8. Kevin Keegan, 1989 (Wilson)4:00.00
9. Tom Macken, 1989 (N.D. Invite)..4:00.82
10. Greg Soroka, 1990 (Wilson)4:01.24
11. Kevin Keegan, 1990 (Wilson)4:01.24

Mile Run

1. Chuck Aragon, 1981 (Illini)3:59.90
2. Antonio Arce, 1999 (Alex Wilson)4:02.48
3. Chuck Aragon, 1981 (Ind. Int.) ..4:03.11
4. Ed Dean, 19664:03.60
5. Antonio Arce, 1999 (NCAA)4:04.14
6. Jim Tyler, 1983 (Illini)4:04.32
7. Mike O'Connor, 19884:04.50
8. Mike McWilliams, 1993 (Meyo)4:04.75
9. John Coyle, 1992 (Meyo)4:05.56
10. Antonio Arce, 2000 (Alex Wilson) ..4:05.64

2001 -

2002

3,000 Meters

1. Mike O'Connor, 1990 (IC4A)7:59.19
2. Ryan Shay, 2001 (Wilson)8:05.44
3. Ryan Cahill, 1991 (Wilson)8:06.11
4. Ryan Cahill, 1991 (Meyo)8:07.50
5. John Coyle, 1992 (IC4A)8:08.01
6. Luke Watson, 2000 (Quad)8:09.50
7. Dan Garrett, 19888:09.90
8. Mike O'Connor, 1990 (Meyo)8:09.49
9. John Coyle, 1992 (Centrals)8:09.53
10. Ryan Shay, 2001 (BIG EAST)8:10.21

5,000 Meters

1. Ryan Shay, 2001 (Meyo)13:52.66
2. Mike O'Connor, 1990 (NCAA)13:56.46
3. Mike O'Connor, 1990 (Wilson)....13:57.38
4. John Coyle, 1992 (Wilson).....14:00.3
5. Ryan Shay, 2001 (NCAA)14:02.35
6. Ryan Shay, 2000 (Alex Wilson) 14:08.31
7. Ryan Shay, 2001 (BIG EAST)14:10.00
8. Ron Markezich, 198914:11.85
9. Ryan Shay, 1999 (Alex Wilson)..14:13.88
10. Mike McWilliams, 1995 (IC4A) ..14:15.76

High Jump

1. Lloyd Constable, 1985 (DePaul) ..7-3 1/2
2. Todd Herman, 1993 (Alex Wilson)7-3
3. Todd Herman, 1993 (Meyo)7-2 1/2
4. Todd Herman, 1993 (NCAA)7-2
5. Lloyd Constable, 1985 (Iowa)7-2
6. Todd Herman, 1992 (IC4A)7-1 1/2
7. Todd Herman, 1992 (Wilson)7-1
8. Todd Herman, 1994 (Purdue Quad)....7-1
9. Lloyd Constable, 1985 (IC4A).....7-0 1/2
10. Todd Herman, 1994 (Meyo)7-0 1/2

Long Jump

1. Marshaun West, 1999 (Red Simmons).....25-6 3/4
2. James Patterson, 1985 (IC4A)25-5
3. Marshaun West, 2000 (Quad) ..25-4 1/2
4. Marshaun West, 1998 (Central) 25-1 1/4
5. Marshaun West, 1999 (Indiana)25-0
6. Marshaun West, 1999 (Alex Wilson)24-11 3/4
7. Marshaun West, 1999 (NCAA)24-10
8. Marshaun West, 1997 (Red Simmons).....24-9 1/4
9. James Patterson, 1985 (WMich)24-9
10. Marshaun West, 2000 (BIG EAST)24-7

Triple Jump

1. Lamarr Justice, 1996 (Butler Open)51-6 3/4
2. Lamarr Justice, 1996 (BIG EAST)51-2 1/4
3. Godwin Mbagwu, 2001 (Tri).....50-4 3/4
4. James Patterson, 198549-7 3/4
5. Mike McMannon, 196949-5 1/2
6. Quill Redwine, 2001 (Tri).....49-3 1/2
7. Quill Redwine, 1999 (Indiana) 48-10 1/4
8. Godwin Mbagwu, 2001 (Meyo)48-10
9. Quill Redwine, 2000 (Meyo)48-9 1/2
10. James Patterson, 1985 (Iowa) ..48-6 3/4

Pole Vault

1. Mike Brown, 1999 (NCAA)17-10 1/2
2. Mike Brown, 1999 (Alex Wilson)17-6 1/4
3. Mike Brown, 1998 (Red Simmons).....17-5 3/4
4. Mike Brown, 1999 (Meyo)17-2 3/4
5. Mike Brown, 1998 (Silverston) ..17-1 1/2
6. Mike Brown, 1999 (Purdue)17-1 1/2
7. Paul Doyle, 1982 (Centrals)16-8 3/4
8. Dan Grenough, 1995 (WMU/Marquette)16-6
9. Mike Brown, 1998 (BIG EAST)16-6
10. Mike Brown, 1999 (Wolverine, Indiana)16-6

Shot Put

1. Greg Cortina, 1972 (NCAA)60-10 3/4
2. Greg Cortina, 1972 (Centrals)60-10
3. Mike Fleisch, 1996 (Meyo)59-9 1/4
4. Greg Cortina, 1972 (Miami)59-8
5. Mike Fleisch, 1996 (BIG EAST) ..59-6 1/4
6. Mike Fleisch, 1996 (Centrals)57-1 1/2
7. Mike Fleisch, 1996 (Butler Open)57-0
8. Elio Polselli, 1971 (Ohio St.)56-9 3/4
9. Tom Kraus, 198856-7
10. Carl Ludecke, 196355-11 3/4

35-Pound Weight

1. Matt Thompson, 2000 (Alex Wilson)61-3
2. Matt Thompson, 2000 (BIG EAST)58-11 1/2
3. Matt Thompson, 1999 (Big East)58-3 1/4
4. Matt Thompson, 2000 (Indiana)58-3 1/4
5. Matt Thompson, 2000 (Quad)58-2
6. Matt Thompson, 2000 (Meyo) ..57-9 1/2
7. Matt Thompson, 2000 (Cannon IV)57-3 1/2
8. Greg Moretti, 1996 (Meyo).....57-2 3/4
9. Greg Moretti, 1996 (Centrals)....56-9 1/2
10. Greg Moretti, 1996 (DePaul).....56-6

4 X 400 Relay

1. 1994 (Alex Wilson)3:11.64 (3:12.89y)
2. 1994 (Drake Dual)3:12.09 (3:13.34y)
3. 1986 (Ind. Int.)3:13.07 (3:14.2y)
4. 1998 (Indiana & Tennessee)3:14.11
5. 1989 (Wilson)3:14.56 (3:15.7y)
6. 1986 (Centrals).....3:15.58 (3:16.72y)
7. 2001 (Meyo).....3:15.59
8. 1997 (BIG EAST).....3:15.62
9. 1998 (BIG EAST).....3:15.79
10. 1982 (Illini)3:16.41 (3:17.56y)

4 X 800 Relay


1. 1986 (Ind. Int.)7:21.11
2. 1989 (Wilson).....7:21.12 (7:24.70y)
3. 1980 (Illini)7:25.94 (7:28.54y)
4. 1989 (Meyo).....7:27.76
5. 1987 (Orange)7:28.41 (7:31.03y)
6. 1986 (W. Mich.)7:29.01
7. 1987 (Centrals).....7:31.55
8. 1983 (Centrals).....7:32.38
9. 1981 (Knights).....7:33.36 (7:36.0y)
10. 1980 (Knights).....7:33.74 (7:36.39y)



Mike Brown has nine of the top 10 pole vault marks in Notre Dame history.

Distance Medley Relay

1. 2000 (NCAA)9:38.82
2. 1997 (Silverston)9:39.39
3. 2000 (Alex Wilson)9:39.40
4. 1983 (Centrals).....9:43.10
5. 2000 (Meyo)9:43.78
6. 1998 (Butler Last Chance)9:43.84
7. 1981 (Centrals).....9:44.14
8. 1997 (NCAA)9:45.67
9. 1982 (Centrals).....9:50.10
10. 1997 (BIG EAST).....9:52.08



The 2000 Notre Dame distance medley team (left to right: Phil Mishka, Luke Watson, Chris Cochran and Tim Kober) set the school record and finished sixth at the '00 NCAA Indoor Championship.



Men's Outdoor Bests

INDIANAS H

2001 - 2002 CROSS COUNTRY/ TRACK &



Bill Hurd's 100-meter time still stands as the Notre Dame record after 32 years.

100 Meters

1. Bill Hurd, 1969 (NCAA).....9.3y (10.2)
2. Raghīb Ismail, 1991 (Quad)10.34
3. Dean Lytle, 1994 (Ind. Int.)10.52
4. Travis Davey, 2000 (BIG EAST)10.57
5. Willie Clark, 1991 (Rice)10.60
- Dean Lytle, 1994 (WMU)10.60
7. Randy Kinder, 1994 (IC4A)10.63
8. Willie Clark, 1991 (Quad)10.64
- Phil Gilmore, 1986 (Ind. Int.)10.64
- Randy Kinder, 1994 (Illinois)10.64

110-Meter Hurdles (y=120 Yards)

1. Tom McMannon, 197113.5y (13.50)
2. Errol Williams, 1998 (NCAA)13.53
3. Errol Williams, 1995 (Illinois TF)....13.60
4. Errol Williams, 1998 (Miami Inv.) ..13.65
5. Errol Williams, 1998 (Billy Hayes) ..13.67
6. Errol Williams, 1998 (BIG EAST)....13.69
7. Arnie Gough, 197913.74wa
8. Errol Williams, 1998 (Drake)13.77
9. Errol Williams, 199813.78
10. Arnie Gough, 197913.76
11. Errol Williams, 1997 (Billy Hayes) ..13.78
wa=wind-aided

200 Meters (y=220 Yards)

1. Bill Hurd, 196920.5y (20.4)
2. Willie Clark, 1991 (Rice)20.92
3. Tim Brown, 198720.98
4. Joe Foreman, 195621.0y (20.9)
5. Ole Skarstein, 196921.2y (21.1)
6. Marshaun West, 1999 (Pomona-Pitzer)21.16
7. Marshaun West, 2000 (BIG EAST) ..21.27
- Chris Cochran, 2000 (BIG EAST)21.27
9. Marshaun West, 2000 (BIG EAST) ..21.29
10. Errol Williams, 1997 (Miami)21.30

400 Meters (y=440 Yards)

1. Dan Shannon, 198446.09
2. Bill Boyle, 196446.5y (46.2)
3. Steve Dziabis, 1982 (Centrals).....46.60
4. Dan Shannon, 1985 (Centrals)46.81
5. Chris Cochran, 1999 (Big East)46.86
6. Alex Wilson, 193247.4y (47.1)
7. Van Percy, 198347.26
8. Chris Cochran, 2000 (Baldy Castillo)47.40
9. Van Percy, 1982 (Centrals)47.46
10. Danny Payton, 1995 (Centrals)47.47

400-Meter Hurdles (y=440-yard HH)

1. Aubrey Lewis, 195750.5y (50.20)
2. Tom Bernier, 198053.0y (52.70)
3. Errol Williams, 1997 (Alabama).....52.86
4. Dean McFarlane, 198353.09
5. Gus Desch, 192153.4y (53.10)
6. Chris Lilly, 1994 (East. Ill.).....53.11
7. Chris Ross, 199253.32
8. Peter DeMeo, 1989.....53.35
9. Doug Breunlin, 196853.8y (53.50)
- Tom McMannon, 197153.8y (53.50)

800 Meters (y=880 Yards)

1. Joe Quigley, 1969.....1:48.2y (1:47.5)
2. Pete Farrell, 19661:48.7y (1:48.0)
3. Phil Miska, 2000 (Baldy Castillo) 1:48.01
4. Tim Kober, 2000 (NCAAs)1:48.12
5. Jeff Hojnacki, 1997 (Mt. SAC)1:48.19
6. Jay Miranda, 19771:48.21
- Jeff Hojnacki, 1997 (Drake Relays)1:48.21
8. Tim Kober, 2000 (Drake)1:48.48
9. Robert Nobles, 1985 (Centrals)/(National)1:48.78
10. Phil Mishka, 1999 (Mt. SAC)1:48.94

1,500 Meters

1. Chuck Aragon, 1981 (NCAA)3:38.40
2. Jim Tyler, 1986 (National)3:42.16
3. Jim Tyler, 1986.....3:42.60
4. Kevin O'Brien, 19683:43.00
5. Chuck Aragon, 1981 (IC4A)3:43.34
6. Chuck Aragon, 1981 (Ind. Int.) ..3:45.06
7. Mike Rogan, 1990.....3:45.22
8. Jim Tyler, 1986 (IC4A)3:45.27
9. Mike O'Connor, 19903:45.29
10. Jeff Hojnacki, 1997 (IC4A)3:45.92

3,000-Meter Steeplechase


1. Luke Watson, 2000 (Gatorade Twilight)8:46.77
2. Luke Watson, 2000 (Stanford)8:46.98
3. Rick Mulvey, 19888:47.32
4. John Cowan, 1995 (Centrals)8:49.65
5. Dennis Vanderkraats, 19788:50.00
6. Derek Seiling, 1997 (Mt. SAC)8:50.74
7. Luke Watson, 2000 (Mt. SAC).....8:51.54
8. John Cowan, 1995 (NCAA).....8:54.96
9. Derek Seiling, 1997 (IC4A)8:55.40
10. John Cowan, 1993 (Centrals)8:55.41

5,000 Meters

1. Ryan Shay, 2001 (NCAA)13:52.45
2. Dan Garrett, 198813:53.52
3. Ryan Shay, 2001 (Mt. SAC)13:54.77
4. Antonio Arce, 1999 (Stanford) ..13:55.98
5. Mike O'Connor, 1988 (Stanford) 13:58.84
6. Ron Markezich, 1988.....14:00.25
7. Ryan Cahill, 1991 (Dogwood)14:00.41
8. Jason Rexing, 1998 (Mt. Sac) ..14:02.18
9. Ryan Shay, 1999 (Mt. SAC)14:02.35
10. Antonio Arce, 2000 (Stanford) ..14:02.41

10,000 Meters

1. Ryan Shay, 2000 (Mt. SAC)28:26.91
2. Ryan Shay, 2001 (Stanford)28:40.03
3. Ron Markezich, 1989.....28:44.91
4. Ryan Shay, 2000 (Stanford)28:50.73
5. Ryan Shay, 1999 (Stanford)29:01.59
6. Ryan Shay, 2001 (NCAA)29:05.44
7. Jason Rexing, 1998 (Stanford) ..29:10.41
8. Ryan Shay, 2001 (BIG EAST)29:17.61
9. Jason Rexing, 1997 (Stanford) ..29:20.55
10. Dennis Vanderkraats, 1979.....29:27.00



Aubrey Lewis set the Notre Dame 400-meter hurdle record in 1957.

Pole Vault

1. Mike Brown, 1999 (Purdue)17-5 1/2
2. Mike Brown, 1999 (Mt. SAC)17-5 1/4
3. Mike Brown, 1997 (Mt. SAC)17-3
Mike Brown, 1998 (Boilermaker)17-3
5. Mike Brown, 1997 (IC4A)17-0 1/4
6. Dave Gerrity, 1997 (Pomona-Pitzer) 17-0
7. Mike Brown, 1998 (Mt. SAC)17-0
8. Mike Brown, 1997 (Purdue)16-11 1/2
9. David Gerrity, 1996 (BIG EAST) ..16-10 3/4
10. David Gerrity, 1996 (IC4A).....16-8 3/4

High Jump

1. Lloyd Constable, 1985 (Centrals) 7-3 1/2
2. Lloyd Constable, 19827-2
3. Todd Herman, 1994 (CCC)7-1 3/4
4. Todd Herman, 1994 (IC4A)7-1 1/2
5. Todd Herman, 1993
(National Invit.)7-1 1/4
Todd Herman, 1993 (Centrals)7-0 1/4
7. Lloyd Constable, 1982 (Centrals)7-0
Todd Herman, 1992 (Texas)7-0
Todd Herman, 1994
(East KY/Hillsdale)7-0
10. Tom Mescall, 1993 (Centrals)6-11 3/4
John Cole, 19886-11 3/4
Paul Maloney, 1990 (IC4A).....6-11 3/4

Long Jump

1. Marshaun West, 2000 (BIG EAST) ..25-8
2. James Patterson, 1985
(Centrals).....25-5 1/2
3. James Patterson, 1985 (IC4A) ..25-5 1/4
4. James Patterson, 1985 (Drake)..25-4 3/4
5. Jeff Smith, 1988.....25-3 1/2
6. Marshaun West, 2000 (NCAA) ..25-2 3/4
7. Mike McMannon, 1969.....25-2
8. James Patterson, 1984.....25-2
9. James Patterson, 1985
(National)25-1 3/4
10. Marshaun West, 2000
(Baldy Castillo).....25-1 1/4

Triple Jump

1. Lamarr Justice, 1995 (Miami OH)50-8
2. James Patterson, 1985 (Centrals).....50-7 1/2
3. James Patterson, 1985.....50-7
4. Lamarr Justice, 1996 (BIG EAST) ..50-6.5
5. Lamarr Justice, 1994 (Centrals) 50-0 3/4
6. James Patterson, 1985 (Drake)..50-0 1/2
7. Lamarr Justice, 1995 (Illinois TF) ..49-11.25
8. Lamarr Justice, 1996 (W. Mich.)..49-7.75
9. Mike McMannon, 197149-7 1/2
10. Lamarr Justice, 1996 (Miami)49-6.5

Shot Put

1. Mike Fleisch, 1997
(Butler/Miami)59-10 3/4
2. Mike Fleisch, 1997 (Cal Poly)59-7 3/4
3. Greg Cortina, 1972
(Penn Relays).....59-5 3/4
4. Greg Cortina, 1972 (Miami)59-4 1/4
5. Mike Fleisch, 1997
(Baldy Castillo).....58-2 1/2
6. Mike Fleisch, 1997 (Alabama) ..57-8 1/2
Mike Fleisch, 1997 (Miami)57-8 1/2
8. Mike Fleisch, 1997 (BIG EAST) 56-11 1/4
9. Mike Fleisch, 1997
(Butler/Miami)56-10 3/4
10. Elio Polsell, 197256-3 1/4



Ryan Mihalko, who also played fullback on the Notre Dame football team, holds all 10 of the top all-time javelin marks.

Discus

1. Paul Gill, 1970 (Mich. St.)191-7 3/4
2. Elio Polsell, 1970 (Mich. St.) ..183-8 1/2
3. Paul Gill, 1970 (Army)182-9
4. Paul Gill, 1970 (Centrals)180-3
5. Matt Thompson, 2000 (Billy Hayes) ..180-2
6. Derek Dyer, 2001 (Spring Opener) ..179-5
7. Elio Polsell, 1972 (Quad)178-8
8. Paul Gill, 1970 (Drake).....177-9
9. Matt Thompson, 2000 (BIG EAST) 176-10
10. Derek Dyer, 2000 (Billy Hayes)175-7

Hammer Throw

1. Tom Mick, 1988 (IC4A)199-11
2. Greg Moretti, 1996 (Miami)192-10
3. Tom Mick, 1988192-7
4. Greg Moretti, 1996 (Big East)191-3
5. Tom Mick, 1988
(Indiana Intercollegiates).....190-4
6. Tom Mick, 1988
(Central Collegiates)187-11
7. Jay Hofner, 1999 (BIG EAST)185-1
8. Greg Moretti, 1996 (Drake Relays) 183-2
9. Greg Moretti, 1996
(Bronco Inv.)182-10 3/4
10. Tom Mick, 1988 (Stanford).....182-6

Javelin (New)

1. Ryan Mihalko, 1990 (IC4A)222-8
2. Ryan Mihalko, 1991 (Quad)215-5
3. Ryan Mihalko, 1988 (IC4A)213-8
4. Ryan Mihalko, 1992 (Alabama).....207-9
5. Ryan Mihalko, 1990 (Rice)207-5
6. Ryan Mihalko, 1991 (Centrals)206-9
7. Ryan Mihalko, 1991 (Rice)206-1
8. Ryan Mihalko, 1990 (Stanford)203-5
9. Ryan Mihalko, 1990 (Centrals)203-2
10. Ryan Mihalko, 1990 (Snowshoe)202-9

4 x 100 Relay

1. 2000 (Spring Opener)40.22
2. 2000 (BIG EAST)40.54
3. 2000 (Indy Relays)40.59
4. 1991 (Rice).....40.68
5. 1994 (IC4A)40.86
6. 2000 (Baldy Castillo)40.93
7. 1994 (IC4A)40.98
8. 1999 (Purdue).....41.00
9. 2000 (Drake).....41.06
10. 1998 (Miami Classic)41.07

4 x 400 Relay

1. 19853:08.11
2. 1982 (Drake)3:10.4
1982 (Centrals)3:10.4
4. 1994 (IC4A)3:11.25
5. 1982 (IC4A)3:11.51
6. 1999 (Big East)3:11.67
7. 1988 (IC4A)3:11.78
8. 1985 (Ind. Int.)3:11.84
9. 1985 (Centrals).....3:12.07
10. 1997 (BIG EAST).....3:12.15

4 x 800 Relay (Since 1985)

1. 19857:20.11
2. 1999 (Drake)7:25.91
3. 1998 (BIG EAST).....7:33.07
4. 19987:33.24
5. 1999 (BIG EAST).....7:37.59

Men's Outdoor Bests



2001 -
2002
CROSS
COUNTRY/
TRACK &