

Medalist Finishes	Date	Tournament (field)	Scores
<b>Ben Albin</b>	<b>April 16, 2016</b>	<b>Battle at the Warren</b>	<b>74-67/141</b>
<b>Matthew Rushton</b>	<b>Aug. 30, 2015</b>	<b>Notre Dame Kickoff Challenge</b>	<b>68-68/136</b>
Patrick Grahek (tie)	Aug. 30, 2014	Notre Dame Kickoff Challenge	67-69/136
Niall Platt	April 21-22, 2014	Oak Hill Intercollegiate (45)	71-66-72/209
Cory Sciupider (tie)	March 25, 2013	C&F Bank Intercollegiate (66)	67
Niall Platt	Sept. 29-30, 2012	Macdonald Cup (75)	68-70/138
Max Scodro	April 29-May 1, 2012	BIG EAST Championship (60)	69-68-73/210
Max Scodro	April 17-19, 2011	BIG EAST Championship (60)	70-73-69/212
Tom Usher	Oct. 25-26, 2010	St. Mary's Invitational (66)	68-72-72/212
Max Scodro (tie)	April 18-20, 2010	BIG EAST Championship (60)	71-71-73/215
Tom Usher (tie)	April 18-20, 2010	BIG EAST Championship (60)	75-71-69/215
Josh Sandman	Oct. 5-6, 2009	Fighting Irish Gridiron Golf Classic (72)	70-68-74/212
Max Scodro (tie)	Oct. 27-28, 2008	UNCG Bridgestone Collegiate Championship	70-72-71/213
Eddie Peckels (tie)	April 5, 2008	Irish Invitational (59)	71-68/139
Cole Isban (tie)	Sept. 26-27, 2005	Shoal Creek Intercollegiate (75)	69-69-72/210
Mark Baldwin	April 23-24, 2005	BIG EAST Championship (30)	75
Tommy Balderston	Sept. 27-28, 2004	*John Dallio Memorial Invitational (75)	72-67-74/213
Steve Ratay (tie)	April 28-29, 2001	BIG EAST Championship (30)	70-74-71/215
Steve Ratay (tie)	Sept. 9-10, 2000	Wisconsin Invitational (78)	71-70-71/215
Steve Ratay	Oct. 4-5, 1999	Legends of Indiana Intercollegiate (78)	71-70-73/214
Willie Kent	March 12-14, 1999	Golden Ocala Invitational (108)	67-71/138
Willie Kent (tie)	Sept. 26-27, 1998	Iowa Intercollegiate (66)	71-69-76/216
Bryan Weeks	March 29-30, 1998	Butler Spring Invitational (90)	72-71/143
Todd Vernon	Sept. 28-29, 1997	BIG EAST Championship (44)	70-71/141
Bill Moore	Oct. 1, 1995	BIG EAST Championship (45)	72-71/143
Brian Donohoe	spring of 1995	MCC Championship (45)	73-73-75/221
Chris Dayton	fall of 1991	MCC Championship (35)	73-73-74/220
Chris Dayton	fall of 1991	Indiana Intercollegiate (90)	69-73/142
Mike O'Connell	fall of 1990	MCC Championship (45)	74-73/147
Brennan Murphy	fall of 1990	Valparaiso Invitational (27)	73
Pat Mohan	1987-88	Purdue Invitational (8 teams)	224
Pat Mohan	1987-88	Glen Oaks Classic (10 teams)	74
Doug Giorgio	1986-87	Notre Dame Invitational (8 teams)	72
John O'Donovan	1985-86	Michigan State Invitational (11 teams)	72
John Anthony	1985-86	Notre Dame Invitational (10 teams)	71
Frank Leyes	1982-83	Notre Dame Invitational (15 teams)	69
Tim Saur	1978-79	Purdue Invitational	141
John Lundgren	1976-77	Notre Dame Invitational (9 teams)	71
Paul Koprowski	1974-75	Mid-American Invitational (15 teams)	71
Jim Hiniker	1963-64	Midwest Invitational (8 teams)	150
Johnny Banks (tie)	1932-33	NCAA Championship	n/a

*NOTE: Players returning for 2016-17 season listed in **boldface**.*

# TOP ALL-TIME FINISHES SINCE 1990

Runner-Up Finishes	Date	Tournament (field)	Scores
Liam Cox	April 16, 2016	Battle at the Warren	70-74/144
Blake Barens (tie)	Sept. 21-22, 2015	Fighting Irish Golf Classic	71-70-69/210
Matthew Rushton (tie)	Oct. 11-12, 2014	Rod Myers Invitational (72)	68-71/139
Cory Sciupider	Sept. 28-30, 2014	Fighting Irish Golf Classic (50)	67-71-73/211
Niall Platt (tie)	April 5-6, 2014	Irish Creek Collegiate (88)	70-70-69/209
Tyler Wingo (tie)	Oct. 15-16, 2012	Earl Yestingsmeier Invitational (45)	74-69-69/212
Niall Platt (tie)	Sept. 13-14, 2010	The Invite at Kiawah (72)	74-70-73/217
Doug Fortner (tie)	March 26-28, 2010	FAU Spring Break Championship (93)	64-75-70/209
Doug Fortner (tie)	April 19-21, 2009	BIG EAST Championship (60)	73-71-66/210
Doug Fortner (tie)	Sept. 30-Oct. 2, 2007	Fighting Irish Gridiron Golf Classic (75)	68-72-70/210
Cole Isban (tie)	Oct. 9-10, 2006	Fighting Irish Gridiron Golf Classic (67)	68-73-73/214
Cole Isban (tie)	April 8-9, 2006	Boilermaker Invitational (62)	74-72-74/220
Josh Sandman (tie)	April 8-9, 2006	Boilermaker Invitational (62)	77-74-69/220
Shane Sigsbee (tie)	March 13-14, 2005	General Jim Hackler Invitational (63)	73-70-72/215
Cole Isban	Nov. 1-2, 2004	Prestige at PGA WEST (84)	72-74-73/219
Shane Sigsbee (tie)	Oct. 4-5, 2004	*Earl Yestingsmeier Invitational (90)	69-69-74/212
Scott Gustafson (tie)	April 21-22, 2003	BIG EAST Championship (30)	70-75-76/221
Steve Ratay (tie)	April 20-21, 2002	BIG EAST Championship (30)	72-71-72/215
Steve Ratay	Mar. 14-15, 2002	Treasure Cove Classic (108)	68-72/140
Steve Ratay (tie)	April 20-21, 2001	FirstEnergy Intercollegiate (100)	72-70/142
Steve Ratay	Oct. 18-19, 1999	Louisville Intercollegiate (90)	72-71/213
Brad Hardin	April 9-10, 1999	Marshall Invitational (100)	73-71-72/216
Jeff Connell	April 1-2, 1999	Kentucky Invitational (90)	70-71-71/212
Willie Kent	Oct. 31-Nov. 1, 1998	BIG EAST Championship (45)	78-70/148
Brad Hardin	Oct. 19-20, 1998	Louisville Intercollegiate (104)	71-77/148
Jeff Connell (tie)	April 10-11, 1998	Marshall Invitational (100)	70-69-70/209
Willie Kent	March 29-30, 1998	Butler Spring Invitational (90)	74-73/147
Bryan Weeks	spring of 1997	Butler Spring Invitational	77-74/151
Brad Hardin	Sept. 29, 1996	BIG EAST Championship (45)	70-74/144
Bryan Weeks	April 29, 1996	Cleveland State Classic (62)	78-73-72/223
Chris Dayton	fall of 1992	Indiana Intercollegiate	74-70/144
Pat Mohan (tie)	1989-90	MCC Championship (9 teams)	230
Mike O'Connell (tie)	1989-90	MCC Championship (9 teams)	230
Pat Mohan	1989-90	Indiana Championship (13 teams)	144
Pat Mohan (tie)	1988-89	Indianapolis Invitational (12 teams)	758
Bob Horak (tie)	1981-82	Notre Dame Invitational (12 teams)	71
Tom Scully (tie)	1981-82	Notre Dame Invitational (12 teams)	71
Bob Horak (tie)	1980-81	Indianapolis Invitational (11 teams)	149
Tim Sacheck (tie)	1980-81	Indianapolis Invitational (11 teams)	149
Tim Sacheck	1979-80	Ball State Invitational (15 teams)	73
Dave Knee	1977-78	Purdue Invitational (17 teams)	142
Tim Sours	1977-78	Indiana Intercollegiate (16 teams)	149
Bob Battaglia (tie)	spring of 1969	Michigan State Invitational (13 teams)	70
Bob Wilson	spring of 1969	Northern Intercollegiate (15 teams)	298
Larry Moller	spring of 1930	NCAA Championship	n/a

NOTE: Players returning for 2015-16 season listed in **boldface**.

Third-Place Finishes	Date	Tournament (field)	Scores
Thomas Steve (tie)	April 16, 2016	Battle at the Warren	73-72/145
Miguel Delgado (tie)	April 16, 2016	Battle at the Warren	73-72/145
Kevin Connors (tie)	April 16, 2016	Battle at the Warren	70-75/145
Blake Barends (tie)	April 16, 2016	Battle at the Warren	75-70/145
Miguel Delgado	Oct. 22-24, 2015	Jerry Murray Invitational	75-79-76/230
Niall Platt (tie)	March 16-17, 2014	Talis Park Challenge (75)	74-70-73/217
Cory Sciuipider	April 28-30, 2013	BIG EAST Championship (60)	72-72-67/211
Andrew Lane (tie)	March 25, 2013	C&F Bank Intercollegiate (66)	68
Chris Walker (tie)	April 29-May 1, 2012	BIG EAST Championship (60)	72-72-68/212
Chris Walker	Oct. 25-26, 2010	St. Mary's Invitational (66)	73-71-72/216
Niall Platt (tie)	Oct. 17-18, 2010	Lone Star Invitational (66)	71-72-70/213
Chris Walker (tie)	Oct. 17-18, 2010	Lone Star Invitational (66)	75-67-71/213
Max Scodro	Oct. 11-12, 2010	The Firestone Invitational (75)	72-67-70/209
Connor Alan-Lee (tie)	April 13-14, 2009	*Caputo Invitational (44)	81-75/156
Josh Sandman (tie)	March 3-4, 2008	USC Collegiate Invitational (80)	72-75-73/220
Scott Gustafson (tie)	Oct. 17-18, 2005	Prestige at PGA WEST (90)	75-72-67/214
Eric Deutsch (tie)	April 23-24, 2005	BIG EAST Championship (30)	77
K.C. Wiseman (tie)	Oct. 11-12, 2004	*Eastern Illinois Invitational (60)	75-74-74/223
Adam Hoyer (tie)	Oct. 11-12, 2004	*Eastern Illinois Invitational (60)	73-73-77/223
Tommy Balderston (tie)	April 24-25, 2004	BIG EAST Championship (30)	74-73-71/218
Cole Isban (tie)	April 24-25, 2004	BIG EAST Championship (30)	69-75-74/218
Shane Sigsbee (tie)	Oct. 20-21, 2003	The Tillinghast (70)	73-73/146
Scott Gustafson	Oct. 13-14, 2003	SMU/Stonebridge Invitational (90)	70-69-71/210
Brandon Lunke (tie)	Sept. 28 & 30, 2001	Wolverine Invitational (103)	69-73/142
Todd Vernon	Sept. 11-13, 1998	Air Force Invitational (119)	66-71-75/211
Jeff Connell (tie)	March 29-30, 1998	Butler Spring Invitational (90)	71-77/148
Brad Stanis	Sept. 28-29, 1997	BIG EAST Championship (44)	75-73/148
Joel Hepler (tie)	April 10, 1994	Indiana Invitational (65)	74-73/147
Chris Dayton	fall of 1991	Cincinnati Collegiate (105)	74-76/150
Chris Dayton	Oct. 9, 1990	MCC Championship (45)	76-74/150
Jay Johnsrud	fall of 1990	Valparaiso Invitational (27)	78

Fourth-Place Finishes	Date	Tournament (field)	Scores
Andrew Lane	April 21-22, 2014	Oak Hill Intercollegiate (45)	71-74-70/215
Niall Platt (tie)	Oct. 21-22, 2014	Georgetown Intercollegiate (66)	74-71-67/212
Max Scodro	Sept. 26-27, 2011	Fighting Irish Gridiron Classic (70)	71-73-69/213
Max Scodro (tie)	Oct. 25-26, 2010	St. Mary's Invitational (66)	72-74-71/217
Tom Usher	Oct. 11-12, 2010	The Firestone Invitational (75)	71-72-69/212
Doug Fortner (tie)	March 9-11, 2009	Palmas del Mar Intercollegiate (54)	71-68-76/215
Max Scodro (tie)	Sept. 21-22, 2008	*John Dallio Memorial Invitational (87)	75-67-73/215
Doug Fortner (tie)	April 20-22, 2008	BIG EAST Championship (60)	73-75-71/219
Doug Fortner (tie)	March 12-13, 2007	Triumph at Pauma Valley (81)	69-72-71/212
Mark Baldwin (tie)	Feb. 27-28, 2006	Lexus Naples Intercollegiate Invitational (60)	72-69-69/210
Cole Isban (tie)	Sept. 17-19, 2004	Notre Dame Invitational (81)	72-76-68/216
Shane Sigsbee (tie)	Sept. 13-14, 2004	*BGSU/John Piper Intercollegiate (81)	70-68-75/213
Tommy Balderston (tie)	Feb. 9-10, 2004	Rice Intercollegiate (78)	78-68-72/218
Tommy Balderston	Oct. 13-14, 2003	SMU/Stonebridge Invitational (90)	68-72-74/214
Steve Ratay	Mar. 16-17, 2002	El Diablo Invitational	73-68-76/217
Steve Ratay	Oct. 8-9, 2001	Xavier Provident Invitational (100)	66-71-73/210
Alex Kent (tie)	Oct. 16-17, 2000	Legends of Indiana Intercollegiate (78)	67-71-72/210
Todd Vernon (tie)	March 31-April 1, 2000	Kentucky Invitational (90)	72-74-72/218
Kyle Monfort	Oct. 31-Nov. 1, 1998	BIG EAST Championship (45)	75-77/152
Willie Kent (tie)	April 3-4, 1998	Kentucky Invitational (100)	72-75-71/218
Bryan Weeks (tie)	Sept. 28-29, 1997	BIG EAST Championship (44)	72-79/151
Doug Diemer	April 29, 1996	Cleveland State Classic (62)	72-80-72/224
Brian Donohoe (tie)	Oct. 1, 1995	BIG EAST Championship (45)	76-73/149
Bryan Weeks (tie)	Oct. 1, 1995	BIG EAST Championship (45)	75-74/149
Chris Dayton	fall of 1992	MCC Championship (45)	75-79-78/232
Mike O'Connell (tie)	April 9, 1991	Indianapolis Invitational (90)	71-75/146

# INDIVIDUAL BESTS SINCE 1990

## Career Stroke Average (min. 35 rounds played)

1. Niall Platt ('10-'14).....	8927	122	73.17
2. Max Scodro ('08-'12).....	8643	118	73.25
3. Cole Isban ('03-'07).....	10327	140	73.76
4. Josh Sandman ('05-'10).....	8203	111	73.90
5. <b>Matthew Rushton ('13- ).....</b>	<b>4530</b>	<b>61</b>	<b>73.94</b>
6. Paul McNamara III ('09-'13).....	6475	87	74.42
7. Steve Ratay ('98-'02).....	7819	105	74.46
8. Willie Kent ('98-'99).....	3504	47	74.55
9. Doug Fortner ('06-'10).....	8727	117	74.59
10. Patrick Grahek ('11-'15).....	4484	60	74.73
11. Jeff Chen ('07-'11).....	4713	63	74.81
12. Alex Kent ('99-'01).....	4196	56	74.93
13. Scott Gustafson ('02-'06).....	9976	133	75.01
14. Mark Baldwin ('02-'06).....	9305	124	75.04

## Season Stroke Average (min. 14 rounds played)

1. Max Scodro ('11-'12).....	2280	32.0	71.25
2. Niall Platt ('13-'14).....	2601	36.0	72.25
3. Cole Isban ('06-'07).....	2472	34.0	72.71
4. Cole Isban ('05-'06).....	2627	36.0	72.97
5. Steve Ratay ('01-'02).....	2337	32.0	73.03
6. Mark Baldwin ('05-'06).....	2634	36.0	73.17
7. <b>Matthew Rushton ('13- ).....</b>	<b>1,977</b>	<b>27.0</b>	<b>73.22</b>
8. Max Scodro ('10-'11).....	2199	30.0	73.30
9. Josh Sandman ('07-'08).....	2422	30.0	73.39
10. Niall Platt ('10-'11).....	2202	30.0	73.40
Josh Sandman ('05-'06).....	1101	15.0	73.40
12. Niall Platt ('12-'13).....	1762	24.0	73.41

## Team-Leading Tournament Efforts

1. Max Scodro ('08-'12).....	19
Cole Isban ('03-'07).....	19
3. Steve Ratay ('98-'02).....	18
4. Niall Platt ('10-'14).....	16
5. Scott Gustafson ('02-'06).....	14
6. Bryan Weeks ('94-'98).....	13
7. Doug Fortner ('06-'10).....	12
8. <b>Matthew Rushton ('13- ).....</b>	<b>11</b>
9. Josh Sandman ('05-'10).....	10
Mark Baldwin ('02-'06).....	10
Brian Donohoe ('93-'97).....	10
Chris Dayton ('90-'93).....	10

## Tournaments Played

1. Cole Isban ('03-'07).....	48
2. Scott Gustafson ('02-'06).....	46
3. Niall Platt ('10-'14).....	44
4. Mark Baldwin ('02-'06).....	43
5. Max Scodro ('08-'12).....	42
Josh Sandman ('05-'10).....	42
7. Doug Fortner ('06-'10).....	40
8. Chris Walker ('08-'12).....	38
Steve Ratay ('98-'02).....	38
Todd Vernon ('96-'00).....	38
Brian Donohoe ('93-'97).....	38

## Tournament Rounds Played

1. Cole Isban ('03-'07).....	140.0
2. Scott Gustafson ('02-'06).....	133.0
3. Mark Baldwin ('02-'06).....	124.0
4. Niall Platt ('10-'14).....	122.0
5. Max Scodro ('08-'12).....	118.0

6. Doug Fortner ('06-'10).....	117.0
7. Josh Sandman ('05-'10).....	111.0
8. Chris Walker ('08-'12).....	105.0
Steve Ratay ('98-'02).....	105.0
Todd Vernon ('96-'00).....	105.0
11. Eric Deutsch ('02-'06).....	103.0

## Total Rounds Counted To Team Score

1. Cole Isban ('03-'07).....	130.0
2. Scott Gustafson ('02-'06).....	111.0
3. Niall Platt ('10-'14).....	110.0
4. Max Scodro ('08-'12).....	104.0
5. Doug Fortner ('06-'10).....	102.0
6. Mark Baldwin ('02-'06).....	99.0
Josh Sandman ('05-'10).....	99.0
8. Todd Vernon ('96-'00).....	93.0
9. Steve Ratay ('98-'02).....	91.0
10. Matthew Rushton ('13- ).....	81.0
11. Bryan Weeks ('94-'98).....	80.0

## Percentage of Rounds Counted

### (min. 45 rounds played)

1. Joel Hepler ('93-'97).....	69 of 71	97.2
2. Willie Kent ('98-'99).....	45 of 47	95.8
3. Cole Isban ('03-'07).....	130 of 140	92.9
4. Niall Platt ('10-'14).....	110 of 119	92.4
5. Max Scodro ('08-'12).....	104 of 113	92.0
<b>Matthew Rushton ('13- ).....</b>	<b>81 of 88</b>	<b>92.0</b>
7. Josh Sandman ('05-'10).....	99 of 108	91.7
8. Todd Vernon ('96-'00).....	93 of 105	88.6
9. Chris Dayton ('90-'93).....	51.5 of 58.5	88.0
10. Doug Fortner ('06-'10).....	102 of 116	87.9
11. Alex Kent ('99-'01).....	49 of 56	87.5
12. Steve Ratay ('98-'02).....	91 of 105	86.7

## Low Rounds (gross score)

1. Mark Baldwin ..... 63.....	-7
vs. TCU (1st rd), '04-'05	
2. Doug Fortner ..... 64.....	-7
FAU Spring Break Championship (1st rd), '09-'10	
3. Niall Platt ..... 65.....	-7
Firestone Invitational (1st rd), '10-'11	
Tom Usher ..... 65.....	-6
NCAA Central Regional (2nd rd), '11-'12	
5. Paul McNamara III ..... 66.....	-6
Gopher Invitational (1st rd), '11-'12	
Josh Sandman ..... 66.....	-6
Gopher Invitational (2nd rd), '09-'10	
Doug Fortner ..... 66.....	-6
BIG EAST Championship (3rd rd), '08-'09	
Cole Isban ..... 66.....	-6
CordeValle Collegiate (2nd rd), '06-'07	
Mark Baldwin ..... 66.....	-6
BIG EAST Championship (3rd rd), '05-'06	
Todd Vernon ..... 66.....	-6
Air Force Invitational (1st rd), '99-'00	
<b>Cory Sciuspider ..... 66.....</b>	<b>-5</b>
<b>Georgetown Intercollegiate (3rd rd), '13-'14</b>	
Josh Sandman ..... 66.....	-4
Aloha Purdue Collegiate Invitational (1st rd), '06-'07	

## Low Individual 36-Hole Tournaments (gross score)

1. Patrick Grahek ..... 136.....	-5
ND Kickoff Challenge, '14-'15	
<b>Matthew Rushton ..... 136.....</b>	<b>-6</b>
<b>ND Kickoff Challenge, '15-'16</b>	
2. Mark Baldwin ..... 137.....	-3
vs. TCU, '04-'05	
Niall Platt ..... 137.....	-3
Oak Hill Intercollegiate, '13-'14	
4. <b>Matthew Rushton ..... 138.....</b>	<b>-4</b>
<b>ND Kickoff Challenge, '14-'15</b>	
Niall Platt ..... 138.....	-2
Macdonald Cup, '12-'13	
Willie Kent ..... 138.....	-6
Golden Ocala Invitational, '98-'99	
Doug Fortner ..... 138.....	-4
Mason Rudolph Championship, '09-'10	
8. <b>Matthew Rushton ..... 139.....</b>	<b>-5</b>
<b>Rod Myers Invitational, '14-'15</b>	
Eddie Peckels ..... 139.....	-1
Irish Invitational, '07-'08	
10. Steve Ratay ..... 140.....	-4
Treasure Cove Classic, '01-'02	
Tom Usher ..... 140.....	-2
The Battle at the Warren, '11-'12	
Josh Sandman ..... 140.....	-2
Mason Rudolph Championship, '09-'10	

## Low Individual 54-Hole Tournaments (gross score)

1. Max Scodro ..... 208.....	-5
NCAA Central Regional, '11-'12	
2. Max Scodro ..... 209.....	-7
Firestone Invitational, '10-'11	
Cole Isban ..... 209.....	-7
Border Olympics, '06-'07	
Jeff Connell ..... 209.....	-4
Marshall Invitational, '97-'98	
Doug Fortner ..... 209.....	-4
FAU Spring Break Championship, '09-'10	
Niall Platt ..... 209.....	-4
Irish Creek Collegiate, '13-'14	
Niall Platt ..... 209.....	-1
Oak Hill Intercollegiate, '13-'14	
5. Max Scodro ..... 210.....	-6
BIG EAST Championship, '11-'12	
Niall Platt ..... 210.....	-6
NCAA Southeast Regional, '10-'11	
Doug Fortner ..... 210.....	-6
BIG EAST Championship, '08-'09	
Mark Baldwin ..... 210.....	-6
Lexus Naples Intercollegiate Invitational, '05-'06	
Mark Baldwin ..... 210.....	-6
Coca-Cola Duke Classic, '05-'06	
Cole Isban ..... 210.....	-6
Shoal Creek Intercollegiate, '05-'06	
Scott Gustafson ..... 210.....	-6
SMU/Stonebridge Invitational, '03-'04	
Alex Kent ..... 210.....	-6
Legends of Indiana Intercollegiate, '00-'01	
Steve Ratay ..... 210.....	-3
Xavier Provident Invitational, '01-'02	
Doug Fortner ..... 210.....	E

Niall Platt .....	210 .....	Fighting Irish Gridiron Golf Classic, '07-'08 .....	-3
		Gopher Invitational, '13-'14 .....	-3
<b>Matthew Rushton .....</b>	<b>210 .....</b>	<b>Gopher Invitational, '13-'14 .....</b>	<b>-3</b>
<b>Blake Barends .....</b>	<b>210 .....</b>	<b>Fighting Irish Golf Classic, '15-'16 .....</b>	<b>-3</b>

### Top Team Season Stroke Averages

1.	2010-11 .....	291.50
2.	2011-12 .....	291.59
3.	2005-06 .....	292.97
4.	2012-13 .....	293.95
5.	2009-10 .....	294.41
6.	2013-14 .....	295.06
7.	2007-08 .....	295.27
8.	2006-07 .....	295.71
9.	2015-16 .....	297.77
10.	2008-09 .....	297.97
11.	2014-15 .....	298.03

### Top Team Finishes (minimum eight teams)

1st of 24 .....	Air Force Invitational, '99-'00 (868)
1st of 18 .....	Louisville Intercollegiate, '99-'00 (593)
1st of 18 .....	Butler Spring Invitational, '96-'97 (612)
1st of 17 .....	SMU/Stonebridge Invitational, '03-'04 (882)
1st of 16 .....	Legends of Indiana, '99-'00 (878)
1st of 16 .....	Butler Spring Invitational, '97-'98 (584)
1st of 15 .....	St. Mary's Invitational, '10-'11 (861)
1st of 15 .....	Fighting Irish Gridiron Golf Classic, '09-'10 (870)
1st of 14* .....	NOKIA Sugar Bowl Tulane Invitational, '04-'05 (893)
1st of 12 (tied) .....	Fighting Irish Golf Classic, '15-'16 (850)
1st of 12 .....	BIG EAST Championship, '11-'12 (852)
1st of 12 .....	The Match Play, '11-'12 (4-0)
1st of 12 .....	BIG EAST Championship, '10-'11 (876)
1st of 12* .....	BIG EAST Championship, '05-'06 (842)
1st of 11 .....	Cleveland State Classic, '95-'96 (899)
1st of 9 .....	BIG EAST Championship, '97-'98 (595)
1st of 9 .....	BIG EAST Championship, '96-'97 (592)
1st of 9 .....	MCC Championship, '94-'95 (917)
2nd of 27 .....	Yale Intercollegiate, '95-'96 (612)
2nd of 20 .....	Louisville Intercollegiate, '98-'99 (609)
2nd of 20 .....	Kentucky Invitational, '97-'98 (888)
2nd of 16 .....	Triumph at Pauma Valley, '06-'07 (863)
2nd of 15 .....	Treasure Coast Classic, '99-'00 (918)
2nd of 15 .....	Indiana Intercollegiate, '92-'93 (588)
2nd of 14 .....	Fighting Irish Gridiron Golf Classic, '10-'11 (859)
2nd of 14 .....	Rice Intercollegiate, '03-'04 (900)
2nd of 13 .....	The Firestone Invitational, '10-'11 (850)
2nd of 12 .....	Georgetown Intercollegiate, '13-'14 (869)
2nd of 12 .....	Georgetown Intercollegiate, '12-'13 (865)
2nd of 12 .....	Lone Star Invitational, '10-'11 (862)
2nd of 12 .....	The Invitational at Kiawah, '10-'11 (879)
2nd of 12 .....	BIG EAST Championship, '09-'10 (874)
2nd of 12 .....	BIG EAST Championship, '06-'07 (856)
2nd of 12 .....	Fighting Irish Gridiron Golf Classic, '06-'07 (889)
2nd of 12 .....	Gen. Jim Hackler Invitational, '04-'05 (891)
2nd of 10 .....	Palmas del Mar Intercollegiate, '08-'09 (876)
2nd of 9 .....	Irish Invitational, '07-'08 (570)
2nd of 8 .....	Earl Yestingsmeier Match Play, '15-'16 (no team score)

\* - won in playoff

## Low Team Rounds

1.	BIG EAST Championship (3rd rd, par 72), '05-'06 .....	272/-16
2.	Air Force Invitational (1st rd, par 72), '99-'00 .....	275/-13
3.	Mason Rudolph Championship (1st rd, par 71), '09-'10 .....	277/-7
4.	NCAA Central Regional (2nd rd, par 71), '11-'12 .....	278/-6
	BIG EAST Championship (3rd rd, par 72), '06-'07 .....	278/-10
6.	Nelson Invitational (1st rd, par 69), '04-'05 .....	279/+3
7.	Georgetown Intercollegiate (3rd rd, par 71), '13-'14 .....	280/-4
	BIG EAST Championship (3rd rd, par 72), '12-'13 .....	280/-8
	The Firestone Invitational (2nd rd, par 72), '10-'11 .....	280/-8
	Loan Star Invitational (2nd rd, par 72), '10-'11 .....	280/-8
11.	Fighting Irish Golf Classic (1st rd, par 71), '15-'16 .....	281/-3
	Fighting Irish Golf Classic (2nd rd, par 71), '15-'16 .....	281/-3
	Battle at the Warren (1st rd, par 71), '11-'12 .....	281/-3
	Fighting Irish Gridiron Golf Classic (1st rd, par 70), '10-'11 .....	281/+1
	The Maxwell (3rd rd, par 70), '05-'06 .....	281/+1
	BIG EAST Championship (1st rd, par 72), '05-'06 .....	281/-7
17.	Macdonald Cup (1st rd, par 70), '12-'13 .....	282/+2
	BIG EAST Championship (3rd rd, par 72), '11-'12 .....	282/-6
	Gopher Invitational (1st rd, par 72), '11-'12 .....	282/-6
	Irish Invitational (1st rd, par 70), '07-'08 .....	282/+2
	The Prestige at PGA WEST (3rd rd, par 72), '06-'07 .....	282/-6
	The Maxwell (2nd rd, par 70), '05-'06 .....	282/+2
	NCAA Central Regional (3rd rd, par 70), '04-'05 .....	282/+2
	vs. TCU (1st rd, par 70), '04-'05 .....	282/+2
	Xavier Invitational (2nd rd, par 71), '99-'00 .....	282/-2

## Low Team 36-Hole Tournaments

1.	Mason Rudolph Championship (par 71), '09-'10 .....	562/-6
2.	Battle at the Warren (par 71), '11-'12 .....	564/-4
3.	Macdonald Cup (par 70), '12-'13 .....	569/+9
4.	Irish Invitational (par 70), '07-'08 .....	570/+10
5.	Battle at the Warren (par 71), '15-'16 .....	574/+6
6.	ND Kickoff Challenge (par 71), '15-'16 .....	579/+11
	Border Olympics (par 72), '15-'16 .....	579/+3
8.	vs. TCU (par 70), '04-'05 .....	581/+21
9.	Big Red Classic (par 72), '02-'03 .....	584/+8
	Butler Spring Invitational (par 71), '97-'98 .....	584/+16
11.	Indiana Intercollegiate @Purdue (par 71), '91-'92 .....	585/+17
	FirstEnergy Intercoll. (par 70), '00-'01 .....	585/+25
13.	Indiana Intercollegiate @Purdue (par 71), '92-'93 .....	588/+20
14.	The Tillinghast (par 70), '03-'04 .....	592/+32
15.	Louisville Intercollegiate (par 72), '99-'00 .....	593/+17

## Low Team 54-Hole Tournaments

1.	BIG EAST Championship (par 72), '05-'06 .....	842/-22
2.	The Firestone Invitational (par 72), '10-'11 .....	850/-14
	Fighting Irish Golf Classic (par 71), '15-'16 .....	850/-2
4.	BIG EAST Championship (par 72), '11-'12 .....	852/-12
5.	The Maxwell (par 70), '05-'06 .....	853/+13
6.	Nelson Invitational (par 69), '04-'05 .....	854/+26
7.	BIG EAST Championship (par 72), '06-'07 .....	856/-8
8.	Coca-Cola Duke Classic (par 72), '07-'08 .....	857/-7
9.	NCAA Central Regional (par 71), '11-'12 .....	859/+7
	Fighting Irish Gridiron Golf Classic (par 70), '10-'11 .....	859/+19
11.	St. Mary's Invitational (par 72), '10-'11 .....	861/-3
12.	Lone Star Invitational (par 72), '10-'11 .....	862/-2
13.	Triumph at Pauma Valley (par 71), '06-'07 .....	863/+11
	Nelson Invitational (par 71), '03-'04 .....	863/+11
15.	BIG EAST Championship (par 72), '12-'13 .....	864/E
16.	Georgetown Intercollegiate (par 71), '12-'13 .....	865/+13
	Royal Oaks Intercollegiate (par 71), '11-'12 .....	865/+13
	NCAA Southeast Regional (par 72), '10-'11 .....	865/+1

## Career Stroke Average (since 1954, minimum 35 rounds played)

1.	Niall Platt (2010-14).....	8927.....	122.....	73.17
2.	Max Scodro (2008-12).....	8643.....	118.....	73.25
3.	Cole Isban (2003-07).....	10327.....	140.....	73.76
4.	Josh Sandman (2005-10).....	8203.....	111.....	73.90
<b>5.</b>	<b>Matthew Rushton (2013- ).....</b>	<b>4530.....</b>	<b>61.....</b>	<b>73.94</b>
6.	Paul McNamara (2009-13).....	6475.....	87.....	74.42
7.	Charles Thurn (1956-58).....	2754.....	37.....	74.43
8.	Steve Ratay (1998-02).....	7819.....	105.....	74.46
9.	Willie Kent (1998-99).....	3504.....	47.....	74.55
10.	Joseph Grace (1956-58).....	2759.....	37.....	74.56
11.	Doug Fortner (2006-10).....	8727.....	117.....	74.59
12.	Tom Grace (1960-62).....	3136.....	42.....	74.67
13.	Patrick Grahek (2011-15).....	4484.....	60.....	74.73
14.	Jeff Chen (2007-11).....	4713.....	63.....	74.81
15.	Alex Kent (1999-01).....	4196.....	56.....	74.93
16.	Bob Wilson (1967-70).....	3412.....	45.5.....	74.99
17.	Scott Gustafson (2002-06).....	9976.....	134.....	75.01
18.	Mark Baldwin (2002-06).....	9305.....	124.....	75.04
19.	Chris Walker (2008-12).....	7881.....	105.....	75.06
20.	Andrew Lane (2010-14).....	4212.....	56.....	75.21
21.	Adam Gifford (2003-07).....	4070.....	54.....	75.37

## Season Stroke Average (since 1954, minimum 13 rounds)

1.	Max Scodro (2011-12).....	2280.....	32.....	71.25
2.	Niall Platt (2013-14).....	2601.....	36.....	72.25
3.	Cole Isban (2006-07).....	2472.....	34.....	72.71
4.	Cole Isban (2005-06).....	2627.....	36.....	72.97
5.	Steve Ratay (2001-02).....	2337.....	32.....	73.03
6.	Joe Grace (1955-56).....	1170.....	16.....	73.13
7.	Mark Baldwin (2005-06).....	2634.....	36.....	73.17
<b>8.</b>	<b>Matthew Rushton (2015-16).....</b>	<b>1977.....</b>	<b>27.....</b>	<b>73.22</b>
9.	Max Scodro (2010-11).....	2199.....	30.....	73.30
10.	Josh Sandman (2007-08).....	2422.....	33.....	73.39
11.	Niall Platt (2010-11).....	2202.....	30.....	73.40
	Josh Sandman (2005-06).....	1101.....	15.....	73.40
13.	Niall Platt (2012-13).....	1762.....	24.....	73.41
14.	Scott Gustafson (2005-06).....	2647.....	36.....	73.53
15.	Doug Fortner (2007-08).....	2210.....	30.....	73.67
16.	Steve Ratay (2000-01).....	2063.....	28.....	73.68
	Paul McNamara (2012-13).....	1770.....	24.....	73.75
18.	Niall Platt (2011-12).....	2362.....	32.....	73.81
<b>19.</b>	<b>Matthew Rushton (2014-15).....</b>	<b>2289.....</b>	<b>31.....</b>	<b>73.84</b>
20.	Doug Fortner (2009-10).....	1920.....	26.....	73.85
21.	Charles Thurn (1955-56).....	1182.....	16.....	73.88
22.	Josh Sandman (2006-07).....	2513.....	34.....	73.91
23.	Chris Walker (2010-11).....	2218.....	30.....	73.93
24.	Max Scodro (2009-10).....	1997.....	27.....	73.96
25.	Cory Scupider (2012-13).....	1184.....	13.....	74.00
	Patrick Grahek (2013-14).....	1998.....	27.....	74.00
27.	Willie Kent (spring 1998).....	1037.....	14.....	74.07
<b>28.</b>	<b>Ben Albin (2015-16).....</b>	<b>2224.....</b>	<b>30.....</b>	<b>74.13</b>
29.	Cole Isban (2004-05).....	2670.....	36.....	74.17
30.	Alex Kent (2000-01).....	2077.....	28.....	74.18
	Todd Vernon (1999-00).....	2077.....	28.....	74.18

## Points in a Season (1930-64)

1.	Al Highducheck (1961-62)	91.00
2.	Tom Grace (1959-60)	64.00
3.	Christie Flanagan (1959-60)	60.50
4.	Tom Garside (1956-57)	58.00
5.	Bob Ferrel (1960-61)	54.00
6.	Charles Thurn (1956-57)	51.75
7.	Jim Mrus (1956-57)	50.00
8.	Lloyd Syron (1956-57)	48.50
9.	Frank Hurd (1957-58)	47.00
10.	Frank Hurd (1958-59)	46.00

## Career Team-Leading Tournament Efforts (since 1968)

1.	Max Scodro (2008-12)	19
	Cole Isban (2003-07)	19
3.	Steve Ratay (1998-02)	18
4.	Pat Mohan (1987-90)	16
	Niall Platt (2010-14)	16
6.	Scott Gustafson (2002-06)	14
7.	Bryan Weeks (1994-98)	13
8.	Doug Fortner (2006-10)	12
9.	<b>Matthew Rushton (2013 -)</b>	<b>11</b>
10.	Josh Sandman (2005-10)	10
	Mark Baldwin (2002-06)	10
	Brian Donohoe (1993-97)	10
	Chris Dayton (1990-93)	10
	Doug Giorgio (1987-89)	10
	John Lundgren (1977-80)	10
16.	Todd Vernon (1996-00)	9
	Paul Koprowski (1974-76)	9

## Low Rounds (since 1962-sorted by strokes)

1.	Mark Baldwin, vs. TCU (1st), 2004-05	63	-7
2.	Doug Fortner, FAU Spring Break Championship (1st), 2009-10	64	-7
	Mike O'Connell Sr., 1962-63	64	n/a
4.	Niall Platt, Firestone Invitational (1st), 2010-11	65	-7
	Tom Usher, NCAA Central Regional (2nd), 2011-12	65	-6
6.	Cory Sciuipider, Notre Dame Kickoff Challenge (2nd), 2014-15	66	-5
	Cory Sciuipider, Georgetown Intercollegiate (3rd), 2013-14	66	-5
	Niall Platt, Oak Hill Intercollegiate (2nd), 2013-14	66	-4
	Paul McNamara, Gopher Invitational (1st), 2011-12	66	-6
	Josh Sandman, Gopher Invitational (2nd), 2009-10	66	-6
	Doug Fortner, BIG EAST Championship (3rd), 2008-09	66	-6
	Cole Isban, CordeValle Collegiate (2nd), 2006-07	66	-6
	Mark Baldwin, BIG EAST Championship (3rd), 2005-06	66	-6
	Todd Vernon, Air Force Invitational (1st), 1999-00	66	-6
	Steve Ratay, Xavier Provident Invitational (1st), 2001-02	66	-5
	Josh Sandman, Aloha Purdue Collegiate Invite. (1st), 2006-07	66	-4
17.	<b>Ben Albin, Fighting Irish Golf Classic (3rd), 2015-16</b>	<b>67</b>	<b>-4</b>
	Patrick Grahek, ACC Championship (3rd), 2013-14	67	-5
	Cory Sciuipider, Hawkeye Invitational (2nd), 2012-13	67	-5
	Cory Sciuipider, BIG EAST Championship (3rd), 2012-13	67	-5
	Paul McNamara, NCAA Southeast Regional (3rd), 2010-11	67	-5
	Chris Walker, Lone Star Invitational (2nd), 2010-11	67	-5
	Max Scodro, Firestone Invitational (2nd), 2010-11	67	-5
	Max Scodro, John Dallio Memorial Invite* (2nd), 2008-09	67	-5
	Josh Sandman, Prestige at PGA WEST (3rd), 2006-07	67	-5
	Scott Gustafson, BIG EAST Championship (3rd), 2005-06	67	-5
	Cole Isban, Administaff Augusta State Invite (2nd), 2005-06	67	-5
	Scott Gustafson, Prestige at PGA WEST (3rd), 2005-06	67	-5



Tommy Balderston, John Dallyo Memorial Inv.* (2nd), 2004-05 .....	67	-5
Alex Kent, Legends of Indiana (1st), 2000-01 .....	67	-5
Jeff Connell, Air Force Invitational (1st), 1999-00 .....	67	-5
Willie Kent, Golden Ocala Invitational (1st), 1998-99 .....	67	-5
Cory Scupider, Fighting Irish Golf Classic (1st), 2014-15 .....	67	-4
Patrick Grahek, Notre Dame Kickoff Challenge (1st), 2014-15 .....	67	-4
Niall Platt, Georgetown Intercollegiate (3rd), 2013-14 .....	67	-4
<b>Matthew Rushton, Gopher Invitational (1st), 2013-14 .....</b>	<b>67</b>	<b>-4</b>
Doug Fortner, Mason Rudolph Championship (1st), 2009-10 .....	67	-4
Mark Baldwin, Nelson Invitational (1st), 2002-03 .....	67	-4
<b>Matthew Rushton, Windon Memorial Classic (2nd), 2014-15 .....</b>	<b>67</b>	<b>-3</b>
Scott Gustafson, The Maxwell (3rd), 2005-06 .....	67	-3
Cory Scupider, C&F Bank Intercollegiate (1st), 2012-13 .....	67	-3
Bob Ferrel, vs. Detroit, 1961-62 .....	67	n/a

## Low 36-Hole Tournaments (since 1963)

<b>1. Matthew Rushton, Notre Dame Kickoff Challenge, 2015-16 .....</b>	<b>136</b>	<b>-6</b>
Mike O'Connell Sr., vs. Northwestern/Ball State/Bellarmino, 1962-63 .....	136	-5
Patrick Grahek, Notre Dame Kickoff Challenge, 2014-15 .....	136	-6
<b>4. Mark Baldwin, vs. TCU, 2004-05 .....</b>	<b>137</b>	<b>-3</b>
Mike O'Connell Sr., vs. Air Force/Western Illinois/Iowa, 1964-65 .....	137	n/a
<b>6. Matthew Rushton, Notre Dame Kickoff Challenge, 2014-15 .....</b>	<b>138</b>	<b>-4</b>
Niall Platt, Macdonald Cup, 2012-13 .....	138	-2
Willie Kent, Golden Ocala Invitational, 1998-99 .....	138	-6
Doug Fortner, Mason Rudolph Championship, 2009-10 .....	138	-4
<b>10. Matthew Rushton, Rod Myers Invitational, 2014-15 .....</b>	<b>139</b>	<b>-5</b>
Eddie Peckels, Irish Invitational, 2007-08 .....	139	-1
<b>12. Steve Ratay, Treasure Cove Classic, 2001-02 .....</b>	<b>140</b>	<b>-4</b>
Tom Usher, Battle at the Warren, 2011-12 .....	140	-2
Josh Sandman, Mason Rudolph Championship, 2009-10 .....	140	-2
<b>15. Ben Albin, Battle at the Warren, 2015-16 .....</b>	<b>141</b>	<b>-1</b>
<b>Matthew Rushton, Border Olympics, 2015-16 .....</b>	<b>141</b>	<b>-3</b>
<b>Ben Albin, Border Olympics, 2015-16 .....</b>	<b>141</b>	<b>-3</b>
Cory Scupider, Notre Dame Kickoff Challenge, 2014-14 .....	141	-1
Todd Vernon, BIG EAST Championship, 1997-98 .....	141	-3
Josh Sandman, Irish Invitational, 2007-08 .....	141	+1
Dustin Zhang, Irish Invitational, 2007-08 .....	141	+1
Bill Cvengros, 1967-68 .....	141	n/a
Chuck Martinez, 1967-68 .....	141	n/a
<b>24. Brandon Lunke, Wolverine Invitational, 2001-02 .....</b>	<b>142</b>	<b>E</b>
Chris Dayton, Indiana Intercollegiate (at Purdue), 1991-92 .....	142	E
Tyler Hock, Irish Invitational, 2007-08 .....	142	+2
Steve Ratay, FirstEnergy Intercollegiate, 2000-01 .....	142	+2
Dave Knee, Purdue Invitational, 1977-78 .....	142	n/a
Bob Battaglia, Notre Dame Invitational, 1970-71 .....	142	n/a
Bob Wilson, Ball State Tournament, 1968-69 .....	142	n/a

## Low 54-Hole Tournaments (since 1963)

<b>1. Max Scodro, NCAA Central Regional, 2011-12 .....</b>	<b>208</b>	<b>-5</b>
<b>2. Niall Platt, Irish Creek Collegiate, 2013-14 .....</b>	<b>209</b>	<b>-4</b>
Niall Platt, Oak Hill Intercollegiate, 2013-14 .....	209	-1
Max Scodro, Firestone Invitational, 2010-11 .....	209	-7
Cole Isban, Border Olympics, 2006-07 .....	209	-7
Doug Fortner, FAU Spring Break Championship, 2009-10 .....	209	-4
Jeff Connell, Marshall Invitational, 1997-98 .....	209	-4
<b>8. Blake Barends, Fighting Irish Golf Classic, 2015-16 .....</b>	<b>210</b>	<b>-3</b>
<b>Matthew Rushton, Gopher Invitational, 2013-14 .....</b>	<b>210</b>	<b>-3</b>
Niall Platt, Gopher Invitational, 2013-14 .....	210	-3
Max Scodro, BIG EAST Championship, 2011-12 .....	210	-6
Niall Platt, NCAA Southeast Regional, 2010-11 .....	210	-6
Doug Fortner, BIG EAST Championship, 2008-09 .....	210	-6

# INDIVIDUAL RECORDS

	Mark Baldwin, Lexus Naples Intercollegiate Invitational, 2005-06.....	210	-6
	Mark Baldwin, Coca-Cola Duke Classic, 2005-06.....	210	-6
	Cole Isban, Shoal Creek Intercollegiate, 2005-06.....	210	-6
	Scott Gustafson, SMU/Stonebridge Invitational, 2003-04.....	210	-6
	Alex Kent, Legends of Indiana Intercollegiate, 2000-01.....	210	-6
	Steve Ratay, Xavier Provident Invitational, 2001-02.....	210	-3
	Doug Fortner, Fighting Irish Gridiron Golf Classic, 2007-08.....	210	E
<b>21.</b>	<b>Miguel Delgado, Fighting Irish Golf Classic, 2015-16.....</b>	<b>211</b>	<b>-2</b>
	<b>Ben Albin, NIT Tournament, 2015-16.....</b>	<b>211</b>	<b>-5</b>
	Cory Sciupider, Fighting Irish Golf Classic, 2014-15.....	211	-2
	Cory Sciupider, BIG EAST Championship, 2012-13.....	211	-5
	Max Scodro, Linger Longer Invite, 2011-12.....	211	-5
	Scott Gustafson, Coca-Cola Duke Classic, 2005-06.....	211	-5
	Mark Baldwin, Nelson Invitational, 2002-03.....	211	-2
	Mark Baldwin, The Maxwell, 2005-06.....	211	+1
<b>29.</b>	<b>Ben Albin, Fighting Irish Golf Classic, 2015-16.....</b>	<b>212</b>	<b>-1</b>
	<b>Matthew Rushton, Windon Memorial Classic, 2014-15.....</b>	<b>212</b>	<b>+2</b>
	Niall Platt, Georgetown Intercollegiate, 2013-14.....	212	-1
	Max Scodro, Schenkel Invite, 2011-12.....	212	-4
	Chris Walker, BIG EAST Championship, 2011-12.....	212	-4
	Tom Usher, Firestone Invitational, 2010-11.....	212	-4
	Tom Usher, St. Mary's Invitational, 2010-11.....	212	-4
	Josh Sandman, Schenkel E-Z-GO Invitational, 2007-08.....	212	-4
	Mark Baldwin, BIG EAST Championship, 2005-06.....	212	-4
	Steve Ratay, Wisconsin Invitational, 2000-01.....	212	-4
	Todd Vernon, Air Force Invitational, 1999-00.....	212	-4
	Jeff Connell, Kentucky Invitational, 1998-99.....	212	-4
	Niall Platt, Royal Oaks Intercollegiate, 2011-12.....	212	-1
	Max Scodro, BIG EAST Championship, 2010-11.....	212	-1
	Doug Fortner, St. Mary's (Calif.) Invite, 2008-09.....	212	-1
	Doug Fortner, Triumph at Pauma Valley, 2006-07.....	212	-1
	Cole Isban, Nelson Invitational, 2003-04.....	212	-1
	Tom Usher, Fighting Irish Gridiron Classic, 2010-11.....	212	+2
	Shane Sigsbee, Earl Yestingsmeier Invitational*, 2004-05.....	212	+2
<b>48.</b>	<b>Patrick Grahek, ACC Championship, 2013-14.....</b>	<b>213</b>	<b>-3</b>
	Paul McNamara, BIG EAST Championship, 2011-12.....	213	-3
	Chris Walker, Lone Star Invitational, 2010-11.....	213	-3
	Niall Platt, Lone Star Invitational, 2010-11.....	213	-3
	Max Scodro, BIG EAST Championship, 2008-09.....	213	-3
	Max Scodro, UNGC Bridgestone Champ., 2008-09.....	213	-3
	Tyler Hock, Coca-Cola Duke Classic, 2007-08.....	213	-3
	Josh Sandman, Coca-Cola Duke Classic, 2007-08.....	213	-3
	Adam Gifford, BIG EAST Championship, 2006-07.....	213	-3
	Cole Isban, BIG EAST Championship, 2006-07.....	213	-3
	Cole Isban, CordeValle Collegiate, 2006-07.....	213	-3
	Josh Sandman, Prestige at PGA WEST, 2006-07.....	213	-3
	Scott Gustafson, BIG EAST Championship, 2005-06.....	213	-3
	Cole Isban, BIG EAST Championship, 2005-06.....	213	-3
	Cole Isban, Lexus Naples Intercollegiate Invitational, 2005-06.....	213	-3
	Tommy Balderston, John Dallio Memorial Invitational*, 2004-05.....	213	-3
	Shane Sigsbee, BGSU/John Piper Intercollegiate*, 2004-05.....	213	-3
	Tommy Balderston, SMU/Stonebridge Invitational, 2002-03.....	213	-3
	Brandon Lunke, Fresno Lexus Golf Classic, 2002-03.....	213	-3
	Max Scodro, Royal Oaks Intercollegiate, 2011-12.....	213	E
	Adam Gifford, Triumph at Pauma Valley, 2006-07.....	213	E
	Shane Sigsbee, The Nelson Invitational, 2003-04.....	213	E
	Steve Ratay, Xavier Invitational, 1999-00.....	213	E
	Max Scodro, Fighting Irish Gridiron Classic, 2011-12.....	213	+3
	Max Scodro, Fighting Irish Gridiron Classic, 2010-11.....	213	+3
	Eric Deutsch, Nelson Invitational, 2004-05.....	213	+6
	Cole Isban, Nelson Invitational, 2004-05.....	213	+6

Players returning for 2015-16 season listed in **boldface** // \* - indicates "B" team tournament.

### Top Season Count-Four Stroke Averages (since 1980)

1.	2010-11.....	291.50
2.	2011-12.....	291.59
3.	2005-06.....	292.97
4.	2012-13.....	293.95
5.	2009-10.....	294.41
6.	2013-14.....	295.06
7.	2007-08.....	295.27
8.	2006-07.....	295.71
9.	2015-16.....	297.77
10.	2008-09.....	297.97
11.	2014-15.....	298.03
12.	1999-00.....	298.29
13.	1997-98.....	298.33
14.	2000-01.....	298.75
15.	1998-99.....	299.15

### Top Season Point Totals (1930-64)

1.	1961-62.....	378.00
2.	1962-63.....	363.50
3.	1957-58.....	325.75
4.	1956-57.....	317.50
5.	1958-59.....	308.00

### Top Season Points Per Round Averages (1930-64)

1.	1963-64.....	24.38
2.	1957-58.....	21.72
3.	1956-57.....	21.17
4.	1960-61.....	19.36
5.	1948-49.....	19.17
6.	1955-56.....	19.15
7.	1962-63.....	19.13

### Top Season Point Margins (1930-64)

1.	1957-58.....	152.50
2.	1963-64.....	150.00
3.	1956-57.....	146.00
4.	1959-60.....	106.00
5.	1962-63.....	103.00
6.	1930-31.....	99.00

### Top Dual Meet Records (1930-68)

1.	1930-31.....	8-0 (1.000)
2.	1933-34.....	7-0 (1.000)
3.	1932-33.....	6-0 (1.000)
4.	1929-30.....	5-0 (1.000)
5.	1941-42.....	11-0-1 (.958)
6.	1935-36.....	9-1 (.900)
7.	1934-35.....	9-1 (.900)
8.	1965-66.....	16-2 (.889)

### Top 54-Hole Tournament Scores (since 1966-sorted by strokes)

BIG EAST Championship (par-72), 2005-06.....	842.....	-22
Fighting Irish Golf Classic (par-71), 2015-16.....	850.....	-2
Firestone Invitational (par-72), 2010-11.....	850.....	-14
BIG EAST Championship (par-72), 2011-12.....	852.....	-12
The Maxwell (par-70), 2005-06.....	853.....	+13
Nelson Invitational (par-69), 2004-05.....	854.....	+26
BIG EAST Championship (par-72), 2006-07.....	856.....	-8
Coca-Cola Duke Classic (par-72), 2007-08.....	857.....	-7
NCAA Central Regional (par-71), 2011-12.....	859.....	+7
Fighting Irish Gridiron Classic (par-70), 2010-11.....	859.....	+19
St. Mary's Invitational (par-72), 2010-11.....	861.....	-3
Lone Star Invitational (par-72), 2010-11.....	862.....	-2
Triumph at Pauma Valley (par-71), 2006-07.....	863.....	+11
Nelson Invitational (par-71), 2003-04.....	863.....	+11
BIG EAST Championship (par-72), 2012-13.....	864.....	E
Georgetown Intercollegiate (par-71), 2012-13.....	865.....	+13
NCAA Southeast Regional (par-72), 2010-11.....	865.....	+1
Border Olympics (par-72), 2006-07.....	865.....	+1
Coca-Cola Duke Classic (par-72), 2005-06.....	865.....	+1
Royal Oaks Intercollegiate (par-71), 2011-12.....	865.....	+13
Kent Cobra Collegiate (par-70), 1998-99.....	866.....	+26
Oak Hill Intercollegiate (par-70), 2013-14.....	866.....	+26
Air Force Invitational (par-72), 1999-00.....	868.....	+4
CordeValle Collegiate (par-72), 2006-07.....	869.....	+5
Georgetown Intercollegiate (par-71), 2013-14.....	869.....	+17
Saint Mary's (CA) Invite (par-71), 2008-09.....	869.....	+17
Windon Memorial Classic (par-70), 2014-15.....	870.....	+30
Gopher Invitational (par-71), 2013-14.....	870.....	+18
Fighting Irish Gridiron Golf Classic (par-70), 2009-10.....	870.....	+30
ACC Championship (par-72), 2013-14.....	872.....	+8
Lexus Naples Intercollegiate Invitational (par-72), 2005-06.....	872.....	+8
Shoal Creek Intercollegiate (par-72), 2005-06.....	872.....	+8
Xavier Invitational (par-71), 1999-00.....	872.....	+20
Talis Park Challenge (par-71), 2014-15.....	873.....	+21
BIG EAST Championship (par-72), 2008-09.....	873.....	+9
SMU/Stonebridge Invitational (par-72), 2002-03.....	873.....	+9
Legends of Indiana Intercollegiate (par-72), 2000-01.....	873.....	+9
Legends of Indiana Intercollegiate (par-72), 1997-98.....	873.....	+9
Xavier Provident Invitational (par-71), 2001-02.....	873.....	+21
Irish Creek Collegiate (par-71), 2013-14.....	874.....	+22
BIG EAST Championship (par-71), 2009-10.....	874.....	+22
Aloha Purdue Collegiate Invitational (par-70), 2006-07.....	874.....	+34
Palmas del Mar Intercollegiate (par-72), 2008-09.....	876.....	+12
BIG EAST Championship (par-71), 2010-11.....	876.....	+24
BIG EAST Championship (par-70), 2003-04.....	876.....	+36

### Top 36-Hole Tournament Scores (since 1966)

Mason Rudolph Championship (par 71), 2009-10.....	562.....	-6
Battle at the Warren (par 71), 2011-12.....	564.....	-4
Macdonald Cup (par 70), 2012-13.....	569.....	+9
Irish Invitational (par 70), 2007-08.....	570.....	+10
Battle at the Warren (par 71), 2015-16.....	574.....	+6
ND Kickoff Challenge (par 71), 2015-16.....	579.....	+11
Border Olympics (par 72), 2015-16.....	579.....	+3

# TEAM RECORDS

Notre Dame Invitational (par 71), 1967-68 .....	581	+13
vs. TCU (par 70), 2004-05 .....	581	+21
Indianapolis Intercollegiate, 1977-78 .....	582	n/a
Big Red Classic (par 72), 2002-03 .....	584	+8
Butler Spring Invitational (par 71), 1997-98 .....	584	+16
Indiana Intercollegiate (@Purdue) (par 71), 1991-92 .....	585	+17
FirstEnergy Intercollegiate (par 70), 2000-01 .....	585	+25
Indiana Intercollegiate (@ Purdue) (par 71), 1992-93 .....	588	+20
Michigan State Invitational, 1978-79 .....	588	n/a

## Top Rounds (since 1966-sorted by strokes)

BIG EAST Championship (3rd rd, par 72), 2005-06 .....	272	-16
Air Force Invitational (1st rd, par 72), 1999-2000 .....	275	-13
Mason Rudolph Championship (1st rd, par 72), 2009-10 .....	277	-13
BIG EAST Championship (3rd rd, par 72), 2006-07 .....	278	-10
NCAA Central Regional (2nd rd, par 71), 2011-12 .....	278	-6
Nelson Invitational (1st rd, par 69), 2004-05 .....	279	+3
BIG EAST Championship (3rd rd, par 72), 2012-13 .....	280	-8
Lone Star Invitational (2nd rd, par 72), 2010-11 .....	280	-8
The Firestone Invitational (2nd rd, par 72), 2010-11 .....	280	-8
Fighting Irish Golf Classic (3rd rd, par 71), 2015-16 .....	281	-3
Fighting Irish Golf Classic (2nd rd, par 71), 2015-16 .....	281	-3
St. Mary's Invitational (1st rd, par 72), 2010-11 .....	281	-7
BIG EAST Championship (1st rd, par 72), 2005-06 .....	281	-7
Battle at the Warren (1st rd, par 71), 2011-12 .....	281	-3
Battle at the Warren (1st rd, par 71), 2010-11 .....	281	-3
Fighting Irish Gridiron Golf Classic (1st rd, par 70), 2010-11 .....	281	+1
The Maxwell (3rd rd, par 70), 2005-06 .....	281	+1
Macdonald Cup (1st rd, par 70), 2012-13 .....	282	+2
BIG EAST Championship (3rd rd, par 72), 2011-12 .....	282	-6
Gopher Invitational (1st rd, par 72), 2011-12 .....	282	-6
Prestige at PGA WEST (3rd rd, par 72), 2006-07 .....	282	-6
Xavier Invitational (2nd rd, par 71), 1999-2000 .....	282	-2
Irish Invitational (1st rd, par 70), 2007-08 .....	282	+2
The Maxwell (2nd rd, par 70), 2005-06 .....	282	+2
NCAA Central Regional (3rd rd, par 70), 2004-05 .....	282	+2
vs. TCU (1st rd, par 70), 2004-05 .....	282	+2
Border Olympics (2nd rd, par 72), 2015-16 .....	281	-5
Battle at the Warren (2nd rd, par 71), 2015-16 .....	283	-3
Battle at the Warren (2nd rd, par 71), 2011-12 .....	283	-1
Xavier Provident Invitational (1st rd, par 71), 2001-02 .....	283	-1
Marshall Invitational (3rd rd, par 71), 1997-98 .....	283	-1
Aloha Purdue Collegiate Invitational (1st rd, par 70), 2006-07 .....	283	+3
at Northern Illinois (2nd rd, par 70), 1967-68 .....	283	+3
BIG EAST Championship (1st rd, par 72), 2011-12 .....	284	-4

The Firestone Invitational (1st rd, par 72), 2010-11 .....	284	-4
The Invite at Kiawah (2nd rd, par 72), 2010-11 .....	284	-4
Palmas del Mar Inter. (2nd rd, par 72), 2008-09 .....	284	-4
Coca-Cola Duke Classic (3rd rd, par 72), 2007-08 .....	284	-4
Border Olympics (1st rd, par 72), 2006-07 .....	284	-4
Big Red Classic (2nd rd, par 72), 2002-03 .....	284	-4
Legends of Indiana (2nd rd, par 72), 1994-95 .....	284	-4
Kent Cobra Collegiate (3rd rd, par 70), 1998-99 .....	284	+4

## Top Tournament Titles (min. 10-team field, some count=5)

Air Force Invitational (par 72), 1999-00 .....	1st of 24	868
Louisville Intercollegiate (par 72), 1999-00 .....	1st of 18	593
Butler Spring Invitational (par 71), 1996-97 .....	1st of 18	612
SMU/Stonebridge Invitational (par 72), 2003-04 .....	1st of 17	882
Legends of Indiana Intercollegiate (par 72), 1999-00 .....	T-1st of 16	878
Butler Spring Invitational (par 71), 1997-98 .....	1st of 16	584
Indiana Intercollegiate, 1978-79 .....	1st of 16	598
St. Mary's Invitational, 2010-11 .....	1st of 15	861
Fighting Irish Gridiron Golf Classic, 2009-10 .....	1st of 15	870
Notre Dame Invitational, 1982-83 .....	1st of 15	295
NOKIA Sugar Bowl Tulane Invitational (par 72), 2004-05 .....	*1st of 14	893
Notre Dame Invitational, 1984-85 .....	1st of 14	304
BIG EAST Championship, 2011-12 .....	1st of 12	852

Notre Dame has qualified for postseason competition 37 times and won the NCAA title in 1944, in addition to a runner-up showing in 1937, third-place finishes in 1931, '33, '36 and '51 and 19 finishes in the top 10. In 1989, the NCAA introduced a regional format (27 teams at three sites), with the top 10 teams advancing to the 30-team NCAA Championship final.

Year	Host School	Site (location)	ND Finish	Score
1930		Oakmont C.C. (Pittsburgh, Pa.)	4th	767
1931		Olympia Fields C.C. (Chicago, Ill.)	3rd	627
1933		Buffalo C.C. (Buffalo, N.Y.)	3rd	624
1934		Cleveland C.C. (Cleveland, Ohio)	4th	623
1935		Congressional C.C. (Washington, D.C.)	7th	642
1936		North Shore C.C. (Chicago, Ill.)	3rd	630
1937		Oakmont C.C. (Pittsburgh, Pa.)	2nd	649
1938		Louisville C.C. (Louisville, Ky.)	6th	620
1939	Drake	Wakonda C.C. (Des Moines, Iowa)	10th	633
1940	Vermont	Ewanok C.C. (Manchester, Vt.)	15th	644
1941	Ohio State	Ohio State C.C. (Columbus, Ohio)	8th	617
1942	Notre Dame	South Bend C.C. (South Bend, Ind.)	8th	612
1943	Chicago	Olympia Fields C.C. (Chicago, Ill.)	7th	656
<b>1944</b>	<b>Toledo</b>	<b>Inverness C.C. (Toledo, Ohio)</b>	<b>1st</b>	<b>311</b>
1945	Ohio State	Ohio State G.C. (Columbus, Ohio)	4th	633
1946	Princeton	Springdale G.C. (Princeton, N.J.)	6th	621
1947	Michigan	Michigan G.C. (Ann Arbor, Mich.)	12th	635
1951	Ohio State	Ohio State G.C. (Columbus, Ohio)	3rd	604
1952	Purdue	Purdue G.C. (Lafayette, Ind.)	16th	631
1953	Colorado	Broadmoor G.C. (Colorado Springs, Colo.)	7th	591
1956	Ohio State	Ohio State G.C. (Columbus, Ohio)	6th	607
1957	Colorado	Broadmoor G.C. (Colorado Springs, Colo.)	14th	632
1958	Williams	Taconic Club (Williamstown, Mass.)	12th	623
1960	Colorado	Broadmoor G.C. (Colorado Springs, Colo.)	11th	620
1961	Purdue	Purdue G.C. (Lafayette, Ind.)	14th	611
1962	Duke	Duke G.C. (Durham, N.C.)	17th	638
1963	Wichita State	Wichita C.C. (Wichita, Kan.)	15th	606
1964	Colorado	Broadmoor G.C. (Colorado Springs, Colo.)	4th	600
1965	Tennessee	Holston Hills G.C. (Knoxville, Tenn.)	18th	610
1966	Stanford	Stanford G.C. (Stanford, Calif.)	11th	608
2004	Purdue*	Kampen G.C. (West Lafayette, Ind.)	12th	914
2005	Notre Dame*	Warren G.C. (Notre Dame, Ind.)	T-13th	877
2006	UCF**	Lake Nona G. & C.C. (Orlando, Fla.)	17th	897
2008^	Ohio State*	Ohio State Scarlet G.C. (Columbus, Ohio)	—	—
2011	Florida#	Golden Ocala G.C. (Ocala, Fla.)	9th	865
2012	Michigan*	U-M Golf Course (Ann Arbor, Fla.)	T-6th	859
2014!	Northern Illinois&	Rich Harvest Farms (Sugar Grove, Ill.)	—	—

\* - NCAA Central Regional // \*\* - NCAA East Regional // # - NCAA Southeast Regional // & - NCAA Sugar Grove Regional

^ - Notre Dame sent individual qualifier to regional (Josh Sandman 2008)

! - Notre Dame sent individual qualifier to regional (Niall Platt 2014)

# NCAA RESULTS SINCE 1990

## 2004 NCAA Central Regional

West Lafayette, Ind. – May 20-22, 2004  
Birck Boilermaker Golf Complex (Kampen Course)  
– par 72, 7,259 yards  
Hosted by Purdue

Team	Rounds	Final
1. Kentucky	298-285-299	882/+18
2. Oklahoma State	287-298-308	893/+29
3. Oklahoma	305-294-297	896/+32
4. Texas A&M	292-303-304	899/+35
T5. Texas	298-296-307	901/+37
TCU	305-297-299	901/+37
7. Purdue	295-302-308	905/+41
8. Wichita State	302-300-306	908/+44
9. SMU	302-299-308	909/+45
10. Kent State	301-305-304	910/+46
11. Minnesota	302-303-306	911/+47
<b>12. Notre Dame</b>	<b>310-297-307</b>	<b>914/+50</b>
13. Texas Tech	317-296-304	917/+53
14. Ohio State	302-310-306	918/+54
15. Kansas State	300-305-318	923/+59
16. Kansas	315-300-311	926/+62
17. Arkansas	314-307-310	931/+67
T18. Illinois	309-320-304	933/+69
Tulsa	314-306-313	933/+69
T20. Colorado	304-307-323	934/+70
Indiana	306-308-320	934/+70
Lamar	309-313-312	934/+70
23. Xavier	312-316-312	940/+76
24. Western Illinois	323-323-312	958/+94
25. Baylor	321-317-323	961/+97
26. Princeton	323-318-333	974/+110
27. Jackson State	333-337-330	1000/+136

Notre Dame Lineup	Rounds	Final Score	Place (out of 141)
Eric Deutsch	76-71-79	226/+10	T-27th
Mark Baldwin	81-72-74	227/+11	T-30th
Scott Gustafson	75-75-79	229/+13	T-38th
Cole Isban	78-85-75	238/+22	T-97th
Tommy Balderston	82-79-86	247/+31	T-125th

## 2005 NCAA Central Regional

Notre Dame, Ind. – May 19-21, 2005  
The Warren Golf Course – par 70, 7,011 yards  
Hosted by Notre Dame

Team	Rounds	Final
1. Augusta State	284-284-281	849/+9
2. Oklahoma State	282-283-293	858/+18
3. Texas A&M	290-291-282	863/+23
T4. Tulsa	287-294-285	866/+26
Kentucky	288-292-286	866/+26
T6. Arkansas	295-297-278	870/+30
Missouri	285-293-292	870/+30
8. SMU	288-299-286	873/+33
9. Texas	290-290-294	874/+34
T10. Purdue	291-288-296	875/+35
Wichita State	298-282-295	875/+35
12. Lamar	297-290-289	876/+36
<b>T13. Notre Dame</b>	<b>393-302-282</b>	<b>877/+37</b>
Kansas	289-294-294	877/+37
Michigan State	289-296-292	877/+37
16. Minnesota	293-293-292	878/+38
T17. Kent State	290-294-296	880/+40
TCU	292-293-295	880/+40
Baylor	304-292-284	880/+40
20. Kansas State	299-291-291	881/+41

21. Texas Tech	287-306-290	883/+43
22. Oklahoma	306-295-286	887/+47
23. Xavier	295-309-284	888/+48
24. IUPUI	311312-290	913/+73
25. Loyola College	312-304-306	922/+82
26. Detroit	304-307-312	923/+83
27. Jackson State	310-316-308	934/+94

Notre Dame Lineup	Rounds	Final Score	Place (out of 141)
Eric Deutsch	73-74-68	215/+5	T-20th
Cole Isban	73-73-71	217/+7	T-30th
Mark Baldwin	72-77-71	220/+10	T-50th
Mike King	75-78-72	225/+15	T-88th
Scott Gustafson	85-81-77	243/+33	138th

## 2006 NCAA East Regional

Orlando, Fla. – May 18-20, 2006  
Lake Nona Golf and Country Club –  
par 72, 7,179 yards  
Hosted by Central Florida

Team	Rounds	Final
1. Wake Forest	285-296-283	864/E
2. Georgia	284-294-287	865/+1
3. Texas Tech	289-293-291	873/+9
4. North Carolina	294-291-289	874/+10
T5. Coastal Carolina	301-288-288	877/+13
Charlotte	299-290-288	877/+13
7. UCLA	292-300-286	878/+14
8. Auburn	296-294-289	879/+15
9. South Carolina	304-293-284	881/+17
10. UNLV	287-293-304	884/+20
T11. Georgia State	298-298-295	891/+27
Georgia Southern	295-307-289	891/+27
Indiana	299-305-287	891/+27
14. Florida State	302-308-283	893/+29
T15. Southern Cal	298-294-303	895/+31
Jacksonville	297-305-293	895/+31
<b>17. Notre Dame</b>	<b>300-308-289</b>	<b>897/+33</b>
18. Tennessee	310-293-298	901/+37
19. Rhode Island	288-313-306	907/+43
T20. Maryland	305-312-298	915/+51
Western Illinois	298-315-302	915/+51
22. Liberty	310-303-304	917/+53
23. George Washington	307-307-308	922/+58
24. Wichita State	311-315-297	923/+59
25. Richmond	309-316-303	928/+64
26. Binghamton	312-324-306	942/+78
27. Army	314-326-317	957/+93

Notre Dame Lineup	Rounds	Final Score	Place (out of 141)
Cole Isban	79-77-68	224/+8	T-52nd
Josh Sandman	75-77-73	225/+9	T-59th
Mark Baldwin	75-79-72	226/+10	T-66th
Scott Gustafson	72-77-80	229/+13	T-82nd
Tommy Balderston	78-77-76	231/+15	T-95th

## 2008 NCAA Central Regional

Columbus, Ohio – May 15-17, 2006  
Ohio State Scarlet Golf Course –  
par 71, 7,420 yards  
Hosted by Ohio State

Notre Dame Ind.	Rounds	Final Score	Place (out of 141)
Josh Sandman	79-75-75	229/+16	T-65th

## 2011 NCAA Southeast Regional

Ocala, Fla. – May 19-21, 2011  
Golden Ocala Golf Course – par 72, 6,994 yards  
Hosted by Florida

Team	Rounds	Final
1. Florida	282-287-277	846/-18
2. Augusta State	290-275-287	852/-12
3. Kennesaw State	290-281-282	853/-11
4. NC State	284-285-286	855/-9
5. Arkansas	283-287-286	856/-8
6. Missouri	294-290-274	858/-6
7. Baylor	284-286-289	859/-5
8. Georgia Southern	285-286-289	860/-4
<b>9. Notre Dame</b>	<b>288-290-287</b>	<b>865/+1</b>
T10. Central Florida	298-286-289	873/+9
Oregon	285-291-297	873/+9
SE Louisiana	290-283-300	873/+9
13. Jacksonville State	294-292-318	904/+40
14. Jackson State	325-311-307	943/+79

Notre Dame Lineup	Rounds	Final Score	Place (out of 75)
Niall Platt	68-69-73	210/-6	T-10th
Paul McLamara	72-77-67	216/E	T-24th
Jeff Chen	74-71-74	219/+3	T-33rd
Max Scodro	74-76-73	223/+7	T-50th
Chris Walker	75-74-74	223/+7	T-50th

## 2012 NCAA Central Regional

Ann Arbor, Mich. – May 17-19, 2012  
U-M Golf Course – par 71, 6,723 yards  
Hosted by Michigan

Team	Rounds	Final
1. USC	289-272-280	841/-11
2. Oregon	288-274-280	842/-10
3. Kent State	286-276-282	844/-8
4. Virginia	287-281-278	846/-6
5. TCU	278-284-287	849/-3
T6. Notre Dame	<b>291-278-290</b>	<b>859/+7</b>
N.C. State	290-282-287	859/+7
8. Oklahoma State	290-283-290	863/+11
9. Kennesaw State	287-290-291	868/+16
10. Purdue	291-293-291	875/+23
11. Baylor	296-297-289	882/+30
12. Ohio State	305-297-293	895/+43
13. Navy	322-306-303	931/+79

Notre Dame Lineup	Rounds	Final Score	Place (out of 75)
Max Scodro	70-69-69	208/-5	T-7th
Tom Usher	79-65-73	217/+4	34th
Paul McLamara	70-72-76	218/+5	T-35th
Chris Walker	72-75-78	225/+12	T-56th
Niall Platt	81-72-72	225/+12	T-56th

## 2014 NCAA Sugar Grove Regional

Sugar Grove, Ill. – May 16-18, 2014  
Rich Harvest Farms –  
par 72, 7,151 yards  
Hosted by Northern Illinois

Notre Dame Ind.	Rounds	Final Score	Place (out of 75)
Niall Platt	80-77-73	230/+14	T-34th



## Top Team 54-Hole Scores

	Year	Score
1.	2012	859/+7
2.	2011	865/+1
3.	2005	877/+37
4.	2006	897/+33
5.	2004	914/+50

## Lowest Team Rounds (By Stroke)

Year	Round	Score	To-Par
1.	2012	Second	278 -6
2.	2005	Third	282 +2
3.	2011	Third	287 -1
4.	2011	First	288 E
5.	2006	Third	289 +1
6.	2012	Third	290 +6
7.	2012	First	291 +7
8.	2004	Second	297 +9
9.	2006	First	300+12
10.	2005	Second	302+22

## Lowest Team Rounds (By Par)

Year	Round	To-Par	Score
1.	2012	Second	-6 278
2.	2011	Third	-1 287
3.	2011	First	E 288
4.	2006	Third	+1 289
5.	2005	Third	+2 282
	2011	Second	+2 290
7.	2012	Third	+6 290
8.	2012	First	+7 291
9.	2004	Second	+9 297
10.	2006	First	+12 300

## Top Individual 54-Hole Scores


Name	Year	Score	Place
1. Max Scodro	2012	208	T-7th
2. Niall Platt	2011	210	T-10th
3. Eric Deutsch	2005	215	T-20th
4. Paul McNamara	2011	216	T-24th
5. Cole Isban	2005	217	T-30th
Tom Usher	2012	217	34th
7. Paul McNamara	2012	218	T-35th
8. Jeff Chen	2011	219	T-33rd
9. Mark Baldwin	2005	220	T-50th
10. Max Scodro	2011	223	T-50th
Chris Walker	2011	223	T-50th

## Lowest Rounds (By Stroke)

Name	Year	Round	Score	To-Par
1. Tom Usher	2012	Second	65	-6
2. Paul McNamara	2011	Third	67	-5
3. Niall Platt	2011	First	68	-4
Cole Isban	2006	Third	68	-4
Eric Deutsch	2005	Third	68	-2
6. Niall Platt	2011	Second	69	-3
Max Scodro	2012	Second	69	-2
Max Scodro	2012	Third	69	-2
9. Max Scodro	2012	First	70	-1
Paul McNamara	2012	First	70	-1
11. Eric Deutsch	2004	Second	71	-1
Jeff Chen	2011	Second	71	-1
Cole Isban	2005	Third	71	+1
Mark Baldwin	2005	Third	71	+1

## Lowest Round (By Par)

Name	Year	Round	To-Par	Score
1. Tom Usher	2012	Second	-6	65
2. Paul McNamara	2011	Third	-5	67
3. Niall Platt	2011	First	-4	68
Cole Isban	2006	Third	-4	68
5. Niall Platt	2011	Second	-3	69
6. Eric Deutsch	2005	Third	-2	68
Max Scodro	2012	Second	-2	69
Max Scodro	2012	Third	-2	69
9. Max Scodro	2012	First	-1	70
Paul McNamara	2012	First	-1	70
Eric Deutsch	2004	Second	-1	71
Jeff Chen	2011	Second	-1	71





# CONFERENCE CHAMPIONSHIP RESULTS

## 1995 BIG EAST Championship

Potomac, Md. – September 30-October 1, 1995

TPC-Avenel – par 71, 6,987 yards

Hosted by Georgetown

Teams	Rounds	Final Score
1. Notre Dame	300-293	593/+25
2. Connecticut	287-311	598/+30
3. Georgetown	308-305	613/+45
4. Seton Hall	302-314	616/+48
St. John's	305-311	616/+48
6. Boston College	311-318	629/+61
7. Villanova	310-324	634/+66
8. Rutgers	319-320	639/+71
9. Providence	324-328	652/+84

## Notre Dame Lineup

	Rounds	Final Score	Place
Bill Moore	72-71	143/+1	1st
Brian Donohoe	76-73	149/+7	T-4th
Bryan Weeks	75-74	149/+7	T-4th
Joel Hepler	77-75	152/+10	T-13th
Brad Stanis	82-79	161/+19	T-30th

## 1996 BIG EAST Championship

Potomac, Md. – September 28-29, 1996

TPC-Avenel – par 71, 6,987 yards

Hosted by Georgetown

Teams	Rounds	Final Score
1. Notre Dame	289-306	595/+27
2. Georgetown	301-295	596/+28
3. Seton Hall	300-312	612/+44
4. Villanova	304-314	618/+50
5. St. John's	317-316	633/+65
6. Rutgers	318-319	637/+69
7. Boston College	314-331	645/+77
8. Connecticut	315-331	646/+78
9. Providence	316-333	649/+81

## Notre Dame Lineup

	Rounds	Final Score	Place
Brad Hardin	70-74	144/+2	2nd
Brian Donohoe	70-81	151/+9	T-6th
Joel Hepler	78-74	152/+10	T-8th
Bryan Weeks	71-83	154/+12	T-11th
Doug Diemer	79-77	156/+14	N/A

## 1997 BIG EAST Championship

South Bend, Ind. – September 28-29, 1997

Blackthorn Golf Club – par 72, 7,105 yards

Hosted by Notre Dame

Teams	Rounds	Final Score
1. Notre Dame	293-302	595/+19
2. Seton Hall	315-312	627/+51
3. Connecticut	318-311	629/+53
Georgetown	307-322	629/+53
St. John's	311-318	629/+53
6. Villanova	310-322	632/+56
7. Boston College	315-321	636/+60
8. Providence	318-325	643/+67

9. Rutgers 332-320 652/+76

## Notre Dame Lineup

	Rounds	Final Score	Place
Todd Vernon	70-71	141/-3	1st
Brad Stanis	75-73	148/+4	3rd
Bryan Weeks	72-79	151/+7	4th
Brad Hardin	79-79	148/+14	12th
Jeff Connell	76-88	164/+20	29th

## 1998 BIG EAST Championship

Potomac, Md. – November 1-2, 1998

TPC-Avenel – par 71, 6,987 yards

Hosted by Georgetown

Teams	Rounds	Final Score
1. Georgetown	303-311	614/+46
2. Notre Dame	312-305	617/+49
St. John's	313-304	617/+49
4. Seton Hall	308-314	622/+54
5. Connecticut	322-324	646/+78
6. Rutgers	325-324	649/+81
7. Boston College	326-324	650/+82
8. Villanova	324-333	657/+89
9. Providence	342-337	679/+111

## Notre Dame Lineup

	Rounds	Final Score	Place
Willie Kent*	78-70	148/+6	2nd
Kyle Monfort*	75-77	152/+10	4th
Brad Hardin	77-81	158/+16	13th
Jeff Connell	83-78	161/+19	21st
Todd Vernon	82-80	162/+20	24th

## 2000 BIG EAST Championship

Starting with the 1999-2000 year, the BIG EAST Championship moved to the spring season, thus there was no 1999 BIG EAST Championship

Notre Dame, Ind. – April 29-30, 2000

The Warren Golf Course – par 71, 6,744 yards

Hosted by Notre Dame

Teams	Rounds	Final Score
1. Seton Hall	290-290	580/+12
2. Rutgers	302-289	591/+23
3. Notre Dame	304-290	594/+26
4. St. John's	297-300	597/+29
5. Villanova	309-297	606/+38
6. Connecticut	306-308	614/+46
7. Georgetown	311-316	627/+59
8. Providence	317-315	632/+64
9. Boston College	309-328	637/+69

## Notre Dame Lineup

	Rounds	Final Score	Place
Alex Kent*	77-68	145/+3	T-5th
Steve Ratay	70-77	147/+5	T-9th
Todd Vernon	78-71	149/+7	T-14th

Jeff Connell 79-75 154/+12 T-20th

Adam Anderson 80-76 156/+14 26th

## 2001 BIG EAST Championship

East Providence, R.I. – April 27-28, 2001

Metacomet Country Club – par 70, 6,464 yards

Hosted by BIG EAST Conference

Teams	Rounds	Final Score
1. Virginia Tech	291-297-287	875/+35
2. St. John's	304-286-294	884/+44
3. Rutgers	300-304-293	897/+57
4. Georgetown	305-296-299	900/+60
5. Notre Dame	307-305-290	902/+62
6. Seton Hall	298-300-306	904/+64

## Notre Dame Lineup

	Rounds	Final Score	Place
Steve Ratay*	70-74-71	215/+5	T-1st
Kyle Monfort	78-78-69	225/+15	T-14th
Alex Kent	77-76-75	228/+18	T-17th
Brandon Lunke	84-77-76	237/+27	28th
Pat Schaffler	82-83-75	240/+30	T-29th

## 2002 BIG EAST Championship

Notre Dame, Ind. – April 20-21, 2002

The Warren Golf Course – par 71, 6,744 yards

Hosted by Notre Dame

Teams	Rounds	Final Score
1. Virginia Tech	290-287-288	865/+13
2. Notre Dame	297-289-296	882/+30
3. St. John's	288-296-302	886/+34
4. Georgetown	296-298-304	898/+46
5. Seton Hall	307-295-324	926/+74
6. Connecticut	311-302-316	929/+77

## Notre Dame Lineup

	Rounds	Final Score	Place
Steve Ratay*	72-71-72	215/+5	T-2nd
Ryan Marshall*	73-72-73	218/+8	6th
William McCaughan	76-73-74	223/+13	T-10th
Chris Whitten	76-75-78	229/+19	T-18th
Steve Colnitis	80-73-77	230/+20	20th

## 2003 BIG EAST Championship

Notre Dame, Ind. – April 21-22, 2003

The Warren Golf Course – par 71, 6,744 yards

Hosted by Notre Dame

Teams	Rounds	Final Score
1. Virginia Tech	302-292-295	889/+37
2. Notre Dame	292-298-301	891/+39
3. Georgetown	300-309-315	924/+72
4. Rutgers	306-308-313	927/+75
5. Seton Hall	302-319-315	936/+84
6. St. John's	308-318-322	948/+96

## Notre Dame Lineup

	Rounds	Final Score	Place
Scott Gustafson*	70-75-76	221/+8	T-2nd
Brandon Lunke*	72-77-73	222/+9	T-4th
Mark Baldwin*	75-74-75	224/+11	6th



# CONFERENCE CHAMPIONSHIP RESULTS

Tommy Balderston*	76-73-77	226/+13	7th
Eric Deutsch	75-76-79	230/+17	T-11th

## 2004 BIG EAST Championship

Notre Dame, Ind. – April 24-25, 2004

The Warren Golf Course – par 71, 6,744 yards

Hosted by Notre Dame

Teams	Rounds	Final Score
1. Notre Dame	290-295-291	876/+36
2. Virginia Tech	292-288-302	882/+42
3. Georgetown	302-297-297	896/+56
4. Boston College	295-298-306	899/+59
5. St. John's	306-301-308	915/+75
6. Rutgers	313-305-301	919/+79

## Notre Dame Lineup

Teams	Rounds	Final Score	Place
Tommy Balderston*	74-73-71	218/+5	T-3rd
Cole Isban*	69-75-74	218/+5	T-3rd
Eric Deutsch*	74-71-74	219/+6	T-5th
Mark Baldwin	74-76-73	223/+10	T-8th
Scott Gustafson	73-78-73	224/+11	11th

## 2005 BIG EAST Championship

The 2005 BIG EAST Championship was shortened to one round due to weather

Notre Dame, Ind. – April 24-25, 2004

The Warren Golf Course – par 70, 7,011 yards

Hosted by Notre Dame

Teams	Rounds	Final Score
1. Notre Dame	311	311/+31
2. Georgetown	316	316/+36
3. Rutgers	318	318/+38
4. Boston College	327	327/+47
5. Villanova	329	329/+49
6. St. John's	334	334/+54

## Notre Dame Lineup

Teams	Rounds	Final Score	Place
Mark Baldwin*	75	75/+1	1st
Eric Deutsch*	77	77/+7	T-3rd
Cole Isban*	79	79/+9	T-7th
Mike King	80	80/+10	T-9th
Scott Gustafson	84	84/+14	T-21st

## 2006 BIG EAST Championship

Dade City, Fla. – April 24-25, 2006

Lake Jovita Golf & Country Club (South Course)

– par 72, 7,031 yards

Hosted by South Florida

Teams	Rounds	Final Score
T1. Notre Dame*	281-289-272	842/-22
Louisville*	279-279-284	842/-22
3. Marquette	285-278-283	846/-18
4. South Florida	289-284-292	865/+1
T5. Cincinnati	300-295-284	879/+15
Villanova	297-289-293	879/+15

7. St. John's	301-288-291	880/+16
8. DePaul	297-297-290	884/+20
9. Rutgers	298-201-291	890/+26
10. Connecticut	308-286-297	891/+27
11. Georgetown	302-297-297	896/+32
12. Seton Hall	311-299-308	918/+54

\*Notre Dame won BIG EAST title in playoff

## Notre Dame Lineup

Teams	Rounds	Final Score	Place
Mark Baldwin*	69-77-66	212/-4	T-5th
Scott Gustafson	75-71-67	213/-3	T-8th
Cole Isban	70-72-71	213/-3	T-8th
Tommy Balderston	72-75-68	215/-1	T-13th
Josh Sandman	70-71-76	217/+1	T-20th

## 2007 BIG EAST Championship

Simpsonville, Ky. – April 22-24, 2006

Cardinal Club – par 72, 7,036 yards

Hosted by Louisville

Teams	Rounds	Final Score
1. Louisville	283-279-282	844/-20
2. Notre Dame	291-287-278	856/-8
3. St. John's	289-297-285	871/+7
4. Marquette	290-294-288	872/+8
5. DePaul	293-292-294	879/+15
T6. Cincinnati	305-307-284	896/+32
Connecticut	311-297-288	896/+32
8. Georgetown	302-306-291	899/+35
T9. Villanova	306-300-300	906/+42
Seton Hall	304-299-303	906/+42
11. South Florida	296-314-311	921/+57
12. Rutgers	313-316-299	928/+64

## Notre Dame Lineup

Teams	Rounds	Final Score	Place
Adam Gifford*	69-72-72	213/-3	T-5th
Cole Isban*	76-68-69	213/-3	T-5th
Josh Sandman*	73-74-68	215/-1	10th
Greg Rodgers	75-73-69	217/+1	T-11th
Doug Fortner	74-75-75	224/+8	T-24th

## 2008 BIG EAST Championship

Hebron, Ky. – April 20-22, 2008

Traditions Golf Club – par 72, 7,103 yards

Hosted by Louisville

Teams	Rounds	Final Score
1. Marquette	291-288-295	874/+10
2. Louisville	296-294-286	876/+12
3. Seton Hall	294-297-296	887/+21
4. Notre Dame	296-295-298	889/+23
5. St. John's	300-300-293	893/+27
6. South Florida	304-298-301	903/+37
7. DePaul	302-300-303	905/+39
8. Georgetown	302-308-298	908/+42
9. Cincinnati	301-302-306	909/+43
10. Connecticut	301-303-309	913/+47
11. Villanova	305-298-317	920/+54
12. Rutgers	307-309-322	938/+72

## Notre Dame Lineup

Teams	Rounds	Final Score	Place
Doug Fortner*	73-75-71	219/+3	T-4th
Josh Sandman*	71-72-77	220/+4	T-7th
Dustin Zhang	77-75-72	224/+8	T-18th
Greg Rodgers	75-81-78	234/+18	T-44th
Eddie Peckles	80-73-82	235/+19	49th

## 2009 BIG EAST Championship

Dade City, Fla. – April 19-21, 2009

Lake Jovita Golf & Country Club (South Course)

– par 72, 7,031 yards

Hosted by South Florida

Teams	Rounds	Final Score
1. Louisville	282-286-279	847/-17
2. Marquette	292-287-273	852/-12
3. Seton Hall	285-298-287	870/+6
4. Notre Dame	295-292-286	873/+9
5. South Florida	295-294-286	875/+11
6. St. John's	292-293-298	883/+19
7. DePaul	297-301-291	889/+25
8. Georgetown	302-291-298	891/+27
9. Rutgers	301-296-300	897/+33
10. Villanova	312-296-294	902/+38
11. Cincinnati	304-300-302	906/+42
12. Connecticut	324-292-301	917/+53

## Notre Dame Lineup

Teams	Rounds	Final Score	Place
Doug Fortner*	73-71-66	210/-6	T-2nd
Max Scodro*	71-70-72	213/-3	T-7th
Jeff Chen	74-77-73	224/+8	T-30th
Dustin Zhang	77-77-77	231/+15	47th
Connor Alan-Lee	83-74-75	232/+16	T-48th

## 2010 BIG EAST Championship

Palm Harbor, Fla. – April 18-20, 2010

Innisbrook Resort (Copperhead Course) –

par 71, 7,125 yards

Hosted by South Florida

Teams	Rounds	Final Score
1. Georgetown	294-286-293	873/+21
2. Notre Dame	299-289-286	874/+22
3. Louisville	293-294-289	876/+24
4. Seton Hall	295-292-290	877/+25
5. St. John's	289-296-294	879/+27
6. Villanova	304-287-289	880/+28
7. Connecticut	296-297-291	884/+32
8. Cincinnati	303-289-298	890/+38
T9. Rutgers	302-290-303	895/+43
Marquette	306-288-301	895/+43
11. South Florida	315-288-295	898/+46
12. DePaul	304-298-303	905/+53

## Notre Dame Lineup

Teams	Rounds	Final Score	Place
Tom Usher*	75-71-69	215/+2	T-1st*

# CONFERENCE CHAMPIONSHIP RESULTS

Max Scodro\* 71-71-73 215/+2 T-1st\*  
 Chris Walker 79-70-73 222/+9 T-23rd  
 Doug Fortner\* 76-77-73 226/+13 T-34th  
 Josh Sandman 77-79-71 227/+14 T-37th

*Usher and Scodro were eliminated on the first hole of a playoff for medalist honors*

## 2011 BIG EAST Championship

Palm Harbor, Fla. – April 17-19, 2011  
 Innisbrook Resort (Copperhead Course) –  
 par 71, 7,125 yards  
 Hosted by South Florida

Teams	Rounds	Final Score
1. Notre Dame	293-290-293	876/+24
2. Louisville	293-297-292	882/+30
3. Villanova	301-293-295	889/+37
T4. Georgetown	300-308-287	895/+43
South Florida	302-300-293	895/+43
6. Cincinnati	301-303-294	898/+46
T7. DePaul	309-294-301	904/+52
Marquette	304-303-297	904/+52
9. Seton Hall	300-304-302	906/+54
10. Connecticut	305-300-305	910/+58
11. St. John's	306-299-306	911/+59
12. Rutgers	306-316-315	937/+85

### Notre Dame Lineup

	Rounds	Final Score	Place
Max Scodro*	70-73-69	212/-1	1st
Niall Platt*	72-71-75	218/+5	T-6th
Paul McNamara	75-73-74	222/+9	T-10th
Chris Walker*	76-75-75	226/+13	T-27th
Connor Alan Lee	76-73-80	229/+16	T-34th

## 2012 BIG EAST Championship

Orlando, Fla. – April 29- May 1, 2012  
 Reunion Resort (Watson Course) –  
 par 72, 7,089 yards  
 Hosted by South Florida

Teams	Rounds	Final Score
1. Notre Dame	284-286-282	852/-12
2. Louisville	285-292-291	868/+4
3. Villanova	293-292-285	870/+6
4. St. John's	294-290-292	876/+12
5. Georgetown	294-297-292	883/+19
6. Connecticut	295-296-294	885/+21
7. Seton Hall	295-300-292	887/+23
8. Marquette	299-301-298	898/+34
9. South Florida	297-308-297	902/+38
10. DePaul	303-302-301	906/+42
11. Rutgers	312-306-304	922/+58
12. Cincinnati	313-305-309	927/+63

### Notre Dame Lineup

	Rounds	Final Score	Place
Max Scodro*	69-68-73	210/-6	1st
Chris Walker*	72-72-68	212/-4	T-3rd

Paul McNamara\* 68-72-73 213/-3 5th  
 Niall Platt\* 75-74-68 217/+1 T-10th  
 Tom Usher 79-74-73 226/+10 T-35th

## 2013 BIG EAST Championship

Orlando, Fla. – April 28-30, 2013  
 Reunion Resort (Watson Course) –  
 par 72, 6,957 yards  
 Hosted by South Florida

Teams	Rounds	Final Score
1. South Florida	290-287-281	858 (-6)
2. St. John's	298-283-281	862 (-2)
3. Notre Dame	288-296-280	864 (E)
4. Louisville	297-282-287	866 (+2)
5. Connecticut	294-295-291	880 (+16)
6. DePaul	297-295-291	883 (+19)
7. Marquette	292-305-294	891 (+27)
8. Villanova	297-303-294	894 (+30)
9. Cincinnati	298-299-298	895 (+31)
10. Rutgers	300-300-297	897 (+33)
11. Georgetown	299-296-308	903 (+39)
12. Seton Hall	313-310-305	928 (+64)

### Notre Dame Lineup

	Rounds	Final Score	Place
Cory Scupider*	72-72-67	211 (-5)	3rd
Niall Platt*	71-74-69	214 (-2)	5th
Zach Toste	75-76-71	222 (+6)	T-25
Paul McNamara	70-74-78	222 (+6)	T-25
Andrew Lane	83-81-73	237 (+21)	55th

\* - represents players named as all-BIG EAST selections

## 2014 ACC Championship

New London, N.C. – April 25-27, 2014  
 Old North State Club –  
 par 72, 7,102 yards  
 Hosted by ACC

Teams	Rounds	Final Score
1. Georgia Tech	288-278-273	839/-25
2. Florida State	284-284-277	845/-19
3. Clemson	289-281-281	851/-13
4. Virginia Tech	298-284-275	857/-7
5. Virginia	294-292-276	862/-2
6. Wake Forest	290-283-291	864/E
7. Notre Dame	294-287-291	872/+8
8. North Carolina	291-295-290	876/+12
9. N.C. State	293-296-293	882/+18
10. Duke	293-301-290	884/+20
11. Maryland	299-294-292	895/+21
12. Boston College	291-300-296	887/+23

### Notre Dame Lineup

	Rounds	Final Score	Place
Patrick Grahek	75-71-67	213	T-9th
Niall Platt*	72-72-73	217	T-23th
Matthew Rushton	76-70-76	222	T-35th
Cory Scupider	76-74-75	225	T-47th
Andrew Lane	71-78-78	227	T-56th

## 2015 ACC Championship

New London, N.C. – April 24-26, 2015  
 Old North State Club –  
 par 72, 7,102 yards  
 Hosted by ACC

Teams	Rounds	Final Score
1. Georgia Tech	284-279-282	845/-19
2. Clemson	281-283-281	845/-19
3. Florida State	282-282-282	846/-18
4. Virginia	283-281-289	853/-11
5. North Carolina	293-282-279	854/-10
6. Virginia Tech	284-281-291	856/-8
7. Louisville	290-288-288	866/+2
8. Wake Forest	299-285-285	869/+5
9. N.C. State	303-289-292	884/+20
10. Duke	297-299-290	886/+22
11. Notre Dame	303-305-303	911/+47
12. Boston College	303-311-299	911/+49

### Notre Dame Lineup

	Rounds	Final Score	Place
Blake Barens	77-76-74	227	T-43rd
Matthew Rushton	75-76-77	228	T-46th
Cory Scupider	75-75-78	228	T-46th
Tyler Wingo	76-78-76	230	T-52nd
Thomas Steve	79-81-76	236	58th

## 2016 ACC Championship

New London, N.C. – April 22-24, 2016  
 Old North State Club –  
 par 72, 7,102 yards  
 Hosted by ACC

Teams	Rounds	Final Score
1. Clemson	273-284-282	839/-25
2. Wake Forest	277-288-285	850/-14
3. Florida State	287-284-288	859/-5
4. Georgia Tech	287-288-289	864/E
5. Duke	287-289-289	865/+1
6. Louisville	287-293-286	866/+2
7. N.C. State	290-287-292	869/+5
8. North Carolina	295-293-282	870/+6
9. Virginia	287-288-295	870/+6
10. Notre Dame	299-300-286	883/+19
11. Virginia Tech	304-300-286	890/+26
12. Boston College	305-298-298	901/+37

### Notre Dame Lineup

	Rounds	Final Score	Place
Matthew Rushton	73-71-72	216	T-16th
Ben Albin	73-69-79	218	T-25th
Blake Barens	73-81-72	226	45th
Miguel Delgado	84-75-73	232	T-54th
Liam Cox	80-77-75	232	T-54th

\* - represents player named as all-ACC selection

## TOURNAMENT RECORDS

### Top Team 54-Hole Scores

1.	2006	842/-22	BIG EAST
2.	2012	852/-12	BIG EAST
3.	2007	856/-8	BIG EAST
4.	2013	864/ E	BIG EAST
5.	2014	872/+8	ACC
6.	2009	873/+9	BIG EAST
7.	2010	874/+22	BIG EAST
8.	2004	876/+36	BIG EAST
	2011	876/+24	BIG EAST
10.	2002	882/+30	BIG EAST

### Top Team 36-Hole Scores

1.	1995	593/+25
2.	1996	594/+26
	2000	594/+26
4.	1997	595/+19
5.	1998	617/+49

### Lowest Team Rounds (By Stroke)

Year	Round	Score (Par)
1.	2006	Third 272 (-16)
2.	2007	Third 278 (-10)
3.	2013	Third 280 (-8)
4.	2006	First 281 (-7)
5.	2012	Third 282 (-6)
6.	2012	First 284 (-4)
7.	2009	Third 286 (-2)
	2012	Second 286 (-2)
	2010	Third 286 (+2)
10.	2007	Second 287 (-1)
	2014	Second 287 (-1)
11.	2013	First 288 (E)
12.	1996	First 289 (+5)
	2002	Second 289 (+5)
	2006	Second 289 (+1)
	2010	Second 289 (+5)

### Lowest Team Rounds (By Par)

Year	Round	Par (Score)
1.	2006	Third -16 (272)
2.	2007	Third -10 (278)
3.	2013	Third -8 (280)
3.	2006	First -7 (281)
4.	2012	Third -6 (282)
5.	2012	First -4 (284)
6.	2012	Second -2 (286)
	2009	Third -2 (286)
8.	2007	Second -1 (287)
	2014	Second -1 (287)
9.	2013	First E (280)
9.	2006	Second +1 (289)

### Top Individual 54-Hole Scores

Player	Year	Score	Place
1. Max Scodro	2012	210	1st
Doug Fortner	2009	210	T-2nd
3. Cory Sciuipider	2013	211	3rd
4. Chris Walker	2012	212	T-3rd
Max Scodro	2011	212	1st
Mark Baldwin	2006	212	T-5th
7. Paul McNamara	2012	213	5th
Adam Gifford	2007	213	T-5th
Cole Isban	2007	213	T-5th
Max Scodro	2009	213	T-7th
Scott Gustafson	2006	213	T-8th
Cole Isban	2006	213	T-8th
Patrick Grahek	2014	213	T-9th

### Top Individual 36-Hole Scores

Player	Year	Score	Place
1. Todd Vernon	1997	141	1st
2. Bill Moore	1995	143	1st
3. Brad Hardin	1996	144	2nd
4. Alex Kent	2000	145	T-5th
5. Steve Ratay	2000	147	T-9th
6. Willie Kent	1998	148	2nd
Brad Stanis	1997	148	3rd
8. Brian Donohoe	1995	149	T-4th
Bryan Weeks	1995	149	T-4th
Todd Vernon	2000	149	T-20th

### Lowest Rounds (By Stroke)

Player	Year	Round	Score (Par)
1. Doug Fortner	2009	3rd	66 (-6)
Mark Baldwin	2006	3rd	66 (-6)
3. Patrick Grahek	2014	3rd	67 (-5)
Cory Sciuipider	2013	3rd	67 (-5)
Scott Gustafson	2006	3rd	67 (-5)
6. Max Scodro	2012	2nd	68 (-4)
Chris Walker	2012	3rd	68 (-4)
Paul McNamara	2012	1st	68 (-4)
Niall Platt	2012	3rd	68 (-4)
Cole Isban	2007	2nd	68 (-4)
Tommy Balderston	2006	3rd	68 (-4)
Josh Sandman	2007	3rd	68 (-4)

### Lowest Rounds (By Par)

Player	Year	Round	Par (Score)
1. Doug Fortner	2009	3rd	-6 (66)
Mark Baldwin	2006	3rd	-6 (66)
3. Patrick Grahek	2014	3rd	-5 (67)
Cory Sciuipider	2013	3rd	-5 (67)
Scott Gustafson	2006	3rd	-5 (67)
4. Max Scodro	2012	2nd	-4 (68)
Chris Walker	2012	3rd	-4 (68)
Paul McNamara	2012	1st	-4 (68)
Niall Platt	2012	3rd	-4 (68)

Josh Sandman	2007	3rd	-4 (68)
Cole Isban	2007	2nd	-4 (68)
Tommy Balderston	2006	3rd	-4 (68)

## CONFERENCE AWARDS:

### BIG EAST Coach of the Year

2011	Jim Kubinski
2012	Jim Kubinski

### BIG EAST Player of the Year

2011	Max Scodro
2012	Max Scodro

### BIG EAST Freshman of the Year

2011	Niall Platt
------	-------------

*NOTE: The BIG EAST first named Coach, Player and Freshman of the Year in 2009.*

### All-BIG EAST Conference

1999	Willie Kent, Kyle Monfort
2000	Alex Kent
2001	Steve Ratay
2002	Ryan Marshall, Steve Ratay
2003	Tommy Balderston, Mark Baldwin, Scott Gustafson, Brandon Lunke
2004	Tommy Balderston, Eric Deutsch, Cole Isban
2005	Mark Baldwin, Eric Deutsch, Cole Isban
2006	Mark Baldwin
2007	Adam Gifford, Cole Isban, Josh Sandman
2008	Doug Fortner, Josh Sandman
2009**	Doug Fortner, Max Scodro
2010	Doug Fortner, Max Scodro, Tom Usher
2011	Niall Platt, Max Scodro, Chris Walker
2012	Max Scodro, Chris Walker, Paul McNamara, Niall Platt
2013	Niall Platt, Cory Sciuipider

*NOTE: The BIG EAST first named an all-conference team in '99.*

*\*\* Marks the first year coaches voted on team*

### All-Atlantic Coast Conference (ACC)

2014	Niall Platt
------	-------------

# YEAR-BY-YEAR RESULTS

1929-30

**Coach: Rev. George Holderith, C.S.C.**

**Captain: Larry Moller**

Event	Finish
vs. Coquillard CC	W, 14-7
vs. Loyola	W, 18-3
vs. Detroit	W, 22.5-4.5
vs. Detroit	W, 23-1
vs. Culver Military	W, 9-3
Indiana Intercollegiate (Greencastle, Ind.)	647, 1st
<b>Top Finisher:</b> Bill Redmond, 158 (1st)	
National Collegiate Championship (Oakmont CC) (Pittsburgh, Pa.)	767, 4th
<b>Top Finisher:</b> Larry Moller (2nd)	

1930-31

**National Collegiate Championship**

**Third-Place Finisher**

**Coach: Rev. George Holderith, C.S.C.**

**Captain: Francis Beaupre**

Event	Finish
vs. Valparaiso	W, 17-1
vs. Michigan State	W, 17.5-0.5
vs. Detroit	W, 15-6
vs. Loyola	W, 18-0
vs. Iowa	W, 11.5-6.5
vs. Michigan State	W, 12.5-3.5
vs. Pittsburgh	W, 14.5-3.5
vs. Detroit	W, 13.5-4.5
Indiana Intercollegiate (Greencastle, Ind.)	616, 1st
<b>Top Finisher:</b> Larry Moller, 305 (1st)	
National Collegiate Championship (Olympia Fields CC) (Chicago, Ill.)	627, 3rd
<b>Top Finisher:</b> Bill Redmond (3rd)	

1931-32

**Coach: Rev. George Holderith, C.S.C.**

**Captain: William Redmond**

Event	Finish
vs. Valparaiso	W, 17.5-0.5
vs. Loyola	W, 16.5-1.5
vs. Detroit	W, 10.5-7.5
vs. Michigan State	W, 13-5
vs. Purdue	L, 8-10
vs. Iowa	W, 14.5-3.5
vs. Pittsburgh	L, 2-4
Indiana Intercollegiate (Greencastle, Ind.)	632, 4th
<b>Top Finisher:</b> Bill Redmond, 148 (1st)	

1932-33

**National Collegiate Championship**

**Third-Place Finisher**

**Coach: Rev. George Holderith, C.S.C.**

**Captain: John Montedonico**

Event	Finish
vs. Loyola	W, 15.5-2.5
vs. Purdue	W, 15-3
vs. Michigan State	W, 17-1
vs. Northwestern	W, 11.5-6.5

vs. Illinois	W, 13.5-4.5
vs. Chicago	W, 17.5-0.5
Indiana Intercollegiate (Terre Haute, Ind.)	626, 1st
<b>Top Finisher:</b> William Cole, 152 (1st)	
National Collegiate Championship (Buffalo CC) (Buffalo, N.Y.)	624, 3rd
<b>Top Finisher:</b> Johnny Banks (F-1st)	

1933-34

**Coach: Rev. George Holderith, C.S.C.**

**Captain: Vincent Fehling**

Event	Finish
vs. Detroit	W, 24-4
vs. Purdue	W, 15.5-2.5
vs. Chicago	W, 15-3
vs. Wisconsin	W, 15.5-2.5
vs. Northwestern	W, 15-3
vs. Illinois	W, 13-8
vs. Indiana	W, 16.5-1.5
Indiana Intercollegiate (Notre Dame, Ind.)	1231, 1st
<b>Top Finisher:</b> Johnny Banks, 293 (1st)	
National Collegiate Championship (Cleveland CC) (Cleveland, Ohio)	623, 4th
<b>Top Finishers:</b> Banks/Day (quarterfinals)	

1934-35

**Coach: Rev. George Holderith, C.S.C.**

**Captain: Johnny Banks**

Event	Finish
vs. St. Victor	W, 18-0
vs. Purdue	W, 11.5-6.5
vs. Wayne State	W, 17.5-4.0
vs. Detroit	W, 14-4
vs. Detroit	W, 15-3
vs. Chicago	W, 16.5-1.5
vs. Wisconsin	W, 10.5-7.5
vs. Northwestern	L, 9.5-11.5
vs. Michigan State	W, 7.5-4.5
vs. Pittsburgh	W, 12.5-5.5
Indiana Intercollegiate (Notre Dame, Ind.)	1,282, 1st
<b>Top Finisher:</b> Winfield Day, 302 (1st)	
National Collegiate Championship (Congressional CC) (Washington D.C.)	642, 7th
<b>Top Finishers:</b> Banks/Day (2nd round)	

1935-36

**Coach: Rev. George Holderith, C.S.C.**

**Captain: Winfield Day**

Event	Finish
vs. Washington (Mo.)	W, 11.5-6.5
vs. Chicago	W, 14.5-3.5
vs. Illinois	W, 17-10
vs. Northwestern	W, 13.5-7.5
vs. LSU	L, 8.5-9.5
vs. Purdue	W, 14-4
vs. Wisconsin	W, 12-9
vs. Ohio State	W, 10.5-7.5
vs. Michigan State	W, 8.5-3.5
vs. Pittsburgh	W, 8-1

Indiana Intercollegiate (Indianapolis, Ind.)	1289, 1st
<b>Top Finisher:</b> Winfield Day, 304 (1st)	
National Collegiate Championship (North Shore CC) (Chicago, Ill.)	630, 3rd
<b>Top Finisher:</b> Pat Malloy (2nd round)	

1936-37

**NCAA Runner-Up**

**Coach: Rev. George Holderith, C.S.C.**

**Captain: Louis Fehling**

Event	Finish
vs. Washington (Mo.)	T, 9-9
vs. Purdue	L, 5-13
vs. Chicago	W, 17-1
vs. Ohio State	W, 14-7
vs. Minnesota	W, 20-7
vs. Wisconsin	W, 19.5-7.5
vs. Detroit	W, 22.5-4.5
vs. Northwestern	W, 12.5-8.5
vs. Wisconsin	L, 13-14
vs. Michigan State	W, 14-4
vs. Illinois	T, 13.5-13.5
Indiana Intercollegiate (Notre Dame, Ind.)	1,218, 1st
<b>Top Finisher:</b> Tom Sheehan, 299 (1st)	
NCAA Championship (Oakmont CC) (Pittsburgh, Pa.)	649, 2nd
<b>Top Finishers:</b> Donovan/Sheehan (2nd round)	

1937-38

**Coach: Rev. George Holderith, C.S.C.**

**Captain: Thomas Sheehan**

Event	Finish
vs. Detroit	L, 11-16
vs. Chicago	W, 18.5-8.5
vs. Ohio State	W, 14.5-12.5
vs. Purdue	W, 9.5-8.5
vs. Wisconsin	W, 19.5-7.5
vs. Northwestern	W, 12.5-11.5
vs. Minnesota	L, 3.5-14.5
vs. Michigan	L, 9.5-17.5
vs. Michigan State	L, 7-11
Indiana Intercollegiate (West Lafayette, Ind.)	610, 1st
<b>Top Finisher:</b> Edward McCabe (1st)	
NCAA Championship (Louisville CC) (Louisville, Ky.)	620, 6th
<b>Top Finisher:</b> Phil Donohue (2nd round)	

1938-39

**Coach: Rev. George Holderith, C.S.C.**

**Captain: Thomas Sheehan**

Event	Finish
vs. Illinois	W, 20.5-6.5
vs. Marquette	W, 18-6
vs. Chicago	W, 19.5-7.5
vs. Purdue	L, 13-14
vs. Michigan	W, 17.5-9.5
vs. Wisconsin	W, 17.5-9.5
vs. Northwestern	L, 11.5-12.5
vs. Minnesota	W, 14-10

Indiana Intercollegiate (Notre Dame, Ind.)	606, 1st
<b>Top Finisher:</b> Tom Sheehan (2nd)	
NCAA Championship (Wakonda GC) (Des Moines, Iowa)	633, 10th
<b>Top Finisher:</b> Tom Sheehan (2nd round)	

### 1939-40

**Coach:** Rev. George Holderith, C.S.C.  
**Captain:** Walter Hagen, Jr.

Event	Finish
vs. Purdue	W, 29-7
vs. Michigan	L, 8.5-16.5
vs. Illinois	L, 11-16
vs. Marquette	W, 13-5
vs. Northwestern	L, 10.5-16.5
vs. Minnesota	W, 17-10
vs. Michigan State	W, 10.5-7.5
vs. Wayne State	W, 14-4
vs. Detroit	W, 10.5-7.5

Indiana Intercollegiate (Richmond, Ind.)	617, 1st
<b>Top Finisher:</b> Walter Hagen, Jr. 148 (1st)	
NCAA Championship (Evanok CC) (Manchester, Vt.)	644, 15th
<b>Top Finisher:</b> Phil Donahue (quarterfinals)	

### 1940-41

**Coach:** Rev. George Holderith, C.S.C.  
**Captain:** Samuel Nield

Event	Finish
vs. Purdue	W, 19.5-7.5
vs. Illinois	W, 12-15
vs. Wisconsin	L, 12-15
vs. Michigan	W, 14-13/279
vs. Michigan State	W, 16.5-10.5
vs. Minnesota	W, 18.5-8.5
vs. Northwestern	L, 11-16
vs. Detroit	W, 23.5-1.5

Indiana Intercollegiate (Lafayette, Ind.)	623, 2nd
<b>Top Finisher:</b> Gene Fehlig 152 (2nd)	
NCAA Championship (Ohio State GC) (Columbus, Ohio)	617, 8th
<b>Top Finisher:</b> John Conry (2nd round)	

### 1941-42

**Coach:** Rev. George Holderith, C.S.C.  
**Captain:** William Wilson

Event	Finish
vs. Loyola	W, 27-0
vs. Purdue	W, 19.5-7.5
at Detroit	W, 15.5-2.5
at Illinois	W, 15-12
vs. Minnesota	W, 14-13
vs. Chanute AF Base	W, 21.5-5.5
at Wisconsin	W, 17.5-9.5
at Michigan State	W, 15-12
vs. ND Navy Training School	W, 18.5-8.5
vs. Northwestern	T, 12-12
vs. LSU	W, 10-8
at Red Cross (Mich.)	W, 2.5-1.5

NCAA Championship (South Bend CC) (South Bend, Ind.)	612, 8th
<b>Top Finisher:</b> William Wilson (2nd round)	

### 1942-43

**Coach:** Rev. George Holderith, C.S.C.  
**Captain:** Eugene Fehlig

Event	Finish
vs. Michigan	L, 7-17
vs. Michigan State	W, 8-7
vs. Northwestern	W, 14.5-9.5
vs. Michigan State	W, 18-3
vs. Detroit	W, 18-0
NCAA Championship (Olympia Fields CC) (Chicago, Ill.)	656, 7th
<b>Top Finisher:</b> James Besenfelder (3rd round)	

### 1943-44

**NCAA CHAMPION**  
**Coach:** Rev. George Holderith, C.S.C.  
**Captain:** Mel Wilkie

Event	Finish
vs. Purdue	L, 8.5-9.5
vs. Northwestern	W, 19.5-7.5
vs. Michigan	W, 17.5-9.5
vs. Detroit	W, 18-0
vs. Minnesota	W, 20-7
vs. Lawrence College	W, 13-5
vs. ND Navy Training School	W, 11.5-6.5
vs. Illinois Tech	W, 15-0
NCAA Championship (Inverness CC) (Toledo, Ohio)	311, 1st
<b>Top Finishers:</b> Fitzpatrick/Hanlon (quarterfinals)	

### 1944-45

**Coach:** Rev. George Holderith, C.S.C.  
**Captain:** James Besenfelder

Event	Finish
at Culver Military Academy	W, 15-12
vs. Detroit	W, 10.5-7.5
at Northwestern	L, 5-25
vs. Minnesota (@NW)	L, 6-24
vs. Wisconsin	W, 18.5-8.5
vs. Purdue	W, 17.5-6.5
at Michigan	L, 5-19
vs. Wayne State	W, 15.5-2.5
vs. Culver Military Academy	W, 14-4
at Baer Flying Field	W, 23-4
vs. Baer Flying Field	W, 25-11
NCAA Championship (Ohio State GC) (Columbus, Ohio)	633, 4th
<b>Top Finishers:</b> Kennedy/Whiting (2nd round)	

### 1945-46

**Coach:** Rev. George Holderith, C.S.C.  
**Captain:** Thomas Kennedy

Event	Finish
vs. Marquette	W, 20-7
vs. Ohio Northern	W, 25-2
at Wisconsin	T, 13.5-13.5
at Purdue	W, 15-12
vs. Michigan	W, 19-8

vs. Northwestern	L, 13-14
at Michigan State	W, 10-8
at Wayne State	W, 10-8
at Detroit	W, 22-5

NCAA Championship (Springdale GC) (Princeton, N.J.)	621, 6th
--	----------

**Top Finisher:** Dick Whiting (semifinals)

### 1946-47

**Coach:** Rev. George Holderith, C.S.C.  
**Captain:** Ev Schleck

Event	Finish
at Kentucky	T, 18-18
at Louisville	W, 27-9
vs. Wisconsin	W, 20-7
vs. Purdue	L, 16-20
vs. Michigan State	W, 20.5-6.5
at Michigan	L, 6-21
at Northwestern	L, 10.5-16.5
at Marquette	W, 18.5-8.5
vs. Detroit	W, 31-5
at Minnesota	L, 9-18
NCAA Championship (Michigan GC) (Ann Arbor, Mich.)	635, 12th

### 1947-48

**Coach:** Rev. George Holderith, C.S.C.  
**Captain:** Richard Seidel

Event	Finish
vs. Kentucky	W, 18-9
at Purdue	L, 12.5-14.5
at Wisconsin	L, 11.5-15.5
at Detroit	W, 22-5
vs. Minnesota	L, 9.5-17.5
vs. Northwestern	W, 14-13
vs. Louisville	W, 21-6
vs. Michigan	L, 13-17
at Michigan State	W, 19.5-10.5
Indiana Intercollegiate (Notre Dame, Ind.)	616, 1st
<b>Top Finisher:</b> Jack Fitzpatrick 146 (1st)	

### 1948-49

**Coach:** Rev. George Holderith, C.S.C.  
**Captain:** George Stuhr

Event	Finish
at Washington (Mo.)	W, 20-7
vs. Wisconsin	W, 17.5-9.5
vs. Purdue	W, 17-10
at Indiana	L, 12.5-14.5
at Northwestern	L, 11.5-15.5
vs. St. Ambrose	W, 41-4
vs. Michigan State	W, 22-5
at Minnesota	L, 11.5-15.5
vs. Detroit	W, 19.5-7.5
Indiana Intercollegiate (Lafayette, Ind.)	609, 2nd
NCAA Championship (Veenecker GC) (Ames, Iowa)	NA
<b>Top Finisher:</b> Tom Veech (semifinals)	

# 19 YEAR-BY-YEAR RESULTS

1949-50

**Coach: Rev. George Holderith, C.S.C.**  
**Captain: Paul Hudak**

Event	Finish
at Iowa	L, 13-17
vs. North Texas	L, 9-18
vs. Indiana	W, 14.5-12.5
at Purdue	L, 3-24
vs. Loyola	W, 23-4
vs. Northwestern	W, 18.5-8.5
at Wisconsin	W, 15-12
vs. Minnesota	W, 14-13
at Detroit	T, 13.5-13.5
vs. Washington (Mo.)	W, 16.5-4.5
at Michigan State	W, 16-11

1950-51

**NCAA Third-Place Finisher**  
**Coach: Rev. George Holderith, C.S.C.**  
**Captain: Tom Veech**

Event	Finish
at Kentucky	L, 8-10
at Indiana	L, 12-15
vs. Purdue	T, 13.5-13.5
vs. Detroit	W, 25-2
at Loyola	W, 21-9
at Northwestern	L, 13-17
vs. Wisconsin	W, 18-9
at Minnesota	T, 13.5-13.5
vs. Michigan State	L, 12-15
NCAA Championship (Ohio State GC) (Columbus, Ohio)	604, 3rd
<b>Top Finisher: Tom Matey (semifinals)</b>	

1951-52

**Coach: Rev. George Holderith, C.S.C.**  
**Captain: William Fisher**

Event	Finish
vs. Indiana	W, 18.5-8.5
at Purdue	L, 17-19
vs. Wisconsin	W, 20.5-15.5
vs. Louisville	T, 9-9
at Wisconsin	L, 12.5-14.5
vs. Valparaiso (@LaPorte)	W, 8.5-3.5
vs. Loyola (@LaPorte)	W, 12-0
vs. Bradley	W, 16.5-10.5
vs. Northwestern	L, 9.5-17.5
vs. Iowa	W, 28.5-4.5
at Michigan State	W, 16.5-13.5
at Detroit	W, 19-8
NCAA Championship (Purdue GC) (Lafayette, Ind.)	631, 16th

1952-53

**Coach: Rev. George Holderith, C.S.C.**  
**Captain: Tom Matey**

Event	Finish
vs. Detroit	W, 18-12
at Louisville	W, 11-1
vs. Kentucky (@Louisville)	T, 6-6
vs. Valparaiso	W, 10-8
vs. Bradley	W, 16.5-13.5

at Michigan State	L, 13-14
at Indiana	W, 16.5-13.5
vs. Wisconsin	W, 15.5-11.5
vs. Purdue	W, 14-13
at Iowa	W, 21-12
at Northwestern	T, 13.5-13.5
NCAA Championship (Broadmoor CC) (Colorado Springs, Colo.)	591, 7th
<b>Top Finisher: Tom Matey (2nd round)</b>	

1953-54

**Coach: Rev. George Holderith, C.S.C.**  
**Captain: James Terry**

Event	Finish		
vs. Western Illinois	W, 16.5-13.5		
vs. Bradley	L, 10-17		
vs. Valparaiso (@LaPorte)	W, 17-1		
at Michigan State	L, 11.5-15.5		
vs. Louisville	W, 12-6		
at Wisconsin	W, 14.5-12.5		
vs. Northwestern	L, 11.5-15.5		
at Detroit	L, 13-14		
at Purdue	L, 13-23		
vs. Indiana (@Purdue)	W, 19-17		
Indiana Intercollegiate (Lafayette, Ind.)	675, 3rd		
Player	Rds	Avg	Pts
John Foley	15	76	26.50
Alfred Gschwind	13	76	24.00
Robert Filipiak	11	77	24.00
James Terry	15	74	21.00
Paul Minnich	15	77	19.75
Robert Gerst	10	76	16.75
Jim Kintz	3	78	4.00
Matt Leo	5	77	2.00

1954-55

**Coach: Rev. George Holderith, C.S.C.**  
**Captains: Robert Filipiak, John Foley**

Event	Finish	
at Louisville	W, 15.5-11.5	
at Bradley	L, 7.5-19.5	
vs. W. Illinois (@Bradley)	W, 14-4	
vs. Glenview Naval AS	W, 16-11	
at Northwestern	L, 12-15	
vs. Purdue	L, 11-25	
vs. Indiana	W, 19-17	
vs. Michigan State	L, 15.5-20.5	
vs. Detroit	L, 10-17	
vs. Iowa	W, 16-11	
Indiana Intercollegiate (Lafayette, Ind.)	765, 2nd	
Player	Stroke Avg.	Pts
Robert Filipiak	76.00	22.0
John Foley	78.00	22.0
Matt Leo	77.2	20.0
Felix Park	78.1	19.0
Joe Mulflur	77.2	18.5
Charles Gordon	78.0	15.5
Bill McGuire	79.2	10.0
Sam Merra	81.1	6.0
Tim Kinsler	76.0	3.5

1955-56

**Coach: Rev. George Holderith, C.S.C.**  
**Captain: Leo Matt**

Event	Finish
at Indiana	W, 20.5-15.5
vs. Purdue (@Indiana)	L, 6.5-29.5
at Glenview Naval AS	W, 27-0
vs. Louisville	W, 16-2
vs. Western Illinois	W, 33.5-8.5
vs. Northwestern	W, 15-12
at Detroit	W, 22.5-4.5
at Iowa	L, 12.5-14.5
vs. Wisconsin	L, 16-20
vs. Purdue	L, 11-25
vs. Detroit	W, 30.5-5.5
vs. Bradley	W, 23-4
at Michigan State	W, 14-13
Indiana Intercollegiate (Bloomington, Ind.)	776, 2nd
NCAA Championship (Ohio State GC) (Columbus, Ohio)	607, 6th (32)
<b>Top Finishers: Thurn/Mulflur (3rd round)</b>	

Player	Strks.	Rds	Avg	Pts
Charles Thurn	1182	16	73.88	45.00
Joe Grace	1170	16	73.13	40.50
Joe Mulflur	915	12	76.25	35.50
Lloyd Syron	919	12	76.58	24.50
Tom Garside	703	9	78.11	24.00
Leo Matt	640	8	80.00	23.25
Leo Linbeck	565	7	80.71	21.25
Joe Leslie	238	3	79.33	13.75
Jim Mrus	---	2	---	7.00
Stan Lorens	---	3	---	6.00
Sam Marra	---	1	---	3.00
William McGuire	---	---	---	1.50
Marty Carroll	---	---	---	1.50
Felix Park	---	---	---	1.25
Charles Gordon	---	1	---	1.00

1956-57

**Coach: Rev. George Holderith, C.S.C.**  
**Captains: Joe Grace, Charles Thurn**

Event	Finish
at Louisville	W, 21.5-5.5
at Bradley	W, 15.5-2.5
vs. W. Illinois (@Bradley)	W, 13.5-4.5
vs. Wabash	W, 31.5-4.5
vs. Tri-State	W, 28.5-1.5
vs. Detroit	W, 27.5-8.5
vs. Iowa	W, 25.5-10.5
vs. Michigan State	W, 20-16
at Northwestern	W, 20.5-15.5
vs. Michigan State (@NW)	W, 19.5-16.5
Iowa (@Northwestern)	W, 20-16
at Wisconsin	L, 16-20
vs. Northwestern (@Wis)	W, 25.5-10.5
at Purdue	L, 10-26
vs. Indiana (@Purdue)	W, 22.5-13.5
Indiana Intercollegiate (Lafayette, Ind.)	782, 2nd
NCAA Championship (Broadmoor GC) (Colorado Springs, Colo.)	632, 14th



Player	Strks.	Rds	Avg	Pts
Tom Garside	917	12	76.41	58.00
Charles Thurn	817	11	74.27	51.75
Jim Mus	950	12	79.16	50.00
Lloyd Syron	837	11	76.09	48.50
Joe Grace	832	11	75.63	45.00
Don Williams	539	7	77.00	31.00
Marty Carroll	385	5	77.00	22.75
Stan Lorens	79	1	79.00	4.50
Joe Leslie	78	1	78.00	4.00
Sam Merra	150	2	75.00	2.00

## 1957-58

**Coach: Rev. George Holderith, C.S.C.**

**Captains: Joe Grace, Charles Thurn**

Event	Finish
Southwestern Intercol.	1235, 13th
vs. Bellarmine	W, 24.5-2.5
at Wabash	W, 25.5-10.5
vs. Bradley (@Wabash)	W, 28.5-7.5
vs. Bellarmine (@Wabash)	W, 28-8
vs. Western Illinois	W, 21-15
vs. Northern Illinois	W, 28-8
at Michigan State	L, 13-23
vs. Detroit (@Michigan St.)	W, 33.5-2.5
vs. Wisconsin	W, 13.75-11.25
vs. Indiana	W, 24-12
at Iowa	L, 17-25
vs. Purdue	L, 15.5-20.5
vs. Indiana	W, 22-14
vs. Tri-State	W, 17.5-0.5
vs. Northwestern	W, 14-13
Indiana Intercollegiate (Notre Dame, Ind.)	740, 2nd

**Top Finisher: Joe Grace 141 (T-1st)**

NCAA Championship (Taconic Club)  
(Williamstown, Mass.) 623, 12th

Player	Strks.	Rds	Avg	Pts
Frank Hund	904	12	75.33	47.00
Lloyd Syron	821	11	74.64	39.25
Marty Carroll	601	8	75.13	34.00
Charles Thurn	755	10	75.50	32.75
Joe Grace	757	10	75.70	31.00
Terry Lally	593	8	74.13	29.75
Christie Flanagan	619	8	77.38	28.00
Gerald Webster	381	5	76.20	25.00
Thomas Rose	386	5	77.20	19.25
Tom Garside	535	7	76.43	17.75
Clark Zesinger	378	5	75.60	14.25
Richard Manns	76	1	76.00	3.00
Thomas Adamson	76	1	76.00	2.75
Don Williams	77	1	77.00	2.00

## 1958-59

**Coach: Rev. George Holderith, C.S.C.**

**Captain: Gerald Webster**

Event	Finish
vs. Bellarmine (@Louisville)	W, 11.5-6.5
vs. Kentucky (@Louisville)	W, 13-5
vs. Centre (@Louisville)	W, 14-4
vs. Detroit	W, 19-17
vs. Northern Illinois	W, 21.5-14.5
at Northwestern	W, 21-15

vs. Michigan State (@NW)	L, 16-20
vs. Wisconsin (@NW)	L, 17-19
vs. Iowa	W, 22-14
vs. Michigan State	L, 15-39
vs. Western Illinois	W, 19-17
vs. Tri-State	W, 30-6
at Wisconsin	W, 21.5-14.5
vs. Iowa (@Wisconsin)	W, 20.5-15.5
vs. Minnesota (@Wisconsin)	W, 23.5-12.5
at Indiana	L, 10.5-25.5
vs. Purdue (@Indiana)	L, 14-22
Indiana Intercollegiate (Bloomington, Ind.)	783, 3rd

Player	Strks.	Rds	Avg	Pts
Frank Hund	1302	17	76.59	46.00
Terry Lally	1328	17	78.12	44.50
Christie Flanagan	1321	17	77.71	40.50
Ray Patak	1009	13	77.62	40.00
Dennis Nead	932	12	77.67	27.00
Bud Zesinger	946	12	78.83	27.00
Tom Rose	713	9	79.22	23.00
Gerald Webster	555	7	79.29	19.50
James Stahl	771	10	77.10	15.50
James Kennedy	544	7	77.71	12.50
Richard Manns	152	2	76.00	5.00
Phillip Schuster	154	2	77.00	5.00
Brian Foley	165	2	82.50	2.50

## 1959-60

**Coach: Rev. George Holderith, C.S.C.**

**Captain: Terry Lally**

Event	Finish
at Northern Illinois	W, 19.5-16.5
vs. Bowling Green	W, 10.5-7.5
vs. DePaul	W, 18-0
at Iowa	L, 13-23
vs. W. Illinois (@Iowa)	W, 24-12
Bellarmine	W, 32.5-3.5
Northwestern	W, 22.5-13.5
Hillsdale	W, 27-9
vs. Indiana (@Purdue)	W, 24-12
at Purdue	W, 20-16
at Michigan State	L, 17.5-18.5
vs. Tri-State	W, 14-4
vs. W. Michigan (@Detroit)	L, 7-11
at Detroit	W, 10.5-7.5
Indiana Intercollegiate (Lafayette, Ind.)	762, 1st
NCAA Championship (Broadmoor GC) (Colorado Springs, Colo.)	620, 11th

Player	Strks.	Rds	Avg	Pts
Tom Grace	898	12	74.83	64.0
Christie Flanagan	906	12	75.50	60.5
Terry Lally	987	13	75.92	45.0
Frank Hund	850	11	77.27	39.0
Ray Patak	691	9	76.78	38.0
Ed Schnurr	387	5	77.40	22.0
Bud Zesinger	398	5	79.60	22.0
Phil Schuster	318	4	79.50	22.0
Bruce Odlaug	309	4	77.25	21.0
Al Highducheck	328	4	82.00	14.5
Jim Kenny	235	3	78.33	13.0

Bob Skrycki	155	2	77.50	13.0
George Mack	236	3	78.67	10.5
Craig Vollhaber	74	1	74.00	4.5
John Palumbo	77	1	77.00	4.0
Tom Rose	80	1	80.00	2.5

## 1960-61

**Coach: Rev. George Holderith, C.S.C.**

**Captain: Ray Patak**

Event	Finish (field)
vs. Western Illinois	W, 21-15
vs. Iowa	T, 18-18
vs. Michigan State (@Wis.)	L, 16.5-19.5
vs. Northwestern	W, 21-15
at Wisconsin	W, 19.5-16.5
vs. Bowling Green	W, 13-5
vs. Southern Illinois	L, 20-22
vs. Purdue	W, 18.5-17.5
vs. Indiana	W, 20.5-15.5
vs. Hillsdale	W, 13.4-4.5
vs. Western Michigan	W, 15-3
at Michigan State	L, 9-27
vs. Northern Illinois	W, 31-5
vs. Detroit	W, 31.5-4.5
Indiana Intercollegiate (Notre Dame, Ind.)	736, 2nd (4)

**Top Finisher: Tom Grace, 143 (2nd)**

NCAA Championship (Purdue GC)  
(Lafayette, Ind.) 611, 14th (29)

**Top Finisher: Tom Grace (3rd round)**

Player	Strks.	Rds	Avg	Pts
Bob Ferrell	910	12	75.83	54.0
Ray Patak	982	13	75.54	44.0
Tom Grace	960	13	73.85	43.0
Bruce Odlaug	780	10	78.00	39.0
Jim Stahl	851	11	77.36	36.5
Al Highducheck	475	6	79.16	25.0
Jim Kenny	636	8	79.50	16.5
Jay Strack	320	4	80.00	7.0
Peter Bisconti	148	2	74.00	6.0
Craig Vollhaber	79	1	79.00	0.0

## 1961-62

**Coach: Rev. Clarence Durbin, C.S.C.**

**Captain: Tom Grace**

Event	Finish (field)
vs. Western Michigan	W, 23.5-6.5
Ohio State Invitational	804, 6th (7)
at St. Ambrose	W, 16.5-4.5
at St. Ambrose	W, 14-7
at Iowa	T, 21-21
vs. Indiana (@Iowa)	L, 9-33
vs. Michigan State	L, 14.5-21.5
vs. Southern Illinois	W, 26-16
vs. Tri-State	W, 16.5-1.5
at Purdue	L, 12.5-29.5
vs. Ohio State (@Purdue)	W, 24-12
vs. W. Illinois (@Purdue)	W, 19.5-16.5
at Indiana	L, 11.5-24.5
vs. Purdue (@Indiana)	L, 12.5-22.5
vs. Ball State (@Indiana)	W, 19.5-16.5
vs. Bowling Green	W, 14.5-3.5
vs. Hillsdale	W, 13-5

# 19 YEAR-BY-YEAR RESULTS

at Northwestern	L, 12.5-22.5
vs. Iowa (@Northwestern)	W, 24.5-11.5
vs. Wisconsin (@NW)	L, 13.5-22.5
vs. Detroit	W, 33-3
vs. Aquinas	W, 31-5
Indiana Intercollegiate (Bloomington, Ind.)	775, 3rd
NCAA Championship (Duke GC) (Durham, N.C.)	638, 17th

**Top Finisher:** Tom Grace (155, 3rd round)

Player	Strks	Rds	Avg
Tom Grace	1278	17	75.18
Al Highducheck	1372	18	76.22
Bob Ferrell	1380	18	76.67
Craig Vollhaber	1308	17	76.94
Mike Voss	1317	17	77.47
Terry Kitch	155	2	77.50
Peter Bisconti	1025	13	78.85
Bill Busemeyer	158	2	79.00
Ken Nelsen	79	1	79.00
Dick Adamson	480	6	80.00
Skip Vaughn	650	8	81.25

## 1962-63

**Coach:** Rev. Clarence Durbin, C.S.C.

**Captains:** Bob Ferrel, Mike Voss

Event	Finish (field)
at Louisville	W, 12.5-8.5
vs. Bellarmine (@Louisville)	W, 11.5-6.5
vs. Transylvania (@Louisville)	W, 16.5-1.5
Midwestern Invitational	777, 3rd (10)
vs. Aquinas (@CMU)	L, 11-25
at Central Michigan	W, 27-7
at Michigan State	L, 15.5-20.5
vs. Ohio State (@Mich. St.)	L, 12.5-23.5
vs. No. Illinois (@MSU)	L, 15-19
vs. Northwestern	W, 29.5-6.5
vs. Ball State	W, 24.5-11.5
vs. Bellarmine	W, 32.5-3.5
vs. Indiana (@Purdue)	W, 20-16
at Purdue	W, 21-15
vs. Ball State	W, 24.5-11.5
vs. Iowa	L, 14.5-21.5
vs. Western Illinois	L, 14-22
vs. Northern Illinois	L, 17-19
vs. Southern Illinois	L, 10-32
vs. Aquinas College	W, 27.5-8.5
vs. Western Michigan	W, 17-14
Indiana Intercollegiate (Lafayette, Ind.)	760, 1st

**Top Finisher:** Mike Voss (149)

NCAA Championship (Wichita CC) (Wichita, Kan.)	606, 15th (30)
---	----------------

**Top Finisher:** Mike O'Connell, Sr. (149)

Player	Rd	36	Str/Rds	Avg
Mike Voss	71	143	662/22	75.55
Mike O'Connell, Sr.	64	136	1676/22	76.18
Bob Ferrel	72	145	1676/22	76.18
Jim Hiniker	71	148	1618/21	77.05
Pete Bisconti	73	150	1541/20	77.05
Larry McDonald	74	154	857/11	77.91
Terry Kitch	71	149	560/7	80.00
Jerry Lefere	75	162	410/5	82.00

## 1963-64

**Coach:** Rev. Clarence Durbin, C.S.C.

**Captain:** Mike O'Connell, Sr.

Event	Finish (field)
at Memphis State	L, 14.5-24.5
LSU Invitational	613, tie-9th
vs. Michigan State	W, 24.5-11.5
vs. Western Michigan	W, 30.5-5.5
vs. Western Illinois	L, 15.5-20.5
vs. Bowling Green	W, 27.5-8.5
vs. Toledo	W, 28.5-8.5
vs. Dayton	W, 33-7.5
vs. Northern Illinois (@NW)	W, 25.5-10.5
at Northwestern	L, 10.5-25.5
Purdue Invitational	792, 2nd
Indiana Intercol.	
(Notre Dame, Ind.)	738, 2nd
<b>Top Finisher:</b> Mike O'Connell, Sr. (144, 2nd)	
Midwestern Inv. (@Iowa)	779, 1st (8)
vs. Illinois State	W, 30.5-5.5
vs. Southern Illinois	W, 28-8
vs. Aquinas	W, 23.5-6.5
NCAA Championship (Broadmoor GC) (Colorado Springs, Colo.)	600, tie-4th
<b>Top Finisher:</b> Pat Danahy (3rd round)	

Player	Rd	36	Str/Rds	Avg
Charles McLaughlin	70	145	1360/18	75.56
Mike O'Connell, Sr.	72	144	1448/19	76.21
Jim Hiniker	70	145	1227/16	76.69
Pat Danahy	73	147	1382/18	76.78
Bill Regnier	70	147	1228/16	77.75
James Tenbroeck	70	146	782/10	78.20

## 1964-65

**Coach:** Rev. Clarence Durbin, C.S.C.

**Captain:** Mike O'Connell, Sr.

Event	Finish
at Southwestern	W, 14-13
vs. Southern Illinois	W, 748-763
vs. Bowling Green	W, 748-786
vs. Dayton	W, 748-787
vs. Aquinas	W, 748-830
at Purdue	W, 780-766
vs. Ohio State (@Purdue)	L, 780-788
vs. Illinois (@Purdue)	L, 780-819
vs. Northwestern (@Purdue)	L, 780-822
Purdue (@Indiana)	L, 773-750
at Indiana	L, 773-752
Ball State (@Indiana)	W, 773-817
Ohio State (@Michigan St.)	L, 762-756
vs. Indiana (@Michigan St.)	T, 762-762
vs. Purdue (@Michigan St.)	W, 762-763
Michigan (@Michigan St.)	W, 762-772
at Michigan State	W, 762-775
vs. Central Michigan	W, 30-6
vs. Northern Michigan	W, 30-6
vs. Illinois State	W, 29.5-6.5
vs. Air Force	W, 29.5-6.5
vs. Western Illinois	W, 29.5-6.5
vs. Iowa	W, 29.5-7.5
Indiana Intercollegiate (Bloomington, Ind.)	773, 3rd

NCAA Championship (Holston Hills CC)

(Knoxville, Tenn.) 610, 18th

**Top Finisher:** Jim Hiniker (302)

Player	Rd	36	Str/Rds	Avg
Mike O'Connell, Sr.	68	137	897/12	74.75
Bill Regnier	70	143	902/12	75.17
Pat Danahy	72	145	760/10	76.00
Jim Hiniker	72	146	913/12	76.08
Mike Thorp	74	149	915/12	76.25
Chuck McLaughlin	69	147	764/10	76.40
Monty Kuka	77	—	155/2	77.50

## 1965-66

**Coach:** Rev. Clarence Durbin, C.S.C.

**Captain:** Pat Danahy

Event	Finish (field)
vs. Dayton	W, 736/588-777
vs. Northern Illinois	W, 736/588-822
vs. Western Illinois	W, 736/588-755
vs. Bowling Green	W, 736/588-764
vs. Indiana (@Iowa)	L, 736/600-749
vs. Michigan State (@Iowa)	W, 736/600-762
at Iowa	W, 736/600-772
at Purdue	L, 764/607-736
vs. Ohio State (@Purdue)	W, 764/607-769
vs. Indiana (@Purdue)	W, 764/607-770
vs. Northwestern (@Purdue)	W, 764/607-797
vs. Illinois (@Purdue)	W, 764/607-798
Northern Intercollegiate	1542/1231, 6th
Ohio State (@Michigan St.)	L, 762-756
vs. Michigan State	W, 745/593-774
vs. Northwestern	W, 745/593-782
vs. Illinois State	W, 745/593-786
vs. Southern Illinois	W, 734/593-756
vs. Toledo	W, 734/593-756
vs. Central Michigan	W, 734/593-797

NCAA Championship (Stanford GC)

(Stanford, Calif.) 608, 11th (22)

**Top Finisher:** Rian McNally (148, T-19th)

Player	Rd	36	Str/Rds	Avg
Marty O'Connell	75	—	75/1	75.00
Bill Regnier	71	247	1051/14	75.07
Charles McLaughlin	69	145	1068/14	76.29
Pat Danahy	73	147	1071/14	76.50
Rian McNally	70	148	1071/14	76.50
Ed Schaffler	73	147	307/4	76.75
Michael Thorp	73	147	1078/14	77.00
John Pirro	73	150	468/6	78.00
Team	294	588		

## 1966-67

**Coach:** Rev. Clarence Durbin, C.S.C.

**Captain:** Michael Thorp

Event	Finish
at Ball State	W, 573-579
vs. Miami (@Ball State)	W, 573-587
vs. Cincinnati (@Ball State)	W, 573-604
vs. Southern Illinois	W, 572-764
vs. Dayton	W, 572-779
vs. Toledo	W, 572-803
at Ohio State	L, 799-777
vs. Purdue (@Ohio State)	L, 799-788
vs. Indiana (@Ohio State)	L, 799-789



vs. Michigan St. (@Ohio St.)	L, 799-798
vs. Marshall (@Ohio State)	W, 799-820
Northern Intercollegiate (@MSU)	1592
at Purdue	L, 794-752
vs. Illinois (@Purdue)	L, 794-770
vs. Ohio State (@Purdue)	L, 794-771
vs. Indiana (@Purdue)	L, 794-773
vs. Northwestern (@Purdue)	W, 794-804
vs. Northern Illinois	W, 759-784
vs. Western Illinois	W, 759-779

Player	Rd	36	Str/Rds	Avg
Fran McNally	71	148	717/9.5	75.47
Rian Mentone	N/A	151	151/2	75.50
Mike Brands	75	153	267/3.5	76.29
John Pirro	74	151	579/7.5	77.70
Joe Smith	75	150	738/9.5	77.68
Chuck Musick	80	161	312/4	78.00
Chris Siegler	78	157	587/7.5	78.27
Michael Thorp	75	151	746/9	78.53
Monty Kuka	72	146	633/8	79.13
Team	291	598		

### 1967-68

**Coach: Rev. Clarence Durbin, C.S.C.**  
**Captain: Chuck Musick**

<b>Event</b>	<b>Finish</b>
vs. Ohio State (@MSU)	L, 770/609-752
at Michigan State	L, 770/609-767
vs. Purdue (@Michigan St.)	T, 770/609-770
vs. Iowa (@Illinois State)	L, 738-705
at Illinois State	L, 738-731
vs. Southern Illinois (@SIU)	W, 738-735
vs. Missouri (@Illinois St.)	W, 738-741
vs. Illinois (@Illinois State)	L, 738-746
Northern Intercol. (@MSU)	1538/1217, tie-7th
vs. Wisconsin (@NW)	L, 764-752
vs. Northern Illinois (@NW)	W, 764-785
at Northwestern	W, 764-766
at Northern Illinois	W, 729/578-773
Notre Dame Invitational	735/581, 1st

**Top Finisher:** Charles Martinez (141)

Player	Rd	36	Str/Rds	Avg
Bill Cvengros	71	141	1045/14	74.64
Bob Wilson	70	145	1050/14	75.00
Mike Heaton	72	146	905/12	75.42
Fran Mentone	71	152	1074/14	76.71
Charles Martinez	69	141	1075/14	76.79
Chuck Musick	62	152	1083/14	77.36
George Farrell	80	161	161/2	80.50
Team	283	578		

### 1968-69

**Coach: Rev. Clarence Durbin, C.S.C.**  
**Captain: Chuck Musick**

<b>Tournament</b>	<b>Finish</b>
Ohio State Invitational	1192/941, 8th
<b>Top Finisher:</b> Bob Wilson (230)	
Illinois Invitational	592, 7th
<b>Top Finisher:</b> Bob Wilson (115)	
Ball State Tournament	731, 1st
<b>Top Finisher:</b> Bob Wilson, (142, 1st)	
Northern Intercol. (@OSU)	1571/1241, 8th
<b>Top Finisher:</b> Bob Wilson, (298, 2nd)	

Michigan State Invitational	371/294, T-4th
<b>Top Finisher:</b> Bob Battaglia (70, T-2nd)	
Notre Dame Invitational	756/599, 2nd
<b>Top Finisher:</b> Bob Wilson (143, 2nd)	

Player	Rd	36/54	Str/Rds	Avg
Bob Wilson	70	142/230	1003/13.5	74.30
Jim Dunn	73	151/---	376/3	75.20
Bill Cvengros	76	145/243	1047/13.5	75.57
Mike Sprinker	76	158/---	234/3	78.00
Charles Musick	74	149/239	1059/13.5	78.44
Bob Battaglia	70	146/249	1068/13.5	79.11
Charles Martinez	78	152/243	851/10.5	81.05
Team	294	599/941		

### 1969-70

**Coach: Rev. Clarence Durbin, C.S.C.**  
**Captain: Bob Wilson**

<b>Tournament</b>	<b>Finish</b>
Gulf-American Tournament	1249, 19th
<b>Top Finisher:</b> Bob Wilson (314)	
Ohio State Invitational	1257/602, 16th
Ball State Invitational	775
Miami (Ohio) Tournament	790, 5th
Northern Intercollegiate	1642, 12th
Purdue Invitational	749, 3rd
Notre Dame Invitational	763/602, 1st

**Top Finisher:** Bob Battaglia (147)

Player	Rd	36	Str/Rds	Avg
Bob Wilson	73	151	1359/18	75.50
Bill Cvengros	75	151	---/---	78.20
Michael LaFrance	73	153	---/---	80.20
Bob Battaglia	72	147	---/---	80.60
Martin Best	73	164	---/---	82.40
James Dunn	76	163	---/---	88.70
Team	299	602		

### 1970-71

**Coach: Rev. Clarence Durbin, C.S.C.**  
**Captain: Bob Battaglia**

<b>Tournament</b>	<b>Finish</b>
W. Michigan Invitational	395/314, 4th
<b>Top Finisher:</b> Mike LaFrance (75, T-3rd)	
Ohio State Invitational	1230/971, 14th
<b>Top Finisher:</b> James Dunn (239)	
Mid-American Invitational (Oxford, Ohio)	795/631, 16th
<b>Top Finisher:</b> Mike LaFrance (155)	
Northern Intercollegiate (Madison, Wis.)	1550, 10th
Purdue Invitational	789/625, 8th
<b>Top Finisher:</b> Mike LaFrance (148, T-10th)	
Notre Dame Invitational	736/581, 1st

**Top Finisher:** Bob Battaglia (142, 1st)

Player	Rd	36/54	Str/Rds	Avg
Bob Battaglia	70	142/247	1079/14	77.07
Mike LaFrance	72	147/254	1081/14	77.21
Paul Betz	72	152/---	316/4	79.00
Dennis Conroy	72	147/245	1107/14	79.07
Jim Dunn	77	157/239	1122/14	80.14
Gene Quinn	73	149/---	321/4	80.25
Chuck Voelker	76	164/246	818/10	81.80
Chris Byrd	79	165/258	832/10	83.20
Team	305	625/971		

### 1971-72

**Coach: Rev. Clarence Durbin, C.S.C.**  
**Captain: Mike LaFrance**

<b>Tournament</b>	<b>Finish</b>
Ohio State Invitational	1185/951, 11th
<b>Top Finisher:</b> Marty Best (232)	
Michigan Invitational	777/618, 4th
<b>Top Finisher:</b> Jeff Burda (153)	
Mid-American Invitational	792/629, 12th
<b>Top Finisher:</b> Marty Best (154)	
Notre Dame Invitational	752/597, 2nd
<b>Top Finisher:</b> Mike Kistner (148, 5th)	

Northern Intercollegiate vs. Western Michigan	1490, 12th 395
---	-------------------

Player	Rd	36/54	Str/Rds	Avg
Marty Best	72	151/232	1086/14	77.55
Mike Kistner	74	148/240	1089/14	77.79
Mike LaFrance	72	151/239	1102/14	78.71
Jeff Burda	75	152/239	1103/14	78.79
Chuck Voelker	76	153/242	1109/14	79.21
Gary Quinn	74	154/240	714/9	79.33
Paul Betz	---	---/---	401/5	80.20
Team	296	597/951		

### 1972-73

**Coach: Rev. Clarence Durbin, C.S.C.**  
**Captain: Mike LaFrance**

<b>Tournament</b>	<b>Finish</b>
Camp Lejeune Invitational	912, 9th
<b>Top Finisher:</b> Jeff Burda	
Major College Invitational	1265/1002, 6th
<b>Top Finisher:</b> Marty Best (250, T-19th)	
Ohio State Invitational	1205, 14th
<b>Top Finisher:</b> Paul Betz (236)	
Mid-American Invitational	780/618, 10th
<b>Top Finisher:</b> Jeff Burda (150)	

Northern Intercollegiate	1579, 13th
--------------------------	------------

<b>Top Finishers:</b> Burda/Betz (312)	
Notre Dame Invitational	771/611, 4th

<b>Top Finishers:</b> Burda/Best (151)
--

Player	Rd	36/54	Str/Rds	Avg
Jeff Burda	73	151/265	1872/24	78.00
Paul Betz	71	151/251	1882/24	78.42
Marty Best	73	162/250	1894/24	78.92
Mike Kistner	77	---/---	796/10	79.60
Jim Culveyhouse	77	155/256	1918/24	79.92
Mike LaFrance	78	157/251	1920/24	80.00
Dan O'Toole	75	157/---	881/11	80.09
Chuck Voelker	84	---/257	1048/13	80.62
Team	296	611/1002		

### 1973-74

**Coach: Noel O'Sullivan**  
**Captains: Paul Betz, Jeff Burda**

<b>Tournament</b>	<b>Finish</b>
vs. Tri-State	359
vs. Western Michigan	400
vs. Loyola (Ill.)	381
Indianapolis Intercollegiate	751, 3rd
Northern Illinois Invitational	405, 2nd
Mid-American Invitational	783, 10th

# 14 YEAR-BY-YEAR RESULTS

Northern Intercollegiate  
(Lafayette, Ind.) 1566/1240, 14th  
**Top Finisher:** Jeff Burda (308)

Player	Top Rounds/Stroke Avg.:
Jeff Burda	74/76.5
Paul Koprowski	76/77.3
Mike Kistner	77/78.6
Ed Whelan	N/A/78.8
Jim Culveyhouse	71/78.8
Paul Betz	74/79.1
Bill Aereus	75/N/A
Team	297/N/A

## 1974-75

**Coach:** Noel O'Sullivan

**Captains:** Jeff Burda, Mike Kistner

Tournament	Finish
at Purdue	L, 384-383
vs. Purdue	W, 377/300-390

**Top Finisher:** Jim Culveyhouse (73)

Notre Dame Invitational	387, 2nd
<b>Top Finisher:</b> Greg Bachman (73)	

GAC Intercollegiate	8th
vs. Indiana	399
vs. Wisconsin - Whitewater	384
vs. Western Michigan	389
vs. Indiana State	383
Indianapolis Intercollegiate	4th
Ohio State Invitational	1203/948, 8th

**Top Finisher:** Jeff Burda (233, T-11th)

Purdue Invitational	776/617, 6th
<b>Top Finisher:</b> Jeff Burda (152, T-12th)	

Mid-American Invitational	377/297, 3rd
<b>Top Finisher:</b> Paul Koprowski (71, 1st)	

Player	Rd	36/54	Str/Rds	Avg
Jeff Burda	72	—/—	1144/15	76.27
Paul Koprowski	71	—/—	1150/15	76.67
Jim Culveyhouse	73	—/—	1181/15	78.73
Richard Knee	75	—/—	1188/15	79.20
Eddie Whalen	75	—/—	715/9	79.44
Mike Kistner	76	—/—	1207/15	80.47
John Delaney	79	—/—	486/6	81.00
Greg Bachman	73	—/—	—/—	—/—
Team	297	617	948	

## 1975-76

**Coach:** Noel O'Sullivan

**Captain:** Paul Koprowski

Tournament	Finish
vs. Purdue	L, 393-379/313-300
<b>Top Finisher:</b> Paul Koprowski (76)	

Notre Dame Invitational	385/304, 3rd
<b>Top Finisher:</b> Paul Koprowski (74, 3rd)	

Indiana Intercollegiate	822, 6th
<b>Top Finishers:</b> Koprowski/Saurs (160)	

Miami (Ohio) Invitational	1207, 6th
<b>Top Finisher:</b> Paul Koprowski (297, 14th)	

vs. Aquinas	385-409/304-321
<b>Top Finisher:</b> Tim Sours (74, 1st)	

vs. Tri-State	375-407/298-323
<b>Top Finisher:</b> Paul Koprowski (70, 1st)	

Indianapolis Intercollegiate	765/508, 5th
<b>Top Finisher:</b> Paul Koprowski (148, T-3rd)	

Ohio State Invitational	1206/942, 17th
<b>Top Finisher:</b> Paul Koprowski (231)	
Purdue Invitational	779/616, 13th
<b>Top Finisher:</b> Paul Koprowski (151)	
Mid-American Invitational	798/632, 14th
<b>Top Finisher:</b> Paul Koprowski (152, 8th)	
Northern Intercollegiate	1612/1278, 14th
<b>Top Finisher:</b> Paul Koprowski (314)	

Player	Rd	36/54	Str/Rds	Avg
Paul Koprowski	70	148/231	1593/21	75.85
Tim Sours	71	154/238	1643/21	78.24
Jim Culveyhouse	75	167/—	474/6	79.00
Rich Knee	72	150/246	1667/21	79.38
Mike Genette	77	160/251	797/10	79.70
Dave Richert	76	158/—	561/7	80.14
Biv Wadden	74	154/251	1687/21	80.33
Bob Kennedy	76	156/247	1374/17	80.82
Team	297	608/942		

## 1976-77

**Coach:** Noel O'Sullivan

**Captain:** Rich Knee

Tournament	Finish (field)
Western Michigan	519-527

**Top Finisher:** Tim Sours (70, 1st)

Notre Dame Invitational	373/296, 1st (9)
<b>Top Finisher:</b> John Lundgren (71, 1st)	

Miami (Ohio) Invitational	1227, 8th (19)
<b>Top Finisher:</b> Bob Belmonte (304)	

vs. Bradley	373-385/297-300
<b>Top Finisher:</b> John Lundgren (73, 2nd)	

vs. Detroit	395-410/315-323
<b>Top Finisher:</b> Tim Sours (77, 1st)	

vs. Aquinas	367-449/291-346
<b>Top Finisher:</b> Rich Knee (70, 1st)	

Indiana Intercollegiate	760/598, 3rd
<b>Top Finisher:</b> Bob Belmonte (148, T-5th)	

Ohio State Invitational	1188/942, 20th
<b>Top Finisher:</b> John Lundgren (230)	

Purdue Invitational	748/591, 2nd
<b>Top Finisher:</b> Dave Knee (146)	

Mid-American Invitational	782/621, 4th
<b>Top Finisher:</b> Biv Wadden (151)	

Northern Intercollegiate	1169/927, 12th
<b>Top Finisher:</b> John Lundgren (228)	

W. Michigan Invitational	799/631, 6th
<b>Top Finisher:</b> Dave Knee (154, 6th)	

Player	Rd	36/54	Str/Rds	Avg
Bob Belmonte	71	148/249	928/12	77.30
Tim Sours	73	148/232	1627/21	77.50
John Lundgren	71	155/228	1632/21	77.70
Dave Knee	71	146/240	1636/21	77.90
Rich Knee	70	148/234	1653/21	78.70
Biv Wadden	74	149/235	1659/21	79.00
Eric Bauwens	78	157/247	721/9	80.10
Team	291	591	927	

## 1977-78

**Coach:** Noel O'Sullivan

**Captain:** Rich Knee

Tournament	Finish (field)
Notre Dame Invitational	393/312, 4th

**Top Finisher:** Dave Knee (74, T-2nd)

at Purdue	N/A
at Bradley	375-389/296-308

**Top Finisher:** Dave Knee (68)

Indiana Intercollegiate	792/626, 3rd
<b>Top Finisher:</b> Tim Sours (149, 2nd)	

at Tri-State	366/290-400
<b>Top Finisher:</b> Tim Sours (71)	

Miami "4" Invitational	1264, 15th
<b>Top Finisher:</b> John Lundgren (313)	

Indianapolis Intercollegiate	733/582, 3rd
<b>Top Finisher:</b> Rich Knee (143, 3rd)	

Ohio State Invitational	1163/929, 4th
<b>Top Finisher:</b> Rich Knee (228, T-7th)	

Purdue Invitational	753/596, 4th
<b>Top Finisher:</b> Dave Knee (142, 2nd)	

Mid-American Invitational	760, 3rd (16)
<b>Top Finisher:</b> Dave Knee (147, 3rd)	Northern

Intercollegiate	1497/893, 5th
<b>Top Finisher:</b> Tim Sours (291, 7th)	

Michigan State Invitational	766/611, 11th
<b>Top Finisher:</b> Tim Sours (151)	

Player	Rd	36/54	Str/Rds	Avg
Dave Knee	68	142/234	2065/27	76.48
Tim Sours	68	149/242	2061/27	76.59
Rich Knee	69	154/228	2082/27	77.11
John Lundgren	71	154/238	2091/27	77.44
Tom McCarthy	72	154/234	1864/24	77.67
Tim Sackeck	70	154/235	2043/26	78.58
Dave Knee	74	—/—	—/6	79.30
Biv Wadden	76	—/—	—/4	79.80
Bill McGuinness	80	—/—	80/1	80.00
Team	288	582/893		

## 1978-79

**Coach:** Noel O'Sullivan

**Captain:** Tim Sours

Tournament	Finish (field)
Indiana Intercollegiate	758/598, 1st

Florida Invitational	1255, 4th
<b>Top Finisher:</b> John Lundgren (309, 11th)	

Ball State Invitational	369
Indianapolis Invitational	381/304, 2nd
vs. Tri-State	371-399

<b>Top Finisher:</b> Dave Knee (71)	
-------------------------------------	--

Ohio State Invitational	650, 20th
Northern Intercollegiate	

(Columbus, Ohio) 1546, 6th  
**Top Finishers:** Sackeck/Lundgren (306, T-15th)

Purdue Invitational	1st
<b>Top Finisher:</b> Tim Sours (141, 1st)	

Mid-American Invitational	794, 7th
Michigan State Invitational	742/588, 3rd

Player	Rd	36/54	Str/Rds	Avg
John Lundgren	71	—/—	1151/15	76.73
Dave Knee	71	—/—	1458/19	76.74
Tim Sours	70	—/—	1470/19	77.37
Tim Sackeck	70	—/—	1493/19	78.58
Tom McCarthy	—	—/—	1501/19	79.00
Bill McGuinness	75	—/—	1357/17	79.82
Jay Bryan	—	—/—	324/4	81.00
Team	293	588		

## 1979-80

**Coach:** Noel O'Sullivan  
**Captain:** Dave Knee

Tournament	Finish (field)			
Ball State Invitational	379/296, 2nd			
<b>Top Finisher:</b> Tim Sackech (73, 2nd)				
Indianapolis Intercollegiate	748/593, 3rd			
<b>Top Finisher:</b> John Lundgren (147, T-6th)				
Ohio State Invitational	1186/933, 8th			
<b>Top Finisher:</b> John Lundgren (228, 9th)				
Purdue Invitational	752/594, 3rd			
<b>Top Finisher:</b> John Lundgren (145, T-3rd)				
Mid-American Invitational (Oxford, Ohio)	763/604, 3rd			
<b>Top Finisher:</b> John Lundgren (148, 5th)				
Michigan State Invitational	743/591, 5th			
<b>Top Finisher:</b> Tom McCarthy (144, T-8th)				
Indiana Intercollegiate	597			
<b>Top Finisher:</b> Tom McCarthy (148)				
Notre Dame Invitational	293			
<b>Top Finisher:</b> Tom McCarthy (72)				
Player	Rd	36/54	Str/Rds	Avg
John Lundgren	71	145/228	1116/15	74.40
Tom McCarthy	72	144/233	1128/15	75.20
Dave Knee	73	149/235	1142/15	76.13
Tim Sackech	73	149/239	1148/15	76.53
Bill McGuinness	73	148/251	1163/15	77.53
Stoney Ferlmann	74	156/253	1215/15	81.00
Team	293	591/933	450	
1300.07				

## 1980-81

**Coach:** Noel O'Sullivan  
**Captains:** Tom McCarthy, Tim Sackech

Tournament (par)	Finish			
FIU Invitational	5th			
<b>Top Finisher:</b> Stoney Ferlmann (316)				
vs. Tri-State (71)	379			
vs. Valparaiso (71)	392			
Ball State Invitational	374/296, 5th			
<b>Top Finisher:</b> Tim Sackech (69, 1st)				
Indianapolis Invitational	772/608, 1st			
<b>Top Finishers:</b> Horak/Sackech (149, T-2nd)				
Ohio State Intercollegiate	1184/936, 13th			
<b>Top Finishers:</b> Sackech/McCarthy (230, T-19th)				
Mid-American Invitational (72)	1184/936, 13th			
<b>Top Finisher:</b> Bob Horak (225, T-3rd)				
Northern Intercollegiate (@Purdue)	1142/905, 15th			
<b>Top Finisher:</b> Tim Sackech (222, T-2nd)				
Player	Rd	36/54	Str/Rds	Avg
David Moorman	79	—/—	227/3	75.67
Tim Sackech	69	149/222	1062/14	75.86
Bob Horak	72	149/225	1063/14	75.93
Tom McCarthy	74	153/230	1098/14	78.43
David Pangraze	77	165/235	1118/14	79.86
Bill McGuinness	78	162/231	880/11	80.00
Stoney Ferlmann	72	160/237	1127/14	80.50
Team	296	608/905		

## 1981-82

**Coach:** Noel O'Sullivan  
**Captain:** Stoney Ferlmann

Tournament (par)	Finish			
Indiana Intercollegiate	791/626, 4th			
<b>Top Finisher:</b> Craig Peters (155, T-11th)				
Notre Dame Invitational	362/287, 2nd			
<b>Top Finishers:</b> Horak/Scully (71, T-2nd)				
FIU Invitational	1264, 6th			
<b>Top Finishers:</b> Leyes/Pangraze (316, T-17th)				
vs. Valparaiso	391/308			
<b>Top Finisher:</b> Robert Horak (74)				
vs. Olivet	371/294			
<b>Top Finisher:</b> Stoney Ferlmann (70)				
Ohio State Invitational	1244/984, 23rd			
<b>Top Finisher:</b> Frank Leyes (238, T-24th)				
Mid-American Invitational (72)	800/630, 11th			
<b>Top Finisher:</b> Frank Leyes (152, T-11th)				
Northern Intercollegiate (@Iowa)	1135/899, 14th			
<b>Top Finisher:</b> Robert Horak (217, T-7th)				
Player	Rd	36/54	Str/Rds	Avg
Casey Cunniff	76	—/—	76/1	76.00
Chris Mondero	76	—/—	76/1	76.00
Craig Peters	72	155/233	1306/17	76.82
Tim Matt	77	—/—	77/1	77.00
Bob Horak	71	154/217	1314/17	77.29
Dan Keleher	78	—/—	78/1	78.00
Frank Leyes	72	152/236	1332/17	78.35
David Pangraze	73	170/224	1113/14	79.50
Stoney Ferlmann	70	161/241	1117/14	79.79
Joe Celarek	80	—/—	80/1	80.00
David Moorman	73	161/232	1377/17	81.00
Tom Scully	71	161/261	493/6	82.17
Tom Knee	83	—/—	83/1	83.00
Team	287	626/899	5292/17	311.29

## 1982-83

**Coach:** Noel O'Sullivan  
**Captain:** Stoney Ferlmann

Tournament (par)	Finish			
Notre Dame Invitational	373/295, 1st			
<b>Top Finisher:</b> Frank Leyes (69, 1st)				
WMU Invitational (72)	798/632, 4th			
<b>Top Finisher:</b> Frank Leyes (155, 5th)				
FIU Invitational	936, 4th			
<b>Top Finisher:</b> Frank Leyes (225, 4th)				
vs. Valparaiso (71)	367/292			
<b>Top Finisher:</b> David Moorman (69)				
Ball State Invitational	389/309, T-4th			
<b>Top Finisher:</b> David Pangraze (74, T-7th)				
Indianapolis Invitational	794/630, 2nd			
<b>Top Finisher:</b> David Pangraze (155, T-7th)				
Ohio State Invitational	1237/983, 19th			
<b>Top Finisher:</b> David Moorman (244, T-72nd)				
Purdue Invitational	1169/924, 9th			
<b>Top Finisher:</b> David Pangraze (224, T-16th)				
Michigan Invitational	800/632, 15th			
<b>Top Finisher:</b> John O'Donovan (154, T-15th)				
Player	Rd	36/54	Str/Rds	Avg
David Pangraze	73	155/224	1180/15	78.66
Frank Leyes	69	155/238	1185/15	79.00
John O'Donovan	73	155/242	1187/15	79.13

David Moorman	69	157/231	1113/14	79.50
Craig Peters	75	158/236	1205/15	80.33
Stoney Ferlmann	80	161/251	1307/15	87.13
Team	292	620/924	5633/18	312.94

## 1983-84

**Coach:** Noel O'Sullivan  
**Captain:** David Moorman

Tournament	Finish (field)			
Notre Dame Invitational	397/312, 8th			
<b>Top Finisher:</b> John Anthony (74, T-4th)				
vs. Tri-State	375/298			
<b>Top Finisher:</b> David Moorman (73)				
vs. Xavier	374/297			
<b>Top Finisher:</b> John Anthony (73)				
Purdue Invitational	768/611, 10th			
<b>Top Finisher:</b> Frank Leyes (154, T-40th)				
Ohio State Invitational	1204/953, 19th			
<b>Top Finisher:</b> Lon Huffman (238, T-55th)	Michigan			
State Invitational	792/633, 15th			
<b>Top Finisher:</b> David Moorman (154, T-42nd)				
MCC Championship	938, 3rd (9)			
<b>Top Finisher:</b> David Pangraze (232, 9th)				
Player	Rd	36/54	Str/Rds	Avg
John Anthony	73	—/—	147/2	73.50
Lon Huffman	74	156/238	546/7	78.00
Jack Eisenbeis	76	—/—	156/2	78.00
Frank Leyes	74	154/234	1017/13	78.23
Tom Ryan	80	—/—	157/2	78.50
David Pangraze	72	155/232	1022/13	78.62
John O'Donovan	74	155/235	944/12	78.67
Tim Hanlon	77	—/—	158/2	79.00
Chris Bona	74	158/237	1032/13	79.39
David Moorman	73	154/250	1034/13	79.54
Steve Ferlmann	80	—/—	165/2	82.50
John Ratcliff	85	—/—	85/1	85.00
Kevin Olinger	85	—/—	86/1	86.00
Team	297	611/938	4042/13	310.92

## 1984-85

**Coach:** Noel O'Sullivan  
**Captain:** John O'Donovan

Tournament (par)	Finish (field)
vs. Loyola (71)	372/296
<b>Top Finisher:</b> John O'Donovan (72)	
Notre Dame Invit. (71)	382/304, 1st
<b>Top Finishers:</b> Bona/Huffman (75)	
Indiana Intercollegiate	623, 3rd
<b>Top Finisher:</b> Dick Connelly (150, T-4th)	
MCC Championship (72)	930, 3rd (9)
<b>Top Finisher:</b> John O'Donovan (228, 11th)	
North-South Collegiate	984, 3rd
<b>Top Finisher:</b> John O'Donovan (242, 7th)	
vs. Tri-State (71)	389/308
<b>Top Finisher:</b> John O'Donovan (74)	
Tri-Meet (71)	382/303, 1st
<b>Top Finisher:</b> Dick Connelly (73)	
Purdue Invitational	774/614, 7th
<b>Top Finisher:</b> John O'Donovan (146, 4th)	
Mid-American Invitational	903, 12th
<b>Top Finisher:</b> John O'Donovan (224, T-30th)	

# YEAR-BY-YEAR RESULTS

Ohio State Invitational	1182/933, 11th
<b>Top Finisher:</b> John O'Donovan (241, T-68th)	Northern Intercollegiate
	1184/940, 22nd
<b>Top Finisher:</b> Chris Bona (229, T-43rd)	
<b>Player</b>	<b>Rd</b> <b>36/54</b> <b>Str/Rds</b> <b>Avg</b>
John O'Donovan	72 146/224 1779/23 77.35
Dick Connelly	73 150/233 1800/23 78.26
Chris Bona	71 154/229 1743/22 79.23
Lon Huffman	74 165/234 1611/20 80.55
John Anthony	72 158/229 1587/20 79.35
Steve Fuhrer	74 159/226 1681/21 80.05
Team	296 623/903 7138/23 310.35

## 1985-86

**Coach:** Noel O'Sullivan  
**Captain:** John O'Donovan

<b>Tournament (par)</b>	<b>Finish (field)</b>
Notre Dame Invit. (71)	365/290, 1st
<b>Top Finisher:</b> John Anthony (71, 1st)	
MCC Championship (72)	966, 2nd (8)
<b>Top Finisher:</b> John O'Donovan (240, 5th)	
MSU Invitational (71)	297, 1st
<b>Top Finisher:</b> John O'Donovan (72, 1st)	
vs. Lewis (71)	370/294
<b>Top Finishers:</b> Anthony/Fuhrer (73)	
Purdue Invitational	923, 14th
<b>Top Finisher:</b> Steve Fuhrer (231, T-43rd)	
Indiana Intercollegiate	812/644, 2nd
<b>Top Finisher:</b> Lon Huffman (162, T-16th)	
Ohio State Invitational	645, 16th
<b>Top Finisher:</b> Lon Huffman (158)	
Kent State Invitational	1152/914, 5th
<b>Top Finisher:</b> Lon Huffman (222, T-5th)	
Mid-American Invit. (70)	908, 12th
<b>Top Finisher:</b> Lon Huffman (226, T-33rd)	

<b>Player</b>	<b>Rd</b> <b>36/54</b> <b>Str/Rds</b> <b>Avg</b>
Doug Giorgio	70 —/231 449/6 74.83
Lon Huffman	71 158/222 1149/15 76.60
John O'Donovan	72 160/225 1395/18 77.50
Steve Fuhrer	70 165/230 1242/16 77.63
Norm Campbell	71 165/— 389/5 77.80
Dick Connelly	73 162/227 1407/18 78.16
John Anthony	71 166/236 1025/13 78.84
Chris Bona	74 162/240 796/10 79.60
Team	290 644/908 5881/19 309.53

## 1986-87

**Coach:** Noel O'Sullivan  
**Captain:** Chris Bona

<b>Tournament (par)</b>	<b>Finish (field)</b>
Western Michigan	399
<b>Top Finisher:</b> Chris Bona (75)	
Indiana Intercollegiate	646, 3rd
<b>Top Finisher:</b> Pat Mohan (154)	
Notre Dame Invit. (71)	300, 1st
<b>Top Finisher:</b> Doug Giorgio (72, 1st)	
Valparaiso Invitational	399, 2nd
<b>Top Finisher:</b> Pat Mohan (75)	
Central Florida Invit. (72)	941, 7th
<b>Top Finisher:</b> Doug Giorgio (226, 8th)	
vs. Lewis (71)	297
<b>Top Finisher:</b> Pat Mohan (73)	
Eastern Kentucky Invit. (72)	917, 8th

<b>Top Finisher:</b> John Connelly (227, 18th)	
Purdue Invitational	640, 10th
<b>Top Finisher:</b> Doug Giorgio (158, 20th)	
Indianapolis Intercollegiate	806/639, 2nd
<b>Top Finisher:</b> Norm Campbell (158, 7th)	
Ohio State Invitational	957, 20th
<b>Top Finisher:</b> Dick Connelly (229, 15th)	
Michigan State Invit. (71)	945, 7th
<b>Top Finisher:</b> Doug Giorgio (228, T-13th)	

<b>Player</b>	<b>Rd</b> <b>36/54</b> <b>Str/Rds</b> <b>Avg</b>
Tom Ryan	76 —/— 76/1 76.00
Doug Giorgio	72 158/226 1632/21 77.71
George Molinsky	78 —/— 78/1 78.00
Pat Mohan	73 154/228 1649/21 78.52
Norm Campbell	76 158/241 632/8 79.00
Dick Connelly	72 162/229 1350/17 79.41
John Connelly	74 164/227 1775/22 80.68
Bobby Kloska	80 —/— 162/2 81.00
Chris Bona	75 166/237 1788/22 81.27
Mike Culver	80 —/— 164/2 82.00
Team	300 640/917 7080/23 377.83

## 1987-88

**Coach:** Noel O'Sullivan  
**Captain:** Dick Connelly

<b>Tournament (par)</b>	<b>Finish (field)</b>
vs. Western Michigan (72)	379/298
<b>Top Finisher:</b> Dick Connelly (72)	
Glen Oaks Classic (72)	314, 1st (10)
<b>Top Finisher:</b> Pat Mohan (74, 1st)	
Indiana Intercollegiate (72)	629, 2nd (15)
<b>Top Finisher:</b> Doug Giorgio (153, 5th)	
Notre Dame Invit. (71)	323, 8th (11)
<b>Top Finisher:</b> Mike Lynch (77, T-8th)	
Ohio State Classic (72)	971, 9th (19)
<b>Top Finisher:</b> Dick Connelly (234, T-20th)	
Tri-Meet	307, 1st (3)
<b>Top Finisher:</b> Pat Mohan (73)	
Embry-Riddle Intercollegiate	970, 11th (24)
<b>Top Finisher:</b> Dick Connelly (233, T-13th)	
Eastern Kentucky Classic	954, 11th (20)
<b>Top Finisher:</b> Pat Mohan (232, 11th)	
vs. Lewis (71)	309
<b>Top Finisher:</b> Pat Mohan (73)	
Purdue Invitational (71)	909, 3rd (8)
<b>Top Finisher:</b> Pat Mohan (224, 1st)	
Ohio State Intercollegiate	997, 22nd (23)
<b>Top Finisher:</b> Pat Mohan (245, T-56th)	
Spartan Invitational	937, 9th (15)
<b>Top Finisher:</b> Doug Giorgio (230, T-12th)	
Midwestern Invit. (72)	938, 12th (15)
<b>Top Finisher:</b> Pat Mohan (222, 7th)	
<b>Player</b>	<b>Rd</b> <b>36/54</b> <b>Str/Rds</b> <b>Avg</b>
Pat Mohan	71 159/222 2087/27 77.29
D.J. Romano	75 —/— 156/2 78.00
Doug Giorgio	73 153/230 2128/27 78.82
Dick Connelly	72 157/233 2224/28 79.43
Mike Lynch	77 —/— 160/2 80.00
Bobby Kloska	79 —/244 571/7 81.57
Paul Nolta	74 161/228 2210/27 81.85
Jim Troutman	82 —/— 164/2 82.00
Terry Berland	75 166/250 1248/15 83.20
Pat Kusek	76 —/250 1008/12 84.00
Team	292 629/909 8856/28 316.29

## 1988-89

**Midwestern Collegiate Conference Champion**

**Coach:** George Thomas

**Captains:** Doug Giorgio, Pat Mohan

<b>Tournament (par)</b>	<b>Finish (field)</b>
Indiana Championship (72)	636, 3rd (12)
<b>Top Finisher:</b> Doug Giorgio (158, T-7th)	
Ohio State Classic (72)	946, 12th (15)
<b>Top Finisher:</b> Pat Mohan (229, T-13th)	
MCC Championship (72)	985, 1st (9)
<b>Top Finishers:</b> Mohan/Giorgio (243, T-1st) —	
Mohan medalist via final-round score	
Purdue Invitational (72)	639, 7th (7)
<b>Top Finisher:</b> Paul Nolta (157, 21st)	
Indianapolis Invit. (72)	758/602, 2nd
<b>Top Finisher:</b> Pat Mohan (149, T-2nd)	
Ohio St. Intercollegiate (72)	939, 8th (22)
<b>Top Finishers:</b> Nolta/Giorgio (233, T-29th)	
Spartan Invitational (72)	915, 6th (16)
<b>Top Finisher:</b> Doug Giorgio (226, T-12th)	
Midwestern Invitational (72)	914, 14th (15)
<b>Top Finisher:</b> Mike O'Connell, Jr. (225)	

<b>Player</b>	<b>Rd</b> <b>36/54</b> <b>Str/Rds</b> <b>Avg</b>
Pat Mohan	72 149/227 1634/21 77.81
Doug Giorgio	73 150/226 1634/21 77.81
Paul Nolta	73 150/231 1666/21 79.33
Mike O'Connell, Jr.	75 154/225 873/11 79.36
Mike Crisanti	76 157/239 635/8 79.38
Terry Berland	78 159/249 659/8 82.38
D.J. Romano	80 165/— 165/2 82.50
Pat Kusek	75 156/242 1078/13 82.92
Jim McCarthy	81 168/— 168/2 84.00
Team	301 636/914 6576/21 313.14

## 1989-90

**Midwestern Collegiate Conference Champion**

**Coach:** George Thomas

**Captains:** Pat Mohan, Paul Nolta

<b>Tournament (par)</b>	<b>Finish (field)</b>
Indiana Championship (72)	615, 5th (13)
<b>Top Finisher:</b> Pat Mohan (144, 2nd)	
Glen Oaks Classic	302, 2nd (4)
<b>Top Finisher:</b> Pat Mohan (72)	
MCC Championship (72)	923, 1st (9)
<b>Top Finishers:</b> O'Connell/Mohan (230, T-2nd)	
Ohio State Classic	950, 12th (17)
<b>Top Finisher:</b> Joe Dennen (231, T-22nd)	
Central Florida Classic (72)	969, 18th (18)
<b>Top Finisher:</b> Chris Dayton (243, 82nd)	
Kentucky Invitational (72)	636, 21st (24)
<b>Top Finisher:</b> Pat Mohan (153, T-26th)	
Indianapolis Intercollegiate (72)	756/601, 3rd
<b>Top Finisher:</b> Pat Mohan (148, T-6th)	
Akron Invitational (72)	930, 25th (36)
<b>Top Finisher:</b> Pat Mohan (227, 8th)	
Ohio State Invitational (72)	950, T-17th (23)
<b>Top Finisher:</b> Pat Mohan (234, T-45th)	
<b>Player</b>	<b>Rd</b> <b>36/54</b> <b>Str/Rds</b> <b>Avg</b>
Pat Mohan	71 144/227 1691/22 78.86
Dave Regnier	75 —/233 553/7 79.00
Joe Dennen	75 155/231 1741/22 79.14
Mike O'Connell, Jr.	72 150/230 1512/19 79.58
Paul Nolta	76 159/231 1593/20 79.65

Chris Dayton	72	154/237	877/11	79.73
Mike Crisanti	75	151/244	721/9	80.11
Joe Houston	81	162/—	162/2	81.00
Team	292	615/923	6876/22	312.55

## 1990-91

**Coach: George Thomas**  
**Captain: Paul Nolta**

Tournament (par)	Finish (field)
Cincinnati Collegiate (72)	638, 10th (20)

**Top Finisher:** Joe Dennen (159, T-33rd)

Northern Intercollegiate  
(W. Lafayette, Ind.) (71) 879, 11th (22)

**Top Finisher:** Joe Dennen (217, 22nd)

Valparaiso Invitational 402, 1st (5)

**Top Finisher:** Brennan Murphy (73, 1st)

MCC Championship (72) 607, 2nd (9)

**Top Finisher:** Mike O'Connell, Jr. (147, 1st)

Central Fla. Intercollegiate (72) 968, 18th (18)

**Top Finisher:** Chris Dayton (238, 75th)

UK-Owens Invitational (72) 333, 24th (25)

**Top Finisher:** Mike O'Connell, Jr. (80, T-63rd)

Indianapolis Invitational 761, 5th (18)

**Top Finisher:** Mike O'Connell, Jr. (146, T-4th)

Indiana Invitational (71) 617, 7th (13)

**Top Finisher:** Paul Nolta (153, T-14th)

Akron Intercollegiate 942, 18th (18)

**Top Finisher:** Mike Crisanti (235, T-56th)

Ohio St. Intercollegiate (72) 922, 16th (23)

**Top Finisher:** Mike O'Connell, Jr. (225, T-28th)

Player	Rd	36/54	Str/Rds	Avg
Mike O'Connell, Jr.	71	146/218	1623/21	77.29
Mike Crisanti	73	153/228	1405/18	78.06
Paul Nolta	73	153/225	1652/21	78.67
Joe Dennen	69	156/217	1653/21	78.71
Chris Dayton	70	150/226	1420/18	78.89
Brennan Murphy	73	—/—	73/1	73.00
John Johnsrud	76	156/—	555/7	79.29
Dave Regnier	80	—/—	80/1	80.00
Rick Coddens	82	—/—	82/1	82.00
Todd Klem	79	—/263	342/4	85.50
Team	294	601/879	7069/21	321.32

## 1991-92

**Coach: George Thomas**  
**Captain: Mike O'Connell, Jr.**

Tournament (par)	Finish (field)
Indiana Intercollegiate (W. Lafayette, Ind.) (71)	585, 3rd (18)

**Top Finisher:** Chris Dayton (142, T-1st)

Cincinnati Collegiate (72) 639, 9th (21)

**Top Finisher:** Chris Dayton (150, 3rd)

MCC Championship (70) 930, 2nd (7)

**Top Finisher:** Chris Dayton (220, 1st)

Central Florida Invitational (72) 949, 18th (18)

**Top Finisher:** Mike Crisanti (232, T-63rd)

Evansville Intercollegiate (72) 637, 8th (16)

**Top Finisher:** Cole Hanson (157, T-22nd)

Purdue Invitational (71) 619, 7th (14)

**Top Finisher:** Mike O'Connell, Jr. (153, T-21st)

Indiana Intercollegiate  
(W. Lafayette, Ind.) (71) 630, 13th (14)

**Top Finisher:** Chris Dayton (235)

Akron Invitational (27 holes) 455

**Top Finisher:** Chris Dayton (110)

Ohio State Invitational (72) 974, 17th (18)

**Top Finisher:** Joe Dennen (237, T-27th)

Player	Rd	36/54	Str/Rds	Avg
Chris Dayton	73	142/220	1657/21.5	77.07
Mike Chaney	72	147/231	1688/21.5	78.51
Joe Dennen	71	143/237	1690/21.5	78.60
Cole Hanson	78	157/—	442/5.5	80.36
Chris O'Connell	75	164/241	1012/12.5	80.96
Todd Klem	81	163/—	163/2	81.50
John Johnsrud	79	159/253	412/7.5	82.40
Mike O'Connell	74	153/246	1417/17	83.35
Team	291	619/930	6418/20.5	313.07

## 1992-93

**Coach: George Thomas**  
**Captains: Chris Dayton, Joe Dennen**

Tournament (par)	Finish (field)
Indiana Intercollegiate (W. Lafayette, Ind.) (71)	588, 2nd (15)

**Top Finisher:** Chris Dayton (144, T-2nd)

Cincinnati Invitational (72) 628, 9th (16)

**Top Finisher:** Joe Dennen (152)

MCC Championship (72) 939, 2nd (9)

**Top Finisher:** Chris Dayton (232)

Central Florida Invit. (72) 949, 16th

**Top Finisher:** Chris Dayton (232, 4th)

Purdue Invitational (71) 601, 6th

**Top Finisher:** Joe Dennen (149)

Ball State Invitational (72) 394, 4th

**Top Finisher:** Chris Dayton (76)

Indiana Invitational (71) 913, 8th

**Top Finisher:** Chris O'Connell (218, 2nd)

Michigan Invitational 908, 14th

**Top Finisher:** Joe Dennen (222)

Player	Rd	36/54	Str/Rds	Avg
Joe Dennen	71	149/222	1442/19	75.90
Chris Dayton	70	144/232	1466/19	77.16
Chris O'Connell	74	150/218	1467/19	77.21
Cole Hanson	69	155/228	1282/16	80.13
Kit Burton	72	154/237	722/9	80.22
Mike Chaney	74	151/247	806/10	80.60
John Bode	78	—/247	247/3	82.33
Chris Marando	83	—/262	262/3	87.30
Team	291	488/908	5920/19	311.58

## 1993-94

**Coach: George Thomas**  
**Captain: Chris O'Connell**

Tournament (par)	Finish (field)
Purdue Invitational (71)	N/A

**Top Finisher:** Brian Donohoe (227, T-26th)

MCC Championship (71) 931, 2nd (7)

**Top Finisher:** Brian Donohoe (228, 5th)

Northern Intercollegiate (Michigan) 926, 21st (24)

**Top Finisher:** Brian Donohoe (227, T-29th)

Ohio State Classic (72) 629, 10th (11)

**Top Finisher:** Chris O'Connell (155, T-28th)

Central Florida Classic (72) 978, 19th (21)

**Top Finisher:** Kit Burton (243, T-84th)

Sultan Run Intercollegiate (72) 637, 11th (15)

**Top Finisher:** Chris O'Connell (155, T-20th)

Indiana Invitational (71) 611, 3rd (13)

**Top Finisher:** Joel Hepler (147, T-3rd)

Bradley Invitational (72) 988, T-11th (20)

**Top Finisher:** Mike Chaney (242)

Xavier Invitational (71) 308, T-4th (18)

**Top Finisher:** Brian Donohoe (147, T-7th)

Player	Rd	36/54	Str/Rds	Avg
Brian Donohoe	72	147/227	1808/23	78.61
Chris O'Connell	74	151/227	1813/23	78.83
Mike Chaney	73	155/228	1815/23	78.91
Cole Hanson	73	154/228	1119/14	79.93
Todd Klem	72	153/240	965/12	80.42
Kit Burton	79	164/239	811/10	81.10
Joel Hepler	73	147/249	991/12	82.58
Team	300	611/9056	913/23	300.57

## 1994-95

**Midwestern Collegiate Conference Champion**  
**Coach: George Thomas**  
**Captains: Chris O'Connell**

Tournament (par)	Finish (field)
Air Force Invitational (72)	937, 19th (24)

**Top Finisher:** Brian Donohoe (226, T-28th)

Marquette Intercollegiate (71) 915, 11th (18)

**Top Finisher:** Bryan Weeks (224, T-18th)

Northern Intercollegiate  
(E. Lansing, Mich.) (72) 611, 12th (19)

**Top Finisher:** Brian Weeks (147, T-7th)

Embry-Riddle Intercollegiate (72) 628, 8th (27)

**Top Finishers:** Donohoe/Hepler/Weeks (155)

UK-Owens Invitational (72) 916, 7th (13)

**Top Finisher:** Brian Donohoe (226, T-11th)

Legends of Indiana (72) 899, 10th (18)

**Top Finisher:** Joel Hepler (219, T-10th)

Ohio State Intercollegiate (72) 952, T-15th (23)

**Top Finisher:** Bryan Weeks (234, T-35th)

Kent State Invitational (70) 917, 17th (19)

**Top Finisher:** Joel Hepler (228, T-54th)

MCC Championship (72) 917, 1st (9)

**Top Finisher:** Brian Donohoe (221, 1st)

Player	Rd	36/54	Str/Rds	Avg
Brian Donohoe	70	155/221	1916/25	76.64
Brad Stanis	73	—/231	231/3	77.00
Joel Hepler	72	155/219	1932/25	77.28
Bryan Weeks	72	147/232	1709/22	77.68
Chris O'Connell	69	154/228	1974/25	78.96
Bill Moore	72	154/227	1509/19	79.42
Kit Burton	81	164/—	164/2	82.00
Matt Huggins	76	172/239	411/5	82.20
Mike Chaney	80	—/248	248/3	82.67
Team	284	611/899	7692/25	307.68

## 1995-96

**BIG EAST Conference Champion**  
**Coach: George Thomas**  
**Captains: Brian Donohoe, Joel Hepler**

Tournament (par)	Finish (field)
Yale Intercollegiate (70)	612, 2nd (27)

**Top Finisher:** Bill Moore (151, T-7th)

Michigan Invitational (71) 912, 9th (21)

**Top Finisher:** Brian Donohoe (226, T-14th)

BIG EAST Championship (71) 593, 1st (9)

**Top Finisher:** Bill Moore (143, 1st)



# YEAR-BY-YEAR RESULTS

Embry-Riddle Intercol. (72)	925, 5th (30)
<b>Top Finisher:</b> Joel Hepler (227)	
UK-Owens Invit. (72)	918, 9th (16)
<b>Top Finishers:</b> Burton/Hepler/Weeks (229)	
Marshall Invitational (71)	904, 6th (18)
<b>Top Finisher:</b> Joel Hepler (224, T-16th)	
Legends of Indiana (72)	958, 18th (18)
<b>Top Finishers:</b> Hepler/Weeks (236, T-49th)	
Cleveland State Classic (71)	899, 1st (11)
<b>Top Finisher:</b> Bryan Weeks (223, 62nd)	

Player	Rd	36/54	Str/Rds	Avg
Bryan Weeks	72	149/223	1680/22	76.36
Joel Hepler	71	158/224	1682/22	76.46
Bill Moore	71	143/230	1689/22	76.77
Doug Diemer	72	157/224	623/8	77.88
Brian Donohoe	72	149/226	1490/19	78.42
Kit Burton	74	—/229	943/12	78.58
Brad Hardin	77	—/233	475/6	79.17
Brad Stanis	79	161/—	161/2	80.50
Team	293	592/899	6720/22	305.46

## 1996-97

### BIG EAST Conference Champion

*Coach: George Thomas*

*Captains: Brian Donohoe, Joel Hepler*

Tournament (par)	Finish (field)
Air Force Invitational (72)	906, 10th (24)
<b>Top Finisher:</b> Joel Hepler (224, T-23rd)	
Butler Fall Invitational (72)	929, 5th (17)
<b>Top Finisher:</b> Todd Vernon (230, T-13th)	
BIG EAST Championship (71)	595, 1st (9)
<b>Top Finisher:</b> Brad Hardin (144, 2nd)	
San Francisco Invitational (71)	966, 14th (14)
<b>Top Finisher:</b> Bryan Weeks (240, T-55th)	
Golden Ocala Invitational (72)	902, 6th (11)
<b>Top Finisher:</b> Brad Hardin (226, T-20th)	
Butler Spring Invitational (71)	612, 1st (18)
<b>Top Finisher:</b> Bryan Weeks (151, 2nd)	
Kentucky Invitational (72)	891, 4th (18)
<b>Top Finisher:</b> Bryan Weeks (221, T-9th)	
Legends of Indiana (72)	884, 5th (18)
<b>Top Finisher:</b> Brian Donohoe (216, T-10th)	
Cleveland St. Invitational (72)	906, 3rd (13)
<b>Top Finisher:</b> Bryan Weeks (222, T-5th)	

Player	Rd	36/54	Str/Rds	Avg
Bryan Weeks	70	151/221	1672/22	76.00
Brian Donohoe	69	151/216	1914/25	76.56
Joel Hepler	69	152/221	1686/22	76.64
Todd Vernon	69	154/226	1303/17	76.65
Brad Hardin	70	144/226	1943/25	77.72
Brad Stanis	78	—/234	234/3	78.00
Jeff Connell	73	—/231	479/6	79.83
Chip Farrell	74	—/242	242/3	80.67
Team	288	595/884	7591/2	303.64

## 1997-98

### BIG EAST Conference Champion

*Coach: George Thomas*

*Captain: Bryan Weeks*

Tournament (par)	Finish (field)
Air Force Invitational (72)	896, 12th (23)
<b>Top Finisher:</b> Todd Vernon (221, T-24th)	

Iowa Intercollegiate (72)	930, 11th (12)
<b>Top Finisher:</b> Bryan Weeks (228, T-15th)	
BIG EAST Championship (72)	595, 1st (9)
<b>Top Finisher:</b> Todd Vernon (141, 1st)	
Legends of Indiana (72)	873, 10th (18)
<b>Top Finisher:</b> Jeff Connell (217, T-21st)	
Louisville Intercollegiate (72)	624, 16th (23)
<b>Top Finisher:</b> Brad Hardin (153, T-30th)	
Golden Ocala Invitational (72)	892, 5th (18)
<b>Top Finisher:</b> Todd Vernon (220, T-7th)	
Butler Spring Invitational (71)	584, 1st (16)
<b>Top Finisher:</b> Bryan Weeks (142, 1st)	
Kentucky Invitational (72)	888, 2nd (20)
<b>Top Finisher:</b> Willie Kent (218, T-4th)	
Marshall Invitational (71)	878, 8th (20)
<b>Top Finisher:</b> Jeff Connell (209, T-2nd)	
Ohio St. Intercollegiate (72)	895, 6th (16)
<b>Top Finishers:</b> Kent/Vernon (221, T-14th)	

Player	Rd	36/54	Str/Rds	Avg
Willie Kent	69	147/218	1037/14	74.07
Todd Vernon	70	141/220	2014/27	74.59
Bryan Weeks	69	143/217	2037/27	75.44
Jeff Connell	69	148/209	2038/27	75.48
Brad Hardin	71	151/223	1842/24	76.75
Brad Stanis	71	148/218	1232/16	77.00
Adam Limbach	77	—/235	235/3	78.33
Team	283	584/873	8055/27	298.33

## 1998-99

### Coach: George Thomas

*Captains: Brad Hardin, Todd Vernon*

Tournament (par)	Finish (field)
Air Force Invitational (72)	880, 7th (24)
<b>Top Finisher:</b> Jeff Connell (219, T-26th)	
Iowa Intercollegiate (71)	886, 3rd (12)
<b>Top Finisher:</b> Willie Kent (216, T-1st)	
Legends of Indiana (72)	893, 8th (18)
<b>Top Finisher:</b> Kyle Monfort (217, T-10th)	
Louisville Intercollegiate (72)	609, 2nd (20)
<b>Top Finisher:</b> Brad Hardin (148, T-2nd)	
BIG EAST Championship (71)	617, 2nd (9)
<b>Top Finisher:</b> Willie Kent (148, 2nd)	
Golden Ocala Invitational (72)	599, 8th (18)
<b>Top Finisher:</b> Willie Kent (138, 1st)	
Dr. Pepper Intercollegiate (72)	918, 14th (19)
<b>Top Finisher:</b> Steve Ratay (227, T-41st)	
Kentucky Invitational (72)	881, 2nd (18)
<b>Top Finisher:</b> Jeff Connell (212, T-2nd)	
Marshall Invitational (71)	896, 4th (20)
<b>Top Finisher:</b> Brad Hardin (216, 2nd)	
Ohio St. Intercollegiate (72)	925, 9th (15)
<b>Top Finisher:</b> Willie Kent (226, T-13th)	
Kent Cobra Collegiate (70)	866, 7th (19)
<b>Top Finisher:</b> Kent/Vernon (215, T-15th)	
Michigan Invitational (71)	902, 15th (18)
<b>Top Finisher:</b> Todd Vernon (220, 17th)	

Player	Rd	36/54	Str/Rds	Avg
Willie Kent	67	138/214	2467/33	74.76
Kyle Monfort	68	152/217	972/13	74.77
Brad Hardin	71	148/216	2469/33	74.81
Jeff Connell	71	153/212	2345/31	75.65
Todd Vernon	72	153/214	2524/33	76.49
Steve Ratay	74	167/226	1332/17	78.35

Chris Whitten	77	158/246	404/5	79.00
Team	287	609/866	9872/33	299.15

## 1999-2000

*Coach: George Thomas*

*Captain: Todd Vernon*

Tournament (par)	Finish (field)
Air Force Invitational (72)	868, 1st (24)
<b>Top Finisher:</b> Todd Vernon (212, 3rd)	
Legends of Indiana (72)	878, 1st (16)
<b>Top Finisher:</b> Steve Ratay (214, 1st)	
Xavier Invitational (71)	872, 3rd (19)
<b>Top Finisher:</b> Steve Ratay (213, T-5th)	
Louisville Intercol. (72)	593, 1st (18)
<b>Top Finisher:</b> Steve Ratay (143, 2nd)	
Treasure Coast Classic (72)	918, 2nd (15)
<b>Top Finisher:</b> Jeff Connell (223, 5th)	
Kentucky Invitational (72)	907, 10th (16)
<b>Top Finisher:</b> Todd Vernon (218, T-4th)	
Marshall Invitational (71)	892, 7th (20)
<b>Top Finisher:</b> Jeff Connell (220, T-11th)	
Ohio St. Intercollegiate (72)	925, 13th (17)
<b>Top Finisher:</b> Todd Vernon (230, T-33rd)	
Akron Intercollegiate (72)	905, 7th (20)
<b>Top Finisher:</b> Todd Vernon (221, T-10th)	
BIG EAST Championship (71)	594, 3rd (9)
<b>Top Finisher:</b> Alex Kent (145, T-5th)	

Player	Rd	36/54	Str/Rds	Avg
Todd Vernon	66	149/212	2077/28	74.18
Steve Ratay	70	143/213	2087/28	74.54
Alex Kent	68	145/217	2109/28	75.32
Jeff Connell	67	152/219	2040/27	75.56
Brandon Lunke	70	—/231	231/3	77.00
Adam Anderson	72	152/225	1933/25	77.26
Chris Whitten	75	—/233	467/6	77.32
Pat Schaffler	78	—/238	238/3	79.33
Team	275	593/866	8352/28	298.29

## 2000-01

*Coach: George Thomas*

*Captain: Steve Ratay*

Tournament (par)	Finish (field)
Wisconsin Invitational (72)	881, 4th (15)
<b>Top Finisher:</b> Steve Ratay (212, T-1st)	
PSINET Collegiate (72)	922, 9th (12)
<b>Top Finisher:</b> Steve Ratay (225, T-14th)	
Northern Intercollegiate (72)	908, 11th (18)
<b>Top Finisher:</b> Steve Ratay (221, T-8th)	
Legends of Indiana (72)	873, 12th (13)
<b>Top Finisher:</b> Alex Kent (210, 4th)	
El Diablo Intercollegiate (72)	605, T-18th (24)
<b>Top Finisher:</b> Alex Kent (148, T-32nd)	
UK-Johnny Owens Invitational (72)	896, 9th (15)
<b>Top Finisher:</b> Alex Kent (220, T-10th)	
Marshall Invitational (71)	880, 13th (19)
<b>Top Finisher:</b> Alex Kent (216, T-19th)	
Kepler Intercollegiate (72)	913, T-8th (17)
<b>Top Finisher:</b> Kyle Monfort (226, T-19th)	
FirstEnergy Intercollegiate (70)	585, T-3rd (19)
<b>Top Finisher:</b> Steve Ratay (142, T-2nd)	
BIG EAST Championship (70)	902, 5th (6)
<b>Top Finisher:</b> Steve Ratay (215, T-1st)	

Player	Rd	36/54	Str/Rds	Avg
Steve Ratay	70	142/212	2063/28	73.68
Alex Kent	67	147/210	2077/28	74.18
Kyle Monfort	69	153/223	1212/16	75.75
Gavin Ferlic	74	NA/225	460/6	76.67
Brandon Lunke	71	143/220	1304/17	76.71
Pat Schaffler	72	151/220	1922/25	76.88
Peter Rivas	72	162/220	1321/17	77.71
Adam Anderson	74	NA/228	468/6	78.00
Team	288	585/873	8365/28	298.75

## 2001-02

*Coach: John Jasinski*  
*Captain: Steve Ratay*

Tournament (par)	Finish (field)
Yestingsmeier Invitational (72)	908, 19th (19)
<b>Top Finisher:</b> Chris Whitten (222, T-42nd)	
Wolverine Invitational (71)	594, 8th (20)
<b>Top Finisher:</b> Brandon Lunke (142, T-3rd)	
Xavier Invitational (71)	873, T-8th (19)
<b>Top Finisher:</b> Steve Ratay (210, 4th)	
The Tillinghast (72)	614, 15th (24)
<b>Top Finisher:</b> Steve Ratay (144, T-8th)	
Ron Smith Invitational (71)	908, 11th (18)
<b>Top Finisher:</b> Steve Ratay (148, T-20th)	
Treasure Cove Classic (72)	610, 7th (19)
<b>Top Finisher:</b> Steve Ratay (140, 2nd)	
El Diablo Invitational (72)	918, 17th (20)
<b>Top Finisher:</b> Steve Ratay (217, T-4th)	
Pepsi-Cola Invitational (72)	917, 7th (13)
<b>Top Finisher:</b> Steve Ratay (223, T-13th)	
UK-Owens Invitational (72)	893, T-14th (18)
<b>Top Finisher:</b> Steve Ratay (217, T-16th)	
Marshall Invitational (71)	900, T-11th (20)
<b>Top Finisher:</b> Steve Ratay (220, T-16th)	
BIG EAST Championship (70)	882, 2nd (6)
<b>Top Finisher:</b> Steve Ratay (215, T-2nd)	
Spartan Invitational (72)	921, T-12th (15)
<b>Top Finisher:</b> Ryan Marshall (224, T-15th)	

Player	Rd	36/54	Str/Rds	Avg
Steve Ratay	66	140/210	2337/32	73.03
Ryan Marshall	69	155/217	1753/23	76.22
K.C. Wiseman	73	151/226	1538/20	76.90
Steve Colnitis	72	149/230	1849/24	77.04
Brandon Lunke	69	142/220	1775/23	77.17
Chris Whitten	72	150/222	1781/23	77.43
Bill McCaughan	73	157/223	624/8	78.00
Gavin Ferlic	76	165/223	398/5	79.60
Kevin Ricci	74	153/229	799/10	79.90
Andrew Kent	79	160/—	160/2	80.00
Mike Hastings	90	180/—	180/2	90.00
Team	283	594/873	9639/32	301.22

## 2002-03

*Coach: John Jasinski*  
*Captain: Brandon Lunke*

Tournament (par)	Finish (field)
Inverness Intercollegiate (71)	924, 14th (15)
<b>Top Finisher:</b> Eric Deutsch (225, T-22nd)	
Kansas Invitational (72)	904, 9th (14)
<b>Top Finisher:</b> Scott Gustafson (219, T-17th)	
Lexus Golf Classic (72)	885, T-9th (18)
<b>Top Finisher:</b> Brandon Lunke (213, T-5th)	

SMU/Stonebridge Invitational (72)	873, 5th (14)
<b>Top Finisher:</b> Tommy Balderston (213, T-5th)	
Nelson Invitational (71)	877, 12th (18)
<b>Top Finisher:</b> Mark Baldwin (211, T-11th)	
Big Red Classic (72)	584, 8th (18)
<b>Top Finisher:</b> Eric Deutsch (145, T-18th)	
Conrad Rehling Invitational (71)	912, 12th (13)
<b>Top Finisher:</b> Scott Gustafson (224, T-36th)	
UK-Johnny Owens Invitational (72)	933, 11th (15)
<b>Top Finisher:</b> Scott Gustafson (225, T-6th)	
Border Olympics (72)	885, 14th (20)
<b>Top Finisher:</b> Eric Deutsch (219, T-28th)	
Kepler Intercollegiate (72)	936, T-13th (18)
<b>Top Finisher:</b> Brandon Lunke (230, T-30th)	
BIG EAST Championship (70)	891, 2nd (6)
<b>Top Finisher:</b> Scott Gustafson (221, T-2nd)	
Fossum/TaylorMade Classic (72)	901, 10th (14)
<b>Top Finisher:</b> Brandon Lunke (217, T-13th)	

Player	Rd	36/54	Str/Rds	Avg
Scott Gustafson	69	145/219	2401/32	75.03
Brandon Lunke	69	147/213	2178/29	75.10
Mark Baldwin	67	152/211	2191/29	75.55
Tommy Balderston	69	147/213	1973/26	75.88
Eric Deutsch	68	145/216	2204/29	76.00
Ryan Marshall	72	154/226	620/8	77.50
Bill McCaughan	72	—/225	701/9	77.89
Gavin Ferlic	73	—/228	702/9	78.00
Daniel Klauer	75	—/234	234/3	78.00
K.C. Wiseman	76	—/231	705/9	78.33
Team	284	584/873	10505/35	300.14

## 2003-04

*BIG EAST Conference Champion*

*Coach: John Jasinski*  
*Captain: Gavin Ferlic*

Tournament (par)	Finish (field)
Inverness Intercollegiate (71)	934, 15th (15)
<b>Top Finisher:</b> Scott Gustafson (232, T-46th)	
Windon Memorial Classic (72)	909, T-15th (17)
<b>Top Finisher:</b> Scott Gustafson (217, T-11th)	
SMU/Stonebridge Invitational (72)	882, 1st (17)
<b>Top Finisher:</b> Scott Gustafson (210, 3rd)	
The Tillinghast (70)	592, 2nd (13)
<b>Top Finisher:</b> Shane Sigsbee (146, T-3rd)	
Nelson Invitational (71)	863, T-12th (15)
<b>Top Finisher:</b> Cole Isban (212, T-18th)	
Rice Intercollegiate (72)	900, T-2nd (14)
<b>Top Finisher:</b> Tommy Balderston (218, T-4th)	
Cleveland Golf Collegiate Classic (71)	918, 17th (17)
<b>Top Finisher:</b> Scott Gustafson (216, T-14th)	
Conrad Rehling Invitational (72)	906, 9th (13)
<b>Top Finisher:</b> Scott Gustafson (219, T-11th)	
Augusta St. Invitational (72)	892, T-14th (18)
<b>Top Finisher:</b> Mark Baldwin (218, T-18th)	
Boilermaker Invitational (72)	908, 15th (18)
<b>Top Finisher:</b> Scott Gustafson (221, T-27th)	
BIG EAST Championship (70)	876, 1st (6)
<b>Top Finishers:</b> Balderston/Isban (218, T-3rd)	
Fossum/TaylorMade (72)	945, 14th (14)
<b>Top Finisher:</b> Adam Gifford (230, T-41st)	
NCAA Central Regional (72)	
(West Lafayette, Ind.)	914, 12th (27)
<b>Top Finisher:</b> Eric Deutsch (226, T-27th)	

Player	Rd	36/54	Str/Rds	Avg
Scott Gustafson	68	154/210	2598/35	74.23
Cole Isban	69	150/212	2558/34	75.24
Tommy Balderston	68	153/214	2425/32	75.78
Eric Deutsch	69	149/219	2230/29	76.90
Mark Baldwin	70	148/218	2232/29	76.97
Adam Gifford	76	—/230	464/6	77.33
Shane Sigsbee	70	146/213	1475/19	77.63
Daniel Klauer	74	—/234	713/9	79.22
Steve Colnitis	75	—/241	241/3	80.33
Gavin Ferlic	78	—/240	490/6	81.67
K.C. Wiseman	82	—/250	250/3	83.33
Team	286	592/863	11439/38	301.03

## 2004-05

*BIG EAST Conference Champion*

*Coaches: John Jasinski (fall), Jim Kubinski (spring)*  
*Captains: Steve Colnitis, Scott Gustafson,*

*K.C. Wiseman*

Tournament (par)	Finish (field)
Inverness Intercollegiate (71)	894, T-5th (13)
<b>Top Finishers:</b> Gustafson/Deutsch (223, T-17th)	
ND Invitational/Cent. Reg. Prev. (70)	892, 6th (15)
<b>Top Finisher:</b> Cole Isban (216, T-4th)	
Windon Memorial Classic (71)	906, T-14th (18)
<b>Top Finisher:</b> Greg Rodgers (220, T-19th)	
Nelson Invitational (69)	854, 9th (16)
<b>Top Finishers:</b> Deutsch/Isban (213, T-21st)	
Prestige at PGA WEST (72)	934, T-10th (16)
<b>Top Finisher:</b> Cole Isban (219, 2nd)	
NOKIA Sugar Bowl Invitational (72)	893, 1st (14)
<b>Top Finisher:</b> Cole Isban (221, T-5th)	
Irish Spring Invitational (72)	919, T-4th (13)
<b>Top Finisher:</b> Greg Rodgers (228, T-14th)	
Gen. Jim Hackler Invitational (72)	891, 2nd (12)
<b>Top Finisher:</b> Shane Sigsbee (215, T-2nd)	
Augusta St. Invitational (72)	925, 7th (18)
<b>Top Finisher:</b> Cole Isban (228, T-15th)	
vs. TCU (70)	L, 581-563
<b>Top Finisher:</b> Mark Baldwin (137)	
Aggie Invitational (72)	919, 14th (14)
<b>Top Finisher:</b> Cole Isban (221, 17th)	
BIG EAST Championship (70)	311, 1st (6)
<b>Top Finisher:</b> Mark Baldwin (75, 1st)	
NCAA Central Regional (70)	
(Notre Dame, Ind.)	877, T-13th (27)
<b>Top Finisher:</b> Eric Deutsch (215, T-20th)	

Player	Rd	36/54	Str/Rds	Avg
Cole Isban	68	146/213	2670/36	74.17
Mark Baldwin	63	137/214	2248/30	74.93
Adam Hoyer	73	153/223	376/5	75.20
Eddie Peckels	70	148/215	1055/14	75.36
Adam Gifford	72	147/222	829/11	75.36
Tommy Balderston	67	149/213	1282/17	75.41
Mike King	68	147/214	1822/24	75.92
Eric Deutsch	68	145/213	2286/30	76.20
Daniel Klauer	74	—/226	686/9	76.22
K.C. Wiseman	69	150/223	1301/17	76.53
Greg Rodgers	69	154/216	2223/29	76.66
Shane Sigsbee	68	154/212	1767/23	76.83
Scott Gustafson	71	147/223	2330/30	77.67
Federico Salazar	72	—/234	473/6	78.83

# 14 YEAR-BY-YEAR RESULTS

Steve Colnitis	75	156/236	635/8	79.38
Team	279	581/854	10796/36	299.89

## 2005-06

### BIG EAST Conference Champion

Coach: **Jim Kubinski**

<b>Captains: Mark Baldwin, Scott Gustafson, Cole Isban</b>				
<b>Tournament (par)</b>			<b>Finish (field)</b>	
Gopher Invitational (72)	893, 5th (12)			
<b>Top Finisher:</b> Scott Gustafson (218, T-6th)				
Shoal Creek Intercollegiate (72)	872, 6th (15)			
<b>Top Finisher:</b> Cole Isban (210, T-1st)				
Coca-Cola Duke Classic (72)	865, 6th (15)			
<b>Top Finisher:</b> Mark Baldwin (210, T-6th)				
Prestige at PGA WEST (72)	880, T-5th (18)			
<b>Top Finisher:</b> Scott Gustafson (214, T-3rd)				
CordeValle Collegiate (72)	DQ (16)			
<b>Top Finisher:</b> Eddie Peckels (220, T-34th)				
Lexus Naples Intercollegiate (72)	872, 5th (13)			
<b>Top Finisher:</b> Mark Baldwin (210, T-4th)				
Gen. Jim Hackler Invitational (72)	896, T-11th (15)			
<b>Top Finisher:</b> Scott Gustafson (215, T-5th)				
Border Olympics (72)	888, 8th (16)			
<b>Top Finisher:</b> Mark Baldwin (219, T-17th)				
Augusta St. Invitational (72)	889, T-11th (15)			
<b>Top Finisher:</b> Cole Isban (216, T-13th)				
Boilermaker Invitational (72)	900, 3rd (12)			
<b>Top Finishers:</b> Isban/Sandman (220, T-2nd)				
BIG EAST Championship (72)	842, 1st (12)			
<b>Top Finisher:</b> Mark Baldwin (212, T-5th)				
The Maxwell (70)	853, 6th (11)			
<b>Top Finisher:</b> Mark Baldwin (211, T-16th)				
NCAA East Regional (72)	897, 17th (27)			
<b>Top Finisher:</b> Cole Isban (224, T-52nd)				

Player	Rd	54	Str/Rds	Avg
Cole Isban	67	210	2627/36	72.97
Mark Baldwin	66	210	2634/36	73.17
Tommy Balderston	68	215	586/8	73.25
Eddie Peckels	70	220	220/3	73.33
Josh Sandman	69	217	1101/5	73.40
Scott Gustafson	67	211	2647/36	73.53
Mike King	68	220	1595/21	75.95
Eric Deutsch	73	222	1150/15	76.67
Greg Rodgers	74	224	1151/15	76.73
Adam Gifford	76	237	237/3	79.00
Team	272	842	10547/36	292.97

## 2006-07

Coach: **Jim Kubinski**

Captains: **Adam Gifford, Cole Isban**

<b>Tournament (par)</b>					<b>Finish (field)</b>	
Gopher Invitational (72)	918, 9th (12)					
<b>Top Finishers:</b> Isban/Sandman (227, T-19th)						
Fighting Irish Gridiron Classic (70)	889, 2nd (12)					
<b>Top Finisher:</b> Cole Isban (214, T-2nd)						
Prestige at PGA WEST (72)	879, 7th (15)					
<b>Top Finisher:</b> Josh Sandman (213, T-10th)						
CordeValle Collegiate (72)	869, 11th (17)					
<b>Top Finisher:</b> Cole Isban (213, T-19th)						
Aloha Purdue College Invitational (70)	874, 8th (9)					
<b>Top Finisher:</b> Josh Sandman (215, T-14th)						

John Hayt College Invitational (72)	920, T-13th (15)					
<b>Top Finisher:</b> Cole Isban (225, T-22nd)						
Triumph at Pauma Valley (71)	863, 2nd (16)					
<b>Top Finisher:</b> Doug Fortner (212, T-4th)						
Border Olympics (72)	865, 6th (15)					
<b>Top Finisher:</b> Cole Isban (209, 5th)						
Augusta St. Invitational (72)	883, 17th (18)					
<b>Top Finisher:</b> Adam Gifford (214, T-8th)						
Boilermaker Invitational (72)	610, T-8th (15)					
<b>Top Finisher:</b> Cole Isban (150, T-15th)						
Kepler Intercollegiate (71)	628, 11th (16)					
<b>Top Finisher:</b> Cole Isban (155, T-32nd)						
BIG EAST Championship (72)	856, 2nd (12)					
<b>Top Finishers:</b> Gifford/Isban (213, T-5th)						
Player	Rd	36/54	Str/Rds	Avg		
Cole Isban	66	150/209	2472/34	72.71		
Josh Sandman	66	152/213	2513/34	73.91		
Adam Gifford	69	155/213	2540/34	74.71		
C. Santos-Ocampo	70	150/222	830/11	75.45		
Shane Sigbee	72	147/232	379/5	75.80		
Eddie Peckels	69	156/219	1980/26	76.15		
Greg Rodgers	69	154/217	1448/19	76.21		
Kyle Willis	72	—/224	460/6	76.67		
Doug Fortner	69	166/212	2147/28	76.68		
Mike King	71	147/235	785/10	78.50		
Olavo Batista	77	160/239	677/8	84.63		
Team	278	610/856	10054/34	295.71		

## 2007-08

Coach: **Jim Kubinski**

Captains: **Mike King, Eddie Peckels, Greg Rodgers**

<b>Tournament (par)</b>					<b>Finish (field)</b>	
Gopher Invitational (72)	891, T-4th (12)					
<b>Top Finisher:</b> Greg Rodgers (219, T-7th)						
Fighting Irish Gridiron Classic (70)	882, T-8th (12)					
<b>Top Finisher:</b> Doug Fortner (210, T-2nd)						
Coca-Cola Duke Classic (72)	857, 3rd (15)					
<b>Top Finishers:</b> Hock/Sandman (213, T-11th)						
Mason Rudolph Intercollegiate (71)	292, T-8th (18)					
<b>Top Finisher:</b> Tyler Hock (71, T-13th)						
UNCG Bridgestone Championship (72)	878, 9th (15)					
<b>Top Finisher:</b> Josh Sandman (217, T-15th)						
John Hayt College Invitational (72)	903, 15th (15)					
<b>Top Finishers:</b> Fortner/Sandman (224, T-29th)						
USC Collegiate Invitational (71)	925, 12th (14)					
<b>Top Finisher:</b> Josh Sandman (220, T-3rd)						
Schenkel E-Z-GO Invitational (72)	888, T-12th (18)					
<b>Top Finisher:</b> Josh Sandman (212, T-6th)						
National Invitational Tournament (72)	883, T-10th (15)					
<b>Top Finisher:</b> Josh Sandman (214, T-10th)						
Irish Invitational (70)	570, 2nd (9)					
<b>Top Finisher:</b> Eddie Peckels (139, T-1st)						
BIG EAST Championship (72)	889, 4th (12)					
<b>Top Finisher:</b> Doug Fortner (219, T-4th)						
NCAA Central Regional (71)	859, 1st (12)					
<b>Top Finisher:</b> Josh Sandman (229, T-65th)						
Player	Rd	36/54	Str/Rds	Avg		
Josh Sandman	68	141/212	2422/33	73.39		
Jeff Chen	71	146/219	809/11	75.55		
Doug Fortner	68	146/210	2210/30	73.67		
C. Santos-Ocampo	68	143/221	1498/20	74.90		
Kyle Willis	71	152/218	1128/15	75.20		

Tyler Hock	68	142/213	1582/21	75.33
Dustin Zhang	69	141/219	1284/17	75.53
Greg Rodgers	69	146/214	1821/24	75.88
Eddie Peckels	68	139/220	1519/20	75.95
Connor Alan-Lee	69	143/225	1299/17	76.41
Mike King	73	151/226	688/9	76.44
Olavo Batista	70	149/220	843/11	76.64
Team	282	570/857	8858/30	295.27

## 2008-09

Coach: **Jim Kubinski**

Captains: **Josh Sandman, Olavo Batista**

<b>Tournament (par)</b>					<b>Finish (field)</b>	
USF Olympic Club Intercollegiate (71)	889, 10th (15)					
<b>Top Finisher:</b> Tyler Hock (218, T-16th)						
Saint Mary's Invitational (71)	869, 7th (17)					
<b>Top Finisher:</b> Doug Fortner (212, T-6th)						
Fighting Irish Gridiron Classic (70)	911, 15th (16)					
<b>Top Finishers:</b> Doug Fortner (225, T-34th)						
The Prestige at PGA WEST (72)	901, 10th (16)					
<b>Top Finisher:</b> Zhang/Alan-Lee (228, T-35th)						
UNCG Bridgestone Championship (72)	890, T-7th (14)					
<b>Top Finisher:</b> Max Scodro (213, T-1st)						
Palmas Del Mar Intercollegiate (72)	876, 2nd (10)					
<b>Top Finishers:</b> Doug Fortner (215, T-4th)						
Border Olympics (72)	891, 5th (16)					
<b>Top Finishers:</b> Jeff Chen (221, T-11th)						
Schenkel E-Z-GO Invitational (72)	912, 18th (18)					
<b>Top Finisher:</b> Jeff Chen (224, T-50th)						
Spring Break Championship (71)	892, 10th (14)					
<b>Top Finisher:</b> Tom Usher (221, T-27th)						
Robert Kepler Intercollegiate (71)	929, 10th (13)					
<b>Top Finisher:</b> Doug Fortner (227, T-18th)						
BIG EAST Championship (72)	873, 4th (12)					
<b>Top Finisher:</b> Doug Fortner (210, T-2nd)						

Player	Rd	36/54	Str/Rds	Avg
Doug Fortner	66	-/210	2450/33	74.24
Jeff Chen	72	-/218	1786/24	74.42
Max Scodro	67	-/213	2167/29	74.72
Tyler Hock	72	-/218	675/9	75.00
Connor Alan-Lee	68	-/220	2201/29	75.90
Tom Usher	70	-/221	1143/15	76.20
Dustin Zhang	68	-/223	1984/26	76.31
C. Santos-Ocampo	72	-/219	1379/18	76.61
Olavo Batista	73	-/231	936/12	78.00
Chris Walker	70	-/222	1329/17	78.18
Kyle Willis	74	-/240	399/5	79.80
Team	284	-/869	9833/33	297.97

## 2009-10

Coach: **Jim Kubinski**

Captains: **Josh Sandman, Olavo Batista**

<b>Tournament (par)</b>					<b>Finish (field)</b>	
The Gopher Invitational (72)	881, 6th (12)					
<b>Top Finisher:</b> Josh Sandman (216, T-7th)						
Mason Rudolph Championship (71)	562, 5th (17)					
<b>Top Finisher:</b> Doug Fortner (138, T-7th)						
Fighting Irish Gridiron Classic (70)	870, 1st (15)					
<b>Top Finisher:</b> Josh Sandman (212, 1st)						
The Prestige at PGA WEST (72)	895, 11th (13)					
<b>Top Finisher:</b> Max Scodro (221, T-26th)						
UNCG Bridgestone Collegiate (72)	888, 15th (15)					
<b>Top Finisher:</b> Max Scodro (219, T-32nd)						



The Match Play (71)	2nd (11)
ND Wins: GU, UConn; ND Loss: UofL	
Battle At The Beach (71)	1096, 11th (13)
<b>Top Finisher:</b> Max Scodro (214, T-22nd)	
Border Olympics (72)	901, 9th (16)
<b>Top Finishers:</b> Fortner/Scodro (225, T-35th)	
Bandon Dunes Championship (71)	622, 1st (6)
<b>Top Finisher:</b> Doug Fortner (150, 1st)	
FAU Spring Break Championship (71)	885, 12th (16)
<b>Top Finisher:</b> Doug Fortner (209, T-2nd)	
Battle At The Warren (70)	292, 1st (2)
<b>Top Finishers:</b> Fortner/Usher (69, T-1st)	
BIG EAST Championship (71)	874, 2nd (12)

<b>Top Finishers:</b> Scodro*/Usher* (215, T-1st)				
Player	Rd	54	Str/Rds	Avg
Doug Fortner	64	209	1920/26	73.85
Max Scodro	69	214	1997/27	73.96
Josh Sandman	66	212	2167/29	74.72
C. Santos-Ocampo	71	220	898/12	74.83
Tom Usher	69	215	1201/16	75.06
Chris Walker	70	222	1956/26	75.23
Connor Alan-Lee	69	224	1130/15	75.33
Jeff Chen	71	223	1363/18	75.72
Kyle Willis	73	227	306/4	76.50
Paul McNamara	74	233	310/4	77.50
Olavo Batista	75	234	317/4	79.25
Dustin Zhang	74	235	315/4	78.75
Team	277	868	8538/29	294.41

\* - Lost on first hole of play in sudden victory playoff

## 2010-11

### BIG EAST Conference Champion

**Coach: Jim Kubinski**

<b>Captains: Connor Alan-Lee, Jeff Chen, Dustin Zhang</b>				
Tournament (par)	Finish (field)			
The Invitational at Kiawah (72)	879, 2nd (12)			
<b>Top Finisher:</b> Niall Platt (217, T-2nd)				
Fighting Irish Gridiron Classic (70)	859, 2nd (14)			
<b>Top Finisher:</b> Tom Usher (212, T-7th)				
The Firststone Invitational (72)	850, 2nd (13)			
<b>Top Finisher:</b> Max Scodro (209, 3rd)				
Lone Star Invitational (72)	862, 2nd (12)			
<b>Top Finishers:</b> Niall Platt & Chris Walker (213, T-3rd)				
St. Mary's Invitational (72)	861, 1st (15)			
<b>Top Finisher:</b> Tom Usher (212, 1st)				
The Match Play	T-5th			
Notre Dame vs. Yale Cup	607, 2nd (2)			
<b>Top Finisher:</b> Paul McNamara (149)				
Schenkel Invitational (72)	888, 12th			
<b>Top Finisher:</b> Tom Usher (218, T-20th)				
LSU National Invitational (72)	917, 8th			
<b>Top Finisher:</b> Paul McNamara (227, T-19th)				
Battle at The Warren (70)	281, 1st			
<b>Top Finishers:</b> Jeff Chen & Max Scodro (69, T-2nd)				
BIG EAST Championship (71)	876, 1st (12)			
<b>Top Finisher:</b> Max Scodro (212, 1st)				
NCAA Southeast Regional (72)	865, 9th (14)			
<b>Top Finisher:</b> Niall Platt (210, T-10th)				
Player	Rd	54	Str/Rds	Avg
Max Scodro	67	209	2199/30	73.30
Niall Platt	65	210	2202/30	73.40
Chris Walker	67	213	2218/30	73.93

Paul McNamara	67	216	2006/27	74.30
Tom Usher	68	212	1718/23	74.70
Ryan Coughlin	71	225	225/3	75.00
Jeff Chen	69	219	755/10	75.50
Connor Alan-Lee	69	224	982/13	75.54
Andrew Lane	73	228	690/9	76.67
Andrew Carreon	75	227	309/4	77.25
Dustin Zhang	75	244	321/4	80.25
Team	280	850	8745/30	291.50

## 2011-12

### BIG EAST Conference Champion

**Coach: Jim Kubinski**

<b>Captains: Max Scodro, Tom Usher, Chris Walker</b>				
Tournament (par)	Finish (field)			
Gopher Invite (72)	884, 3rd (14)			
<b>Top Finisher:</b> Max Scodro (219, T-6th)				
Fighting Illini Invitational (70)	883, T-8th (15)			
<b>Top Finisher:</b> Max Scodro (216, T-12th)				
Fighting Irish Golf Classic (70)	880, 5th (12)			
<b>Top Finisher:</b> Max Scodro (213, 4th)				
The Invite at Kiawah (72)	893, 7th (12)			
<b>Top Finisher:</b> Max Scodro (216, T-7th)				
Royal Oaks Intercollegiate (71)	865, 11th (14)			
<b>Top Finisher:</b> Niall Platt (212, T-19th)				
The Match Play	1st			
Schenkel Invitational	882, 12th (4)			
<b>Top Finisher:</b> Max Scodro (212, T-13th)				
Linger Longer Invitational (72)	882, 6th (12)			
<b>Top Finisher:</b> Max Scodro (211, T-4th)				
All-American Intercollegiate (72)	887, T-13th (15)			
<b>Top Finisher:</b> Max Scodro (218, T-29th)				
Battle at the Warren (71)	564, 1st (5)			
<b>Top Finisher:</b> Tom Usher (140, 1st)				
BIG EAST Championship (72)	852, 1st (12)			
<b>Top Finisher:</b> Max Scodro (210, 1st)				
NCAA Central Regional (71)	859, T-6th (13)			
<b>Top Finisher:</b> Max Scodro (208, T-7th)				
Player	Rd	54	Str/Rds	Avg
Max Scodro	68	208	2280/32	71.25
Andrew Carreon	68	218	368/5	73.60
Niall Platt	68	212	2362/32	73.81
Chris Walker	68	212	2378/32	74.31
Ryan Coughlin	71	227	372/5	74.40
Paul McNamara	66	213	2389/32	74.66
Tom Usher	65	217	2200/29	75.86
Andrew Lane	70	216	1066/14	76.14
Tyler Wingo	75	227	382/5	76.40
Edward Hjerpe	75	233	388/5	77.60
Patrick Grahek	75	231	391/5	78.20
Peyton Vitter	76	240	395/5	79.00
Team	278	852	9331/32	291.59

## 2012-13

**Coach: Jim Kubinski**

<b>Captains: Paul McNamara, Andrew Carreon, Niall Platt</b>				
Tournament (par)	Finish (field)			
Tar Heel Intercollegiate (72)	887, 9th (14)			
<b>Top Finisher:</b> Paul McNamara (221, T-27th)				
Macdonald Cup (70)	569, 4th (15)			
<b>Top Finisher:</b> Niall Platt (138, 1st)				
Fighting Irish Gridiron Golf Classic (71)	885, 8th (12)			
<b>Top Finisher:</b> Paul McNamara (219, T-15th)				

Georgetown Intercollegiate (71)	865, 2nd (12)
<b>Top Finisher:</b> Paul McNamara (214, T-6th)	
Schenkel Invitational (72)	900, 15th (15)
<b>Top Finisher:</b> Paul McNamara (220, T-22nd)	
C & F Bank Intercollegiate	285, T-5th (31)
<b>Top Finisher:</b> Cory Scupider (67, T-1st)	
Irish Creek Collegiate (71)	895, 15th (17)
<b>Top Finisher:</b> Andrew Lane (222, T-35th)	
Hawkeye - Great River Ent. Invite (72)	901, 11th (12)
<b>Top Finisher:</b> Niall Platt (220, T-11th)	
BIG EAST Championship (72)	864, 3rd (12)
<b>Top Finisher:</b> Cory Scupider (211, 3rd)	

Player	Rd	54	Str/Rds	Avg
Niall Platt	68	214	1762/24	73.41
Paul McNamara III	69	214	1770/24	73.75
Andrew Carreon	73	219	443/6	73.83
Cory Scupider	67	211	1184/16	74.00
Andrew Lane	68	217	1791/24	74.62
Tyler Wingo	69	212	1581/21	75.29
Zach Toste	71	222	456/6	76.00
Patrick Grahek	73	222	684/9	76.00
David Lowe	72	226	684/9	76.00
Peyton Vitter	70	220	1068/14	76.28
Edward Hjerpe	77	234	234/3	78.00
Team	280	864	7055/24	293.95

## 2013-14

**Coach: Jim Kubinski**

<b>Captains: Andrew Carreon, Andrew Lane, Niall Platt</b>				
Tournament (par)	Finish (field)			
Gopher Invitational (71)	870, 7th (12)			
<b>Top Finisher:</b> Platt/Rushiton (210, T-6th)				
Fighting Irish Gridiron Golf Classic (71)	881, 7th (13)			
<b>Top Finisher:</b> Niall Platt (215, T-12th)				
Crooked Stick Intercollegiate (72)	912, 8th (14)			
<b>Top Finisher:</b> Niall Platt (223, T-15th)				
Georgetown Intercollegiate (71)	869, 2nd (12)			
<b>Top Finisher:</b> Niall Platt (212, T-4th)				
The Invitational at The Ocean Course (72)	909, T-11th (14)			
<b>Top Finisher:</b> Tyler Wingo (224, T-22nd)				
Lamkin San Diego Classic	890, 7th (13)			
<b>Top Finisher:</b> Niall Platt (218, T-13th)				
Talis Park Challenge (71)	908, 5th (14)			
<b>Top Finisher:</b> Niall Platt (217, T-3rd)				
Lone Star Invitational (72)	886, 13th (15)			
<b>Top Finisher:</b> Niall Platt (214, T-12th)				
Irish Creek Collegiate (71)	874, T-6th (16)			
<b>Top Finisher:</b> Niall Platt (209, T-2nd)				
Oak Hill Intercollegiate (70)	866, 1st (7)			
<b>Top Finisher:</b> Niall Platt (209, 1st)				
ACC Championship (72)	872, 7th (12)			
<b>Top Finisher:</b> Patrick Grahek (213, T-9th)				
NCAA Sugar Grove Regional (72)	---			
<b>Top Finisher:</b> Niall Platt (230, T-34th)				

Player	Rd	54	Str/Rds	Avg
Niall Platt	66	209	2601/36	72.25
Andrew Lane	70	215	665/9	73.89
Patrick Grahek	67	213	1998/27	74.00
Matthew Rushiton	67	210	2241/30	74.70
Peyton Vitter	74	227	227/3	75.67

# 14 YEAR-BY-YEAR RESULTS

Tyler Wingo	68	220	1593/21	75.86
Cory Sciuipider	66	222	2050/27	75.93
Liam Cox	70	225	1370/18	76.11
Zach Toste	73	233	233/3	77.67
Andrew Carreon	73	228	701/9	77.89
Blake Barens	72	226	1407/18	78.17
David Lowe	77	236	236/3	78.67
Team	280	866	9737/22	295.06

## 2014-15

**Coach: Jim Kubinski**

**Captains: None**

Tournament (par)	Finish (field)
Notre Dame Kickoff Challenge (71)	561, 1st (3)
<b>Top Finisher:</b> Patrick Grahek (136, T-1st)	
Gopher Invitational (71)	911, T-10th (15)
<b>Top Finisher:</b> Matthew Rushton (219, T-11th)	
Winton Memorial Classic (70)	870, 11th (15)
<b>Top Finisher:</b> Matthew Rushton (212, T-14th)	
Fighting Irish Golf Classic (71)	887, 7th (8)
<b>Top Finisher:</b> Cory Sciuipider (211, 2nd)	
Rod Myers Invitational (72)	596, 9th (12)
<b>Top Finisher:</b> Matthew Rushton (139, T-2th)	
Bridgestone Golf Collegiate (72)	903, 13th (13)
<b>Top Finisher:</b> Thomas Steve (223, T-27th)	
Jones Invitational (72)	907, 14th (15)
<b>Top Finisher:</b> Blake Barens (226, T-45th)	
Lamkin San Diego Classic (72)	912, 12th (14)
<b>Top Finisher:</b> Rushton/Barens (227, T-47th)	
Talis Park Challenge (71)	873, 10th (15)
<b>Top Finisher:</b> Barens/Steve (215, T-20th)	
Mason Rudolph Championship (71)	908, 11th (14)
<b>Top Finisher:</b> Matthew Rushton (222, T-27th)	
ACC Championship (72)	911, 11th (12)
<b>Top Finisher:</b> Blake Barens (227, T-43rd)	

Player	Rd	54	Str/Rds	Avg
Matthew Rushton	67	212	2289/31	73.24
Patrick Grahek	67	220	1411/19	74.26
Cory Sciuipider	66	211	1436/19	75.58
Thomas Steve	69	215	2122/28	75.79
Tyler Wingo	70	219	1517/20	75.85
Blake Barens	70	225	1901/25	76.04
David Lowe	75	231	623/8	77.88
Liam Cox	71	220	1559/20	77.95
Jens Verhey	70	234	234/3	78.00
Zach Toste	75	234	396/5	79.20
Team	280	866	9239/31	298.03

## 2015-16

**Coach: Jim Kubinski**

**Captains: None**

Tournament (par)	Finish (field)
Notre Dame Kickoff Challenge (71)	579, T-2nd (3)
<b>Top Finisher:</b> Matthew Rushton (136, 1st)	
Rod Myers Invitational (72)	911, 12th (14)
<b>Top Finisher:</b> Ben Albin (227, 41st)	
Fighting Irish Golf Classic (71)	850, T-1st (12)
<b>Top Finisher:</b> Blake Barens (210, T-2nd)	
Crooked Stick Intercollegiate (72)	935, 10th (12)
<b>Top Finisher:</b> Blake Barens (231, T-27th)	
Jerry Murray Invitational (72)	940, 3rd (3)
<b>Top Finisher:</b> Miguel Delgado (230, 3rd)	
Earl Yesingsmeier Match Play	2nd (8)
<b>Top Finisher:</b> n/a	
National Invitational Tournament (72)	877, 13th (14)
<b>Top Finisher:</b> Ben Albin (211, T-8th)	
Tiger Invitational (72)	906, 15th (18)
<b>Top Finisher:</b> Matthew Rushton (217, 11th)	
Border Olympics (72)	579, 10th (18)
<b>Top Finisher:</b> Albin/Rushton (141, T-14th)	
Clemson Invitational (72)	899, 8th (12)
<b>Top Finisher:</b> Matthew Rushton (218, T-9th)	
Battle at the Warren (71)	574, 1st (3)
<b>Top Finisher:</b> Ben Albin (141, 1st)	
ACC Championship (72)	883, 10th (12)
<b>Top Finisher:</b> Matthew Rushton (216, T-16th)	

Player	Rd	54	Str/Rds	Avg
Matthew Rushton	68	216	1977/27	73.22
Ben Albin	67	211	2224/30	74.13
Blake Barens	69	210	2253/30	75.10
Miguel Delgado	69	211	2289/30	76.30
Cory Sciuipider	75	234	622/8	77.75
Kevin Connors	70	227	1633/21	77.76
Liam Cox	70	232	1171/15	78.07
Zach Toste	73	236	782/10	78.20
Jens Verhey	73	226	626/8	78.25
Thomas Steve	72	224	1253/16	78.31
Team	281	860	8933/30	297.77



## All-Time

### Notre Dame Coaches

Rev. George Holderith, C.S.C.	1933-61
Rev. Clarence Durbin, C.S.C.	1961-73
Noel O'Sullivan	1973-88
George Thomas	1988-01
John Jasinski	2001-04
Jim Kubinski	2005-present

## All-Time

### Notre Dame Captains

1930	Larry Moller
1931	Francis Beaupre
1932	William Redmond
1933	John Montedonico
1934	Vincent Fehling
1935	Johnny Banks
1936	Winfield Day
1937	Louis Fehling
1938	Thomas Sheehan
1939	Thomas Sheehan
1940	Walter Hagen, Jr.
1941	Samuel Nield
1942	William Wilson
1943	Eugene Fehlig
1944	Mel Wilkie
1945	James Besenfelder
1946	Thomas Kennedy
1947	Ev Schleck
1948	Richard Seidel
1949	George Stuhr
1950	Paul Hudak
1951	Tom Veech
1952	William Fisher
1953	Thomas Matey
1954	James Terry
1955	Robert Filipiak, John Foley
1956	Leo Matt
1957	Joe Grace, Charles Thurn
1958	Joe Grace, Charles Thurn
1959	Gerald Webster
1960	Terry Lally
1961	Ray Patak
1962	Tom Grace
1963	Bob Farrel, Mike Voss
1964	Mike O'Connell Sr.
1965	Mike O'Connell Sr.
1966	Pat Danahy
1967	Michael Thorp
1968	Chuck Musick
1969	Chuck Musick

## A-B

Alan-Lee, Connor	'09-11	Solana Beach, CA
<b>Albin, Ben</b>	'15-	<b>Sante Fe, NM</b>
Anderson, Adam	'00	Plankinton, SD
Anthony, John	'84-'86	Fort Worth, TX
Arquilla, Art	'48-'49	Chicago, IL
Balderston, Tommy	'03-'04	Boca Raton, FL
Baldwin, Harold	'35	Oak Park, IL
Baldwin, Mark	'03-'06	Laconia, NH
Banks, Johnny	'33-'35	La Grange, IL
<b>Barens, Blake</b>	'13-	<b>Villa Park, CA</b>
Batista, Olavo	'10	Sao Paulo, Brazil
Battaglia, Robert	'10	Sao Paulo, Brazil
Bauwens, Jonathan	'77	South Bend, IN
Beaupre, Francis	'30-'31	Detroit, MI
Beaupre, Russell	'30-'31	Detroit, MI
Belmonte, Robert	'77	Muskegon, IL
Bennett, Charles	'37-'39	St. Augustine, IL
Berland, Terry	'88	Great Bend, KS
Besenfelder, James	'44	Mendota, IL
Best, Marty	70, '72-'73	Peoria, IL
Betz, Paul	'73-'74	Toledo, OH
Bisconti, Peter	'62-'63	Bronxville, NY
Bona, Chris	'84-'87	W. Springs, IL
Bradley, Arthur	'30-'31	Montreal, QUE
Brands, Michael	'69	Portland, OR
Breen, William	'49	Nashville, TN
Burda, Jeffrey	'73-'75	Aptos, CA
Burian, Ray	'47, '49	Joliet, IL
Burton, Kit	'96	Fallbrook, CA
Byrd, Chris	'71-'72	W. Seneca, NY

## C-D

Campbell, Norman	'87	Anniston, AL
Carreon, Andrew	'14	San Antonio, TX
Carroll, Martin	'57-'58	Pittsburgh, PA
Castleman, William	'36-'37	Louisville, KY
Chaney, Mike	'93-'94	Collinsville, IL
Chen, Jeff	'09-'11	Walnut, CA
Clynes, James	'45	Ithaca, NY
Cole, William	'33, '35	Paolo, KS
Colnitis, Steve	'02	Baldwin, MD
Conley, Thomas	'48	West DePere, WI
Connell, Jeff	'98-'00	LaCrosse, WI
Connelly, Richard	'85-'88	Perrysburg, OH
Conroy, Dennis	'71	Washington, DC
Conry, John	'41-'42	Tulsa, OK
Corcoran, Joseph	'39	Brookton, MA
Costello, George	'40	Crystal Lake, IL
Coughlin, Ryan	'11-'12	Rye, NY
<b>Cox, Liam</b>	'14-	<b>Staines, Middlesex, UK</b>
Crisanti, Michael	'90-'92	Elgin, IL
Culveyhouse, James	'73-'75	Merrillville, IN
Cvengros, William	'68-'70	Bloomington, IL
Danahy, Patrick	'64-'66	Pearisburg, VA
Day, Winfield Jr.	'34-'36	Chicago, IL
Dayton, Chris	'90-'93	Washington, IN
Delaney, John	'75	Findlay, OH
<b>Delgado, Miguel</b>	'15-	<b>Novato, CA</b>
Dennen, Joseph	'90-'93	South Bend, IN
Deutsch, Eric	'04-'05	Rochester, MN
Diemer, Doug	'97	St. Louis, MO
Donohoe, Brian	'94-'97	Rochester Hills, MI
Donohue, Phil	'38-'40	Sioux City, IA
Donovan, David	'37	Winnipeg, MAN
Dore, Thomas	'45, '48	Dearborn, MI
Doyle, Michael	'52-'53	Morristown, NJ
Dunn, James	'69-'71	Granite City, IL

## E-G

Eaton, Robert	'52-'53	Greeley, CO
Eisenbeis, Jack	'84	Warson Woods, MO

# MONOGRAM WINNERS & ALL-TIME CAPTAINS

## All-Time

### Notre Dame Captains (continued)

1970	Bob Wilson
1971	Bob Battaglia
1972	Mike LaFrance
1973	Mike LaFrance
1974	Paul Betz, Jeff Burda
1975	Jeff Burda, Mike Kistner
1976	Paul Koprowski
1977	Rich Knee
1978	Rich Knee
1979	Tim Sauris
1980	Dave Knee
1981	Tom McCarthy, Tim Sackek
1982	Stoney Ferlmann
1983	Stoney Ferlmann
1984	David Moorman
1985	John O'Donovan
1986	John O'Donovan
1987	Chris Bona
1988	Dick Connelly
1989	Doug Giorgio, Pat Mohan
1990	Pat Mohan, Paul Nolta
1991	Paul Nolta
1992	Mike O'Connell Jr.
1993	Chris Dayton, Joe Dennen
1994	Chris O'Connell
1995	Chris O'Connell
1996	Brian Donohoe, Joel Hepler
1997	Brian Donohoe, Joel Hepler
1998	Bryan Weeks
1999	Brad Hardin, Todd Vernon
2000	Todd Vernon
2001	Steve Ratay
2002	Steve Ratay
2003	Brandon Lunke
2004	Gavin Ferlic
2005	Steve Colnitis, Scott Gustafson, K.C. Wiseman
2006	Mark Baldwin, Scott Gustafson, Cole Isban
2007	Adam Gifford, Cole Isban
2008	Mike King, Eddie Peckels, Greg Rodgers
2009	Josh Sandman, Olavo Batista
2010	Doug Fortner, Josh Sandman, Olavo Batista
2011	Connor Alan-Lee, Jeff Chen, Dustin Zhang
2012	Max Scodro, Tom Usher, Chris Walker
2013	Paul McNamara, Andrew Carreon, Niall Platt
2014	Andrew Carreon, Andrew Lane, Niall Platt

Fehlig, Eugene	'41-'43
Fehlig, Louis	'36-'37
Fehlig, Vincent	'32, '34
Ferlic, Gavin	'04
Ferlmann, James	'80-'83
Ferrel, Robert	'61-'63
Filipiak, Robert	'52, '54-'55
Fischer, William	'51-'52
Fisher, William	'41-'42
Fitzpatrick, John	'44, '47-'48
Flanagan, Christie	'58-'60
Foley, John	'54-'55
Fortner, Doug	'07-'10
Fuhrer, Steve	'85-'86
Gallagher, James	'43
Garside, Thomas	'56-'58
Gennette, Mike	'76
Gerst, Robert	'54
Gifford, Adam	'07
Giorgio, Douglas	'87-'89
Gordon, Charles	'55
Gostisha, John	'32
Grace, Joseph	'56-'58
Grace, Thomas	'60-'62
Grahek, Patrick	'14
Green, Herman	'34-'36
Gschwind, Alfred	'54
Gustafson, Scott	'03-'06

## H-I

Hagen, Walter, Jr.	'38-'40
Hanlon, Mark	'86
Hanlon, Tom	'44
Hanson, Cole	'92-'94
Hardin, Brad	'97-'99
Harrigan, John	'41-'42
Heaton, Michael	'68
Hepler, Joel	'94-'97
Higgins, Warren	'51
Highducheck, Al	'61-'62
Hiniker, James	'63-'65
Hjerpe, Edward	'13
Hock, Tyler	'08
Horak, Robert A.	'81-'82
Hudak, Paul	'48-'50
Huffman, Lon	'84-'86
Hund, Frank	'58-'60
Isban, Cole	'04-'07

## K-L

Kennedy, James	'59
Kennedy, Robert	'76
Kennedy, Thomas	'44-'46
Kenny, James	'61
Kent, Alex	'00-'01
Kent, Willie	'98-'99
King, Mike	'05-'06
Kistner, Michael	'74-'75
Kitch, Terrence	'63
Kleffman, Edgar	'48
Klem, Todd	'93-'94
Klett, Tom	'50
Kloska, Bobby	'90
Knee, David	'77-'80
Knee, Richard	'75-'78
Koprowski, Paul	'74-'76
Kuka, Monty	'67
Kusek, Pat	'89
Lane, Andrew	'13
Lafortune, Joseph	'43
LaFrance, Michael	'70-'73
Lally, Terry	'58-'60
Leslie, Joseph	'56
Leyes, Frank	'82-'84

St. Louis, MO
St. Louis, MO
St. Louis, MO
South Bend, IN
Peoria, IL
Appleton, WI
Toledo, OH
Joliet, IL
Toronto, ONT
Akron, OH
Port Arthur, TX
Indianapolis, IN
Tustin, CA
Oakmont, PA
Newton, IA
Davenport, IA
South Bend, IN
Evansville, IN
Plymouth, IN
Savannah, GA
Flushing, NY
Waukegan, IL
Detroit, MI
Lathrup Village, MI
Alpharetta, GA
New Castle, PA
Reedsburg, WI
Rochester, MN

Detroit, MI
Lake Worth, FL
Worcester, MA
Fargo, ND
Martinsville, IN
Los Angeles, CA
Seneca, IL
Nashville, TN
Dallas, TX
Waterbury, CT
Hastings, MN
Barrington, RI
Ocala, FL
Rochester, NY
Joliet, IL
Roseville, CA
Galesburg, IL
South Bend, IN


Toledo, OH
Salina, KS
Rochester, MN
Ambler, PA
Asuncion, Paraguay
Asuncion, Paraguay
Sidney, OH
Quincy, IL
Fort Wayne, IN
Hibbing, MN
Conrad, IA
Wilkes Barre, PA
Elkhart, IN
Wilmington, DE
Wilmington, DE
Southbridge, MA
Havre, MT
Longmont, CO
Fairport, NY
Tulsa, OK
Muskegon, MI
Louisville, KY
Whiting, IN
South Bend, IN



*John Anthony*



*Winfield Day*



*Joe Grace*



*Michael Heaton*



*Rich Knee*



*David Moorman*

Linbeck, Leo  
Lundgren, John  
Lunke, Brandon

'56  
'77-'80  
'00-'03

Houston, TX  
Montevideo, MN  
San Antonio, TX

## M

Maihles, Al  
Malloy, Pat  
Malloy, Paul  
Marshall, Ryan  
Martin, Raymond  
Martinez, Charles  
Marzolf, Francis  
Matey, Thomas  
Matt, Leo  
McCabe, Edward  
McCarthy, Tom  
McDonald, Larry  
McGuinness, Bill  
McGuire, William  
McLaughlin, Charles  
McNally, Rian  
McNamara, Paul III  
Mentone, Francis  
Milbourn, Eugene  
Minnich, Paul  
Mohan, Patrick  
Moller, Lawrence  
Montedonico, John  
Monfort, Kyle  
Moore, Bill  
Moorehead, William  
Moorman, David  
Moresco, Joseph  
Morrow, Charles  
Mosher, Arthur  
Mrus, James  
Mulfur, Joseph  
Mulfur, Walter  
Murphy, Preston  
Musick, Charles

'37  
'34-'36  
'42  
'02  
'33  
'68-'69  
'50-'52  
'51-'53  
'55-'56  
'38  
'78-'81  
'63  
'79-'81  
'55  
'64-'66  
'66-'67  
'11-'13  
'68  
'37  
'53-'54  
'87-'90  
'30-'31  
'32-'34  
'01  
'95-'97  
'42  
'82-'84  
'51-'53  
'45  
'45  
'57  
'55  
'56  
'50-'51  
'67-'69

Shreveport, LA  
Oklahoma City, OK  
Tulsa, OK  
Marco Island, FL  
Chicago, IL  
New Orleans, LA  
Worthington, OH  
Warren, OH  
Cherokee, IA  
Lock Haven, PA  
West Allis, WI  
Falmouth, MA  
Woodbury, NJ  
Rocky River, OH  
Miami Springs, FL  
Pleasanton, CA  
Palos Verdes Estates, Calif.  
Chicago, IL  
Omaha, NE  
Lorain, OH  
Mission Viejo, CA  
Quincy, IL  
Memphis, TN  
Dublin, OH  
Fayetteville, NY  
Anchorage, KY  
South Bend, IN  
Congan Hills, NY  
Warren, OH  
Long Beach, CA  
Warren, OH  
Sault Ste. Marie, ONT  
Sault Ste. Marie, ONT  
Hammond, IN  
Miami, FL

## N-O

Nash, Thomas  
Nead, Dennis  
Nield, Samuel Jr.  
Nolan, George  
Nolta, Paul  
O'Shea, Louis  
O'Toole, Daniel  
O'Connell, Chris  
O'Connell, Mike Sr.  
O'Connell, Mike Jr.  
Odlang, Bruce  
O'Donovan, John  
O'Hanley, Joseph  
O'Malley, Ed

'42  
'59  
'39-'41  
'38  
'88-'91  
'30-'31  
'73  
'92-'95  
'63-'65  
'89-'92  
'60-'61  
'83-'86  
'29  
'32

Chicago, IL  
Cincinnati, OH  
Central Falls, RI  
Ironwood, MI  
Phoenix, AZ  
LeRoy, NY  
Oklahoma City, OK  
Quincy, IL  
Carthage, IL  
Quincy, IL  
St. Paul, MN  
Ada, MI  
Chicago, IL  
Dixon, IL

## P

Pangraze, David  
Park, Felix  
Patak, Raymond  
Peckels, Eddie  
Peters, Craig  
Pirro, John  
Platt, Niall  
Porter, Paul  
Powers, John

'81-'84  
'55  
'59-'61  
'07  
'82-'83  
'66-'67  
'11-'14  
'45  
'52-'53

Auburn, NH  
Tulsa, OK  
Dallas, TX  
Pinehurst, NC  
Tampa, FL  
McLean, VA  
Santa Barbara, CA  
Beaumont, TX  
Peoria, IL

## Q-R

Quinn, John  
Ratay, Steve  
Redmond, William  
Regnier, William

'48-'49  
'99-'02  
'30-'32  
'64-'66

Orange, NJ  
Arlington Heights, IL  
Joliet, IL  
LaPorte, IN



Samuel Nield




David Pangraze



Robert Rolfs



Tim Sacheck



Robert Terry



Mel Wilke

Richert, David '76  
 Rivas, Peter '01  
 Roche, Jack '29  
 Rodgers, Greg '05, '07-'08  
 Rolfs, Robert '49-'50  
 Rose, Thomas '58-'59  
**Rushton, Matthew** '14-  
 Ryan, Thomas '87

Coral Gables, FL  
 New Orleans, LA  
 Erie, PA  
 Phoenix, MD  
 West Bend, WI  
 St. Paul, MN  
**Cape Town, South Africa**  
 Vermillion, OH

## S

Sacheck, Tim '78-'81  
 Sandman, Josh '06-'08, '10  
 Santos-Ocampo, Carl '10  
 Saur, Timothy '76-'79  
 Schaffler, Pat '01  
 Schaller, William '38-'40  
 Schleck, Ev '46-'47  
 Schnurr, Edward '60  
 Schrieber, George '41  
 Schuster, Phillip '60  
 Scupider, Cory '13-'14  
 Scodro, Max '09-'12  
 Scully, Dennis '45  
 Scully, Thomas '82  
 Seidensticker, Norb '29  
 Sheehan, Thomas '37-'39  
 Seidel, Richard '44, '47-'48  
 Siegler, Chris '67  
 Slater, William '32  
 Smith, Joseph '67  
 Sprinkler, Michael '69  
 Stahl, James '59, '61  
 Stuhr, George '46-'49  
 Stulb, Joseph '39  
 Sullivan, David '42  
 Syron, Edward '56-'58

South Bend, IN  
 Greensboro, NC  
 Naples, FL  
 Pekin, IL  
 Dallas, TX  
 Milwaukee, WI  
 S. Milwaukee, WI  
 Louisville, KY  
 Albuquerque, NM  
 Western Springs, IL  
 Etowah, NC  
 Chicago, IL  
 Winnetka, IL  
 Crown Point, IL  
 Chicago, IL  
 Chicago, IL  
 Minneapolis, MN  
 Elmsford, NY  
 Chicago, IL  
 Chestnut Lane, MD  
 South Bend, IN  
 Cincinnati, OH  
 Garden City, NY  
 Augusta, GA  
 South Bend, IN  
 Pontiac, MI

## T

Taylor, William '36  
 Tenbroeck, James '64  
 Terry, Robert '44  
 Terry, James '53, '54  
 Thorp, Michael '65-'67  
 Thurn, Charles '56-'58  
 Totten, Charles '29  
 Totten, Joseph '46

Bloomfield Hills, MI  
 Chicago, IL  
 Kewanee, IL  
 Kewanee, IL  
 Louisville, KY  
 South Bend, IN  
 Pittsburgh, PA  
 Pittsburgh, PA

## U-Z

Usher, Tom '09-'12  
 Veech, Thomas '49-'51  
 Veeneman, William '32-'34  
 Vernon, Todd '97-'00  
 Voelker, Charles '71-'72  
 Vollhaber, Craig '62  
 Voss, Michael '62-'63  
 Wadden, William '76-'77  
 Walker, Chris '09-'12  
 Webster, Gerald '58-'59  
 Weeks, Bryan '95-'98  
 Whelan, Edward '74-'75  
 White, Maurice '49-'50  
 Whiting, Dick '42, '46  
 Whitten, Chris '02  
 Wilke, Mel '43-'44  
 Wilke, Robert '36  
 Williams, Donald '57  
 Willis, Kyle '10  
 Wilson, Robert '68-'70  
 Wilson, William '40-'42  
 Wingo, Tyler '13-'14  
 Wiseman, K.C. '02  
 Wolf, Milo '40-'41  
 Zhang, Dustin '09-'11  
 Zesinger, Clarke '58-'60

Baldon, England  
 Milwaukee, WI  
 Louisville, KY  
 Englewood, CO  
 Pittsburgh, PA  
 White Bear Lake, MN  
 Birmingham, MI  
 Glenview, IL  
 The Woodlands, TX  
 Buffalo, NY  
 Tulsa, OK  
 Savannah, GA  
 Peoria, IL  
 Detroit, MI  
 Rockford, MI  
 Detroit, MI  
 Hamilton, OH  
 Indianapolis, IN  
 Lake Forest, IL  
 Memphis, TN  
 Port Huron, MI  
 Fairfax, VA  
 South Bend, IN  
 South Bend, IN  
 Calgary, AB  
 South Bend, IN





Larry Moller



Tom Veech



Tom Matey

## First Team All-American

1930	Larry Moller
1946	Dick Whiting
1949	Tom Veech
1951	Tom Matey

## Second Team All-American

1931	William Redmond
1933	Vince Fehlig
1934	Johnny Banks
1939	Tom Sheehan
1940	Phil Donahue
1943	Jim Besenfelder
1958	Joe Grace
1964	Mike O'Connell, Sr.

## Third Team All-American

1956	Charles Thurn
1956	Jim Mulfur
1960	Christie Flanagan
1961	Tom Grace
1962	Tom Grace
1964	Pat Danahy

## Honorable Mention All-American

1965	James Hiniker
1966	Charles McLaughlin
1969	Bob Wilson
1980	John Lundgren
2012	Max Scodro (PING, Golfweek)

## PING All-Midwest Region

2005	Cole Isban
2006	Cole Isban
2007	Cole Isban
2008	Josh Sandman
2011	Max Scodro
2012	Max Scodro
2014	Niall Platt

## Academic All-America Team

(selected by College Sports Info. Dir. of America)

2000	Jeff Connell (third team)
2001	Steve Ratay (third team)
2002	Steve Ratay (second team)

## Golf Coaches Association of America National All-Academic Scholar Team

1985	John Anthony
1986	John Anthony
1987	Dick Connelly
1988	Dick Connelly
1988	Pat Mohan
1992	Michael Crisanti
1996	William Moore
1997	Bryan Weeks
1998	Brad Hardin, Bryan Weeks
1999	Jeff Connell, Brad Hardin, Willie Kent
2000	Adam Anderson, Jeff Connell
2001	Alex Kent, Steve Ratay
2002	Steve Ratay, Chris Whitten

## All-Midwestern Collegiate Conference

1984	Steve Fuhrer
1984	John O'Donovan
1985	John O'Donovan
1988	Doug Giorgio
1988	Pat Mohan
1989	Pat Mohan
1989	Paul Nolta
1989	Mike O'Connell, Jr.
1989	Dave Regnier
1990	Mike O'Connell, Jr.
1990	Chris Dayton
1991	Chris Dayton, Mike Crisanti
1992	Chris Dayton, Joe Dennen
1993	Brian Donohoe
1994	Brian Donohoe, Joel Hepler

## Byron V. Kanaley Award

The most prestigious honor awarded to a Notre Dame student-athlete, the Byron V. Kanaley Award has been presented each year since 1927 to the senior monogram athletes who have been most exemplary as both students and leaders. The awards, presented by the Faculty Board on Athletics, are named in honor of a Weedsport, N.Y., native and 1904 Notre Dame graduate who was a member of the Irish baseball team as an undergraduate. Kanaley went on to a successful banking career in Chicago and served the University as a lay trustee from 1915 until his death in 1960.

The Notre Dame men's golf team has produced two winners of the award. Steve Ratay (Arlington Heights, Ill.), received the honor following the 2002 season, joining 1962 winner, Al Highducheck (Waterbury, Conn.).

Ratay finished his Notre Dame career as one of the top golfers in the program's storied history. A two-time Academic All-American (2001, 2002), Ratay graduated with the program's lowest single-season average (73.03) in 2001-02 and finished his career with the second-best average (74.46 in 105 career rounds). Highducheck helped the Irish finish 17th at the 1962 NCAA Tournament. He appeared in 18 regular-season matches as a senior during that 1962 season while ranking second on the team with 76.2 strokes per round.



Al Highducheck



Steve Ratay