








# NOTRE DAME SEASONS IN REVIEW



*Mark Baldwin played a pivotal role in Notre Dame's 2006 BIG EAST Conference championship run, shooting a final-round 66 as the Irish rallied from 12 shots back to win the title.*



Team Tournament Results (Fall 2006)

<b>Tournament</b>	<b>Finish (Field)</b>	<b>Player</b>	<b>Rounds</b>	<b>Total</b>
 Gopher Invitational September 16-17, 2006 Wayzata, Minn. Spring Hill Golf Club Par 72/7,020 yards	9th (12)		313-295-310	918/+54
	T-19th (66)	Cole Isban	79-72-76	227/+11
	T-19th	Josh Sandman	75-77-75	227/+11
	T-43rd	Doug Fortner	79-71-86	236/+20
	T-43rd	Mike King	80-75-81	236/+20
	59th	Adam Gifford	<u>85-80-78</u>	243/+27
 John Dallio Memorial September 25-26, 2006 West Chicago, Ill. Prairie Landing Golf Club Par 72/6,968 yards	9th (14)		312-294-292	898/+34
	T-12th (75)	Eddie Peckels	79-71-69	219/+3
	T-21st	Carl Santos-Ocampo	79-71-72	222/+6
	T-26th	Greg Rodgers	74-76-74	224/+8
	T-62nd	Kyle Willis	80-76-80	236/+20
	T-67th	Olavo Batista	<u>84-78-77</u>	239/+23
 Fighting Irish Gridiron Golf Classic October 9-10, 2006 Notre Dame, Ind. Warren Golf Course Par 70/7,011 yards	2nd (12)		292-294-303	889/+49
	T-2nd (67)	Cole Isban	68-73-73	214/+4
	T-11th	Josh Sandman	73-73-76	222/+12
	T-11th	Carl Santos-Ocampo	72-76-74 (indiv.)	222/+12
	T-14th	Kyle Willis	80-72-72 (indiv.)	224/+14
	T-17th	Adam Gifford	75-74-76	225/+15
	T-25th	Greg Rodgers	74-79-74 (indiv.)	227/+17
	27th	Doug Fortner	76-74-78	228/+18
	T-37th	Shane Sigsbee	77-75-80 (indiv.)	232/+22
	T-44th	Mike King	<u>78-78-79</u>	235/+25
	47th	Eddie Peckels	81-77-78 (indiv.)	236/+26
	67th	Olavo Batista	103-86-89 (indiv.)	278/+68
	 Prestige at PGA WEST October 16-17, 2006 La Quinta, Calif. Greg Norman Course/PGA WEST Par 72/7,156 yards	7th (15)		302-295-282
T-10th (78)		Josh Sandman	76-70-67	213/-3
14th		Cole Isban	71-73-71	215/-1
25th		Adam Gifford	76-74-70	220/+4
T-61st		Doug Fortner	79-79-74	232/+16
	69th	Greg Rodgers	<u>84-78-75</u>	237/+21
 The Tillinghast October 16-17, 2006 Scarsdale, N.Y. Willow Ridge Golf Club Par 71/6,292 yards Fenway Golf Club Par 70/6,437 yards	2nd (8)		287-311	598/+34
	T-4th (42)	Mike King	71-76	147/+6
	T-4th	Shane Sigsbee	72-75	147/+6
	T-10th	Carl Santos-Ocampo	70-80	150/+9
	T-26th	Eddie Peckels	76-80	156/+15
	T-35th	Olavo Batista	<u>80-80</u>	160/+19
 CordeValle Collegiate November 6-7, 2006 San Martin, Calif. CordeValle Golf Club Par 72/7,119 yards	11th (17)		292-286-291	869/+5
	T-19th (88)	Cole Isban	76-66-71	213/-3
	T-25th	Josh Sandman	69-75-71	215/-1
	T-50th	Eddie Peckels	73-69-77	219/+3
	T-68th	Adam Gifford	74-78-72	224/+8
	87th	Greg Rodgers	<u>78-76-78</u>	232/+16
 Aloha Purdue Collegiate Invitational November 22-23, 2006 Poipu, Kauai, Hawaii Kiahuna Golf Club Par 70/6,885 yards	8th (9)		283-299-292	874/+34
	T-14th (45)	Josh Sandman	66-77-72	215/+5
	T-17th	Cole Isban	69-74-73	216/+6
	T-23rd	Adam Gifford	73-74-72	219/+9
	36th	Eddie Peckels	75-74-75	224/+14
	45th	Carl Santos-Ocampo	<u>76-82-78</u>	236/+26

## Team Tournament Results (Spring 2007)



<b>Tournament</b>	<b>Finish (Field)</b>	<b>Player</b>	<b>Rounds</b>	<b>Total</b>
John Hayt Collegiate Invitational	T-13th (15)		311-314-295	920/+56
February 18-20, 2007	T-22nd (78)	Cole Isban	76-76-73	225/+9
Ponte Vedra Beach, Fla.	T-48th	Adam Gifford	77-82-72	231/+15
Sawgrass Golf Club	T-58th	Eddie Peckels	78-81-74	233/+17
Par 72/6,895 yards	T-69th	Doug Fortner	80-81-76	237/+21
	T-69th	Josh Sandman	80-76-81	237/+21



Triumph at Pauma Valley	2nd (16)		291-286-286	863/+11
March 12-13, 2007	4th (81)	Doug Fortner	69-72-71	212/-1
Pauma Valley, Calif.	5th	Adam Gifford	73-69-71	213/E
Pauma Valley Country Club	T-8th	Cole Isban	73-70-73	216/+3
Par 71/7,077 yards	34th	Josh Sandman	76-75-72	223/+10
	T-47th	Eddie Peckels	78-78-72	228/+15



Border Olympics	6th (15)		284-294-287	865/+1
March 16-17, 2007	5th (81)	Cole Isban	70-68-71	209/-7
Laredo, Texas	T-21st	Josh Sandman	71-73-72	216/E
Laredo Country Club	T-45th	Adam Gifford	70-79-73	222/+6
Par 72/7,241 yards	T-54th	Doug Fortner	73-80-71	224/+8
	T-54th	Eddie Peckels	73-74-77	224/+8



Administaff Augusta State Invitational	17th (18)		294-300-289	883/+19
March 30-April 1, 2007	T-8th (90)	Adam Gifford	71-74-69	214/-2
Evans, Ga.	T-37th	Cole Isban	73-72-74	219/+3
Champions Retreat Golf Club	T-49th	Josh Sandman	72-77-72	221/+5
Par 72/7,265 yards	T-82nd	Doug Fortner	78-77-74	229/+13
	T-88th	Eddie Peckels	80-84-77	241/+25



Boilermaker Invitational	T-8th (15)		316-294	610/+34
April 7-8, 2007	<i>(final round cancelled by weather)</i>			
West Lafayette, Ind.	T-15th (80)	Cole Isban	76-74	150/+6
Kampen Course/Birck Boilermaker	T-24th	Josh Sandman	79-73	152/+8
Par 72/7,338 yards	T-36th	Greg Rodgers	82-72	154/+10
	T-43rd	Adam Gifford	80-75	155/+11
	T-64th	Doug Fortner	81-78	159/+15



Adam Gifford carded a career-best 213 and finished fifth in the Triumph at Pauma Valley. He would duplicate that performance six weeks later at the BIG EAST Championship to earn his first career all-conference honor.

# 2006-07 Results & Statistics



Kepler Intercollegiate	11th (16) <i>(final round cancelled by weather)</i>	314-314	628/+60	
April 14-15, 2007	T-32nd (90)	Cole Isban	79-76	155/+13
Columbus, Ohio	T-40th	Greg Rodgers	78-79	157/+15
Scarlet Course/Ohio State Golf Club	T-40th	Josh Sandman	78-79	157/+15
Par 71/7,454 yards	T-53rd	Adam Gifford	81-80	161/+19
	T-78th	Doug Fortner	79-87	166/+24
	T-81st	Mike King	79-88 (indiv.)	167/+25



BIG EAST Championship	2nd (12)	291-287-278	856/-8	
April 22-24, 2007	T-5th (60)	Adam Gifford	69-72-72	213/-3
Simpsonville, Ky.	T-5th	Cole Isban	76-68-69	213/-3
Cardinal Club	10th	Josh Sandman	73-74-68	215/-1
Par 72/7,036 yards	T-11th	Greg Rodgers	75-73-69	217/+1
	T-24th	Doug Fortner	74-75-75	224/+8

*NOTE: Underlined rounds not counted to team score  
Italicized tournaments are "B" team events (not counted towards team national rankings)*

## 2006-07 Season — Statistics *(sorted by stroke average)*

Name	Tourn.	Rds.	Str.	vs. Par	Avg.	18	54	Top 5	Top 10	Best Finish (Event)
Cole Isban	12	34	2,472	+41	72.71*	66	209*	3	4	T-2nd (Fighting Irish Gridiron Golf Classic)
Josh Sandman	12	34	2,513	+82	73.91	66	213	0	2	10th, twice (Prestige at PGA WEST/BIG EAST)
Adam Gifford	12	34	2,540	+109	74.71	69	213	2	3	5th, twice (Pauma Valley/BIG EAST)
Carl Santos-Ocampo	4	11	830	+53	75.45	70	222	0	1	T-10th (The Tillinghast)
Shane Sigsbee	2	5	379	+18	75.80	72	232	1	1	T-4th (The Tillinghast)
Eddie Peckels	9	26	1,980	+126	76.15	69	219	0	0	T-12th (John Dallio Memorial)
Greg Rodgers	7	19	1,448	+88	76.21	69	217	0	0	T-11th (BIG EAST Championship)
Kyle Willis	2	6	460	+34	76.67	72	224	0	0	T-14th (Fighting Irish Gridiron Golf Classic)
Doug Fortner	10	28	2,147	+142	76.68	69	212	1	1	4th (Triumph at Pauma Valley)
Mike King	4	10	785	+76	78.50	71	235	1	1	T-4th (The Tillinghast)
Olavo Batista	3	8	677	+110	84.63	77	239	0	0	T-35th (The Tillinghast)
<b>"A" TEAM TOTALS</b>	<b>12</b>	<b>34</b>	<b>10,054</b>	<b>+330</b>	<b>295.71</b>	<b>278</b>	<b>856</b>	<b>3</b>	<b>8</b>	<b>2nd, three times (MR: BIG EAST)</b>
<b>"B" TEAM TOTALS</b>	<b>2</b>	<b>5</b>	<b>1,496</b>	<b>+68</b>	<b>299.20</b>	<b>287</b>	<b>898</b>	<b>1</b>	<b>2</b>	<b>2nd (The Tillinghast)</b>

\* - indicates school record

## Spring 2007 — Statistics *(sorted by stroke average)*

Name	Tourn.	Rds.	Str.	vs. Par	Avg.	18	54	Top 5	Top 10	Best Finish (Event)
Cole Isban	7	19	1,387	+24	73.00	68	209*	2	3	5th, twice (Border Olympics/BIG EAST)
Adam Gifford	7	19	1,409	+46	74.16	69	213	2	3	5th, twice (Pauma Valley/BIG EAST)
Josh Sandman	7	19	1,421	+58	74.79	68	215	0	1	10th (BIG EAST Championship)
Greg Rodgers	3	7	528	+26	75.43	69	217	0	0	T-11th (BIG EAST Championship)
Doug Fortner	7	19	1,451	+88	76.37	69	212	1	1	4th (Triumph at Pauma Valley)
Eddie Peckels	4	12	926	+65	77.17	72	224	0	0	T-47th (Triumph at Pauma Valley)
Mike King	1	2	167	+25	83.50	79	—	0	0	T-81st (Kepler Intercollegiate)
<b>TEAM TOTALS</b>	<b>7</b>	<b>19</b>	<b>5,625</b>	<b>+173</b>	<b>296.05</b>	<b>278</b>	<b>856</b>	<b>2</b>	<b>4</b>	<b>2nd, twice (Pauma Valley/BIG EAST)</b>

\* - indicates school record

## Fall 2006 — Statistics *(sorted by stroke average)*

Name	Tourn.	Rds.	Str.	vs. Par	Avg.	18	54	Top 5	Top 10	Best Finish (Event)
Cole Isban	5	15	1,085	+17	72.33	66	213	1	1	T-2nd (Fighting Irish Gridiron Golf Classic)
Josh Sandman	5	15	1,092	+24	72.80	66	213	0	1	T-10th (Prestige at PGA WEST)
Eddie Peckels	5	14	1,054	+61	75.29	69	219	0	0	T-12th (John Dallio Memorial)
Adam Gifford	5	15	1,131	+63	75.40	70	219	0	0	T-17th (Fighting Irish Gridiron Golf Classic)
Carl Santos-Ocampo	4	11	830	+53	75.45	70	222	0	1	T-10th (The Tillinghast)
Shane Sigsbee	2	5	379	+18	75.80	72	232	1	1	T-4th (The Tillinghast)
Greg Rodgers	4	12	920	+62	76.67	74	224	0	0	T-25th (Fighting Irish Gridiron Golf Classic)
Kyle Willis	2	6	460	+34	76.67	72	224	0	0	T-14th (Fighting Irish Gridiron Golf Classic)
Mike King	3	8	618	+51	77.25	71	235	1	1	T-4th (The Tillinghast)
Doug Fortner	3	9	696	+54	77.33	71	228	0	0	27th (Fighting Irish Gridiron Golf Classic)
Olavo Batista	3	8	677	+110	84.63	77	239	0	0	T-35th (The Tillinghast)
<b>"A" TEAM TOTALS</b>	<b>5</b>	<b>15</b>	<b>4,429</b>	<b>+157</b>	<b>295.27</b>	<b>282</b>	<b>869</b>	<b>1</b>	<b>4</b>	<b>2nd (Fighting Irish Gridiron Golf Classic)</b>
<b>"B" TEAM TOTALS</b>	<b>2</b>	<b>5</b>	<b>1,496</b>	<b>+68</b>	<b>299.20</b>	<b>287</b>	<b>898</b>	<b>1</b>	<b>2</b>	<b>2nd (The Tillinghast)</b>

## Historic Comeback Highlights Memorable 2005-06 Season

*Irish claim third consecutive BIG EAST title and NCAA regional berth*

There are some moments that can only be classified as happening “nowhere but Notre Dame.” On a bright and sunny April afternoon in central Florida, another one of those signature events in Irish athletics history took place, as Notre Dame charged from 12 strokes back in the final round of the 2006 BIG EAST Conference Championship and wound up defeating Louisville on the first hole of a sudden death team playoff at the Lake Jovita Golf & Country Club/South Course in Dade City, Fla. With the victory, the Irish won their third consecutive BIG EAST title (sixth overall) and locked up a third straight ticket to NCAA regional play.

That comeback was the signature moment in a record-setting season that has raised the bar for all Notre Dame squads that follow. From the opening tee shot at Minnesota’s Gopher Invitational during the fall, to the final putt at the NCAA East Regional in Orlando the following spring, the Irish matched up with some of the nation’s other top programs and never wavered, representing the level of excellence that has come to be routine for the Notre Dame men’s golf program during the past eight decades.

### A Comeback for the Ages

Notre Dame’s rally at the BIG EAST Championship was record setting in several ways, starting with its final-round score of 16-under par 272, which shattered the old school record for a single round of 275, set at the 1999 Air Force Invitational (played at altitude in Colorado Springs). The Irish also carded the lowest 54-hole score in program history, a 22-under par 842 (281-289-272) that topped the previous standard by 12 shots (854 at the 2004 Nelson Invitational, played on a shortened par-69 course at Stanford). In addition, it established a new conference tournament three-round record, breaking Virginia Tech’s mark of 865 set in 2002. And, Notre Dame became just the second team to win three BIG EAST titles in a row on two separate occasions (1995-97, 2004-06), joining St. John’s (1981-84, 1986-89) in that elite company.

The comeback also was notable in that all five Irish golfers contributed. Senior **Tommy Balderston**, who hadn’t played all spring due to injury, stepped up and fired a final-round 68 (-4), only to be topped moments later by classmate **Scott Gustafson** and his five-under 67. Another senior, **Mark Baldwin**, then dropped a 66 (-6) on the board (part of his all-BIG EAST fifth-place finish at 212, -4) and junior **Cole Isban** tacked on a one-under 71 to send Notre Dame into the team playoff. On the first extra hole, freshman **Josh Sandman** was the hero, sticking his approach shot from a tricky downhill lie near a bunker to within 10 feet of the flag, and then confidently sinking his clutch birdie putt.



Josh Sandman pumps his fist after sinking a crucial birdie putt on the first playoff hole during Notre Dame’s sudden-death victory over Louisville at the 2006 BIG EAST Championship.

### NCAA Success

For the third consecutive season, Notre Dame returned to the NCAA regional stage, placing 17th in the East Regional at the Lake Nona Golf & Country Club in Orlando, Fla. The Irish were squarely in contention for a berth in the NCAA national tournament after round one, sitting only three shots off the cutline after opening with a 300. However, a wind-swept second-round 308 doused Notre Dame’s chances for advancement. The Irish finished with a solid 289 in the final round and ended up at 897 (+33) for the tournament.

### National Honors

Notre Dame achieved another program “first” on May 1, 2006, when the Irish were chosen as the *Golfweek* National Team of the Week. The honor came following Notre Dame’s memorable 12-shot comeback in the final round of the BIG EAST Championship and subsequent playoff victory over Louisville.

### Regional Rewards

For the second consecutive year, junior **Cole Isban** earned a berth on the PING All-Midwest Region Team. The South Bend native became the second Notre Dame golfer ever to receive either regional or national honors for his on-course achievements twice in his career — Tom Grace was a two-time third-team All-America selection in 1961 and 1962.

During the '05-06 season, Isban set a school record with a 72.97 stroke average to best Steve Ratay’s old mark of 73.03 in 2001-02. The Irish tri-captain also finished among the top 10 in four tournaments, including top-five finishes at the Shoal Creek Intercollegiate (tie-first; lost in playoff) and the Boilermaker Invitational (tie-second). What’s more, he was second on the squad with 16 rounds of par or lower, including a team-best 12 rounds under par and seven rounds in the 60s. For the season, 31 of his 33 rounds counted to the team score, good for a team-leading .939 efficiency ratio.

### The Ranking File






One of the ways Notre Dame was able to inject itself into the conversation as one of the nation’s upper-echelon programs was its play against some of the other elite teams in the country. In 2005-06, the Irish defeated seven *Golfweek* Top 25 opponents, including four in its final five tournaments. Most

notably, the Irish dispatched No. 3 Florida (Shoal Creek Intercollegiate), No. 12 Tennessee (Administrative Augusta State Invitational), No. 16 Texas (The Prestige at PGA WEST), No. 16 Minnesota (Boilermaker Invitational), No. 17 Alabama (Shoal Creek), No. 23 Northwestern (Boilermaker) and No. 23 Tulsa (Maxwell).

### Measuring Stick

A good indication of the progress Notre Dame has made in the short time **Jim Kubinski** has been head coach can be found in the team’s stroke average. In 2005-06, the Irish carded a 292.97 stroke average, shattering the old school record by nearly six shots (298.29 in 1999-2000). In addition, the Irish had four players with stroke averages at 74.00 or lower (min. 13.5 rounds) for the first time in school history — **Cole Isban** (school-record 72.97), **Mark Baldwin** (73.17), **Josh Sandman** (73.40) and **Scott Gustafson** (73.53).

## Team Tournament Results (Fall 2005)

Tournament	Finish (Field)	Player	Rounds	Total
 Gopher Invitational September 17-18, 2005 Wayzata, Minn. Spring Hill Golf Club Par 72/7,020 yards	5th (12)		309-297-287	893/+29
	T-6th (66)	Scott Gustafson	73-73-72	218/+2
	T-10th	Mark Baldwin	76-72-71	219/+3
	T-22nd	Cole Isban	80-74-70	224/+8
	T-42nd	Eric Deutsch	81-78-74	233/+17
	T-58th	Mike King	80-81-81	242/+26
 Shoal Creek Intercollegiate September 26-27, 2005 Birmingham, Ala. Shoal Creek Golf Club Par 72/7,114 yards	6th (15)		291-288-293	872/+8
	T-1st* (75)	Cole Isban	69-69-72	210/+6
	T-14th	Mark Baldwin	73-72-73	218/+2
	T-32nd	Eric Deutsch	74-73-75	222/+6
	T-38th	Scott Gustafson	75-74-74	223/+7
	T-57th	Greg Rodgers	76-79-74	229/+13
* - eliminated on first hole of three-man sudden death playoff				
 Coca-Cola Duke Classic October 9-10, 2005 Durham, N.C. Washington Duke Inn & Golf Club Par 72/7,045 yards	6th (15)		291-286-288	865/+1
	T-6th (81)	Mark Baldwin	70-72-68	210/+6
	T-8th	Scott Gustafson	70-69-72	211/-5
	T-37th	Cole Isban	76-71-74	221/+5
	T-54th	Greg Rodgers	76-74-74	224/+8
	T-79th	Eric Deutsch	75-77-80	232/+16
 Prestige at PGA WEST October 17-18, 2005 La Quinta, Calif. Greg Norman Course/PGA WEST Par 72/7,156 yards	T-5th (18)		296-298-286	880/+16
	T-3rd (90)	Scott Gustafson	75-72-67	214/-2
	T-11th	Cole Isban	76-73-68	217/+1
	T-44th	Mike King	71-78-77	226/+10
	T-50th	Greg Rodgers	75-75-77	227/+11
	T-59th	Eric Deutsch	75-80-74	229/+13
 CordeValle Collegiate October 31-November 1, 2005 San Martin, Calif. CordeValle Golf Club Par 72/7,119 yards	DQ (16)		DQ	DQ
	T-34th (77)	Eddie Peckels	74-70-76	220/+4
	T-45th	Mike King	68-78-77	223/+7
	T-47th	Mark Baldwin	78-75-71	224/+8
	DQ**	Scott Gustafson	DQ	DQ
	DQ**	Cole Isban	DQ	DQ

\*\* - players disqualified themselves after learning they played incorrect ball in first round



Scott Gustafson collected two Top 10 finishes during the 2005-06 fall season, including a tie for third place in the Prestige at PGA WEST.

## Team Tournament Results (Spring 2006)



Tournament	Finish (Field)	Player	Rounds	Total
Lexus Naples Intercollegiate Inv.	5th (13)		293-289-290	872/+8
February 27-28, 2006	T-4th (60)	Mark Baldwin	72-69-69	210/-6
Naples, Fla.	T-10th	Cole Isban	73-69-71	213/-3
Hammock Bay Golf & Country Club	T-29th	Mike King	74-75-75	224/+8
Par 72/6,912 yards	T-36th	Scott Gustafson	74-77-75	226/+10
	T-45th	Greg Rodgers	<u>78-76-77</u>	231/+15



General Jim Hackler Invitational	T-11th (15)		296-297-303	896/+32
March 12-13, 2006	T-5th (81)	Scott Gustafson	70-70-75	215/-1
Murrells Inlet, S.C.	T-27th	Mark Baldwin	75-79-70	224/+8
TPC of Myrtle Beach	T-46th	Mike King	76-73-79	228/+12
Par 72/6,950 yards	T-52nd	Cole Isban	75-75-79	229/+13
	77th	Greg Rodgers	<u>76-83-81</u>	240/+24



Border Olympics	8th (16)		293-296-299	888/+24
March 17-18, 2006	T-17th (84)	Mark Baldwin	71-75-73	219/+3
Laredo, Texas	T-21st	Mike King	75-71-74	220/+4
Laredo Golf Club	T-36th	Scott Gustafson	75-74-74	223/+7
Par 72/7,241 yards	T-51st	Cole Isban	72-76-78	226/+10
	T-71st	Eric Deutsch	<u>79-76-79</u>	234/+18



Administaff Augusta State Invitational	T-11th (15)		299-293-297	889/+25
April 1-2, 2006	T-13th (84)	Cole Isban	74-67-75	216/E
Evans, Ga.	T-25th	Josh Sandman	74-71-74	219/+3
Champions Retreat Golf Club	T-67th	Mark Baldwin	<u>73-77-78</u>	228/+12
Par 72/7,265 yards	T-67th	Scott Gustafson	78-78-72	228/+12
	71st	Mike King	78-78-76	232/+16



Boilermaker Invitational	3rd (12)		307-300-293	900/+36
April 8-9, 2006	T-2nd (62)	Cole Isban	74-72-74	220/+4
West Lafayette, Ind.	T-2nd	Josh Sandman	77-74-69	220/+4
Kampen Course/Birck Boilermaker	T-30th	Scott Gustafson	80-76-75	231/+15
Par 72/7,083 yards	T-38th	Mark Baldwin	80-78-75	233/+17
	T-50th	Adam Gifford	<u>76-83-78</u>	237/+21



BIG EAST Championship	T-1st*** (12)		281-289-272	842/-22
April 24-25, 2006	T-5th (60)	Mark Baldwin	69-77-66	212/-4
Dade City, Fla.	T-8th	Scott Gustafson	<u>75-71-67</u>	213/-3
Lake Jovita Golf & Country Club	T-8th	Cole Isban	70-72-71	213/-3
Par 72/7,031 yards	T-13th	Tommy Balderston	72-75-68	215/-1
	T-20th	Josh Sandman	<u>70-71-76</u>	217/+1

\*\*\* - won on first hole of two-team sudden death playoff



The Irish hold the 2006 BIG EAST championship trophy after finishing off their second "three-peat" since joining the conference in 1995-96.

# 2005-06 Results & Statistics



The Maxwell****	6th (11)		290-282-281	853/+13
May 13-14, 2006	T-16th (67)	Mark Baldwin	68-70-73	211/+1
Ardmore, Okla.	T-29th	Cole Isban	74-68-72	214/+4
Dornick Hills Golf & Country Club	T-36th	Scott Gustafson	76-73-67	216/+6
Par 70/6,442 yards	T-49th	Josh Sandman	72-74-74	220/+10
	DQ	Tommy Balderston	DQ-71-69	DQ

\*\*\*\* - tournament used "count 4-of-5" scoring per hole; scores adjusted to conventional per-round rules



NCAA East Regional	17th (27)		300-308-289	897/+33
May 18-20, 2006	T-52nd (141)	Cole Isban	<u>79</u> -77-68	224/+8
Orlando, Fla.	T-59th	Josh Sandman	75-77-73	225/+9
Lake Nona Golf & Country Club	T-68th	Mark Baldwin	75- <u>79</u> -72	226/+10
Par 72/7,179 yards	T-82nd	Scott Gustafson	72-77- <u>80</u>	229/+13
	T-95th	Tommy Balderston	78-77-76	231/+15

*NOTE: Underlined rounds not counted to team score*

## 2005-06 Season — Statistics (sorted by stroke average)

Name	Tourn.	Rds.	Str.	vs. Par	Avg.	18	54	Top 5	Top 10	Best Finish (Event)
Cole Isban	12	36	2,627	+41	72.97	67	210	2	4	T-1st (Shoal Creek Intercollegiate)
Mark Baldwin	12	36	2,634	+48	73.17	66	210	2	4	T-4th (Lexus Naples Intercollegiate Inv.)
Tommy Balderston	3	8	586	+14	73.25	68	215	0	0	T-13th (BIG EAST Championship)
Eddie Peckels	1	3	220	+4	73.33	70	220	0	0	T-34th (CordeValle Collegiate)
Josh Sandman	5	15	1,101	+27	73.40	69	217	1	1	T-2nd (Boilermaker Invitational)
Scott Gustafson	12	36	2,647	+61	73.53	67	211	2	5	T-3rd (Prestige at PGA WEST)
Mike King	7	21	1,595	+83	75.95	68	220	0	0	T-21st (Border Olympics)
Eric Deutsch	5	15	1,150	+70	76.67	73	222	0	0	T-32nd (Shoal Creek Intercollegiate)
Greg Rodgers	5	15	1,151	+71	76.73	74	224	0	0	T-45th (Lexus Naples Intercollegiate Inv.)
Adam Gifford	1	3	237	+21	79.00	76	237	0	0	T-50th (Boilermaker Invitational)
<b>TEAM TOTALS</b>	<b>12</b>	<b>36</b>	<b>10,547</b>	<b>+203</b>	<b>292.97*</b>	<b>272*</b>	<b>842*</b>	<b>5</b>	<b>9</b>	<b>T-1st (BIG EAST Championship)</b>

\* - indicates school record

## Spring 2006 — Statistics (sorted by stroke average)

Name	Tourn.	Rds.	Str.	vs. Par	Avg.	18	54	Top 5	Top 10	Best Finish (Event)
Cole Isban	8	24	1,755	+33	73.13	67	213	1	3	T-2nd (Boilermaker Invitational)
Tommy Balderston	3	8	586	+14	73.25	68	215	0	0	T-13th (BIG EAST Championship)
Josh Sandman	5	15	1,101	+27	73.40	69	217	1	1	T-2nd (Boilermaker Invitational)
Mark Baldwin	8	24	1,763	+41	73.46	66	210	2	2	T-4th (Lexus Naples Intercollegiate Inv.)
Scott Gustafson	8	24	1,781	+59	74.21	67	213	1	2	T-5th (General Jim Hackler Invitational)
Mike King	4	12	904	+40	75.33	71	220	0	0	T-21st (Border Olympics)
Eric Deutsch	1	3	234	+18	78.00	76	234	0	0	T-71st (Border Olympics)
Greg Rodgers	2	6	471	+39	78.50	76	231	0	0	T-45th (Lexus Naples Intercollegiate Inv.)
Adam Gifford	1	3	237	+21	79.00	76	237	0	0	T-50th (Boilermaker Invitational)
<b>TEAM TOTALS</b>	<b>8</b>	<b>24</b>	<b>7,037</b>	<b>+149</b>	<b>293.21</b>	<b>272*</b>	<b>842*</b>	<b>3</b>	<b>5</b>	<b>T-1st (BIG EAST Championship)</b>

\* - indicates school record

## Fall 2005 — Statistics (sorted by stroke average)

Name	Tourn.	Rds.	Str.	vs. Par	Avg.	18	54	Top 5	Top 10	Best Finish (Event)
Scott Gustafson	4	12	866	+2	72.17	67	211	1	3	T-3rd (Prestige at PGA WEST)
Mark Baldwin	4	12	871	+7	72.58	68	210	0	2	T-6th (Coca-Cola Duke Classic)
Cole Isban	4	12	872	+8	72.67	68	210	1	1	T-1st (Shoal Creek Intercollegiate)
Eddie Peckels	1	3	220	+4	73.33	70	220	0	0	T-34th (CordeValle Collegiate)
Greg Rodgers	3	9	680	+32	75.56	74	224	0	0	T-50th (Prestige at PGA WEST)
Eric Deutsch	4	12	916	+52	76.33	73	222	0	0	T-32nd (Shoal Creek Intercollegiate)
Mike King	3	9	691	+43	76.78	68	223	0	0	T-44th (Prestige at PGA WEST)
<b>TEAM TOTALS</b>	<b>4</b>	<b>12</b>	<b>3,510</b>	<b>+54</b>	<b>292.50</b>	<b>286</b>	<b>865</b>	<b>2</b>	<b>4</b>	<b>5th, twice (Gopher Invitational/Prestige at PGA WEST)</b>