



University of Notre Dame
Sports Information
112 Joyce Center
Notre Dame, IN 46556
574-631-7516
574-631-7941 (fax)
UND.com

2009 NOTRE DAME FOOTBALL NOTES

Primary Contact: Brian Hardin • bhardin2@nd.edu • Office - 574.631.9471 • Cell - 574.532.4134
Secondary Contact: Michael Bertsch • mbertsch1@nd.edu • Office - 574.631.8642 • Cell - 574.532.4154

Game #10 Notre Dame (6-3) vs. No. 8/9 Pittsburgh (8-1)



DATE • TIME

Saturday, November 14, 2009 • 8:00 p.m. EST

LOCATION • SITE (CAPACITY)

Pittsburgh, Pa. • Heinz Field (65,050)

TELEVISION

ABC national telecast with Brent Musburger (play-by-play), Kirk Herbstreit (analysis) and Lisa Salters (sideline).

RADIO

ISP Sports is the exclusive national rights-holder for Irish football radio broadcasts. ISP manages, produces and syndicates the Irish national football radio network. Notre Dame games will be broadcast by Don Criqui (play-by-play), former Irish great Allen Pinkett (analysis) and Jeff Jeffers providing pre-game, sideline and post-game reports. This broadcast can be heard live on SIRIUS Satellite Radio (channel 159) and XM Satellite Radio (channel 117).

► All Notre Dame games may be heard in South Bend on Sunny 101.5 FM and NewsTalk 960 WSBT-AM.

What's Inside

With A Win / With A Loss.....2 Updated ND Records.....20-23
Notre Dame's Record When...2 Rosters.....24-25
Probable Starting Lineup3 Depth Chart.....26
National Rankings.....4 Series History vs. Pitt.....27-31
Honors/Awards.....5 Offensive Player Bios.....32-44
ND Among National Leaders..6 Defensive Player Bios.....45-54
Team Notes.....2-7 Special Team Player Bios.....55
Irish Big Plays.....6-8 2009 Game Summaries..56-60
Media Information.....13 The Last Time.....61-63
Offensive Notes.....8-16 Weis Era Record Book.....64-71
Defensive Notes.....17-19 2009 Stats.....72-85
Special Teams Notes.....19

TICKETS

► Notre Dame has played in front of sellout crowds in 72 of its last 83 games away from home. In fact, the Irish have played in front of sellouts in 217 of their previous 251 games, including 92 of their last 103 dating back to the 2001 Tostitos Fiesta Bowl (the '01, '03, '05 and '07 games at Stanford, the '04 game vs. Navy at the Meadowlands, the '05 and '08 games at Washington, the '07 game at UCLA, the '08 Hawai'i Bowl and this season's games at Purdue and in San Antonio against Washington State were not sellouts).

WEB SITES

Notre Dame (und.com), Pittsburgh (pittsburghpanthers.com)

REAL-TIME STATS

Live in-game statistics will be provided through CBS College Sports Gametracker via each school's respective official athletic website.

POLLS

Pittsburgh is ranked eighth in the AP poll and ninth in the coaches poll. Notre Dame is unranked in both polls.

SERIES INFO

Saturday will mark the 65th meeting between Notre Dame and Pittsburgh, with the Irish holding a 44-19-1 series lead. The teams first played in 1909, '11 and '12 (all at Pittsburgh's legendary Forbes Field), with Notre Dame blanking Pittsburgh in all three contests. The series resumed from 1930-37 before taking a five-year break. It picked up again from 1943-54, took '55 off, and then played every year in a 23-season stretch (1956-78) before taking a four-year hiatus. They met in 1982 and '83, 1986-92, '96, '97, '99, 2001-05 and '08 (more on the series history on pages 27-31).

WHAT TO WATCH FOR

► Senior OT **Sam Young** owns a streak of 47 consecutive starts -- dating back to the 2006 season opener at Georgia Tech. He has started every game of his Irish career and is the only Notre Dame offensive lineman to have started every game since his freshman year. Former DB Tom Zbikowski (2004-07) and LB Maurice Crum, Jr. (2004-08) own the school record for career starts with 48.

Extended individual notes are available in the player bios that span pages 32-55.

Countdown To Kickoff

- 10** Only 10 defenses have been stingier in the red zone than Notre Dame's as Irish opponents have scored only 71.4 percent of trips inside the Notre Dame 20 yard line. (SEE PAGE 15)
- 9** The Irish have committed only nine turnovers, which ties for seventh fewest in the Football Bowl Subdivision. (SEE PAGE 14)
- 8** Notre Dame's offense has exploded for big plays in almost every game this season. After totaling just three passing plays over 50 yards in 2008, the Irish have registered eight passing plays of at least 50 yards this year. (SEE PAGE 7)
- 7** The Irish have seemingly played in a nail-biter every week as seven games have been decided by seven points or less this season. That ties the school record set in 1990. (SEE PAGE 3)
- 6** Senior S **Kyle McCarthy** leads the Irish and is ranked sixth in the nation with five interceptions this year. He is the only player from a BCS school to rank in the top 100 in interceptions, tackles and solo tackles. (SEE PAGE 48)
- 5** Junior QB **Jimmy Clausen** has thrown for at least 300 yards five times in 2009 helping him average 307.8 yards per game this year, fifth-best in the FBS. (SEE PAGE 34)
- 4** Junior QB **Jimmy Clausen** has been at the top of his game in the fourth quarter this season, helping lead the Irish to a school record four fourth-quarter comebacks for wins. In the final period, Captain Comeback has thrown for 786 yards with eight passing TDs, one rushing TD and only one interception. (SEE PAGE 34)
- 3** Junior WR **Golden Tate** ranks third in the FBS averaging 117.7 receiving yards per game and has 1,059 receiving yards this year. He also ranks third among active players for highest career yards per catch average (17.6). Among Notre Dame records, only three players have more career touchdown receptions than Tate's 21 TDs and if he can average 108.0 receiving yards over the next three games he will break Jeff Samardzija's career receiving yards record. (SEE PAGE 38)
- 2** The Irish offense ranks second in the country in fewest three-and-out possessions. In fact, only two schools are averaging more first downs per game than Notre Dame. (SEE PAGE 10)
- 1** Junior WR **Golden Tate** ranks first among wide receivers in the FBS with 12 total touchdowns (10 receiving, two rushing) and has scored at least one TD in five straight games -- three off the school record. (SEE PAGE 38)
- 0** Senior C **Eric Olsen**, a member of the Rimington Award watch list, has not allowed a sack this season in over 300 passing attempts. (SEE PAGE 43)

2009 Notre Dame Schedule

September 5 September 12	NEVADA (NBC) at Michigan (ABC)	Notre Dame, Ind. Ann Arbor, Mich.	W, 35-0 L, 34-38
September 19 September 26	MICHIGAN STATE (NBC) at Purdue (ESPN)	Notre Dame, Ind. West Lafayette, Ind.	W, 33-30 W, 24-21
October 3 October 17	WASHINGTON (NBC) #6/5 USC (NBC)	Notre Dame, Ind. Notre Dame, Ind.	W, 37-30 (ot) L, 27-34
October 24 October 31	BOSTON COLLEGE (NBC) vs. Washington State (NBC)	Notre Dame, Ind. San Antonio, Texas	W, 20-16 W, 40-14
November 7 November 14	NAVY (NBC) at Pittsburgh (ABC)	Notre Dame, Ind. Pittsburgh, Pa.	L, 21-23 8:00 p.m.
November 21 November 28	CONNECTICUT (NBC) at Stanford (ABC)	Notre Dame, Ind. Palo Alto, Calif.	2:30 p.m. 5:00 p.m.
All Times Local to site			

**Notre Dame
Probable Starting Lineup**

OFFENSE

Pos.	No.	Player	Notes
X	23	Golden Tate — Jr.	Leads all FBS WR in TDs (12), t-2nd in rec. TDs (10) and 3rd in rec. yds per game (117.67)
LT	72	Paul Duncan — Sr.	Has started all nine games in 2009; Missed the entire 2008 season with hip surgery
LG	59	Chris Stewart — Sr.	Has started all nine games in 2009; Made 10 starts at RG in 2008
OC	55	Eric Olsen — Sr.	Has started 28 straight games (final six of 2007 at RG, 13 in 2008 at LG, nine in 2009 at C)
RG	78	Trevor Robinson — So.	Has started all eight games in 2009; Became fifth rookie OL to ever start a game at ND
RT	74	Sam Young — Sr.	Has started all 47 games over the past three seasons (37 games at RT, 10 games at LT)
Z	3	Michael Floyd — So.	Missed six weeks with broken collarbone, but returned against Navy (10 rec. for 141 yds, TD)
QB	7	Jimmy Clausen — Jr.	Has led five 4th quarter comebacks, including four for victory (ND single-season record)
TE	83	Mike Ragone — Jr.	Hauled in career-best 30-yard catch against Navy; missed all of 2008 with knee injury
FB	34	James Aldridge — Sr.	Switched from HB; rushed for 977 yards on 254 attempts over career
HB	5	Armando Allen — Jr.	Back-to-back 100-yard rushing games against Michigan and MSU; career-high 139 vs. UM

DEFENSE

Pos.	No.	Player	Notes
LDE	89	Kapron Lewis-Moore — So.	18 tackles, 2.5 TFLs, two QB hurries and 1.0 sack in the last three games
DT	9	Ethan Johnson — So.	Made five tackles, two tackles for loss, sack and forced fumble against Washington
NT	95	Ian Williams — Jr.	Season-high eight tackles against Navy; first career INT against Washington State
RDE	56	Kerry Neal — Jr.	One of four juniors to have played in every game of his Notre Dame career
SAM	45	Darius Fleming — So.	Ranks tied for 16th in the FBS in TFLs; 3rd among linebackers and 3rd among sophomores
MIKE	58	Brian Smith — Jr.	Ranks second on the team in tackles (51) and tied for third in tackles for loss (5.0)
WILL	5	Manti Te'o — Fr.	Over last five games, ranks tied for first on the Irish defense with 35 tackles
LCB	4	Gary Gray — Jr.	Recorded third career INT and returned 30 yards to setup ND touchdown against USC
SS	31	Sergio Brown — Sr.	First career start at FS against Boston College; also used as extra safety in nickel defense
FS	28	Kyle McCarthy — Sr.	Tied for 6th in the FBS in INTs (five); only DB to rank in FBS top 100 in tackles, solo stops and INTs
RCB	12	Robert Blanton — So.	Four career interceptions, returning one 47 yards for a TD against Purdue

SPECIAL TEAMS

Pos.	No.	Player	Notes
PK	40	Nick Tausch — Fr.	Rookie kicker set a school record with 14 straight field goals (snapped against Navy)
KO	48	David Ruffer — Jr.	Saw first career action as kickoff specialist against USC; averages 63.6 yds per kickoff
P	43	Eric Maust — Sr.	Averages 39.8 yds per punt on 14 attempts (regained starting duties prior to Navy game)
H	43	Eric Maust — Sr.	Holds for both Nick Tausch and Brandon Walker
LSNP	60	Jordan Cowart — Fr.	Serves as snapper on punts
SSNP	52	Braxton Cave — So.	Serves as snapper on field goals
PR	23	Golden Tate — Jr.	Averages 6.7 yds per punt return on seven attempts in 2009
	81	John Goodman — So.	Averages 15.7 yds per punt return on three attempts in 2009
KR	21	Barry Gallup — Sr.	Made kickoff return debut against Michigan; averaged 38.5 yds, including 52-yard return
	32	Theo Riddick — Fr.	Rookie averages 23.8 yds per kickoff return; 12th-best of any true freshman in FBS

KEY PROBABLE NON-STARTERS

Pos.	No.	Player	Notes
CB	2	Darrin Walls — Sr.	Pittsburgh native returns home for game this weekend
CB	8	Raeshon McNeil — Sr.	11th all-time in PBUs (14); third-most PBUs (11) in single-season school history in '08
X	11	Shaquille Evans — Fr.	41st-overall player in ESPN150, 4th-best WR; 44th-best player by <i>Sporting News</i> , 8th-best WR
QB	13	Evan Sharpley — Sr.	Fifth-year senior; spent summer playing in Seattle Mariners' farm system
SS	17	Zeke Motta — Fr.	Participated in '09 U.S. Army All-American Game; Rivals.com ranked 54th-best player overall
Z	18	Duval Kamara — Jr.	Career-high seven receptions in the victory over Boston College
SAM	22	Harrison Smith — Jr.	Made nine starts at LB in 2008; career-high 11 tackles and 1.5 for loss against Michigan
HB	25	Jonas Gray — So.	Powerful, quick running back rushed for 50 yards on nine carries against Nevada
CB/FS	26	Jamoris Slaughter — So.	Recorded first career start in the victory over Washington State
HB	32	Theo Riddick — Fr.	Named <i>Superprep</i> All-American, rating him as 23rd-best running back nationally
HB	33	Robert Hughes — Jr.	Filled in for injured FB James Aldridge; two career 100-yd rushing games
SAM	41	Scott Smith — Sr.	One of four captains in '09; played in 44 career games; 350 special-teams appearances
MIKE	49	Toryan Smith — Sr.	Registered five tackles, two for loss and one sack in season opening victory over Nevada
RG	51	Dan Wenger — Sr.	Started the previous 15 games at center entering 2009; started 19 of 29 games in his career
LT	77	Matt Romine — Jr.	Fully healthy after playing in just five games in 2008
Z	81	John Goodman — So.	64-yard touchdown catch against Washington State was first of his career
Z	82	Robby Parris — Sr.	Career-high nine catches against USC for 92 yards (second-most) before injuring leg
TE	86	Bobby Burger — Sr.	Walked onto team after transferring from Dayton; earned scholarship this preseason
RDE	90	John Ryan — Sr.	Voted by teammates onto leadership committee; started five games in 2009

AN IRISH VICTORY THIS WEEK WOULD...

- ▶ Improve Notre Dame to 7-3 (.700) on the season.
- ▶ Improve Notre Dame to 3-1 (.750) this season away from Notre Dame Stadium.
- ▶ Improve Notre Dame to 45-19-1 (.700) in the all-time series with Pittsburgh.
- ▶ Improve Notre Dame to 26-9-1 (.736) in the all-time series against Pittsburgh on the road.
- ▶ Improve an unranked Notre Dame squad to 16-7 (.696) all-time against Pittsburgh.
- ▶ Improve an unranked Notre Dame squad to 11-3 (.786) all-time against Pittsburgh on the road.
- ▶ Improve an unranked Notre Dame squad to 5-3 (.625) all-time against a ranked Pittsburgh squad.
- ▶ Improve an unranked Notre Dame squad to 4-1 (.800) all-time against a ranked Pittsburgh squad on the road.
- ▶ Improve Notre Dame to 11-6 (.647) all-time against Pittsburgh when the Panthers are ranked.
- ▶ Improve Notre Dame to 6-2 (.750) all-time against Pittsburgh when the Panthers are ranked on the road.
- ▶ Improve Notre Dame to 57-22-1 (.719) all-time against the BIG EAST.
- ▶ Improve Notre Dame to 31-10-1 (.750) all-time against the BIG EAST on the road.
- ▶ Improve Notre Dame's all-time record to 838-287-42 (.736).
- ▶ Improve Notre Dame's all-time road record to 292-142-22 (.664).
- ▶ Improve Weis' Notre Dame record to 36-24 (.600) overall, 2-1 (.667) against Pittsburgh and 3-2 (.600) against the BIG EAST.
- ▶ Improve Weis' road record to 13-9 (.591) overall, 2-0 (1.000) against Pittsburgh and 2-0 (1.000) against the BIG EAST.
- ▶ Improve Weis' record to 12-8 (.600) in November games.
- ▶ Improve Weis' record to 9-5 (.643) in night games.

AN IRISH DEFEAT THIS WEEK WOULD...

- ▶ Drop Notre Dame to 6-4 (.600) on the season.
- ▶ Drop Notre Dame to 2-2 (.500) this season away from Notre Dame Stadium.
- ▶ Drop Notre Dame to 44-20-1 (.685) in the all-time series with Pittsburgh.
- ▶ Drop Notre Dame to 25-10-1 (.708) in the all-time series against Pittsburgh on the road.
- ▶ Drop an unranked Notre Dame squad to 15-8 (.652) all-time against Pittsburgh.
- ▶ Drop an unranked Notre Dame squad to 10-4 (.714) all-time against Pittsburgh on the road.
- ▶ Drop an unranked Notre Dame squad to 4-4 (.500) all-time against a ranked Pittsburgh squad.
- ▶ Drop an unranked Notre Dame squad to 3-2 (.600) all-time against a ranked Pittsburgh squad on the road.
- ▶ Drop Notre Dame to 10-7 (.588) all-time against Pittsburgh when the Panthers are ranked.
- ▶ Drop Notre Dame to 5-3 (.625) all-time against Pittsburgh when the Panthers are ranked on the road.
- ▶ Drop Notre Dame to 56-23-1 (.706) all-time against the BIG EAST.
- ▶ Drop Notre Dame to 30-11-1 (.726) all-time against the BIG EAST on the road.
- ▶ Drop Notre Dame's all-time record to 837-288-42 (.735).
- ▶ Drop Notre Dame's all-time road record to 291-143-22 (.662).
- ▶ Drop Weis' Notre Dame record to 35-25 (.583) overall, 1-2 (.333) against Pittsburgh and 2-3 (.400) against the BIG EAST.
- ▶ Drop Weis' road record to 12-10 (.545) overall, 1-1 (.500) against Pittsburgh and 1-1 (.500) against the BIG EAST.
- ▶ Drop Weis' record to 11-9 (.550) in November games.
- ▶ Drop Weis' record to 8-6 (.571) in night games.

FOURTH QUARTER MAGIC

- ▶ Notre Dame did it again. The Irish rallied from behind in the fourth quarter to upend Boston College. Notre Dame trailed 16-13 with 9:16 remaining in the fourth quarter before a pair of junior RB **Armando Allen** runs gained 13 yards and junior QB **Jimmy Clausen** found junior WR **Golden Tate** for a 36-yard touchdown with 8:12 left. The Irish defense did the rest, forcing a three-and-out and two interceptions on the Eagles' final three drives of the game.
- ▶ Notre Dame has now registered four come-from-behind, fourth-quarter victories this season – a first in Irish football history. The previous record for fourth-quarter, comeback victories was three (set on numerous occasions).
- ▶ The Irish have actually rallied from five fourth quarter deficits this season, but were not able to hold off Michigan on Sept. 12.
- ▶ Notre Dame rallied from fourth quarter deficits in four consecutive games (winning three) against Michigan, Michigan State, Purdue and Washington. The Irish had four fourth quarter comebacks during the 1999 season. Notre Dame also had three fourth quarter comebacks in each of the 1990, 1997, 2000, 2002 and 2003 seasons.
- ▶ The previous school record for consecutive fourth quarter comebacks was three during the 2000 season. Interestingly enough, those three straight fourth quarter comebacks to open the 2000 season came under the guidance of three different quarterbacks (Arnaz Battle, Gary Godsey and Matt LoVecchio).
- ▶ Notre Dame nearly pulled off its fourth consecutive fourth quarter come-from-behind victory against No. 4 USC. The Irish trailed the Trojans, 34-14, with just under 11 minutes remaining in the contest before the Irish caught fire. Notre Dame scored a pair of touchdowns and drove all the way to the Trojans' four-yard line trailing 34-27, but was unable to get the tying touchdown.
- ▶ The comeback would have been the greatest fourth quarter rally since the Irish stormed past Houston in the 1979 Cotton Bowl behind Joe Montana, erasing a 22-point fourth-quarter deficit for a 35-34 win.
- ▶ Notre Dame found themselves trailing Navy 21-7 heading into the fourth quarter and 23-14 with one minute remaining in the fourth quarter, but the Irish managed a pair of fourth quarter touchdowns to nearly post another thrilling, last second victory. Notre Dame drew within two points, 23-21, but was unable to come away with an onside kick with 24 seconds left.
- ▶ Irish junior signal caller **Jimmy Clausen** did his part in the fourth quarter. He completed 13 of 21 passes for 225 yards and two touchdowns over the final 15 minutes of the contest.

CLOSE SHAVES

- ▶ Notre Dame has become quite accustomed to nailbiting finishes. The Irish played in six consecutive games decided by seven points or less prior to the rout of Washington State.
- ▶ Notre Dame has now played in seven games this season decided by seven points or less and the Irish are 4-3 in those games. The seven games decided by seven points or less in a single season ties the school record. The 1990 Notre Dame squad also played in seven such games, including the Orange Bowl.
- ▶ No team in the FBS has played in more games decided by seven points or less this season.
- ▶ The streak of six consecutive games decided by a touchdown or less for Notre Dame equals the school record. Notre Dame last played in six consecutive games decided by seven points or less in 1983-84, when they went down to the wire with Pittsburgh (L, 16-21), Penn State (L, 30-34), Air Force (L, 22-23), Boston College (W, 19-18 in 1983 Liberty Bowl), Purdue (L, 21-23) and Michigan State (W, 24-20). No Irish team has ever played seven straight games decided by a touchdown or less.
- ▶ Six straight football games in a single season decided by seven or fewer points? It hasn't happened in the 120-year history of Notre Dame football. The previous single-season school record for consecutive games decided seven points or less came during the 1939 season when the Irish started the season with five games in that fashion (W 3-0 vs. Purdue, W 17-14 vs. Georgia Tech, W 20-19 vs. SMU, W 14-7 vs. Navy, W 7-6 vs. Carnegie Tech).
- ▶ With its late-game heroics against Washington, Notre Dame captured three consecutive games by seven points or less. The last time the Irish won three straight games by a touchdown or less came in 2002 during Tyrone Willingham's first season: 24-17 vs. Purdue; 25-23 vs. No. 7 Michigan; 21-17 at Michigan State.
- ▶ Prior to the 2002 streak, the last time it happened was Nov. 8-22, 1941, when rookie head coach Frank Leahy led the Irish to narrow wins over No. 6 Navy (20-13), No. 8 Northwestern (7-6) and USC (20-18).
- ▶ The Notre Dame record for consecutive wins by seven points or less is five, the first five games of the 1939 season (Sept. 30-Oct. 28) under head coach Elmer Layden.
- ▶ The recent Irish streak marked just the fifth time Notre Dame has won three straight games by seven points or less. The others are the aforementioned streak in 2002, the last three games of 1941, the first five games of 1939 and the last three games of the 1937 season (Nov. 13-27).
- ▶ The Notre Dame record for wins by seven points or less in a season is six, set in 1939 when that club had a 6-1 record in games decided by seven or less. The 1937 team was 5-1-1 and the 2002 club was 5-1-0 in games decided by seven or less, while the 1929 (4-0), 1940 (4-1), 1974 (4-0), 1990 (4-3), 1997 (4-2) and 1998 (4-1) teams all had four wins by seven or less over the course of the season.
- ▶ As for winning percentage in games decided by seven points or less, the 1929 and 1974 teams were both 4-0, while the 1926, 1928, 1954 and 1957 teams finished 3-0.
- ▶ One item of note on the greatness of Knute Rockne: he was 20-3-5 (.804) in games decided by seven points or less over his Notre Dame career, including 16-0-2 (.944) over his last seven years. Charlie Weis is 12-9 (.571) in games decided by seven points or less.

DOWN TO THE WIRE

- ▶ Six of Notre Dame's eight games this season have not been ultimately decided until the final minute of regulation or overtime.
- ▶ With the victory over Washington, Notre Dame snapped its three-game losing streak in overtime games. The Irish had not won an overtime game since 2003.
- ▶ Notre Dame improved to 3-6 in overtime in school history. Eight of the nine Irish overtime contests have come at Notre Dame Stadium.

W 37-30 vs. Washington (2009)	L 24-27 vs. Nebraska (2000)
L 33-36 vs. Pittsburgh (2008)	W 34-31 vs. Air Force (2000)
L 44-46 vs. Navy (2007)	L 20-27 at USC (1996)
L 41-44 vs. Michigan State (2005)	L 17-20 vs. Air Force (1996)
W 29-26 vs. Washington State (2003)	

Notre Dame's Record When...

	2009 Weis Era	
At Home	4-2	19-13
On The Road	1-1	12-9
Neutral Site Games	1-0	4-2
In Overtime	1-0	1-3
Coming off a loss	2-0	11-11
Coming off a win	3-2	20-8
Coming of an open date	0-1	2-3
Both teams are AP-ranked	0-1	3-6
Neither team is ranked	4-0	13-9
ND is ranked higher	2-2	19-4
Opponent is ranked higher	0-1	3-11
Vs. In-state Opponents	1-0	4-1
In September	3-1	13-9
In October	3-1	12-6
In November	0-1	11-8
In December	0-0	1-0
In January	0-0	0-2
On Television	6-3	35-24
On NBC	5-2	20-13
On ABC	0-1	7-6
On ESPN	1-0	4-4
On ESPN2	0-0	1-0
On CBS	0-0	2-0
On CSTV	0-0	1-0
On Fox	0-0	0-1
Afternoon Games	4-3	27-19
Night Games	2-0	8-5
Decided By 7 or Less	4-3	12-9
Scoring First	4-0	24-7
Opponent Scores First	2-3	11-17
Leading At Halftime	4-1	25-6
Tied At Halftime	0-0	4-0
Trailing At Halftime	2-2	6-18
Leading After 3 Qtrs.	4-0	27-4
Tied After 3 Qtrs.	0-0	1-1
Trailing After 3 Qtrs.	2-3	7-19
Scoring 40+ Points	1-0	11-2
Scoring 30+ Points	3-1	22-5
Scoring 20-29 Points	2-2	18-10
Scoring 0-19 Points	0-0	2-12
Allowing 40+ Points	0-0	0-6
Allowing 30+ Points	2-2	4-17
Allowing 20-29 Points	1-1	13-8
Allowing 0-19 Points	3-0	19-1
Outrushing Opponent	5-0	20-0
Getting Outrushed	1-3	15-24
Passing For More Yds	3-2	25-14
Passing For Fewer Yds	3-1	10-10
Outgaining Opponent	5-2	25-9
Getting Outgained	1-1	10-14
Winning Time of Poss.	5-2	27-8
Losing Time of Poss.	1-1	8-16
Scoring a Def./ST TD	0-0	12-3
Allowing a Def./ST TD	1-1	3-9
Fewer Penalty Yards	3-1	16-14
More Penalty Yards	3-2	19-9
Winning Turnover Battle	5-1	25-9
Losing Turnover Battle	1-1	7-11
Individual 100-yard rusher	2-1	16-5
Individual 100-yard receiver	4-3	21-10
Individual 200-yard passer	5-3	29-13
Opponent 100-yard rusher	2-2	7-17
Opponent 100-yard receiver	3-1	15-8
Opponent 200-yard passer	4-2	17-13

National
Rankings

ASSOCIATED PRESS (Nov. 8)

Rk	School	Record	Pts
1.	Florida (39)	9-0	1467
2.	Texas (10)	9-0	1430
3.	Alabama (11)	9-0	1422
4.	TCU	9-0	1271
5.	Cincinnati	9-0	1263
6.	Boise State	9-0	1228
7.	Georgia Tech	9-1	1127
8.	Pittsburgh	8-1	945
9.	LSU	7-2	904
10.	Ohio State	8-2	898
11.	USC	7-2	834
12.	Miami (FL)	7-2	805
13.	Houston	8-1	783
14.	Oregon	7-2	752
15.	Iowa	9-1	741
16.	Utah	8-1	706
17.	Oklahoma State	7-2	492
18.	Arizona	6-2	476
19.	Penn State	8-2	467
20.	Virginia Tech	6-3	275
21.	Wisconsin	7-2	274
22.	Brigham Young	7-2	219
23.	South Florida	6-2	167
24.	Clemson	6-3	149
25.	Stanford	6-3	107

Others Receiving Votes

Oregon State 95, West Virginia 54, Auburn 54, Texas Tech 24, **Navy 19**, Tennessee 12, Rutgers 11, Nebraska 11, Temple 7, Kansas State 5, **NOTRE DAME 3**, Mississippi 2, Fresno State 2, Troy 1.

USA TODAY/COACHES (Nov. 8)

Rk	School	Record	Pts
1.	Florida (48)	9-0	1460
2.	Texas (4)	9-0	1399
3.	Alabama (7)	9-0	1389
4.	TCU	9-0	1262
5.	Cincinnati	9-0	1224
6.	Boise State	9-0	1200
7.	Georgia Tech	9-1	1118
8.	Ohio State	8-2	944
9.	Pittsburgh	8-1	940
10.	USC	7-2	847
11.	LSU	7-2	838
12.	Houston	8-1	766
13.	Iowa	9-1	757
14.	Utah	8-1	688
15.	Miami (FL)	7-2	685
16.	Oregon	7-2	665
17.	Penn State	8-2	552
18.	Oklahoma State	7-2	530
19.	Arizona	6-2	472
20.	Wisconsin	7-2	341
21.	Virginia Tech	6-3	268
22.	Brigham Young	7-2	216
23.	West Virginia	7-2	121
24.	South Florida	6-2	106
25.	Auburn	7-3	80

Others Receiving Votes

Clemson 71, **Stanford 54**, Oregon State 39, Texas Tech 36, Nebraska 31, **Navy 28**, Temple 8, Central Michigan 8, North Carolina 7, **Boston College 7**, Oklahoma 6, Rutgers 3, Tennessee 3, Mississippi 2, Fresno State 1, Kansas State 1.2009 opponents in **bold**

- ▶ Prior to the victory over Washington, Notre Dame had never won a game in overtime the week following a victory in the last minute of regulation in its storied history.
- ▶ Notre Dame has now won four games in its storied history by scoring a touchdown in the last 30 seconds of regulation. Here is that list of games:

Sept. 26, 2009 Notre Dame 24, at Purdue 21 (0:25)
Oct. 21, 2006 at Notre Dame 20, UCLA 17 (0:27)Nov. 14, 1992 at Notre Dame 17, Penn State 16 (0:19)
Jan. 1, 1979 Notre Dame 35, Houston 34 (1979 Cotton Bowl) (:00)

- ▶ Notre Dame has now won 17 games all-time in overtime or with less than 25 seconds remaining in regulation and only five of those have come on the road.
- ▶ The Irish have never registered a longer drive (72 yards) to win a game on the road with less than 25 seconds to go in the contest in school history than it did at Purdue.
- ▶ Notre Dame scored with just 24.8 seconds remaining on the clock at Purdue. It is the latest the Irish have scored to secure a victory on the road since 1997 when Scott Cengia booted a field goal with five seconds left to secure a 23-22 victory at Hawaii.

Michigan 38, Notre Dame 34

The Wolverines scored a go-ahead touchdown with 11 seconds left to secure a 38-34 victory over the Irish.

Notre Dame 33, Michigan State 30The Irish regained the lead with 5:18 to go in regulation on junior WR **Golden Tate's** 33-yard touchdown catch, but the Spartans drove to Notre Dame's 18-yard line before senior SS **Kyle McCarthy's** interception at the four-yard line with 57 seconds left secured the victory.**Notre Dame 24, Purdue 21**Junior QB **Jimmy Clausen** completed a two-yard touchdown pass to sophomore TE **Kyle Rudolph** with 24.8 seconds to play, and Notre Dame rallied for a 24-21 win over Purdue. Clausen led the Irish on a 12-play, 72-yard drive. He went 6-for-9 on the drive for 69 yards, including the go-ahead touchdown pass.

- ▶ Since the series with Purdue resumed in 1946, there have been just five games where the winning points were scored in the final five minutes. Ironically, three have come on the date of Sept. 26. Here is a list of those five games:

Sept. 26, 2009 Notre Dame 24, at Purdue 21

Sept. 16, 2000 at #21 Notre Dame 23, #13 Purdue 21

Sept. 26, 1998 at #23 Notre Dame 31, Purdue 30

Sept. 26, 1981 at Purdue 15, #13 Notre Dame 14

Sept. 25, 1971 #2 Notre Dame 8, at Purdue 7

Notre Dame 37, Washington 30 (ot)Notre Dame waited even later than the last minute to pull out this finish. Junior RB **Robert Hughes** scored on a 1-yard run in overtime and junior FS **Harrison Smith** and senior SS **Kyle McCarthy** jarred the ball loose from Washington receiver D'Andre Goodwin near the goal line on fourth-and-19 as the Fighting Irish beat the Huskies 37-30.**USC 34, Notre Dame 27**Junior QB **Jimmy Clausen** nearly executed another thrilling fourth-quarter rally, but came up four yards short as No. 6 USC held on for a 34-27 victory against No. 25 Notre Dame. On Clausen's first pass into the end zone, sophomore TE **Kyle Rudolph** made a juggling catch but was out of bounds. The second was knocked down by Josh Pinkard and the Trojans started celebrating thinking the game was over. But the officials ruled there was 1 second left. Clausen fired to junior WR **Duval Kamara**, who slipped and couldn't get a hand on it.**Notre Dame 20, Boston College 16**Junior WR **Golden Tate** caught 11 passes for 128 yards and two touchdowns to lead Notre Dame to a 20-16 victory over Boston College, ending a six-game losing streak to the Eagles. The Irish came up with three interceptions in the second half, the final one with 98 seconds left. The last five games Notre Dame has played were decided in the final minute.**Navy 23, Notre Dame 21**Notre Dame scored with 24 seconds left on a 31-yard pass from junior QB **Jimmy Clausen**, his second of the fourth quarter, to junior WR **Golden Tate** to cut the lead to two, but the ensuing onside kick went out of bounds. Clausen was 37 of 51 yards passing for 452 yards, all career highs. The 37 completions are a school record and the yardage was the fourth best in school history.**NOTRE DAME IN NOVEMBER**

- ▶ Notre Dame is 309-118-28 (.710) all-time during the month of November.
- ▶ The Irish are 143-43-7 (.759) in November home games.
- ▶ Notre Dame has an all-time mark of 116-63-16 (.636) in road games during November.
- ▶ The Irish are 50-12-5 (.784) in November neutral games.
- ▶ Notre Dame has gone 10-8 (.556) in November under head coach Charlie Weis.

ON THIS DATE

Notre Dame has played 15 previous games in its history on Nov. 14. The Irish are 12-2-1 all-time on the date. The Irish were ranked inside the top 25 on seven occasions, including each of the previous three games and seven of nine.

1889	W	Northwestern	9-0	A
1903	T	Northwestern (Chicago)	0-0	N
1914	W	Carlisle (Chicago)	48-6	N
1925	W	Carnegie Tech (HC)	26-0	H
1931	W	Navy (Baltimore)	20-0	N
1936	W	Army (New York)	20-6	N
1942	L	(4) Michigan (6)	20-32	H
1953	W	(1) North Carolina	34-14	A
1959	L	Pittsburgh (R)	13-28	A
1964	W	(1) Michigan State	34-7	H
1970	W	(1) Georgia Tech (6:28)	10-7	H
1981	W	Air Force	35-7	A
1987	W	(7) Alabama (10)	37-6	H
1992	W	(8) Penn State (22) (S) (0:20)	17-16	H
1998	W	(12) Navy (Baltimore)	30-0	N

Beginning with the 1936 season, the number in front of the opponent name indicates Notre Dame's ranking in the Associated Press poll coming into the game. The number following the opponent name indicates its ranking. The letter R indicates the game was played in rain. The letter S indicates the game was played in snow. 0:00 indicates the amount of time remaining when the deciding points were scored. The letters HC indicate homecoming game.

Nov. 14, 1942: In a classic battle against Michigan, Notre Dame lost, 32-20, in one of the most exciting games of the year. Red Miller, hero of Notre Dame's first victory over Michigan, was in the stands in South Bend to see his son Creighton Miller in action.

Nov. 14, 1987: No. 7 Notre Dame rolled up 348 yards rushing, including 149 from Mark Green, as the Irish ripped No. 10 Alabama, 37-6.

Nov. 14, 1992: It seemed everything was set up for a classic game - and Mother Nature decided to play her part as well. By the time the clock showed under a minute remaining and an inch of snow covered the Stadium grass, Jerome Bettis caught a pass from Rick Mirer to cut Penn State's lead to 16-15. These were the days before overtime in college football - when many big games were decided on a coach's decision to go for the two point conversion. Lou Holtz did not hesitate - he drew up a play on the sidelines with Mirer and the rest is college football history. Mirer found Reggie Brooks in the back of the end zone to give the Irish a 17-16 victory.

IRISH OFFENSIVE LINE PASSES CENTURY MARK FOR CAREER STARTS

► First-year offensive line coach Frank Verducci is charged with improving the Irish rushing attack in 2009 and will attempt to do so with one of the most experienced offensive line units in Notre Dame's recent history.
 ► Six players having starting experience for the Irish, led by right tackle **Sam Young's** 47 starts, **Eric Olsen** (28 starts), **Paul Duncan** (21 starts), **Dan Wenger** (19 starts), **Chris Stewart** (19 starts) and **Trevor Robinson** (11 starts) help bring the Irish total to 145 combined career starts. Notre Dame's total of 100, entering this season, was the second most in the past decade at Notre Dame.

2009 Irish Honors/Awards

James Aldridge

- Irish Leadership Committee
- Phil Steele's #54 RB

Armando Allen

- Doak Walker Award Candidate
- Phil Steele's #17 KR
- Phil Steele's #47 RB

Mike Anello

- 2009 Academic All-District 5
- ARA Sportsmanship Award Finalist
- Irish Leadership Committee
- Lott Award Watch List

Sergio Brown

- Irish Leadership Committee

Jimmy Clausen

- SI.com First Team Midseason All-American
- *Sporting News* First Team Midseason All-American
- AT&T/ESPN All-America Player of the Week (9.7)
- College Football Performance Awards (CFPA) Performer of the Week (9.6)
- Davey O'Brien QB of the Week (10.5)
- Maxwell Award Semifinalist
- Maxwell Award Watch List
- Davey O'Brien Award Semifinalist
- Davey O'Brien Award Watch List
- Manning Award Watch List
- Allstate / AFCA Good Works Team® Candidate
- Phil Steele's #10 QB
- Lindy's #23 QB
- Irish Offensive Co-Captain

Michael Floyd

- Irish Leadership Committee
- Lindy's #20 WR
- CFPA Performer of the Week (9.6)
- CFPA Honorable Mention (9.13)

Gary Gray

- Phil Steele's #59 CB

Duval Kamara

- Phil Steele's #22 WR

Eric Maust

- Phil Steele's #17 P

Kyle McCarthy

- Bednarik Award Watch List
- Irish Defensive Captain
- Phil Steele's #21 SS

Raeshon McNeil

- Phil Steele's #47 CB

Kerry Neal

- Irish Leadership Committee

Eric Olsen

- Irish Offensive Co-Captain
- *Sporting News* Preseason Third Team All-American
- Rimington Award Midseason Watch List
- Lombardi Award Watch List
- Phil Steele's #25 OG

Mike Ragone

- Phil Steele's #19 TE

Kyle Rudolph

- Irish Leadership Committee
- Mackey Award Midseason Watch List
- John Mackey Tight End Of The Week (9.20)
- CFPA Honorable Mention (9.20)

John Ryan

- Irish Leadership Committee

Brian Smith

- Irish Leadership Committee
- Lombardi Award Watch List
- Phil Steele's #14 ILB

Harrison Smith

- Phil Steele's #15 FS
- Lindy's #37 FS

Scott Smith

- Irish Special Teams Captain

Toryan Smith

- Phil Steele's #53 ILB

Chris Stewart

- 2009 Academic All-District 5
- Phil Steele's #13 OG

Golden Tate

- Phil Steele Preseason First Team All-American
- *Sporting News* Preseason Third Team All-American
- CFPA Honorable Mention Performer of the Week (9.13)
- AT&T/ESPN All-America Player of the Week (10.8)
- Maxwell Award Semifinalist
- Maxwell Award Watch List
- Biletnikoff Award Semifinalist
- Biletnikoff Award Watch List
- Phil Steele's #6 WR
- Lindy's #15 WR
- Phil Steele's #19 PR

Nick Tausch

- Lou Groza Award Semifinalist

Brandon Walker

- Lou Groza Watch List

Darrin Walls

- Phil Steele's #15 CB

Dan Wenger

- Rimington Trophy Watch List
- Phil Steele's #11 OC

Ian Williams

- Phil Steele's #20 DT

Sam Young

- Irish Leadership Committee
- Phil Steele Preseason Second Team All-American
- Outland Trophy Watch List
- Lombardi Award Watch List
- Phil Steele's #4 OT
- Lindy's #7 OT

PRESEASON UNIT RANKINGS

- Phil Steele's #1 WR/TE
- Athlon's #2 WR/TE
- Lindy's #4 WR
- Phil Steele's #5 OL
- Phil Steele's #7 DB
- Phil Steele's #12 QB
- Phil Steele's #14 LB
- Phil Steele's #17 RB
- Phil Steele's #19 ST

PRESEASON TEAM RANKINGS

- Phil Steele #7
- *Sporting News* #18
- Athlon #24

Irish Big Play Offense

10+ Yard Rushes

- 37 Robert Hughes (Washington)
- 33 Golden Tate (Washington State)
- 31 Golden Tate (Washington)
- 24 Armando Allen (Michigan)
- 24 Theo Riddick (Purdue)
- 21 Armando Allen (Washington)
- 20 Robert Hughes (Purdue)
- 19 Jonas Gray (Nevada)
- 18 Theo Riddick (Navy)
- 18 Robert Hughes (Washington State)
- *16 Golden Tate (Washington State)
- 16 Armando Allen (Boston College)
- 16 Dayne Crist (Purdue)
- 15 Robert Hughes (Washington State)
- 15 Robert Hughes (Washington)
- 15 Armando Allen (Michigan)
- 15 Jonas Gray (Michigan State)
- 15 Golden Tate (Purdue)
- 15 Jonas Gray (Nevada)
- 14 Theo Riddick (Washington State)
- 14 Jonas Gray (Washington State)
- *14 Golden Tate (Purdue)
- 14 Armando Allen (Nevada)
- 14 Armando Allen (Michigan)
- 13 Robert Hughes (Navy)
- 13 John Goodman (USC)
- *13 Armando Allen (Michigan State)
- 13 Golden Tate (Purdue)
- 13 Armando Allen (Michigan)
- 12 Robert Hughes (Washington State)
- 12 Armando Allen (Boston College)
- 12 Armando Allen (USC)
- 12 Robert Hughes (Washington)
- 12 Armando Allen (Michigan State)
- 11 Robert Hughes (Washington State)
- 11 Theo Riddick (Washington State)
- 11 Armando Allen (Boston College)
- 11 Jimmy Clausen (USC)
- 11 Armando Allen (Michigan State)
- 11 Armando Allen (Michigan)
- 10 Golden Tate (Washington State)
- 10 Robert Hughes (Washington State)
- 10 Duval Kamara (Michigan)
- 10 Armando Allen (Nevada)

* indicates touchdown

Starts (Players with Starting Experience)

- 102 (Six)
- 100 (Six)**
- 91 (Four)
- 79 (Six)
- 60 (Five)

List above was calculated entering the 2009 season.

Year Starts (Players with Starting Experience)Year

- 2005 60 (Six) 2001
- 2009** 49 (Seven) 2000
- 2006 46 (Two) 2007
- 2002 46 (Six) 2004
- 2008 21 (Three) 2003

2009 NOTRE DAME OPPONENT UPDATE

Below is a look at Notre Dame opponents' upcoming games. Since 1977, when the NCAA started rating strength of schedule, Notre Dame's schedule has been rated the most difficult five times (1978, 1985, 1987, 1989 and 1995).

Opponent	'09 Record	Nov. 14	Opponent	'09 Record	Nov. 14
Nevada	6-3	Fresno State	Boston College	6-3	at Virginia
Michigan	5-5	at Wisconsin	Washington State	1-8	at UCLA
Michigan State	5-5	at Purdue	Navy	7-3	Delaware
Purdue	4-6	Michigan State	Pittsburgh	8-1	Notre Dame
Washington	3-6	at Oregon State	UConn	4-5	Bye
USC	7-2	Stanford	Stanford	6-3	at USC

Opponents' combined 2009 record: 62-50 (.554); NCAA recognized strength of schedule numbers do not include games played against FCS foes

► Notre Dame's strength of schedule stands at tied for 34th (53-44 for .546). Pittsburgh is tied for 17th at 45-33 (.577). When it comes to future opposition, Notre Dame stands 21st at .640 (16-9). Notre Dame's remaining opponents are Pittsburgh (8-1), Connecticut (4-5) and

Irish Among National Leaders

Category	Rank	Stat	National Leader	Stat
Rushing Offense	71	138.11	Nevada	319.13
Passing Offense	5	325.56	Houston	433.67
Total Offense	6	463.67	Houston	577.89
Scoring Offense	36	30.11	Houston	42.11
Rushing Defense	67	148.78	Texas	55.33
Pass Efficiency Defense	85	134.21	Florida	85.86
Total Defense	79	386.22	Texas	230.78
Scoring Defense	49	22.89	Florida	10.11
Net Punting	92	33.56	Georgia	43.95
Punt Returns	61	9.00	Arizona	19.00
Kickoff Returns	45	22.89	Stanford	32.06
Turnover Margin	14	.89	Rutgers	2.25
Pass Defense	88	237.44	Air Force	127.20
Passing Efficiency	5	161.16	Cincinnati	171.84
Sacks	55	2.00	Pittsburgh	4.33
Tackles For Loss	37	6.56	Cincinnati	8.89
Sacks Allowed	69	2.11	Oklahoma St.	.44

Passing Efficiency

Jimmy Clausen 3rd 162.88

Total Offense

Jimmy Clausen 8th 300.89

Receptions

Golden Tate t-10th 7.22

Receiving Yards

Golden Tate 3rd 117.67

Interceptions

Kyle McCarthy t-6th 0.56

Kickoff Returns

Theo Riddick 64th 23.77

Field Goals

Nick Tausch t-14th 1.56

Scoring

Golden Tate t-33rd 8.00
Nick Tausch t-40th 7.67

All-Purpose Runners

Golden Tate 21st 147.22

Tackles

Kyle McCarthy t-73rd 8.00

Tackles For Loss

Darius Fleming t-15th 1.44

Stanford (6-3).

IRISH DEBUTS

The following players made their Notre Dame debuts in the season opener against Nevada: sophomore LB **Anthony McDonald**, freshman S **Zeke Motta**, freshman RB **Theo Riddick**, senior TE **Bobby Burger**, freshman LB **Manti Te'o**, sophomore LB **David Posluszny**, sophomore CB **Jamoris Slaughter**, sophomore DE **Kapron Lewis-Moore**, sophomore QB **Dayne Crist**, freshman PK **Nick Tausch**, freshman LS **Jordan Cowart**, freshman WR **Shaquelle Evans**, sophomore DT **Hafis Williams**, sophomore WR **Deion Walker**, freshman TE **Tyler Eifert**, sophomore OT **Lane Clelland**, sophomore WR **John Goodman**, sophomore DB **Dan McCarthy**, junior WR **Chris Gurries**, sophomore OC **Mike Golic, Jr.** and sophomore DT **Sean Cwynar**.

UNIVERSITY OF NOTRE DAME GRADUATES

The 2009 Notre Dame roster features eight players who have already earned their undergraduate degree from the University. They all graduated from Notre Dame in May of 2009. Here is a list of the graduates on the 2009 Notre Dame football team.

- ▶ OT **Paul Duncan**: degree in management-entrepreneurship from the Mendoza College of Business.
- ▶ QB **Evan Sharpley**: degree in history from the College of Arts and Letters.
- ▶ CB **Mike Anello**: degree in finance from the Mendoza College of Business.
- ▶ S **Ray Herring**: degree in sociology from the College of Arts and Letters.
- ▶ S **Kyle McCarthy**: degree in finance from the Mendoza College of Business.
- ▶ LB **Scott Smith**: degrees in management from the Mendoza College of Business and sociology from the College of Arts and Letters.
- ▶ WR **Barry Gallup**: degree in finance from the Mendoza College of Business.
- ▶ OG **Chris Stewart**: degree in history from the College of Arts and Letters.
- ▶ Notre Dame's eight graduates is tied with Auburn, Penn State, Texas Tech, UNLV, Miami, Fla. and East Carolina for the fourth-most graduates on a 2009 FBS roster.

ONLY THE BIG BOYS

Notre Dame is one of just four NCAA FBS programs to have not faced a non-FBS opponent since the current setup was established in 1978. The three other remaining schools that have yet to play a non-FBS opponent are USC, UCLA and Washington. The list shrunk from five following Michigan State's contest with Montana State on Sept. 5.

PLAYING STREAKS

- ▶ The following players extended active starting streaks last week: senior OT **Sam Young** 47, senior OC **Eric Olsen** 28, junior QB **Jimmy Clausen** 25, sophomore TE **Kyle Rudolph** 22 and senior SS **Kyle McCarthy** 22.

LEADERSHIP COMMITTEE '09

Junior QB **Jimmy Clausen**, senior SS **Kyle McCarthy**, senior OC **Eric Olsen** and senior LB **Scott Smith** have been selected captains of the 2009 Notre Dame football team.

Voting was conducted Friday, Aug. 14, with the results announced to the team by head coach Charlie Weis. Clausen and Olsen will captain the offense, McCarthy will serve as the defensive captain and Smith will represent the special teams. The results from the vote also helped form the leadership committee.

Player, Pos.	Cl.	Hometown	Player, Pos.	Cl.	Hometown
James Aldridge, FB	Sr.	St. Louis, Mo.	Eric Olsen, OC	Sr.	Staten Island, N.Y.
Mike Anello, DB	Sr.	Orland Park, Ill.	Kyle Rudolph, TE	So.	Cincinnati, Ohio
Sergio Brown, DB	Sr.	Maywood, Ill.	John Ryan, DE	Sr.	Westlake, Ohio
Jimmy Clausen, QB	Jr.	Westlake Village, Calif.	Brian Smith, LB	Jr.	Overland Park, Kan.
Michael Floyd, WR	So.	St. Paul, Minn.	Scott Smith, LB	Sr.	Highland Park, Ill.
Kyle McCarthy, SS	Sr.	Youngstown, Ohio	Sam Young, OT	Sr.	Coral Springs, Fla.
Kerry Neal, DE	Jr.	Bunn, N.C.			

HOW DO THEY STACK UP?

Average weight of the offensive and defensive lines: Notre Dame OL 314.4 lbs. vs. Pittsburgh DL 273.8 lbs. Notre Dame DL 275.0 lbs. vs. Pittsburgh OL 289.0 lbs.	Average height of the receivers and the secondaries: Notre Dame WR/TE 6' 2 2/3" vs. Pittsburgh DB 5' 11 1/4" Notre Dame DB 6' 0 3/4" vs. Pittsburgh WR/TE 6' 4"
---	--

WHO NEEDS A PUNTER?

- ▶ Notre Dame has had little difficulty mounting up points (172) and yards (2,203) in its meetings with Navy the past five seasons. The Irish were not forced to punt against the Midshipmen in either of the 2005, '06, '07 and '09 games. Notre Dame has run 363 plays in the last five years against Navy and punted just three times, but the Irish are just 3-2 in those meetings.
- ▶ Notre Dame's only three punts in the five meetings came in 2008 when the Irish went 230 offensive plays against Navy between punts.

NO TURNOVERS = VICTORY (USUALLY)

- ▶ Notre Dame is 54-4-1 since 1985 when its does not commit a turnover. The Irish are 14-4 in turnover-less games under head coach Charlie Weis. Notre Dame actually had an amazing 41-game unbeaten streak (40-0-1) in games without a turnover snapped in 2004 against USC. Prior to that game, the last time a Notre Dame team lost a game without committing a turnover was a 34-30 loss at Penn State on Nov. 12, 1983.
- ▶ Two of Notre Dame's six victories in 2009 have been keynoted by errorless outings in the turnover department as the Irish collected wins over Nevada (35-0) and Boston College (20-16) while not losing the ball via a turnover.

Irish Big Play Offense

20+ Yard Receptions

- *88 Michael Floyd (Nevada)
- 77 Golden Tate (Washington)
- *70 Michael Floyd (Nevada)
- *67 Golden Tate (Washington)
- *64 John Goodman (Washington State)
- 54 Golden Tate (Michigan State)
- 52 Kyle Rudolph (Michigan State)
- *50 Golden Tate (Washington State)
- *45 Golden Tate (USC)
- 37 Michael Floyd (Michigan)
- *36 Golden Tate (Boston College)
- 36 Golden Tate (Nevada)
- 33 Michael Floyd (Michigan)
- *33 Golden Tate (Michigan State)
- *31 Golden Tate (Navy)
- 30 Robert Hughes (Navy)
- 30 Mike Ragone (Navy)
- 30 Kyle Rudolph (Washington)
- 27 Golden Tate (Michigan)
- 26 Robby Parris (Washington)
- 26 Armando Allen (Nevada)
- 25 Robby Parris (USC)
- 25 Robert Hughes (Washington)
- *24 Michael Floyd (Nevada)
- 24 Kyle Rudolph (Michigan)
- 23 Michael Floyd (Navy)
- 23 Jonas Gray (Purdue)
- 22 Michael Floyd (Navy)
- 22 Golden Tate (Boston College)
- 22 Golden Tate (Washington)
- 22 Kyle Rudolph (Purdue)
- *22 Michael Floyd (Michigan State)
- 21 Golden Tate (Washington State)
- 21 Armando Allen (USC)
- *21 Golden Tate (Michigan)
- 20 Robby Parris (Washington)

* indicates touchdown

Irish Big Play Offense

20+ Yard Completions

*88	Jimmy Clausen (Nevada)
77	Jimmy Clausen (Washington)
*70	Jimmy Clausen (Nevada)
*67	Jimmy Clausen (Washington)
*64	Dayne Crist (Washington State)
54	Jimmy Clausen (Michigan State)
52	Jimmy Clausen (Michigan State)
*50	Jimmy Clausen (Washington State)
*45	Jimmy Clausen (USC)
37	Jimmy Clausen (Michigan)
*36	Jimmy Clausen (Boston College)
36	Jimmy Clausen (Nevada)
33	Jimmy Clausen (Michigan)
*33	Jimmy Clausen (Michigan State)
*31	Jimmy Clausen (Navy)
30	Jimmy Clausen (Navy)
30	Jimmy Clausen (Navy)
30	Jimmy Clausen (Washington)
27	Jimmy Clausen (Michigan)
26	Jimmy Clausen (Washington)
26	Jimmy Clausen (Nevada)
25	Eric Maust (USC)
25	Jimmy Clausen (Washington)
*24	Jimmy Clausen (Nevada)
24	Jimmy Clausen (Michigan)
23	Jimmy Clausen (Navy)
23	Jimmy Clausen (Purdue)
22	Jimmy Clausen (Navy)
22	Jimmy Clausen (Boston College)
22	Jimmy Clausen (Washington)
22	Jimmy Clausen (Purdue)
*22	Jimmy Clausen (Michigan State)
21	Jimmy Clausen (Washington State)
21	Jimmy Clausen (USC)
*21	Jimmy Clausen (Michigan)
20	Jimmy Clausen (Washington)

* indicates touchdown

25+ Yard Returns

52	Barry Gallup (Michigan)
38	Theo Riddick (Michigan State)
35	Theo Riddick (Purdue)
31	Theo Riddick (USC)
28	Theo Riddick (Navy)
28	Theo Riddick (Navy)
27	Theo Riddick (Washington)
27	Theo Riddick (Washington)
26	Theo Riddick (Navy)
26	Theo Riddick (Boston College)
26	Theo Riddick (Michigan State)
26	Theo Riddick (Purdue)
25	Barry Gallup (Michigan)
25	Theo Riddick (Michigan State)
25	Theo Riddick (Washington)

* indicates touchdown

Notre Dame Offensive Notes

CHARLIE AND THE IRISH OFFENSIVE FACTORY

► Fifth year head coach Charlie Weis came to Notre Dame with a tremendous reputation as one of the premier offensive minds in all of the NFL. The Irish saw immediate results in 2005, setting 11 school records, including passing yards (3,963), touchdown passes (32, bested in 2006 and equalled in 2008), total offense yards (5,728) and total points (440). Notre Dame has surpassed the 40-point barrier on 13 different occasions in Weis' 59 games as head coach. Prior to his arrival, Notre Dame had eclipsed 40 points just 14 times in its previous 108 contests. In addition, the Irish had 83 separate 100-yard receiving games over their first 116 seasons of football, but Notre Dame has had 38 under Weis. To put those numbers in perspective, Notre Dame averaged a 100-yard receiving effort every 13 games before Weis. Under Weis, the Irish are recording a 100-yard receiving effort a little better than every other game.

► Notre Dame quarterbacks eclipsed the 300-yard passing mark in a single-game on just 13 occasions prior to Weis' arrival in South Bend (or the first 116 years of Irish football). Under his tutelage, Notre Dame quarterbacks have thrown for 300 or more yards in 17 different games. To truly understand that remarkable shift in passing success, Irish quarterbacks had a 300-yard game once every nine years prior to his arrival. Since 2005, Notre Dame signal callers have averaged a 300-yard passing game nearly once every three games.

► Junior QB **Jimmy Clausen** recently passed for at least 300 yards in four consecutive games, a first in Notre Dame history. It began with 401 at Hawaii last December, followed by efforts of 315 (Nevada), 336 (Michigan) and 300 (Michigan State) this season. Former All-American QB Brady Quinn, another Weis protege, had three consecutive 300 yard passing games during his record setting 2005 season.

► Clausen threw for a then career-high 422 yards and junior WR **Golden Tate** added a career-high 244 yards receiving in Notre Dame's overtime victory over Washington. Clausen and Quinn, both under Weis, are the only two Irish quarterbacks to eclipse 400 yards passing more than once in a career. Clausen and Tate's efforts rank eighth and second, respectively, on the all-time passing yards and receiving yards list in Notre Dame single-game history.

► In fact, nine of the top 10 single-game passing efforts and four of the top 10 single-game receiving efforts have come under Weis.

OFFENSE PILING UP YARDAGE

► The offense has been the highlight of the 2009 Notre Dame football season thus far. The Irish are currently sixth in the country in total offense (463.67) and are on pace for the most prolific offensive season since the team ended the 1992 season ranked third in total offense. Currently, the Irish are averaging 325.56 passing yards per game and could break the school record of 330.3 set in 2005. Notre Dame finished that season ranked fourth in the country in passing offense and 10th overall in total offense at 477.3 yards per game. The school record for total offense yards per game is 510.5 set during the 1970 season.

► Notre Dame had eclipsed 5,000 total yards in a season just seven times over its 119 years of football entering 2009. The Irish have registered 5,000 yard seasons twice under Weis. The 2009 edition is well on its way to giving Weis a third season with 5,000 or more total yards.

FORTUNE 500 OFFENSE

► Notre Dame opened the season with 510 yards of total offense against Nevada, the most since recording 663 yards at Stanford on Nov. 26, 2005. The Irish have since exceeded that total in three different games (530 against Washington, 592 against Washington State and 512 against Navy).

► The Irish have now eclipsed 500 yards of total offense in 11 games under Weis, including each of the last two games. Notre Dame has not posted back-to-back games with 500 yards or more of total offense since 2005 games against Washington and Purdue. The Irish actually recorded three straight games with 500 yards of total offense in 2005 – a feat Notre Dame will try to match this weekend against Pittsburgh.

► One measuring stick for offensive production is games in which the team compiles over 500 yards of total offense. Notre Dame has accomplished that feat four times this season. The 2005 offense set the school record for 500-yard games with seven.

► Here is a breakdown of Notre Dame's 500-plus games in four comparable seasons:

1970 (six): 633 vs. Purdue, 513 vs. Michigan State, 600 vs. Navy, 574 vs. Army, 606 vs. Pittsburgh, 557 vs. USC

1992 (five): 561 vs. Northwestern, 509 vs. Michigan State, 580 vs. Purdue, 521 vs. Pittsburgh, 576 vs. Boston College

2005 (seven): 502 at Pittsburgh, 594 vs. Michigan State, 560 at Washington, 621 at Purdue, 511 vs. BYU, 505 vs. Navy, 663 at Stanford

2009 (four): 510 vs. Nevada, 530 vs. Washington, 592 vs. Washington State, 512 vs. Navy

► Notre Dame piled up 510 and 490 yards, respectively, over its first two games of this season. The 1,000 total yards were the most for the Irish over the first two weeks of a season since the Irish registered 1,051 yards of total offense to open the 1974 campaign.

► Notre Dame racked up 530 yards of total offense against Washington. The 530 yards were the most for the Irish since they rolled up 663 yards at Stanford to close the 2005 regular season.

► Notre Dame surpassed that 530 total just a couple weeks later. The Irish rolled up 592 yards of total offense in the rout of Washington State (fourth most in the Weis era).

► Notre Dame has registered 500 or more yards of total offense in 11 different games under Weis (a span of 59 games). The Irish managed 500 yards or more of total offense 10 times over the previous 110 games before his arrival.

BY LAND, SEA AND MOST DEFINITELY AIR

► Sophomore WR **Michael Floyd** and junior WR **Golden Tate** both registered 100-yard receiving games against Navy, marking the second time this season the duo has accomplished the feat in the same game (Tate had 115 yards and Floyd notched 131 at Michigan). Oddly, the Irish have lost each contest.

► Notre Dame has had multiple players eclipse 100 yards receiving in a single game on seven occasions in school history. Five of those seven

games have come under Weis.

- ▶ Notre Dame has had eight players register 56 or more receptions in a single season. Five of those eight players have come during the Weis era, including former All-American WR Jeff Samardzija's school record of 78 in 2006. The feat has been accomplished in 11 different seasons, eight of which came under Weis' guidance.
- ▶ Six of the top eight best individual receiving yard seasons have come under Weis.
- ▶ The 1,000-yard receiving barrier in a single season has been eclipsed seven times in Notre Dame history. Five of those seven seasons have come since Weis' arrival in 2005.
- ▶ The Irish had four players catch at least five passes against Navy: sophomore WR **Michael Floyd** (10), junior WR **Golden Tate** (9), junior RB **Robert Hughes** (6) and senior WR **Robby Parris** (5). The last time Notre Dame had at least four players with 5+ catches was against North Carolina last season (junior RB **Armando Allen** 7, Floyd 6, Tate 5 and junior WR **Duval Kamara** 5).

TEAM RECORDS IN JEOPARDY

Notre Dame is on pace to break several team single-season offensive records from the modern era this season. Here is an overview of the team records that may fall this season:

Record	Number (Year)	2009	Record	Number (Year)	2009
Pass Attempts	471 (2006)	330	Pass Attempts Per Game	37.8 (2005)	36.7
Pass Completions	294 (2005)	221	Pass Completions Per Game	24.5 (2005)	24.6
Completion Percentage	.648 (2005)	.670	Lowest Interception Percentage	.015 (2006)	.012
Passing Yards	3,963 (2005)	2,930	Passing Yards Per Game	330.2 (2005)	325.6
Touchdown Passes	37 (2006)	22	Total Offense Attempts	945 (2005)	646
Total Offense Yards	5728 (2005)	4173	Total Offense Yards Per Game	510.5 (1970)	463.7
Total Offense Yards Per Attempt	6.59 (1991)	6.46	Total Points	440 (1991)	271
Points Per Game	37.6 (1968)	30.1	First Downs	314 (2005)	231
First Downs Per Game	29.2 (1968)	25.7	First Downs By Passing	169 (2005)	125

MORE ON WEIS' OFFENSE

- ▶ Notre Dame has registered three of its top four passing seasons in school history under Weis. The Irish averaged 330.3 yards (1st) in the air in 2005, 264.7 (2nd) in 2006 and 245.4 (4th) in 2008. Notre Dame has averaged 325.6 yards per game passing so far in 2009.
- ▶ The Irish have eclipsed 475 or more total yards in 15 games under Weis, including seven of Notre Dame's last 10 games (Notre Dame still managed 437 yards in one of those contests). Weis has served as offensive coordinator and play caller for each of those games.
- ▶ Notre Dame ranks third in the FBS in total first downs with 230. The Irish have recorded 31 and 32 first downs in their last two contests against Washington State and Navy. The 63 combined first downs are the most for Notre Dame over a two-game span since playing Washington and Purdue in 2005.
- ▶ Notre Dame racked up 27 first downs against Michigan and USC - the most by an Irish squad since Oct 7, 2006 against Stanford - before eclipsing that total in the rout of Washington State.
- ▶ The Irish followed up the offensive outburst against Michigan with an equally impressive output against Michigan State. Notre Dame registered 25 more first downs.
- ▶ Notre Dame has totaled at least 20 first downs in each of its first nine games this season. The Irish have not opened a season with nine consecutive games of 20 or more first downs since 1992 when Notre Dame totaled 20+ first downs in its first nine games.

IRISH OFFENSE QUITE SIMILAR TO 2005 EDITION

- ▶ Notre Dame ranks fifth in the nation in passing efficiency. The Irish have a 161.16 quarterback rating. Notre Dame also ranks ninth in time of possession (32:41), third in first downs (25.56/gm), fifth in passing offense (325.56/gm), sixth in total offense (463.67/gm) and 36th in

Notre Dame Coaching Staff Locations



Charlie Weis
Sidelines



Frank Verducci
Sidelines



Jon Tenuta
Press Box



Tony Alford
Sidelines



Corwin Brown
Sidelines



Rob Ianello
Press Box



Randy Hart
Sidelines



Bernie Parmalee
Press Box



Brian Polian
Sidelines



Ron Powulus
Sidelines



Brian White
Press Box



Bryant Young
Sidelines

Starter Sheet

Offense	2009	Streak	Career
Young (RT)	9	47	47
Clausen (QB)	9	25	31
Olsen (C)	9	28	28
Rudolph (TE)	9	22	22
Duncan (LT)	9	9	21
Kamara (WR)	5	-	20
Wenger (C)	1	1	19
Stewart (LG)	9	11	19
Tate (WR)	9	11	19
Allen (HB)	5	-	17
Floyd (WR)	4	1	14
Robinson (RG)	8	-	11
Parris (WR)	5	1	9
West (WR)	-	-	7
Aldridge (FB)	-	-	6
Hughes (HB)	2	2	6
Ragone (TE)	4	-	4
Sharpley (QB)	-	-	2
Gray (HB)	1	-	1
Goodman (WR)	1	-	1
Defense	2009	Streak	Career
McCarthy (SS)	9	22	23
Neal (DE)	5	2	21
Smith, B. (LB)	9	9	21
Ryan (DE)	5	-	20
Walls (DB)	5	-	18
Smith, H. (FS/LB)	9	9	18
Williams (NT)	7	4	16
McNeil (CB)	1	-	15
Johnson (DT)	8	-	12
Brown (SS)	6	2	12
Blanton (CB)	8	3	12
Fleming (LB)	7	2	10
Te'o (LB)	7	6	7
Smith, T. (LB)	2	-	6
Lewis-Moore (DE)	6	6	6
Gray (DB)	4	4	4
Slaughter (S)	1	-	1
Herring (FS)	-	-	1
Longest Active Streaks			
Young (RT)			47
Olsen (C)			28
Clausen (QB)			25
Rudolph (TE)			22
McCarthy (SS)			22
Tate (WR)			11
Stewart (LG)			11
Most Career Starts (Active)			
Young (RT)			47
Clausen (QB)			31
Olsen (C)			28
McCarthy (SS)			23
Rudolph (TE)			22
Neal (DE)			21
Duncan (LT)			21
Smith, B. (LB)			21
Ryan (DE)			20
Kamara (WR)			20
Wenger (C)			19
Stewart (LG)			19
Tate (WR)			19
Smith, H. (FS)			18
Allen (HB)			17
Williams (NT)			16
McNeil (CB)			15
Floyd (WR)			14

Milestone Games In 2009

100-Yards Rushing

*Armando Allen	139 (at Michigan)
Robert Hughes	131 (Washington State)
Armando Allen	115 (Michigan State)

100-Yards Receiving

*Golden Tate	244 (Washington)
*Michael Floyd	189 (Nevada)
Michael Floyd	141 (Navy)
Golden Tate	132 (Navy)
Michael Floyd	131 (at Michigan)
Golden Tate	128 (Boston College)
Golden Tate	127 (Michigan State)
Golden Tate	117 (USC)
Golden Tate	115 (at Michigan)

400-Yards Passing

*Jimmy Clausen	452 (Navy)
Jimmy Clausen	422 (Washington)

300-Yards Passing

Jimmy Clausen	336 (at Michigan)
Jimmy Clausen	315 (Nevada)
Jimmy Clausen	300 (Michigan State)

Multiple Touchdowns

Jimmy Clausen vs. Nevada	4 (passing)
Jimmy Clausen at Michigan	3 (passing)
*Michael Floyd vs. Nevada	3 (receiving)
Jimmy Clausen vs. USC	3 (2 passing, 1 rushing)
Jimmy Clausen vs. Navy	2 (passing)
Golden Tate vs. Washington State	2 (rushing, receiving)
Jimmy Clausen vs. Washington State	2 (passing)
Golden Tate vs. Boston College	2 (receiving)
Golden Tate vs. USC	2 (receiving)
Jimmy Clausen vs. Boston College	2 (passing)
Jimmy Clausen vs. Washington	2 (passing)
Jimmy Clausen vs. Michigan State	2 (passing)
Armando Allen vs. Michigan State	2 (passing, rushing)
Golden Tate at Michigan	2 (receiving)

10+ Tackles

Kyle McCarthy vs. Washington	12
*Harrison Smith at Michigan	11
*Brian Smith vs. Navy	10
Kyle McCarthy at Purdue	10
*Manti Te'o vs. Washington	10
* - individual career highs (or tying)	

scoring offense (30.11/gm).

► Prior to sophomore WR **Michael Floyd** and junior RB **Armando Allen's** injuries that caused each to miss the Purdue game, Notre Dame was the only offense among all 120 FBS schools that had a running back rank among the top 20 in rushing yards per game, two wide receivers rank among the top 20 in receiving yards per game and a quarterback rank among the top 20 in passing yards per game. Floyd ranked seventh (119.33 ypg), junior QB **Jimmy Clausen** ranked eighth (317.0 ypg), Allen ranked tied for 15th (108.67 ypg) and junior WR **Golden Tate** ranked 20th (100.33 ypg).

► The quartet has also made its fair share of big plays already in 2009. Clausen has 34 completions over 20 yards, Tate has 14 20+ yard receptions, Floyd has collected eight passes over 20 yards and Allen has ripped off 12 runs of at least 10 yards. Sophomore **Kyle Rudolph** has even added four receptions over 20 yards from the tight end position.

► Notre Dame did not have a single three-and-out in the victory over Michigan State. In fact, the Irish had just four three-and-outs over their first three games and three came against Michigan.

► The Irish did not have a three-and-out in the rout of Washington State or against Navy and have recorded four games this season without a single three-and-out drive. Here is a look at how Notre Dame compares to the rest of the country in terms of three-and-outs.

Least Amount of Offensive 3 & Outs

Team	Total/Gm	Team	Total
Idaho	1.00	Idaho	10
Notre Dame	1.22	Notre Dame	11
Nevada	1.22	Nevada	11
Florida	1.33	Arizona	11
Arizona	1.38	Florida	12
Houston	1.67	Georgia Tech	14
Northwestern	1.70	Houston	15
Georgia Tech	1.75	Northwestern	17
UCLA	2.22	Texas A&M	19
Texas A&M	2.38	UCLA	20
USC	2.89	USC	26
Utah State	3.00	Utah State	27
Southern Miss	3.11	Southern Miss	28
Troy	3.44	Troy	31

► Notre Dame has posted just 10 three-and-outs with Heisman Trophy candidate Jimmy Clausen under center.

POINTS A PLENTY

► Notre Dame scored 33 or more points in four consecutive games and each of its first three games in 2009 (streak ended against Purdue). The last time a Notre Dame team scored at least 33 points in three games to open the season was the 1943 national championship season that began with victories of 41-0 over Pittsburgh, 55-13 over Georgia Tech and 35-12 over #2 Michigan.

► The Irish have not had a longer streak of consecutive 30+ point games since setting the school record of eight straight games during the 2005 season.

► Notre Dame set a school record in 2005 under Weis with 10 games of 30 or more points. The previous school record was nine such games by the 1991 Irish.

► Notre Dame is averaging 31.2 points per game in 2009. It is a major improvement when you consider the Irish averaged just 16.4 in 2007 and 24.7 in 2008.

NOTRE DAME OFFENSE CLICKING ON ALL CYLINDERS AGAINST WASHINGTON STATE

► The Irish rolled up 255 yards on the ground - the most by an Irish team since Sept. 3, 2005 at Pittsburgh (second most in the Weis era).

► Notre Dame recorded 31 first downs - the most by an Irish team since Sept. 30, 2006 vs. Purdue (tied for fifth most in the Weis era).

► The Irish registered 40 points for the 13th time under Weis and first time of the 2009 season.

► Notre Dame totaled 21 points in the second quarter and 30 points in the first half. The 21 points in a quarter are tied for second most in any quarter under Weis. The 30 first-half points are the third most in any half in the Weis era.

► The 26-point margin of victory (40-14) is tied for the fourth largest under Weis.

► The Irish averaged 5.31 yards per carry (fifth best in the Weis era), 10.2 yards per pass attempt (ninth best under Weis) and 7.3 yards per play (eighth best in the Weis era) in the rout.

► Notre Dame ran 81 offensive plays and totaled 40:54 in time of possession. The 81 offensive plays ranked tied for eighth best in the Weis era and also marked the 11th time under Weis that the Irish surpassed 80 offensive plays. Notre Dame had not eclipsed the 40:00 plateau in terms of time of possession since Oct. 27, 2001 against Boston College when the Irish totalled 40:15.

► Notre Dame also racked up 654 all-purpose yards on 88 attempts (most in the Weis era).

► Notre Dame totaled an astounding 22 first downs, 151 rushing yards, 240 passing yards and 391 total yards in the first half. The Irish also scored 30 points for the first time in a half since totaling 31 in the first half against North Carolina in 2006. Notre Dame averaged a remarkable 9.1 yards per play in the first half.

► Junior QB **Jimmy Clausen** spearheaded an astounding offensive assault in the first half for Notre Dame. He completed 18-of-21 passes for 240 yards and two touchdowns in the opening 30 minutes. In fact, Clausen completed 12-of-13 for 179 yards and one touchdown in the second quarter alone. He completed his last 11 passes before halftime.

► Junior WR **Golden Tate** had an equally jaw-dropping first half. The wideout had 82 yards receiving and another 61 on the ground to total 143 all-purpose yards. He also added a 50-yard touchdown reception and 16-yard touchdown rush.

► Notre Dame outgained Washington State 391 to 104 in the first half. The Irish ran 43 plays to the Cougars' 24.

IRISH RUNNING GAME REAPING MAJOR BENEFITS FROM EXPERIENCED OFFENSIVE LINE

► Notre Dame posted its two worst rushing seasons in school history in 2007 (75.25 ypg) and 2008 (109.69 ypg), but the Irish have made significant strides in 2009. Notre Dame is averaging 138.1 yards per game on the ground this season – 144.0 per game excluding sacks, QB rushes and kneel downs. Here is an interesting comparison of the 2009 rushing attack to last season's effort after nine games (again, excluding sacks and QB rushes):

2009	Category	2008
1,296	Rushing Yards	1,030
4.91	Average Per Rush	4.17
44	Rushes for 10+ yards	24
10	Rushing Touchdowns	8

► Notre Dame managed just 24 carries of 10 or more yards over its first nine games in 2008, but the Irish have nearly doubled that total in 2009. Notre Dame has 44 explosive runs this season. The Irish registered a season-high 13 runs of 10 or more yards in the rout of Washington State.

► Notre Dame's wide outs and running backs had just two negative rushes against Michigan State. Junior WR **Golden Tate** was tackled for a one-yard loss on a reverse and junior RB **Armando Allen** had a minus four-yard rush when he was brought down after colliding with Tate. The Irish equalled that total on their first two carries of the game against the Spartans in 2008.

► The Irish struggled mightily on the ground against both Michigan and Michigan State in 2008, but rebounded with impressive efforts against each in 2009 (again, excluding sacks and QB rushes). The Spartans had allowed just 2.2 yards per rush over their first two games.

	2009 (vs. Michigan)	2008 (vs. Michigan)	2009 (vs. MSU)	2008 (vs. MSU)
Carries	28	30	28	16
Rushing Yards	154	111	138	54
Yards Per Rush	5.5	3.7	4.9	3.4

► Notre Dame managed just two yards on six rushes in the first quarter against Purdue, but rumbled for 136 yards on 16 carries in the second quarter. The Irish used four different ball carriers (Tate, Theo Riddick, Dayne Crist and Robert Hughes) in that second quarter.

► The Irish outgained the Boilermakers, 169-64, in the second quarter.

► Notre Dame registered six rushes for at least 10 yards in first half against Purdue. In fact, each of the six carries for 10+ yards came in the second quarter. The Irish had 14 such carries over their first three games combined. Notre Dame finished the night with six 10+ yard rushes (which tied the season-high total set against Michigan).

► Notre Dame called 15 rushing plays out of the 16 plays called during its back-to-back touchdown drives covering 73 and 62 yards in the second quarter. The final 13 plays in those two combined drives were runs. The lone pass attempt, by Crist, fell incomplete.

► Crist's 16 yards gained came on a quarterback misdirection keeper on his first play in the second quarter. That was the longest run by a Notre Dame quarterback since Brady Quinn had a 60-yard scamper in a 44-24 loss at USC in 2006.

► Notre Dame officially rushed for 108 yards against Washington, but the Irish really performed much better. The Irish were hindered by three sacks of Clausen, two of which occurred when he simply slipped on the wet field. Notre Dame had 140 yards on 21 carries excluding those sacks.

► Notre Dame has out-rushed Nevada, Michigan State, Purdue, Boston College and Washington State this season and not coincidentally, the Irish are 5-0 in those contests. In fact, since Weis arrived in South Bend, Notre Dame is 20-0 when out-rushing its opponent.

► USC entered the contest with Notre Dame ranked fifth in the FBS in rushing defense, allowing just 64.8 yards per game on the ground and even more impressive, just 2.0 yards per rush. The Irish did manage to rush for 82 yards and 110 if you take out the sacks allowed. Junior RB Armando Allen averaged 4.2 yards per carry on his 12 rushes (51 yards).

THE LONG MARCHES

The Irish have produced numerous long scoring drives during 2009. Throw out Notre Dame's one touchdown drive after senior SS **Kyle McCarthy's** interception in Michigan territory, another touchdown drive after junior DB **Gary Gray's** interception in USC territory and junior RB **Robert Hughes'** touchdown in overtime against Washington and Notre Dame has traversed an average of 72.7 yards on its 30 conventional touchdown drives. Those drives have averaged 7.0 plays and include 20 drives of 70 or more yards and eight of 80 yards or longer. Here's the breakdown:

Nevada: 67 yards on 12 plays, 78 yards on nine plays, 79 yards on two plays, 80 yards on eight plays and 99 yards on four plays.

Michigan: 76 yards on seven plays, 69 yards on seven plays and 80 yards on 14 plays.

Michigan State: 84 yards on four plays, 55 yards on five plays, 70 yards on six plays and 73 yards on eight plays.

Purdue: 73 yards on nine plays, 62 yards on seven plays and 72 yards on 12 plays.

Washington: 78 yards on three plays, 63 yards on five plays.

USC: 56 yards on nine plays, 78 yards on four plays and 68 yards on seven plays.

Boston College: 74 yards on 12 plays and 49 yards on three plays.

Washington State: 80 yards on six plays, 71 yards on eight plays, 80 yards on eight plays, 75 yards on six plays and 55 yards on two plays.

Navy: 80 yards on 10 plays, 90 yards on nine plays and 66 yards on three plays.

**Notre Dame Football
By The Numbers**

.737 - Notre Dame's winning percentage, the second-highest in college football history.

1 - Notre Dame is the only team, college or professional, to have all of its games broadcast nationally on the radio and is the only team to have all of its home games televised nationally (NBC).

6 - College Football Hall of Fame Coaches - Jesse Harper, Lou Holtz, Knute Rockne, Frank Leahy, Ara Parseghian and Dan Devine.

7 - Heisman Trophy Winners: Angelo Bertelli ('43), Johnny Lujack ('47), Leon Hart ('49), John Lattner ('53), Paul Hornung ('56), John Huarte ('64) and Tim Brown ('87).

10 - Alumni in the Pro Football Hall of Fame.

11 - National Championships - since the AP poll began in 1936 (1943-46-47-49-66-73-77-88), the most AP titles of any other school. The Irish also earned consensus national titles in '24, '29 and '30 prior to the AP rankings.

12 - Unbeaten and untied seasons.

21 - Seasons in which the team has been voted the national champion by at least one selector.

29 - Bowl game appearances.

31 - Unanimous first-team All-Americans -- more than any other school.

43 - College Football Hall of Fame Players.

79 - Different consensus All-Americans -- more than any other school.

99 - Percent graduation rate among football players who enter on scholarship and remain at least four years.

102 - Out of 120 years in which Notre Dame has finished with a winning record.

121 - Years of college football.

207 - Consecutive games streak televised nationally or regionally.

181 - Selections on All-America first teams.

212 - Consecutive sellouts at Notre Dame Stadium.

325 - Appearances by the Irish on network television -- more than any other school and more than the next two combined.

837 - All-time victories, third all-time in college football.

**Fighting Irish
In The NFL**

AFC	NFC
Baltimore Ravens SS Tom Zbikowski	Arizona Cardinals DE Bertrand Berry G/T Mike Gandy
Cincinnati Bengals FS Chinedum Ndukwe OC Dan Santucci^	Carolina Panthers LS J. J. Jansen
Cleveland Browns QB Brady Quinn	Dallas Cowboys CB Allen Rossum
Denver Broncos FS David Bruton OT Ryan Harris RB Darius Walker*	Green Bay Packers RB Ryan Grant
Jacksonville Jaguars OL Jordan Black DT Derek Landri	Minnesota Vikings OC John Sullivan
Kansas City Chiefs LB Corey Mays	New Orleans Saints PK John Carney
Miami Dolphins TE Anthony Fasano	New York Giants DE Justin Tuck
New England Patriots OL Mark LeVoiir#	Philadelphia Eagles DE Victor Abiamiri DT Trevor Laws
Tennessee Titans P/K Criag Hentrich	San Francisco 49ers WR Amaz Battle
	Seattle Seahawks TE John Carlson RB Julius Jones TE John Owens
	Tampa Bay Buccaneers OC Jeff Faine WR Maurice Stovall
	Washington Redskins P Hunter Smith

^ - injured reserve list
* - practice squad
- physically unable to perform list

BREAKING DOWN THE IRISH OFFENSE

- ▶ Over Notre Dame's first four games, the Irish averaged 264.3 net offensive yards in the first half (1,057 total), compared to 190.8 in the second half (763 total), but that trend changed in the two games against Washington and USC.
- ▶ Notre Dame averaged 186.0 net offensive yards in the first half (372 total), compared to 262.5 in the second half (525 total) against the Huskies and Trojans.

Game	1st Half	2nd Half	Total	Difference
Nevada	300	210	510	-90
at Michigan	302	188	490	-114
Michigan State	218	219	437	+1
at Purdue	237	146	383	-91
Total	1,057	763	1,820	-294

Game	1st Half	2nd Half	Total	Difference
Washington	251	*279	*530	+28
USC	121	246	367	+125
Total	372	*525	*897	+153

* includes stats from overtime period against Washington

- ▶ The Irish trend changed again in the victories over Boston College and Washington State. Notre Dame averaged 310.0 net offensive yards in the first half (620 total), compared to 162.0 in the second half (324 total) against the Eagles and Cougars.

Game	1st Half	2nd Half	Total	Difference
Boston College	229	123	352	+106
Washington State	391	201	592	+190
Total	620	324	944	+296

- ▶ Notre Dame has averaged 245.3 net offensive yards in the first half (2,208 total), compared to 218.3 in the second half (1,965 total). Notre Dame outgained Navy, 353-210, in the second half. In fact, the Irish totaled 225 yards in the fourth quarter alone. The Midshipmen recorded 89 in the final period.
- ▶ The Irish were even more impressive in the opening 15 minutes of their first three games. Notre Dame totaled 131, 142 and 152 yards of total offense in the opening quarter of its first three games this season against Nevada, Michigan and Michigan State.
- ▶ Notre Dame outgained Purdue, 169-64, in total yards in the second quarter and 134 yards to two yards on the ground.
- ▶ Notre Dame also outgained USC, 133-55, in the fourth quarter.
- ▶ The Irish outgained Boston College, 111-46, in the opening quarter, but led by just a single point.

NOTRE DAME GROUND GAME TAKES OFF IN "LEPRECAT" FORMATION

- ▶ The Irish have broken out their version of the wildcat formation in 2009. Notre Dame lined up in the "leprecat" formation (direct snap to junior WR **Golden Tate**) five times in the second quarter against Purdue. The Irish rambled for 46 yards out of the formation, including Tate's 14-yard touchdown run to grab a 17-7 second quarter lead. Notre Dame averaged 9.2 yards per carry out of the formation against the Boilermakers, registering three rushes of 13 yards or longer, including freshman HB **Theo Riddick's** 24-yard rush.
- ▶ Notre Dame used the formation to supreme efficiency in the victory over Michigan State as well. Junior HB **Armando Allen** not only raced 13 yards up the middle for a touchdown on a direct snap in the first quarter, but he added a touchdown pass to senior WR **Robby Parris** out of the formation in the third quarter.
- ▶ It paid dividends on the touchdown drive late in the first quarter against Washington State. The Irish went 80 yards in six plays and 59 came on the ground out of the Leprecat formation. Junior WR **Golden Tate** had two carries for 43 yards, including a career-best 33-yard scamper.
- ▶ Tate capped off a 71-yard, eight play drive with a 16-yard touchdown run, again out of the Leprecat to give Notre Dame a 16-0 lead early in the second quarter.

**Career Starts
By Position**

—OFFENSE—

WR	LT	LG	C	RG	RT	TE	WR	QB	FB	HB
Kamara (20) Floyd (14) Parris (9)	Duncan (11) Young (10)	Olsen (13) Stewart (9)	Wenger (15) Olsen (9)	Robinson (11) Stewart (10) Olsen (6) Wenger (4)	Young (37) Duncan (10)	Rudolph (22) Ragone (4)	Tate (19) West (7) Goodman (1)	Clausen (31) Sharpley (2)		Allen (17) Aldridge (6) Hughes (6) Gray (1)

—DEFENSE—

DE	DT	NT	DE	SAM	MIKE	WILL	CB	SS	FS	CB
Lewis-Moore (3)	Johnson (10) Lewis-Moore (3)	Williams (16) Johnson (2)	Ryan (10) Fleming (8) Neal (7)	Neal (14) Ryan (10) Smith, H. (10) Fleming (2)	Smith, B. (12) Smith, T. (6)	Smith, B. (9) Te'o (7)	Walls (17) McNeil (15)	McCarthy (22) Smith, H. (2) Herring (1)	Brown (11) Smith, H. (6) McCarthy (1) Slaughter (1)	Blanton (11) Gray (4)

IRISH EFFICIENT ON FIRST & SECOND DOWN

▶ Notre Dame has a 74.2% completion percentage (118-for-159) on first down. Junior QB **Jimmy Clausen** is 114-for-152 (75.0%) for 56 first downs and eight touchdowns on first down. The Irish (69-for-104, 66.3%) and Clausen (65-for-95, 68.4%) are nearly as good on second down.

▶ Junior RB **Armando Allen** and junior RB **Robert Hughes** are each averaging 4.9 and 4.7 yards per carry, respectively, this season. Allen is also averaging 6.5 yards per carry on second down, while Hughes is picking up 5.7 yards per second down rush. Allen has recorded 16 first downs and one touchdown on 37 carries on second down. Hughes has registered six first downs on 20 such carries. The Irish, which average 4.9 yards per carry as a team excluding sacks, are ripping off 5.9 yards per rush on second down.

▶ Allen has also proven he is able to advance the chains on third down. He is averaging 3.4 yards per carry for 10 first downs on third down. He is 8-for-10 on third down and short (two yards or less) on the season. In fact, Allen is averaging 4.0 yards per carry on third and short. As a team, Notre Dame has converted 17 of its 24 third down and short rushing plays.

▶ Junior WR **Golden Tate** is averaging 7.5 yards per rush on the season, including a remarkable 9.0 yards per first down carry. Tate is also averaging 9.3 yards per rush on third down.

▶ Notre Dame averaged 7.8 yards per play on first down against Washington State. In fact, 10 of the 39 first down plays for the Irish exceeded 10 yards.

▶ Junior QB **Jimmy Clausen** went 24-for-30 (.800) on first down against Navy.

WHO TO LOOK TO ON THIRD DOWN?

Notre Dame has converted 31 of its 62 (50.0%) third down passing attempts this season. Junior WR **Golden Tate**, senior WR **Robby Parris** and sophomore TE **Kyle Rudolph** have registered seven, six and five first down receptions, respectively, on third down passing plays. In fact, of Parris' 22 catches this season, 10 have produced an Irish first down and seven have come on either third or fourth down, including a trio of third and fourth or 10+ plays.

NOTRE DAME WINNING TIME-OF-POSSESSION BATTLE

While Notre Dame's offense has been piling up the yardage this season (averaging 463.7 yards per game), it also has won the time of possession battle in seven of nine games this season (only Washington and Navy had the ball longer than the Irish). Overall, Notre Dame averages 32:41 minutes per game with the ball, compared to 27:19 for its opponents. Here is a game-by-game breakdown:

Game	Notre Dame	Opponent	Margin
Nevada	33:40	26:20	+7:20
at Michigan	31:25	28:35	+2:50
Michigan State	34:30	25:30	+9:00
at Purdue	34:25	25:35	+8:50
Washington	27:31	32:29	-4:58
USC	31:11	28:49	+2:22
Boston College	32:48	27:12	+5:36
Washington State	40:54	19:06	+21:48
Navy	27:41	32:19	-4:38
Total	294:05	245:55	+48:10

▶ Notre Dame totaled 225 yards in the fourth quarter against Navy despite having the ball for only 5:13 of time of possession.

▶ Notre Dame recorded an astounding 40:54 of time of possession in the victory over Washington State. The Irish held the ball for over 10 minutes in two different quarters. In fact, Notre Dame had the ball for 12:50 in the third quarter alone.

2009 Notre Dame Football Media Information

Interview requests and media access for the 2009 Notre Dame football team are administered by lead football contact Brian Hardin and assistant football contact Michael Bertsch.

CONTACT INFORMATION

Brian Hardin..... bhardin2@nd.edu **Michael Bertsch**..... mbertsch1@nd.edu
 Office: (574) 631-9471 Cell: (574) 532-4134 Office: (574) 631-8642 Cell: (574) 532-4154

NOTRE DAME FOOTBALL WEEKLY MEDIA INFORMATION

Charlie Weis Teleconferences: Coach Weis will be available for two teleconferences each week of the season (Media looking for the teleconference number should contact Brian Hardin).

SUNDAY - 12:45-1:15 p.m.

- ▶ Guglielmino Athletics Complex auditorium
- ▶ This teleconference will function as a look back at the previous Saturday's game.

TUESDAY - 12:00 noon-12:45 p.m.

- ▶ Guglielmino Athletics Complex auditorium
- ▶ This teleconference will function as a look ahead at the upcoming weekend's opponent and other football-related issues.
- ▶ Satellite coordinates: AMC 3C, Transponder 22, Downlink Freq: 4140 MHz(V) (Available from 11:45 a.m. to 12:45 p.m. ET)

THURSDAY - 5:00 p.m.

- ▶ Guglielmino Athletics Complex auditorium

For accredited members of the media who want to attend the weekly press conference, contact Brian Hardin or Michael Bertsch for more information. The Guglielmino Athletics Complex is located on the east side of campus, behind the Joyce Center and the Rolfs Recreation Center and just north of the LaBar Practice Fields.

The Guglielmino Athletics Complex auditorium can be accessed through "The Gug's" main entrance, which is located on the west side of the building (facing the Rolfs Recreation Center and main campus).

Both teleconferences will be broadcast live (audio & video) and archived for future use on www.und.com each week. A full transcript from each teleconference will be posted as well on the website as soon as possible.

Irish Captains Teleconferences: The four Irish captains will be available over two teleconferences each week of the season. (Media looking for the teleconference number should contact Brian Hardin.)

WEDNESDAY - 1:00 p.m.

- ▶ Kyle McCarthy, Scott Smith

WEDNESDAY - 1:30 p.m.

- ▶ Jimmy Clausen, Eric Olsen

PLAYER/ASSISTANT COACH POST-PRACTICE INTERVIEWS

Notre Dame player interviews are available on a rotating schedule during the week. Here is this week's altered schedule.

Tuesday (7:00 p.m.): Available by request-Offensive players, Offensive Coaches; **Wednesday** (7:00 p.m.): Available by request-Defensive players, Defensive Coaches; **Thursday** (6:15 p.m.): Available by request-Special Teams players, Brian Polian. Coach Weis will also address the media following Thursday's practice.

There is no availability for players or coaches on Monday and Friday of each game week.

NOTE - All interview requests should be sent to Brian Hardin. A detailed description of the subject matter for the interview must be included. Requests are due at 10:00 a.m. each day of practice. Freshmen are not available with the exception of the bye week.

PRACTICE ACCESS & POST-PRACTICE INTERVIEW LOCATION

The first 40 minutes of Tuesday's practice during the season are open to the media. This is generally from 4:55-5:40 p.m. Post-practice interviews will take place in the Guglielmino Athletics Complex auditorium.

OFFICIAL NOTRE DAME FOOTBALL RADIO SHOW

The weekly show will broadcast live from Legends of Notre Dame, just 100 yards South of Notre Dame Stadium. The show will air on NewsTalk 960 WSBT-AM Mondays from 7:00 - 8:00 p.m. Jack Nolan will host the show along with former Irish All-American Reggie Brooks. Air dates: Aug. 31; Sept. 7, 14, 21, 28; Oct. 5, 19, 26; Nov. 2, 9, 17 (Tuesday), 23. The show is a cooperative venture between Notre Dame Sports Properties, the Notre Dame athletic department and WSBT. The show can also be heard on www.und.com.

INSIDE NOTRE DAME FOOTBALL WITH CHARLIE WEIS (TELEVISION SHOW)

Taped on Sunday nights, Inside Notre Dame Football will feature a recap of the week's contest, Notre Dame player features and more. The show can be seen locally Sunday evenings on WNDU-TV following the late local news. It will also re-air on WNDU-TV the following Saturday morning at 6:30 a.m. as well as 90 minutes prior to kickoff of Notre Dame home games. All shows can also be viewed on www.und.com beginning on Monday of each week.

THE NOTRE DAME FOOTBALL REPLAY

Airs each Sunday morning at 11 am on CW 25 in South Bend. It also airs on Comcast SportsNet Chicago at 3:30 p.m. on Tuesday leading into Inside Notre Dame Football at 5:30 p.m. The Chicago times occasionally float due to live programming.

Notre Dame Football Replay Affiliates

NY/NJ/PA/CT	YES Network
IL/IN/IA/WIS	Comcast SportsNet Chicago
Chicago LP	W24AW TV 24
Chicago LP	W18AT TV 18
Chicago LP	W54BK TV 54
Atlanta (GA/FLA)	Comcast Sports Southeast
NC/PA/DC/MD/DEL/VA/WVA	Mid-Atlantic Sports Network
Cleveland and Ohio	SportsTime Ohio
Cleveland LP	WIVM TV & CABLE 52
Nashville Dropin	WKAG TV 43
Columbus, OH LP	WIVN TV 29 & CABLE 99
Louisville	WYCS TV & CABLE 24
Providence (RI&Conn)	Cox Sports
N.Orleans-ARK/FL/LA	Cox Sports Television
Wichita-Hutchinson	KGPT-TV 49
Roanoke	WDRL TV 24
Roanoke LP	WYAT TV & CABLE 40
Rochester, NY	WRWB TV 16/TW SpNet
Huntsville LP	WYAM TV 56 & CABLE 21
South Bend	CW25
Evansville-Jasper	WJTS TV 27
Youngstown Cable	TJC Cable 99
Bangor (ME) LP	WBGR TV 33 & Cable 9
Binghamton LP	WBPN TV 8
Clarksburg LP	WTKM TV & Cable 44
Direct TV-WHT National	DIRECT TV 321
Sky Angel IPTV-National	

Inside Notre Dame Football Replay Affiliates

New York (NY/NJ/CN/PA)SNY Sports Net New York	Yes Network
Chicago LP	W54BK TV 54
Chicago LP	W18AT TV 18
Chicago LP	W24AW TV 24
Chicago (IL/IN/IA/WI)	Comcast SportsNet Chicago
FLORIDA	Sun Sports Network
DC/DEL/MD/NC/PA/VA/WVA (MASN)	Mid Atlantic Sports Network
IL/IN/MO/NE/KA/IA	Fox Sports Midwest
New England	New England Sports Network (NESN)
Cleveland & all Ohio	SportsTime Ohio (Indians)
Cleveland LP	WIVM TV & CABLE 52
Pittsburgh	Fox Sports Pitt (PA,WV,NY,MD,OH)
Columbus, OH LP	WIVN TV 29 & Cable 99
Louisville	WYCS TV & CABLE 24
Providence (RI&Conn)	Cox Cable Sports
New Orleans	WLAE-TV
Fresno	KNXT-TV
Wichita	KGPT TV49
Roanoke	WDRL TV 24
Roanoke LP	WYAT TV 40 & Cable 99
Toledo	WMNT-TV
Rochester, NY	WRWB TV 16/Time Warner SportsNet
Shreveport	KSHV TV 45
Huntsville LP	WYAM TV 56 & CABLE 21
South Bend-Elkhart	WNDU-TV
Evansville-Jasper	WJTS TV 27
Youngstown	TJC Cable 99
Binghamton LP	WBPN TV 8
Direct TV WHT-National	DIRECT TV 321
Sky Angel-IPTV-National	
Comcast On-Demand	Notre Dame On-Demand
Worldwide	und.com

► Notre Dame had the ball for 11:40 and ran 21 plays in the third quarter against Purdue. The Boilermakers, on the other hand, had the ball for just 3:20 and ran nine plays. The previous high the Irish had in ball possession during a quarter this season was 10:03 in the second quarter against Nevada in the opener.

► Washington ran 19 plays and used up 9:19 of the fourth quarter before settling for a field goal to grab a 27-22 lead, but the Irish needed just 1:44 to go 63 yards on five plays to grab a 30-27 lead. The Huskies had 10:39 time of possession in the fourth quarter compared to Notre Dame's 4:21, but the Irish outscored Washington, 11-6, in the period to force overtime.

► Notre Dame is 5-2 this season and 27-8 under Weis when the Irish win the time of possession battle.

► The Irish won the time of possession battle with USC, but dominated it in the second half. Notre Dame rolled up 17:10 time of possession compared to 12:50 by the Trojans after halftime.

► Notre Dame racked up 10:22 in time of possession in the first quarter. It was the third most time of possession in any quarter for the Irish this season. Notre Dame totaled 10:36 in the opening quarter against Nevada and 11:40 in the third quarter at Purdue.

IRISH DON'T GIVE IT AWAY FOR FREE

► Since Charlie Weis became head coach at Notre Dame, the top priority of every game has been to win the turnover battle. In games the Irish have won the turnover battle, Notre Dame is 25-9.

► Notre Dame held a plus-five margin in turnovers in the victory over Boston College. The Irish failed to commit a turnover, while the Eagles had five. Dating back to last year's game against Purdue, it was the seventh time in Notre Dame's last nine home games the Irish did not commit a turnover.

► The Irish shockingly struggled in the turnover department against Navy. Notre Dame lost two fumbles and threw one interception. In fact, two of the turnovers occurred inside the Midshipmen five-yard line. The Irish had not been minus-three in the turnover margin of a home game since the season opener against Georgia Tech in 2007.

► Last season, the Irish did not commit a turnover in five games and have posted three turnover-less games in 2009. In fact, Notre Dame has not turned the ball over in 18 games since 2005. Here's how each ranks nationally (thanks STATS, LLC):

Games with 0 Giveaways since '05

No.	School
20	West Virginia
20	Florida
18	Notre Dame
18	Buffalo
17	Ball State
16	Memphis

Games with 0 Giveaways in '08

No.	School
6	Ball State
6	Baylor
6	Florida
6	Oklahoma
5	Notre Dame
5	Four other teams

► Quite often in a season opener a team is sloppy in terms of penalties and turnovers, but the Irish committed just three penalties and did not commit a single turnover. Notre Dame was one of two schools in the country among FBS teams that had fewer than three penalties and no turnovers on opening day. In addition, only seven FBS schools had fewer penalties in its season opener than the Irish.

► Notre Dame has only lost five fumbles this season, which ranks tied for 12th-best in the FBS. Interestingly though, the Irish have actually fumbled 13 times, but then recorded eight of those recoveries.

► The Irish lost two fumbles alone in the defeat against Navy.

TURNING OVER A NEW LEAF

► The Irish are still tied for 14th in the nation with a +0.89 turnover ratio despite having a minus-three in the turnover margin against Navy last week. Just six FBS squads have fewer turnovers than Notre Dame's nine: Cincinnati (four), Air Force (six), Oregon State (six), Rutgers (seven), LSU (eight) and Northern Illinois (eight). Three of those Irish turnovers were a long desperation toss near the end of the first half, another interception that was a perfect pass that slipped through the hands of junior RB **Armando Allen** and into the hands of a Washington defender and last week's interception against Navy that deflected off the back of sophomore WR **Michael Floyd** (who thought the play was a screen and was blocking down field).

School	Turnovers
Cincinnati	4
Air Force	6
Oregon State	6
Rutgers	7
LSU	8
Northern Illinois	8
Notre Dame	9

► Notre Dame has five fumbles lost all season and two came last week against Navy. Only 10 FBS schools have registered fewer fumbles lost this season. The school record for fewest fumbles lost in a season is four by the 2000 Irish. The 1993 Irish lost just five fumbles.

► The NCAA record for fewest season turnovers is eight, held by Clemson in 1940, Miami (Ohio) in 1966 and Notre Dame in 2000. Prior to that 2000 campaign, Notre Dame's record for fewest turnovers in a season was 10 in 1993 with the 1997 team third-best (13).

RED-ZONE REPORT

► Notre Dame's season in terms of red zone success can simply be divided into two seasons. The Irish had little difficulty in the red zone over their first four games, but have struggled mightily since. Here is an interesting graphic detailing the recent trend:

	Times in RZ	Times Scored	Total Pts	TDs	Rush TDs	Pass TDs	FGs Made	Failed to score inside RZ					
								FGA	Down	Int	Fumb	Half	Game
First Four Games	15	13	80	10	5	5	3	1	0	0	0	1	0
Totals 13 of 15 (86.7%)													
TD Totals 10 of 15 (66.7%)													
	Times in RZ	Times Scored	Total Pts	TDs	Rush TDs	Pass TDs	FGs Made	Failed to score inside RZ					
								FGA	Down	Int	Fumb	Half	Game
Last Five Games	24	18	93	10	5	5	8	1	2	1	1	1	0
Totals 18 of 24 (75.0%)													
TD Totals 10 of 24 (41.7%)													

► Notre Dame had failed to register points (either touchdown or field goal) only four times all season in the red zone entering the Navy game (33 chances), but the Irish had four trips into the red zone without any points in the loss to the Midshipmen. Notre Dame finished the afternoon with two touchdowns in its six trips into the red zone. In fact, seven of the 10 drives for the Irish in the game advanced inside the Navy 25-yard line, but Notre Dame failed to come away with any points on five of those drives. The Irish missed two field goals, had a pair of turnovers inside the five-yard line and were stopped on fourth down.

► On the other hand, Navy drove inside the Irish red zone on just two occasions and scored one touchdown. The Mids did miss a field goal on their other opportunity.

► Prior to the Navy game, the only four drives in which Notre Dame failed to produce points when entering the red zone came against Michigan, Purdue, USC and Boston College. The Irish took the opening kick and marched 69 yards, but missed a 28-yard field goal against the Wolverines. Against the Boilermakers, Notre Dame's final drive came when the Irish recovered a Purdue fumble at the nine-yard line with three seconds left in regulation. Notre Dame took a knee to secure the victory. The Irish marched 17 plays and 74 yards to the USC four-yard line in the final seconds of the game, but were unable to score the game-tying touchdown. Notre Dame moved 56 yards on 11 plays, but junior RB **Robert Hughes** was stopped on fourth and goal from the one-yard line by Boston College.

► The Eagles also denied the Irish touchdowns on two other red zone chances. Notre Dame did manage two field goals.

► Notre Dame entered the Washington contest with 10 touchdowns in its previous 15 drives into the red zone, but the Irish managed only field goals on their first four red zone chances against the Huskies. On the other hand, Washington registered touchdowns on its first two red zone chances.

► In fact, Notre Dame had first-and-goal on three separate occasions against Washington and failed to register a touchdown on any of those opportunities.

► The Huskies were denied on their third red zone attempt of the game when Notre Dame stuffed Washington on consecutive quarterback sneaks on third and fourth down and goal from the one-yard line late in the third quarter. The Huskies were held to a field goal late in the fourth quarter due to an Irish goal-line stand. The Huskies ran six offensive plays from inside the Irish six-yard line, including five inside the two-yard line, but were not able to score a touchdown.

► The other drives for Notre Dame that entered the red zone and did not result in a touchdown came against Michigan and Michigan State. The Irish drove to the Wolverine 17-yard line before settling for a field goal (Notre Dame did have a touchdown overturned on the drive). Notre Dame also kicked a field goal against the Spartans after driving down to the MSU one-yard line before a fumble on third down forced the field goal.

► Despite scoring five touchdowns in the 2009 opening win over Nevada, Notre Dame ventured into the "red zone" just twice (other three touchdowns, all by sophomore WR **Michael Floyd**, came from 24, 70 and 88 yards out). The Irish scored two touchdowns in red zone chances against the Wolf Pack, which marched inside the Irish 20 three times and failed to score a single point.

► Michigan and Michigan State each scored three touchdowns on four red zone attempts.

► Purdue made just one trip into the red zone, but walked away with a touchdown.

► Notre Dame in 2008 came away with points in 31 of 44 red-zone chances (70.5 percent) – including touchdowns on 52.2 percent – while opponents posted points on 81.8 percent of their chances, but barely half of the opposing chances, 22 of 44, produced touchdowns.

Notre Dame in 2009

	Category	2009 Opponents
39	Red-Zone Chances	28
10	Passing TDs	8
10	Rushing TDs	8
20	Total TDs	16
.513 (20/39)	TD Pct.	.571 (16/28)
11	FGs Made	4
2/0	FGs Missed/Blocked	3/0
2/1/1	Downs/Interceptions/Fumbles	2/1/2
173	Total Points (TD-6, FG-3)	123
.795 (31/39)	Scoring Pct.	.714 (20/28)

Notre Dame
"Money" Plays

MONEY RUSHERS

	1st	TD	No.	Att.
Armando Allen	36	3	38	104
Jimmy Clausen	9	1	10	24
Robert Hughes	7	3	10	40
Golden Tate	5	1	5	15
Dayne Crist	2	0	2	3
James Aldridge	2	0	2	5
Theo Riddick	2	0	2	7
Jonas Gray	2	0	2	26
Duval Kamara	1	0	1	1
John Goodman	1	0	1	1
Totals	67	8	73	233

MONEY RECEPTIONS

	1st	TD	No.	Rec.
Golden Tate	31	8	32	52
Kyle Rudolph	12	3	13	25
Michael Floyd	12	5	12	13
Robby Parris	8	1	9	17
Duval Kamara	7	0	7	16
Armando Allen	6	0	6	13
Shaquelle Evans	4	0	4	7
Jonas Gray	2	0	2	4
Robert Hughes	1	0	1	5
Roby Toma	1	0	1	2
Deion Walker	1	0	1	1
Bobby Burger	1	0	1	1
Totals	86	17	89	160

3RD DOWN MONEY RUSHERS

	1st	TD	No.	Att.
Armando Allen	10	0	10	17
Jimmy Clausen	3	0	3	9
Golden Tate	2	0	2	3
Robert Hughes	2	0	2	5
Dayne Crist	1	0	1	1
James Aldridge	1	0	1	1
Totals	19	0	19	39

3RD DOWN MONEY RECEPTIONS

	1st	TD	No.	Rec.
Golden Tate	6	1	6	6
Robby Parris	4	0	4	4
Kyle Rudolph	2	1	2	3
Michael Floyd	2	1	2	2
Bobby Burger	1	0	1	1
Armando Allen	1	0	1	2
Totals	16	3	16	24

4TH DOWN MONEY RUSHERS

	1st	TD	No.	Att.
Jimmy Clausen	1	0	1	1
James Aldridge	1	0	1	2
Armando Allen	1	0	1	1
Totals	3	0	3	7

4TH DOWN MONEY RECEPTIONS

	1st	TD	No.	Rec.
Robby Parris	2	0	2	2
Kyle Rudolph	0	1	1	1
Totals	2	1	3	3

Money plays result in either a first down, touchdown or both.

Game Superlatives

INDIVIDUAL GAME HIGHS

Rushes	24	Hughes vs Washington State (Oct 31)
Yards Rushing	139	Allen at Michigan (Sep 12)
TD Rushes	1	11 different players
Long Rush	37	Hughes vs Washington (Oct 03)
Pass attempts	51	Clausen vs Navy (Nov 07)
Pass completions	37	Clausen vs Navy (Nov 07)
Yards Passing	452	Clausen vs Navy (Nov 07)
TD Passes	4	Clausen vs Nevada (Sep 05)
Long Pass	88	Clausen vs Nevada (Sep 05)
Receptions	11	Tate vs Boston College (Oct 24)
Yards Receiving	244	Tate vs Washington (Oct 03)
TD Receptions	3	Floyd vs Nevada (Sep 05)
Long Reception	88	Floyd vs Nevada (Sep 05)
Field Goals	5	Tausch vs Washington (Oct 03)
Long Field Goal	46	Tausch vs Michigan State (Sep 19)
Punts	6	Turk vs Boston College (Oct 24)
Punting Avg	41.3	Maust vs Michigan State (Sep 19)
Long Punt	49	Maust vs Michigan State (Sep 19) Turk vs Washington State (Oct 31)
Long Punt Return	24	Goodman vs Nevada (Sep 05)
Long Kick Return	52	Gallup at Michigan (Sep 12)
Tackles	12	McCarthy vs Washington (Oct 03)
Sacks	1.5	Johnson vs Washington State (Oct 31)
Tackles For Loss	3.0	Fleming at Purdue (Sep 26)
Interceptions	2	McCarthy vs Boston College (Oct 24)

TEAM GAME HIGHS

Rushes	48	vs Washington State (Oct 31)
Yards Rushing	255	vs Washington State (Oct 31)
Yards Per Rush	5.3	vs Washington State (Oct 31)
TD Rushes	2	at Purdue (Sep 26) vs USC (Oct 17) vs Washington State (Oct 31)
Pass attempts	51	vs Navy (Nov 07)
Pass completions	37	vs Navy (Nov 07)
Yards Passing	452	vs Navy (Nov 07)
Yards Per Pass	16.6	vs Nevada (Sep 05)
TD Passes	4	vs Nevada (Sep 05)
Total Plays	81	vs Washington State (Oct 31)
Total Offense	592	vs Washington State (Oct 31)
Yards Per Play	8.8	vs Washington (Oct 03)
Points	40	vs Washington State (Oct 31)
Sacks By	5	vs Washington State (Oct 31)
First Downs	32	vs Washington State (Oct 31) vs Navy (Nov 07)
Penalties	11	vs Michigan State (Sep 19)
Penalty Yards	99	vs Michigan State (Sep 19)
Turnovers	3	vs Navy (Nov 07)
Interceptions By	3	vs Boston College (Oct 24)

IRISH GIVE STOUT USC DEFENSE ITS TOUGHEST TEST

► No. 4 USC entered the game with Notre Dame ranked among the top 10 in the FBS in the following categories. Here is an interesting look at how the Irish fared against the Trojans in those specific categories:

Category	National Rank	Actual	Notre Dame
Rushing Defense	5th	64.80	82
Pass Efficiency Defense	8th	90.01	122.0
Total Defense	6th	238.60	367
Scoring Defense	4th	8.60	27

► The Trojans had allowed 73 first downs over their first five games, good for an average of 14.6 per game. Notre Dame racked up 27 first downs -- the most for an Irish team against USC since 2005. In fact, the Trojans had not allowed that many first downs to an opponent since that same meeting in 2005.

► USC had not allowed a single passing touchdown over its first five games, but junior QB **Jimmy Clausen** tossed a pair.

► The Trojans' red zone defense had been almost impenetrable heading into the contest. USC had surrendered just three touchdowns over its opponents 13 red zone chances. The Irish equalled that output and nearly surpassed it on the game's final drive.

► Notre Dame totaled 27 points against USC. No team had scored more against the Trojans since Nebraska totaled 31 on Sept. 15, 2007.

► The Irish also passed for 285 yards against the Trojans, the most USC had yielded in a game since Illinois totaled 301 on January 1, 2008 in the Rose Bowl.

► The Notre Dame offense only had a pair of three-and-outs against USC. No opponent had fewer three-and-outs against the Trojans since Oregon State had just one in last year's meeting.

AGAINST THE WOLVERINES

► Michigan scored the winning touchdown with 11 seconds remaining in the game. It marked the third meeting between the two rivals where the deciding points were scored with less than 12 seconds to go in the contest. The Wolverines last captured a meeting decided so late into the contest in 1994 when Remy Hamilton kicked a field goal with two seconds left to secure a 26-24 victory in Notre Dame Stadium.

► Junior QB **Jimmy Clausen's** 336 yards were the most ever by an Irish signal caller against Michigan.

► Notre Dame racked up 27 first downs and 490 yards on the afternoon, the most ever by an Irish squad in the all-time series with the Wolverines.

► Sophomore WR **Michael Floyd's** 131 yards against Michigan set a school record for receiving yards by an Irish player in the series with the Wolverines. The previous record was 127 set last season by junior WR **Golden Tate**.

► Tate's nine receptions are the most by an Irish player in the all-time series with the Wolverines, besting the previous high of seven set by three different players (most recently Darius Walker in 2006).

► Tate also tied five other Irish players (most recently junior RB **Robert Hughes** in 2008) with the most touchdowns against the Wolverines in the series.

► Notre Dame managed just 10 first downs and 79 total yards on 55 plays in the 2007 meeting with Michigan, the last trip to Ann Arbor for the Irish. Notre Dame registered 15 first downs and piled up 302 yards on 37 plays, good for an average of 8.2 per play in the first half.

► The Irish were also held to minus-seven yards on 33 carries in that meeting. Notre Dame rushed for 112 yards on 19 carries, good for a 5.9 average, in the first half.

Application Description



Category: Sports

Cost: \$6.99

Released: 8/31/09 (IT)

Description: Notre Dame Football fans now have LIVE mobile access to all eight University of Notre Dame football home games. Enjoy a fully interactive, immersive Fightin' Irish experience - includes live scores, stats, news alerts and more. In addition to live games, fans can watch video-on-demand highlights, interviews and classic full games from the NBC Sports Archives.

Features: Streaming all eight (8) home games live, VOD highlights including interviews, features and press conferences, full games post-on-air broadcast and classic full games from the NBC Archives, interactive schedule, live scoring with box score, stats and play by play, photo slideshows, news and alerts to tune-in to games

SPLASH SCREEN



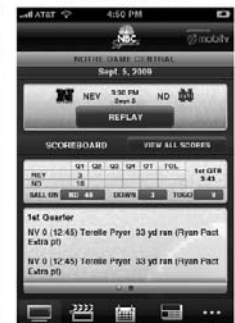
COUNTDOWN



PREVIEW



POSTGAME



Notre Dame
Defensive Notes

DEFENSE DOMINATES WASHINGTON STATE

- ▶ The Irish put together their top defensive performance of the season in the rout of Washington State. Notre Dame limited the Cougars to 206 total yards on 49 offensive plays (4.2 yards per play). The Irish also surrendered just 104 yards in the air.
- ▶ The Irish did not allow Washington State a first down until the final play of the first quarter. The Cougars managed just 30 total yards in the opening 15 minutes (19 rushing yards and 11 passing yards).
- ▶ Washington State did not cross midfield until its final drive of the first half.
- ▶ Notre Dame recorded six three-and-outs in the Cougars' first 10 drives of the game. Ten of Washington State's 13 drives went for less than 20 yards.
- ▶ The Irish limited Washington State to 115 total yards on 30 plays (3.8 yards per play) over the first three quarters against the first team defense.
- ▶ The secondary did not yield a single pass play longer than 15 yards. Washington State threw for 385 yards in its previous game at California.
- ▶ Nine of the Cougars' 23 plays on first down resulted in zero or negative yards.

FIVE FINGERED DISCOUNT

- ▶ Five Notre Dame players either tied or surpassed their career-highs in tackles against Navy. Junior LB **Brian Smith** tied his career-high with 10, senior S **Sergio Brown** set a new career-high with nine, sophomore LB **Darius Fleming** had a career-best seven, junior DE **Kerry Neal** matched his career-high with seven and sophomore DE **Kapron Lewis-Moore** also tied his career-best with seven.

IRISH DERAILED BOSTON COLLEGE

- ▶ Boston College entered the game against Notre Dame averaging 155.3 yards per game on the ground. The Irish allowed just 70 yards on the ground on 29 carries (just 2.4 yards per rush).
- ▶ Eagles running back Montel Harris rushed for 264 yards and five touchdowns (both school records) in the previous week's victory over NC State. Harris' day was the best rushing performance in the FBS this year as he topped UTEP's Donald Buckram who rushed for 262 yards on October 3. He also tied Jahvid Best of California and Mike Bell of Nevada for the most points in a single game this season with 30. Harris ranked second in the ACC and 13th in the nation in rushing with 108 yards per game prior to the contest, but he managed just 38 yards on 22 carries against the Irish. In fact, Notre Dame forced Harris into 15 carries of two yards or less, including five behind the line of scrimmage.
- ▶ The Irish outgained BC, 111-46, in the opening quarter. Notre Dame limited the Eagles and Harris to seven yards on four carries.
- ▶ The Irish continued to control the Eagles' running game in the second quarter. Notre Dame limited BC to just eight yards on the ground on 11 carries in the opening 30 minutes.
- ▶ Harris entered the game against Notre Dame without a fumble lost in a span of 362 touches, but Notre Dame forced him into a pair of fumbles in the victory. In fact, Harris had a third fumble that Boston College managed to recover.
- ▶ 19 of Boston College's 25 first down plays gained two yards or less.
- ▶ 11 of Boston College's 25 first down plays either failed to gain or lost yardage.
- ▶ Three of Boston College's 25 first down plays gained more than four yards.

NOTRE DAME'S FRONT SEVEN STEPPING UP

- ▶ Entering the USC contest, Notre Dame was led in tackles by a pair of safeties, senior SS **Kyle McCarthy** (49) and junior FS **Harrison Smith** (32). The fourth leading tackler for the Irish at that point of the season was sophomore CB **Robert Blanton** (22).
- ▶ However, the defensive line and linebackers have become much more active the last four weeks.
- ▶ The Irish defensive backs totaled 51.6% (141 of 273) of the tackles on the opposition's offensive plays over the first five games of the season. Over the last four games, Notre Dame's front seven has totaled 65.1% (138 of 212) of the tackles, while the secondary has totaled 34.9% (74 of 212).

DEFENSIVE LINE INCREASING PRODUCTION

- ▶ Notre Dame's defensive line struggled mightily over the first four games of the season. The group managed just 52 tackles (13.0 per game) and three sacks against Nevada, Michigan, Michigan State and Purdue. In their last five outings against Washington, USC, Boston College, Washington State and Navy, the group has amassed 110 tackles (22.0 per game) and 11 sacks.
- ▶ In the matchup with the Trojans, the Irish defensive line totaled 18 tackles, 3.0 sacks, 5.0 TFL, three quarterback hurries and one pass breakup. The linebackers collected 16 tackles, 1.0 sack, 1.0 TFL, and two QB hurries.
- ▶ Against Boston College, the Irish defensive line totaled 20 tackles, 1.5 TFL, eight quarterback hurries and one fumble recovery. The linebackers collected 19 tackles, 3.5 TFL, one forced fumble, one fumble recovery, one interception, one pass breakup and two QB hurries.

- ▶ In the victory over the Eagles, Notre Dame's top four tacklers —all linebackers and linemen, not safeties — registered 28 tackles. Freshman LB **Manti Te'o** led the charge with nine, junior NT **Ian Williams** had seven, and sophomore DE **Kapron Lewis-Moore** and junior LB **Brian Smith** made six apiece.
- ▶ In the rout of Washington State, the front four totaled 18 tackles, four sacks and 8.5 tackles for loss. Lewis-Moore led the Irish defense in stops with five.
- ▶ The front four totaled 31 tackles, 2.0 for loss and one sack against Navy.

HURRY AND LOOK BETWEEN THE LINES

- ▶ While Notre Dame officially was not credited with a sack, the Irish did apply pressure on Boston College quarterback Dave Shinskie. The Irish registered an astounding 10 quarterback hurries in the game.
- ▶ The Irish were not credited with any quarterback hurries in games against Nevada and Washington, but Notre Dame had 16 in games against USC and Boston College.
- ▶ Quarterback hurries are tracked at Irish home games, but FBS schools are not required so few actually do.

IRISH IN THE RIGHT PLACE AT THE RIGHT TIME

- ▶ Notre Dame's defense has registered 17 takeaways this season and 14 have come inside Irish territory, including five inside the red zone and four inside the 10-yard line. Here is a list of the eight Notre Dame takeaways inside its 25-yard line:

Turnover (Forced By)	Takeaway	Yardline	Return
Interception	Robert Blanton vs. Nevada	ND 0	0
Fumble (dropped pitch)	Kapron Lewis-Moore vs. Nevada	ND 7	0
Interception	Kyle McCarthy vs. Michigan State	ND 4	20
Interception	Darrin Walls at Purdue	ND 20	2
Fumble (Sergio Brown)	Brian Smith vs. Boston College	ND 6	0
Interception	Kyle McCarthy vs. Boston College	ND 23	20
Interception	Kyle McCarthy vs. Boston College	ND 25	7
Interception	Brian Smith vs. Boston College	ND 22	10

- ▶ The only three takeaways not inside Notre Dame territory were sophomore DT **Ethan Johnson's** fumble recovery at the Purdue nine-yard line with seconds remaining in the game, junior CB **Gary Gray's** interception at the USC 43-yard line and junior NT **Ian Williams'** interception at the Washington State 27-yard line.

IRISH BALL HAWKING DEFENSE

- ▶ Notre Dame forced turnovers on four of the final six possessions of game against Boston College. The other two Eagles' possessions in the stretch were both three-and-outs.
- ▶ The Irish forced five turnovers in the game, the most since the 2008 Michigan contest when Notre Dame forced six.
- ▶ The Irish either forced a turnover or held Boston College to a three-and-out in eight of its last 12 possessions of the game.

NOTRE DAME'S DEFENSE HOLDS OWN AGAINST USC FRONT

- ▶ Notre Dame totaled three sacks (for 18 yards) and eight tackles for loss (for 26 yards) against the Trojans, their outstanding offensive line and the tandem of Joe McKnight and Allen Bradford. The three sacks, 18 yards lost in sacks and eight tackles for loss were the most against USC this season. In fact, Notre Dame was the first team this season to record more tackles for loss against the Trojans than they registered in the game.
- ▶ The eight tackles for loss by Notre Dame are the most by a USC opponent since UCLA had 14 on Dec. 1, 2007 and no team has registered more sacks (three) against the Trojans since Stanford had four on Oct. 6, 2007.
- ▶ USC entered the contest with the Irish ranked 17th in the FBS in rushing offense (208.00). The Trojans also averaged 5.5 yards per rush over their first five games, but Notre Dame held USC well below its average in each category.

Category	Actual	vs. Notre Dame
Rushing Offense	208.0	121
Average per Rush	5.5	3.7

► The Irish allowed only three explosive rushing plays of 10 or more yards (25 and 17 to Joe McKnight and 23 to Allen Bradford). Notre Dame limited USC to just 56 yards on its 30 other carries in the game.

GOAL-LINE STAND ONE FOR THE AGES

Washington was denied on their third red zone attempt of the game. The Huskies had first and goal from the Notre Dame eight-yard line, but after two rushes pushed the ball to the Irish one-yard line, Notre Dame stuffed Washington on consecutive quarterback sneaks on third and fourth down and goal from the one-yard line late in the third quarter.

► Washington was again held to a field goal late in the fourth quarter due to an Irish goal-line stand. The Huskies ran six offensive plays from inside the Irish six-yard line, including five inside the two-yard line, but were not able to score a touchdown.

► In all, Washington ran nine plays from inside the five-yard line over two different drives and failed to score a touchdown (the Huskies managed just a field goal).

► Has there ever been a more impressive goal-line stand in Notre Dame football annals than the one made in the fourth quarter of the victory over Washington? Four criteria were used: Did it have a bearing on a victorious outcome? How close was the opponent to the goal line on first down? At one point of the game did the stand occur? How good was the opponent on short-yardage offense?

Notre Dame historian Lou Somogyi recently released a top 10.

10) Oct. 21, 1995: A Key(shawn) Stop

USC entered the game ranked No. 5 and had prolific passing attack led by wideout Keyshawn Johnson, the No. 1 pick in the 1996 NFL Draft. No. 17 Notre Dame held a 21-7 lead when USC faced first and goal at the two with 15 seconds left in the first half. Three straight passes into the end zone intended for Johnson fell incomplete or out of bounds — and on fourth down end Renaldo Wynn and linebacker Kinnon Tatum stopped a short pass by Kyle Wachholtz to Rodney Sermons as time expired. The Irish went on to post a 38-10 drubbing of that year's Rose Bowl champs.

9) Sept. 9, 1974: Pepper Spray

Defending national champ Notre Dame opened in prime time at Georgia Tech under new coach Pepper Rodgers, a veer specialist. The Ramblin' Wreck trailed 10-7 when it had a first down at the Irish three midway through the second quarter. Two yards were gained to the one on first down, but tackle Steve Niehaus and linebacker Greg Collins stuffed Tech for no gain on the next two plays. On fourth down, the Irish defense swarmed to throw running back Charles Myers for a two-yard loss, with the first hit made by safety John Dubenetzky. The inspired Irish rolled thereafter to a 31-7 victory in Atlanta.

8) Oct. 3, 2009: Part I

Leading 24-19 late in the third quarter, Washington had first and goal at the Irish 8. Chris Polk gained four yards on first down, and quarterback Jake Locker rushed for three to the one on second down. On two straight sneak attempts, though, the 6-3, 226-pound Locker was unable to break the goal line plane against the Irish defense. Notre Dame's offense responded by driving 93 yards to convert a field goal and cut its deficit to 24-22.

7) Nov. 10, 1928: By George, They Did It!

Against an Army team that boasted an 11-game winning streak, including an 18-0 victory versus Notre Dame a year earlier, head coach Knute Rockne implored his Irish to "win one for the Gipper," referring to 1920 All-America back George Gipp, who died in December of that same year. The Irish scored the go-ahead TD with 2:30 left to make it 12-6, but Army had first and goal at the Notre Dame 10 in the closing seconds. A five-yard penalty and two incomplete passes made it 3rd and goal at the 15. On third down, Dick Hutchinson completed an 11-yard pass to the Irish four. On fourth down, Hutchinson plunged to within a foot of the goal line — just as time elapsed.

6) Nov. 14, 1992: Notre Dame 17, Penn State 16

With just over 10 minutes left in the contest and Penn State trailing 9-6 in "The Snow Bowl," the Nittany Lions had first and goal at the one. On first down, Penn State tailback Richie Anderson leapt high toward the goal line but was met head on by safety Jeff Burris for no gain. A two-yard loss on second down and a Kerry Collins incomplete pass on third down forced a game-tying field goal. It would prove crucial in the 17-16 victory where the Irish had to score a touchdown (Rick Mirer to Jerome Bettis on fourth down) and a two-point conversion (Mিরer to Reggie Brooks) in the final 20 seconds to win.

5) Nov. 29, 1958: A Parting Gift

In the season finale at the Los Angeles Coliseum, Terry Brennan's 5-4 Irish led 4-4-1 USC 20-13 early in the fourth quarter when the Trojans drove 77 yards to a first down at Notre Dame's one-foot line. On first down, USC fumbled but recovered the ball at the one. On second down, Irish defenders Bob Williams and Bob Scholtz threw quarterback Tom Maudlin for a one-yard loss on a sweep, and on third down Maudlin

was stopped by Frank Reynolds for no gain. On fourth down, Myron Pottios stopped halfback Don Buford short of the goal line. The Irish held on in the fourth quarter for the 20-13 victory, a parting gift for Brennan, who would be fired less than a month later. Wrote Braven Dyer of the Los Angeles Times: "Sometime, somewhere some football team may have staged a greater goal line stand than the Fighting Irish of Notre Dame did in the fourth quarter of yesterday's heart-stopper with the Trojans of Southern California. But I doubt it."

4) Dec. 3, 1949: By Rote Or Tote

In the season finale at Dallas' Cotton Bowl, the national title was on the line for Notre Dame in the final five minutes when Kyle Rote drove SMU, trailing 27-20, from its 21 to a first down at Notre Dame's five. Rusty Russell lost a yard on first down, and Fred Benner threw an incomplete pass on second down. Rote picked up two yards on third down, and on fourth Rote's pass was intercepted at the goal line by Jerry Groom and Bob Lally with 3:52 left. Notre Dame head coach Frank Leahy stated he had never experienced so much excitement in a game than in this 27-20 triumph.

3) Jan. 1, 1990: Bowled Over

Minutes before the end of the first half of a scoreless game in the Orange Bowl, No. 1 and 11-0 Colorado drove to a first down at the Irish one. On first down, halfback Eric Bieniemy tried to dive over the top, but safety D'Juan Francisco met him head on and the officiating crew ruled the running back didn't break the goal line plane — much to the protest of CU. Quarterback Darian Hagan was stopped cold for no gain on a second-down sneak, and defensive lineman Troy Ridgley forced an errant option pitch to Bieniemy that bounced out of bounds at the three. On fourth down, Colorado set up for a field goal, but holder Jeff Campbell rolled to his right on a fake. The intended receiver got jammed at line of scrimmage, so Campbell was forced to tuck it and was stopped short of the goal line by Ridgley. In the second half, Notre Dame took control in its 21-6 victory.

2) Nov. 7, 1998: A "Cloud" Of Dust

Trailing the Irish 31-26, Boston College quarterback Scott Mutryn drove the Eagles from his 23 to a first and goal at the four with 1:07 left and no timeouts remaining for Notre Dame. BC featured running back Mike Cloud, No. 2 nationally in rushing yards per game (153.4) and a line that featured future NFL standouts Damien Woody and Doug Brzezinski. On first down, Cloud found an opening but linebacker Bobbie Howard stopped him at the two. On second down, Howard stopped Cloud for a yard. On third down, it appeared Cloud might have broken the plane, but linebacker Jimmy Friday pushed him back. BC called its last timeout with 11 seconds left. On fourth down and inches from the goal line, safety Deke Cooper, instructed to pursue the run and disregard the pass or anything to the outside, shot through the middle unblocked and nailed Cloud for a two-yard loss.

1) Oct. 3, 2009: Double Time!

This is the standard all future Notre Dame goal-line standards will be measured for several reasons. One, the Irish already made a stand minutes earlier (see No. 8). Two, a TD might have put the game out of reach. Three, the Irish had to do it not once but twice against a team ranked in the top five in third-down conversions. On first down from the one with 7:07 left and the Huskies leading 24-22, halfback Chris Polk lost one yard on a stop by Ethan Johnson. A second-down pass by Locker fell incomplete, and on third down Locker was engulfed for no gain on a scramble. When Notre Dame was called for a rare roughing-the-snapper call on the field-goal attempt, it had to start all over again from the one. Instead of becoming demoralized, the defense stopped Polk for no gain on first down, benefited from a false start on the Huskies, stopped a five-yard completion to Paul Horner at the one, and did not permit Locker to get the final yard on a sneak, thereby forcing a field goal to make it 27-22 with 3:04 left. Down only one score, the Irish moved ahead briefly and then won it in overtime, 37-30.

IRISH DEFENSE STINGY OUT OF THE GATE

► Notre Dame was quite impressive defensively coming out of the locker room in 2008. The Irish allowed only three touchdowns in the first quarter over the entire 2008 campaign and just one over their last nine games of the year. Notre Dame continued that trend, blanking Nevada over the first 15 minutes.

► The Irish surrendered 14 points in the first quarter at Michigan. Notre Dame had allowed just 19 points in the first quarter over their previous 10 games.

► Notre Dame has allowed three points or less in the opening quarter in 12 of its last 18 games.

MORE ON THE DEFENSE

► After allowing Purdue to score a touchdown on its opening drive, the Irish forced four punts and a turnover on downs on the Boilermakers' final five drives of the opening half.

► Notre Dame limited Purdue to just 1-for-7 on third down over the second and third quarters. In fact, the Boilermakers netted 113 yards on 32 plays (3.5 yards per play) with five punts, a turnover on downs and the end of half possession on seven drives between the first and fourth quarter scoring drives.

► Washington totaled 56 and 53 yards on its first and last drives of the first half, but Notre Dame limited the Huskies to 59 total yards on their other five drives of the half (17 plays). The Irish forced four punts and a turnover on those five drives.

TENUTA AND BROWN'S BOYS MAKE QUITE AN OPENING IMPRESSION

- Nevada quarterback Colin Kaepernick not only threw two interceptions in the game after throwing just seven all of last year, but he also averaged only 3.9 yards per rush compared to his near 7.0 yards per carry average in 2008.
- Notre Dame forced three Wolf Pack turnovers, including two in the red zone, and denied another possible scoring opportunity for Nevada on a 4th and short stop.
- Notre Dame ranked 20th in the country in 2008 in third down defense (32.76%). The Irish continued their success on third down against Nevada. Notre Dame limited the Wolf Pack to just 2-for-11.
- The Irish red zone defense was equally impressive. Notre Dame did not allow any Nevada points despite the Wolf Pack's three trips in the red zone. The Irish were the only team in FBS to deny their season-opening opponent points on three drives that crossed the 20-yard line.

IRISH PITCH SHUTOUT AGAINST NEVADA

- Notre Dame posted its first shutout since blanking Rutgers 42-0 on Nov. 23, 2002 -- a span of 76 games.
- Notre Dame posted its first shutout in a season opener since blanking Maryland, 22-0, on Aug. 31, 2002.
- Notre Dame posted its first shutout in a season opener at home since Sept. 22, 1973 when the Irish beat Northwestern, 44-0.
- Nevada was shut out for the first time since Dec. 12, 2007 versus New Mexico. The shutout was also just the third in Hall of Fame coach Chris Ault's 25-year coaching career at Nevada. This comes after Nevada averaged 37.6 points, 509 total yards and 278 rushing yards per game (school record) last season.
- Notre Dame limited the Wolf Pack to 307 total yards and 153 yards rushing, well below their explosive output from a year ago, and, obviously, no points.
- Notre Dame was one of two FBS schools, Kentucky being the other, to shut out another FBS school in its season opener.

**Notre Dame
Special Teams Notes**

KICK RETURN DEFENSE

► Notre Dame led the NCAA FBS in kickoff return defense last season allowing only 16.5 yards per return and became the first Irish special teams unit to lead the nation in this category. It was also the first time Notre Dame led the NCAA in a statistical category since 1988. What made the feat even more impressive was the fact that the Irish registered just one touchback during the season. The 16.5 yards allowed on kickoffs was the best by a Notre Dame squad since 1975 when that team permitted only 14.9 yards per kick return.

	2007	2008	Improvement
Kick Return Defense	22.75 (89th)	16.38 (1st)	6.37 yards (28.5%)

KICK RETURN DEFENSE REBOUNDS

- Michigan's Darryl Stonum returned a kickoff 94 yards for a touchdown to give the Wolverines a 14-3 lead with 34 seconds to go in the opening quarter. Stonum was the first Irish opponent to return a kick for touchdown since Brian Cushing returned an onside kick for a touchdown in 2006 (42 yards).
- Since that kickoff return, Notre Dame has regained its form from a season ago. The Irish have allowed just 19.3 yards per kickoff return on the 44 kickoffs following Stonum's touchdown return. In fact, Purdue never started a drive outside its own 20-yard line following a kickoff and Washington was forced to start three drives inside its own 15-yard line.
- C.J. Gable of USC entered the game with Notre Dame ranked 71st in the FBS averaging 23.17 yards per kickoff return. The Irish limited Gable to an average of just 13.6. In fact, Notre Dame pinned Gable and the Trojans inside their own 15-yard line on two of those five kickoffs.

IRISH WINNING HIDDEN YARDS

- Freshman PK **Nick Tausch** averaged 61.5 yards per kickoff over the first three games, but the rookie averaged 67.4 yards per kick against Purdue. He even had three separate kicks carry into the end zone.
- Junior PK **David Ruffer** has taken over the majority of kickoff duties in Notre Dame's last four games (USC, Boston College, Washington State and Navy). He has averaged 63.6 yards per kick on his 18 attempts, including Notre Dame's only touchback of the season.

Avg. Drive Start (Drives Started At/Inside 20)

Nevada	Own 26-yard line (Four)
at Michigan	Own 37-yard line (Three)
Michigan State	Own 26-yard line (Five)
at Purdue	Own 28-yard line (Six)
Washington	Own 32-yard line (Four)
USC	Own 22-yard line (Four)
Boston College	Own 31-yard line (Zero)
Washington State	Own 31-yard line (Three)
Navy	Own 25-yard line (five)

SPECIAL TEAMS TACKLE LEADERS

	Total	Kickoff	Punt
Scott Smith	8	7	1
Steve Filer	8	7	1
Zeke Motta	8	8	0
Leonard Gordon	7	7	0
Anthony McDonald	6	6	0
Mike Anello	6	6	0
Sergio Brown	6	6	0
Jamoris Slaughter	5	5	0
Harrison Smith	2	2	0
Ray Herring	2	2	0
David Posluszny	1	1	0
Darius Fleming	1	1	0
Eric Maust	1	0	1
Bobby Burger	1	1	0
Totals	62	59	3

**Updated Notre Dame
Record Book**

PASSING**Attempts - Game**

1.	63	Terry Hanratty, at Purdue (9.30.1967)
2.	60	Brady Quinn, vs. Michigan State (9.17.2005)
3.	59	Brady Quinn, at Purdue (9.27.2003)
4.	58	Joe Theismann, at USC (11.28.1970)
5.	52	Brady Quinn, vs. Florida State (11.1.2003)
6.	51	Jimmy Clausen, vs. Navy (11.7.2009)
7.	48	Jimmy Clausen, at North Carolina (10.11.08)
	48	Brady Quinn, vs. Michigan (9.16.2006)
9.	47	Brady Quinn, at BYU (9.4.2004)
10.	46	Jimmy Clausen, at Boston College (11.8.2008)
	46	Brady Quinn, vs. Purdue (10.2.2004)

Attempts - Season

1.	467	Brady Quinn (2006)
2.	450	Brady Quinn (2005)
3.	440	Jimmy Clausen (2008)
4.	353	Brady Quinn (2004)
5.	332	Brady Quinn (2003)
6.	316	Jarious Jackson (1999)
7.	308	Jimmy Clausen (2009)
8.	298	Ron Powlus (1997)
9.	268	Joe Theismann (1970)
10.	260	Joe Montana (1978)

Attempts - Career

1.	1602	Brady Quinn (2003-06)
2.	993	Jimmy Clausen (2007-)
3.	969	Ron Powlus (1994-97)
4.	850	Steve Beuerlein (1983-86)
5.	698	Rick Mirer (1989-92)
6.	609	Blair Kiel (1980-83)
7.	550	Terry Hanratty (1966-68)
8.	536	Jarious Jackson (1996-99)
9.	515	Joe Montana (1975-78)
10.	509	Joe Theismann (1968-70)

Attempts per Game - Season

1.	37.5	Brady Quinn (2005)	450-12
2.	35.9	Brady Quinn (2006)	467-13
3.	34.2	Jimmy Clausen (2009)	308-9
4.	33.8	Jimmy Clausen (2008)	440-13
5.	29.4	Brady Quinn (2004)	353-12
6.	28.1	Terry Hanratty (1968)	197-7
7.	27.6	Brady Quinn (2003)	332-12

Attempts per Game - Career

1.	32.7	Brady Quinn (2003-06)	1602-49
2.	31.0	Jimmy Clausen (2007-)	993-32
3.	22.0	Ron Powlus (1994-97)	964-44
4.	21.2	Terry Hanratty (1966-68)	550-26

Completions - Game

1.	37	Jimmy Clausen, vs. Navy (11.7.09)
2.	33	Joe Theismann, at USC (11.28.1970)
	33	Brady Quinn, vs. Michigan State (9.17.2005)
4.	32	Brady Quinn, vs. BYU (10.22.2005)
5.	31	Jimmy Clausen, at North Carolina (10.11.2008)
	31	Ron Powlus, at Purdue (9.13.1997)
7.	29	Jimmy Clausen, Stanford (10.4.2008)
	29	Brady Quinn, at Purdue (10.1.2005)
	29	Brady Quinn, at Purdue (9.27.2003)
	29	Terry Hanratty, at Purdue (9.30.1967)
	29	Brady Quinn, vs. Ohio State (1.2.2006)
	29	Brady Quinn, vs. Purdue (9.30.2006)

Completions - Season

1.	292	Brady Quinn (2005)
2.	289	Brady Quinn (2006)
3.	268	Jimmy Clausen (2008)
4.	209	Jimmy Clausen (2009)
5.	191	Brady Quinn (2004)
6.	184	Jarious Jackson (1999)

7.	182	Ron Powlus (1997)
8.	157	Brady Quinn (2003)
9.	155	Joe Theismann (1970)
10.	151	Steve Beuerlein (1986)

Completions - Career

1.	929	Brady Quinn (2003-06)
2.	615	Jimmy Clausen (2007-)
3.	558	Ron Powlus (1994-97)
4.	473	Steve Beuerlein (1983-86)
5.	377	Rick Mirer (1989-92)
6.	306	Jarious Jackson (1996-99)
7.	304	Terry Hanratty (1966-68)
8.	297	Blair Kiel (1980-83)
9.	290	Joe Theismann (1968-70)
10.	268	Joe Montana (1975-78)

Consecutive Completions - Game

1.	14	Ron Powlus, vs. Michigan State (9.20.1997)
	14	Brady Quinn, vs. Ohio State (1.2.2006)
3.	12	Jarious Jackson, vs. Navy (11.14.1998)
	12	Brady Quinn, vs. BYU (10.22.2005)
5.	11	Jimmy Clausen, vs. Washington St. (10.31.2009)
	11	Brady Quinn, at Pittsburgh (9.3.2005)
	11	Brady Quinn, at Purdue (10.1.2005)

Consecutive Completions - Year

1.	14	Ron Powlus (1997)
	14	Brady Quinn (2005)
3.	12	Jimmy Clausen (2009)
	12	Jarious Jackson (1998)
	12	Brady Quinn (2005)
6.	11	Jimmy Clausen (2009)
	11	Ron Powlus (1996)
	11	Brady Quinn (2005)
	11	Brady Quinn (2005)
10.	10	Jimmy Clausen (2009)
	10	Tony Rice (1988)
	10	Terry Andrysiak (1985)
	10	Steve Beuerlein (1984)
	10	Joe Montana (1978)
	10	Angelo Bertelli (1942)

Completions per Game - Season

1.	24.3	Brady Quinn (2005)	292-12
2.	23.2	Jimmy Clausen (2009)	209-9
3.	22.2	Brady Quinn (2006)	289-13
4.	20.6	Jimmy Clausen (2008)	268-13
5.	16.6	Terry Hanratty (1968)	116-7

Completions per Game - Career

1.	19.2	Jimmy Clausen (2007-)	615-32
2.	19.0	Brady Quinn (2003-06)	929-49
3.	12.6	Ron Powlus (1994-97)	558-44
4.	11.7	Terry Hanratty (1966-68)	304-26

Completion Percentage - Game

1.	90.9	Steve Beuerlein, vs. Colorado (9.22.1984)
2.	85.7	Rick Slager, at Northwestern (9.25.1976)
	85.7	Rick Mirer, at Purdue (9.28.1991)
	85.7	Jarious Jackson, vs. Navy (11.14.1998)
5.	84.6	Jimmy Clausen, vs. Hawai'i (12.24.2008)
6.	83.3	Jimmy Clausen, vs. Nevada (9.5.2009)
	83.3	Jimmy Clausen, vs. Navy (11.15.2008)
8.	81.3	Bob Williams, at Michigan State (11.5.1949)
9.	81.5	Jimmy Clausen, vs. Washington St. (10.31.2009)
10.	80.5	Brady Quinn, at Purdue (10.1.2005)

Completion Percentage - Season (min 100 att.)

1.	67.9	Jimmy Clausen (2009)
2.	64.9	Brady Quinn (2005)
3.	61.9	Brady Quinn (2006)
4.	61.6	Kevin McDougal (1993)
5.	61.1	Ron Powlus (1997)

6. 60.9 Jimmy Clausen (2008)

7.	60.3	Steve Beuerlein (1984)
8.	59.2	Jarious Jackson (1999)

Completion Percentage - Career (min 150 att.)

1.	62.2	Kevin McDougal (1990-93)
2.	61.9	Jimmy Clausen (2007-)
3.	58.0	Brady Quinn (2003-06)
4.	57.5	Ron Powlus (1994-97)
5.	57.1	Jarious Jackson (1996-99)
6.	56.9	Joe Theismann (1968-70)
7.	55.6	Steve Beuerlein (1983-86)

Efficiency Rating - Season (min 50 attempts)

1.	162.9	Jimmy Clausen (2009)
2.	161.4	Bob Williams (1949)
3.	158.4	Brady Quinn (2005)
4.	146.7	Brady Quinn (2006)

Efficiency Rating - Season (min 100 attempts)

1.	162.9	Jimmy Clausen (2009)
2.	158.4	Brady Quinn (2005)
3.	155.1	John Huarte (1964)
4.	146.7	Brady Quinn (2006)

Efficiency Rating - Career (min 100 attempts)

1.	154.4	Kevin McDougal (1990-93)
2.	134.9	Jimmy Clausen (2007-)
3.	134.4	Brady Quinn (2003-06)

Passing Yards - Game

1.	526	Joe Theismann, at USC (11.28.1970)
2.	487	Brady Quinn, vs. Michigan State (9.17.2005)
3.	467	Brady Quinn, vs. BYU (10.22.2005)
4.	452	Jimmy Clausen, vs. Navy (11.7.09)
5.	440	Brady Quinn, at Purdue (10.1.2005)
6.	432	Brady Quinn, vs. Purdue (10.2.2004)
	432	Brady Quinn, at Stanford (11.26.2005)
8.	422	Jimmy Clausen, vs. Washington (10.3.2009)
9.	401	Jimmy Clausen, vs. Hawai'i (12.24.2008)
10.	383	Jimmy Clausen, at North Carolina (10.11.2008)

Passing Yards - Season

1.	3919	Brady Quinn (2005)
2.	3426	Brady Quinn (2006)
3.	3172	Jimmy Clausen (2008)
4.	2770	Jimmy Clausen (2009)
5.	2753	Jarious Jackson (1999)
6.	2586	Brady Quinn (2004)
7.	2529	Joe Theismann (1970)
8.	2211	Steve Beuerlein (1986)
9.	2117	Rick Mirer (1991)
10.	2078	Ron Powlus (1997)

Passing Yards - Career

1.	11762	Brady Quinn (2003-06)
2.	7602	Ron Powlus (1994-97)
3.	7196	Jimmy Clausen (2007-)
4.	6527	Steve Beuerlein (1983-86)
5.	5997	Rick Mirer (1989-92)
6.	4820	Jarious Jackson (1996-99)
7.	4411	Joe Theismann (1968-70)
8.	4152	Terry Hanratty (1966-68)
9.	4121	Joe Montana (1975-78)
10.	3650	Blair Kiel (1980-83)

Yards per Attempt - Game

1.	17.50	Jimmy Clausen, vs. Nevada (9.5.2009)	18-315
2.	15.42	Jimmy Clausen, vs. Hawai'i (12.24.2008)	26-401
3.	13.61	Jimmy Clausen, vs. Washington (10.3.2009)	31-422
4.	12.95	Carlyle Holiday, vs. Navy (11.9.2002)	21-272

Yards per Attempt - Season (min. 100 attempts)

1.	10.1	John Huarte (1964)	205-2062
----	------	--------------------	----------

Updated Notre Dame Record Book

- 2. 9.7 Kevin McDougal (1993) 159-1541
- 3. **9.0 Jimmy Clausen (2009)** **308-2770**

Yards per Game - Season

- 1. 326.6 Brady Quinn (2005)
- 2. **307.8 Jimmy Clausen (2009)**
- 3. 263.5 Brady Quinn (2006)
- 4. **244.0 Jimmy Clausen (2008)**
- 5. 242.9 Joe Theismann (1970)
- 6. 229.4 Jarious Jackson (1999)
- 7. 215.5 Brady Quinn (2004)
- 8. 209.4 Terry Hanratty (1968)
- 9. 201.0 Steve Beuerlein (1986)

Yards per Game - Career

- 1. 240.0 Brady Quinn (2003-06)
- 2. **224.9 Jimmy Clausen (2007-)**
- 3. 172.7 Ron Powlus (1994-97)
- 4. 159.7 Terry Hanratty (1966-68)
- 5. 155.4 Steve Beuerlein (1983-86)
- 6. 152.6 Joe Montana (1975-78)
- 7. 152.1 Joe Theismann (1968-70)

Touchdown Passes - Game

- 1. 6 Brady Quinn, vs. BYU (10.22.2005)
- 2. **5 Jimmy Clausen, vs. Hawai'i (12.24.2008)**
- 5 Brady Quinn, vs. Michigan State (9.17.2005)
- 5 Brady Quinn, at Michigan State (9.23.2006)
- 5. **4 Jimmy Clausen, vs. Nevada (9.5.2009)**
- 4 Brady Quinn, at Air Force (11.11.2006)
- 4 Brady Quinn, vs. North Carolina (11.4.2006)
- 4 Brady Quinn, vs. Washington (9.25.2004)
- 4 Brady Quinn, vs. Navy (11.12.2005)
- 4 Angelo Bertelli, vs. Stanford (10.10.1942)
- 4 Daryle Lamonica, vs. Pittsburgh (11.10.1962)
- 4 Steve Beuerlein, at USC (11.24.1986)
- 4 Ron Powlus, vs. Northwestern (9.3.1994)
- 4 Ron Powlus, at Purdue (9.9.1995)
- 4 Ron Powlus, vs. Rutgers (11.23.1996)
- 4 Jarious Jackson, vs. Arizona State (10.9.1999)
- 4 Carlyle Holiday, vs. Rutgers (11.23.2002)

Touchdown Passes - Season

- 1. 37 Brady Quinn (2006)
- 2. 32 Brady Quinn (2005)
- 3. **25 Jimmy Clausen (2008)**
- 4. **20 Jimmy Clausen (2009)**
- 5. 19 Ron Powlus (1994)
- 6. 18 Rick Mirer (1991)
- 7. 17 Jarious Jackson (1999)
- 17 Brady Quinn (2004)
- 9. 16 Bob Williams (1949)
- 16 John Huarte (1964)
- 16 Joe Theismann (1970)

Touchdown Passes - Career

- 1. 95 Brady Quinn (2003-06)
- 2. **52 Jimmy Clausen (2007-)**
- 52 Ron Powlus (1994-97)
- 4. 41 Rick Mirer (1989-92)
- 5. 34 Jarious Jackson (1996-99)
- 6. 31 Joe Theismann (1968-70)
- 7. 28 Angelo Bertelli (1941-43)
- 8. 27 Terry Hanratty (1966-68)
- 27 Steve Beuerlein (1983-86)
- 10. 26 Bob Williams (1948-50)

Consecutive Passes Without INT - Game

- 1. 47 Brady Quinn, vs. BYU (9.4.2004)
- 2. 45 Brady Quinn, vs. USC (11.25.2006)
- 45 Brady Quinn, vs. Ohio State (1.2.2006)
- 45 Brady Quinn, vs. UCLA (10.21.2006)
- 5. **43 Jimmy Clausen, vs. USC (10.17.2009)**
- 43 Jimmy Clausen, vs. Pittsburgh (11.1.2008)**

- 7. **42 Jimmy Clausen, at Michigan (9.12.2009)**
- 8. 41 Brady Quinn, vs. BYU (10.22.2005)
- 9. **40 Jimmy Clausen, vs. Air Force (11.10.2007)**
- 40 Jimmy Clausen, vs. Stanford (10.4.2008)**

Passes Without INT - Multiple Games (Same Season)

- 1. 226 Brady Quinn (MSU 2006 - Army 2006)
- 2. **160 Jimmy Clausen (Washington 2009 - Navy 2009)**
- 3. **132 Jimmy Clausen (MSU 2008 - North Carolina 2008)**
- 4. 130 Brady Quinn (USC 2005 - Navy 2005)
- 5. 126 Carlyle Holiday (Pittsburgh 2002 - Rutgers 2002)

Passes Without INT - Multiple Games (Multiple Seasons)

- 1. **147 Jimmy Clausen (USC 2008 - Purdue 2009)**
- 2. 143 Brady Quinn (Stanford 2005 - Michigan 2006)

Lowest INT Percentage - Season

- 1. 0.80 Matt LoVecchio (2000) 1 of 125
- 2. **0.97 Jimmy Clausen (2009)** **3 of 308**
- 3. 1.50 Brady Quinn (2006) 7 of 467
- 4. 1.55 Brady Quinn (2005) 7 of 450
- 5. 1.72 Ron Powlus (1996) 4 of 232
- 6. 1.94 Carlyle Holiday (2002) 5 of 257
- 7. 2.16 Rick Slager (1975) 3 of 139
- 8. 2.34 Ron Powlus (1997) 7 of 298

Lowest INT Percentage - Career

- 1. 2.43 Brady Quinn (2003-06) 39 of 1602
- 2. **2.62 Jimmy Clausen (2007-)** **26 of 993**
- 3. 2.78 Ron Powlus (1994-97) 27 of 969
- 4. 2.99 Carlyle Holiday (2001-04) 12 of 401
- 5. 3.29 Rick Mirer (1989-92) 23 of 698
- 6. 3.33 Kevin McDougal (1990-93) 6 of 180
- 7. 3.91 Jarious Jackson (1996-99) 21 of 536

RECEIVING

Receptions - Game

- 1. 14 Maurice Stovall, vs. BYU (10.22.2005)
- 2. 13 Jim Seymour, vs. Purdue (9.24.1966)
- 3. 12 Tom Gatewood, vs. Purdue (9.26.1970)
- 12 Bobby Brown, at Pittsburgh (11.13.1999)
- 5. **11 Golden Tate, vs. Boston College (10.24.2009)**
- 11 Jim Kelly, vs. Pittsburgh (11.10.1962)
- 7. **10 Michael Floyd, vs. Navy (11.7.2009)**
- 10 Michael Floyd, vs. Pittsburgh (11.1.2008)**
- 10 Arnaz Battle, vs. Pittsburgh (10.12.2002)
- 10 Arnaz Battle, vs. NC State (1.1.2003)
- 10 Tom Gatewood, at USC (11.28.1970)
- 10 Tom Gatewood, vs. Michigan State (10.4.1969)
- 10 Jim Seymour, at Michigan State (10.26.1968)
- 10 Rhema McKnight, vs. Purdue (9.30.2006)

Receptions - Season

- 1. 78 Jeff Samardzija (2006)
- 2. 77 Tom Gatewood (1970)
- 77 Jeff Samardzija (2005)
- 4. 69 Maurice Stovall (2005)
- 5. 67 Rhema McKnight (2006)
- 6. **65 Golden Tate (2009)**
- 7. 60 Jack Snow (1964)
- 8. **58 Golden Tate (2008)**
- 58 Arnaz Battle (2002)
- 10. 56 Darius Walker (2006)

Receptions - Career

- 1. 179 Jeff Samardzija (2003-06)
- 2. 170 Rhema McKnight (2002-06)
- 3. 157 Tom Gatewood (1969-71)
- 4. 138 Jim Seymour (1966-68)
- 5. 137 Tim Brown (1984-87)
- 6. 130 Maurice Stovall (2002-05)
- 7. **129 Golden Tate (2007-)**
- 129 Derrick Mayes (1992-95)
- 9. 128 Ken MacAfee (1974-77)

- 10. 120 Tony Hunter (1979-82)

Receptions - Season (Tight End)

- 1. 54 Ken MacAfee (1977)
- 2. 47 John Carlson (2006)
- 47 Anthony Fasano (2005)
- 4. 42 Tony Hunter (1982)
- 5. 40 John Carlson (2007)
- 6. 34 Ken MacAfee (1976)
- 7. **33 Kyle Rudolph (2009)**
- 8. 32 Mark Bavaro (1984)
- 9. **29 Kyle Rudolph (2008)**
- 10. 28 Tony Hunter (1981)

Receptions - Career (Tight End)

- 1. 128 Ken MacAfee (1974-77)
 - 2. 100 John Carlson (2004-07)
 - 3. 92 Anthony Fasano (2003-05)
 - 4. 70 Tony Hunter (1979-82)*
 - 5. **62 Kyle Rudolph (2008-)**
 - 62 Derek Brown (1988-91)
 - 62 Dean Maszta (1978-81)
 - 8. 55 Mark Bavaro (1981-84)
- *played TE only in 1981-82*

Receptions - Season (Running Back)

- 1. 56 Darius Walker (2006)
- 2. **50 Armando Allen (2008)**
- 3. 43 Darius Walker (2005)
- 4. 37 Bob Gladieux (1968)
- 5. 30 Autry Denson (1997)
- 6. 29 Joseph Heap (1952)
- 7. 28 Allen Pinkett (1983)
- 8. 25 Marc Edwards (1995)
- 25 Mark Green (1986)
- 10. **24 Armando Allen (2007)**

Receptions - Career (Running Back)

- 1. 109 Darius Walker (2004-06)
- 2. **87 Armando Allen (2007-)**
- 3. 73 Allen Pinkett (1982-85)
- 4. 72 Bob Gladieux (1966-68)
- 5. 71 Joseph Heap (1951-54)
- 6. 61 Mark Green (1985-88)
- 7. 53 Autry Denson (1995-98)
- 8. 52 Jim Morse (1954-56)
- 9. 46 Marc Edwards (1993-96)
- 10. 44 Nick Eddy (1964-66)

Receiving Yards - Game

- 1. 276 Jim Seymour, vs. Purdue (9.24.1966)
- 2. **244 Golden Tate, vs. Washington (10.3.2009)**
- 3. 217 Jack Snow, at Wisconsin (9.26.1964)
- 4. 208 Bobby Brown, at Pittsburgh (11.13.1999)
- 208 Jim Morse, at USC (11.26.1955)
- 6. 207 Maurice Stovall, vs. BYU (10.22.2005)
- 7. 192 Tom Gatewood, vs. Purdue (9.26.1970)
- 8. 191 Jeff Samardzija, at Stanford (11.26.2005)
- 9. **189 Michael Floyd, vs. Nevada (9.5.2009)**
- 10. 184 Tim Brown, vs. Navy (11.1.1986)

Receiving Yards - Season

- 1. 1249 Jeff Samardzija (2005)
- 2. 1149 Maurice Stovall (2005)
- 3. 1123 Tom Gatewood (1970)
- 4. 1114 Jack Snow (1964)
- 5. **1080 Golden Tate (2008)**
- 6. **1059 Golden Tate (2009)**
- 7. 1017 Jeff Samardzija (2006)
- 8. 910 Tim Brown (1986)
- 9. 907 Rhema McKnight (2006)
- 10. 881 Derrick Mayes (1995)

Updated Notre Dame Record Book

Receiving Yards - Career

- 2593 Jeff Samardzija (2003-06)
- 2512 Derrick Mayes (1992-95)
- 2493 Tim Brown (1984-87)
- 2283 Tom Gatewood (1969-71)
- 2277 Rhema McKnight (2002-06)
- 2270 Golden Tate (2007-)**
- 2195 Maurice Stovall (2002-05)
- 2113 Jim Seymour (1966-68)
- 1897 Tony Hunter (1979-82)
- 1759 Ken MacAfee (1974-77)

Receiving Yards - Season (Running Back)

- 442 Jim Morse (1956)
- 442 Bob Gladieux (1968)
- 424 Jim Morse (1955)
- 407 Joseph Heap (1952)
- 391 Darius Walker (2006)
- 369 Joseph Heap (1954)
- 361 Marc Edwards (1995)
- 355 Armando Allen (2008)**
- 352 Nick Eddy (1964)
- 351 Darius Walker (2005)

Yards per Reception - Game (min. 4 rec.)

- 47.3 Michael Floyd, vs. Nevada (9.5.2009)** 4 for 189
- 41.6 Jim Morse, at USC (11.26.1955) 5 for 208
- 31.8 Golden Tate, vs. Michigan (9.13.2008)** 4 for 127
- 30.3 John Carlson, at Michigan State (9.23.2006) 4 for 121
- 30.3 Rhema McKnight, at Boston College (10.25.2003) 4 for 121
- 29.5 Golden Tate, vs. Hawai'i (12.24.2008)** 6 for 177
- 29.5 Jeff Samardzija, vs. North Carolina (11.4.2006) 6 for 177
- 27.1 Golden Tate, vs. Washington (10.3.2009)** 9 for 244
- 26.3 Tim Brown, vs. Navy (11.1.1986) 7 for 184
- 26.2 Tony Hunter, vs. USC (10.20.1979) 5 for 131

Yards per Reception - Season (min. 20 rec.)

- 25.8 Matt Shelton (2004)
- 25.6 Tony Hunter (1979)
- 22.1 Jim Morse (1956)
- 21.8 Raghib Ismail (1990)
- 21.8 Kris Haines (1978)
- 21.7 Michael Floyd (2009)**

Yards per Reception - Career (min. 35 rec.)

- 22.0 Raghib Ismail (1988-90)
- 21.5 Kris Haines (1975-78)
- 21.2 Jim Morse (1954-56)
- 19.6 Joe Howard (1981-84)
- 19.4 Derrick Mayes (1992-95)

Receiving Yards per Game - Season

- 123.1 Jim Seymour (1966)
- 117.7 Golden Tate (2009)**
- 112.3 Tom Gatewood (1970)
- 104.1 Jeff Samardzija (2005)

Receiving Yards per Game - Career

- 81.3 Jim Seymour (1966-68)
- 81.2 Michael Floyd (2008-)**
- 76.1 Tom Gatewood (1969-71)

Games with 100 Yards - Season

- 8 Tom Gatewood (1970)
- 6 Golden Tate (2009)**
- 6 Maurice Stovall (2005)
- 5 Golden Tate (2008)**
- 5 Jeff Samardzija (2005)
- 4 Michael Floyd (2008)**
- 4 Jeff Samardzija (2006)
- 4 Tom Gatewood (1969)
- 3 Arnaz Battle (2002)
- 3 Derrick Mayes (1994)
- 3 Derrick Mayes (1995)
- 3 Rhema McKnight (2006)

Games with 100 Yards - Career

- 13 Tom Gatewood (1969-71)
- 12 Golden Tate (2007-)**
- 9 Derrick Mayes (1992-95)
- 9 Jeff Samardzija (2003-06)
- 7 Michael Floyd (2008-)**
- 7 Maurice Stovall (2002-05)
- 6 Jim Seymour (1966-68)
- 6 Tim Brown (1984-87)
- 5 Rhema McKnight (2002-06)
- 4 Jack Snow (1962-64)
- 4 Tony Smith (1989-91)
- 4 Malcolm Johnson (1995-98)

Touchdown Receptions - Game

- 4 Maurice Stovall, vs. BYU (10.22.2005)
- 3 Michael Floyd, vs. Nevada (9.5.2009)**
- 3 Golden Tate, vs. Hawai'i (12.24.2008)**
- Eddie Anderson, at Northwestern (11.20.1920)
- 3 Bill Barrett, vs. North Carolina (11.12.1949)
- 3 Jim Mutscheller, vs. Michigan State (10.28.1950)
- 3 Jim Kelly, vs. Pittsburgh (11.10.1962)
- 3 Jim Seymour, vs. Purdue (9.24.1966)
- 3 Tom Gatewood, vs. Purdue (9.26.1970)
- 3 Jeff Samardzija, vs. Michigan State (9.17.2005)
- 3 Maurice Stovall, vs. Navy (11.12.2005)

Touchdown Receptions - Season

- 15 Rhema McKnight (2006)
- 15 Jeff Samardzija (2005)
- 12 Jeff Samardzija (2006)
- 11 Derrick Mayes (1994)
- 11 Maurice Stovall (2005)
- 10 Golden Tate (2009)**
- 10 Golden Tate (2008)**
- 9 Jack Snow (1964)
- 8 Jim Seymour (1966)
- 8 Tom Gatewood (1969)

Touchdown Receptions - Career

- 27 Jeff Samardzija (2003-06)
- 22 Derrick Mayes (1992-95)
- 22 Rhema McKnight (2002-06)
- 21 Golden Tate (2007-)**
- 19 Tom Gatewood (1969-71)
- 18 Maurice Stovall (2002-05)
- 16 Jim Seymour (1966-68)
- 15 Ken MacAfee (1974-77)
- 13 Michael Floyd (2008-)**
- 12 Tim Brown (1984-87)
- 12 Bobby Brown (1996-99)

Touchdown Receptions - Season (RB)

- 5 Joseph Heap (1953)
- 4 Bob Scarpitto (1959)
- 4 Coley O'Brien (1968)
- 3 Jim Morse (1954)
- 3 Jim Morse (1955)
- 3 Ray Zellars (1993)
- 3 Marc Edwards (1995)
- 3 Tony Fisher (2000)
- 2 17 different players (Armando Allen, 2008)**

TOTAL OFFENSE

Total Plays - Season

- 549 Brady Quinn (2006)
- 520 Brady Quinn (2005)
- 494 Jimmy Clausen (2008)**
- 456 Jarious Jackson (1999)
- 407 Brady Quinn (2004)
- 391 Joe Theismann (1970)
- 380 Brady Quinn (2003)
- 353 Jimmy Clausen (2009)**
- 350 Carlyle Holiday (2002)
- 344 Ron Powlitt (1997)

Total Plays - Career

- 1856 Brady Quinn (2003-06)
- 1201 Ron Powlitt (1994-97)
- 1154 Jimmy Clausen (2007-)**
- 1027 Steve Beuerlein (1983-86)
- 951 Rick Mirer (1989-92)
- 892 Allen Pinkett (1982-85)
- 807 Joe Theismann (1968-70)
- 787 Jarious Jackson (1996-99)
- 774 Blair Kiel (1980-83)
- 760 Tom Clements (1972-74)

Yards - Game

- 512-71 Joe Theismann, vs. USC (11.28.1970)
- 479-67 Brady Quinn, vs. Michigan State (9.17.2005)
- 463-40 Brady Quinn, at Purdue (10.1.2005)
- 457-45 Brady Quinn, vs. BYU (10.22.2005)
- 453-44 Brady Quinn, at Stanford (11.26.2005)
- 447-56 Jimmy Clausen, vs. Navy (11.7.09)**
- 425-58 Brady Quinn, vs. Purdue (10.2.2004)
- 420-75 Terry Hanratty, vs. Purdue (9.30.1967)

Yards - Season

- 4009 Brady Quinn (2005)
- 3497 Brady Quinn (2006)
- 3217 Jarious Jackson (1999)
- 3099 Jimmy Clausen (2008)**
- 2813 Joe Theismann (1970)
- 2708 Jimmy Clausen (2009)**
- 2582 Brady Quinn (2004)
- 2423 Rick Mirer (1991)
- 2246 Steve Beuerlein (1986)
- 2114 Joe Montana (1978)

Yards - Career

- 11944 Brady Quinn (2003-06)
- 7479 Ron Powlitt (1994-97)
- 6874 Jimmy Clausen (2007-)**
- 6691 Rick Mirer (1989-92)
- 6459 Steve Beuerlein (1983-86)
- 5777 Jarious Jackson (1996-99)
- 5432 Joe Theismann (1968-70)
- 4882 Tony Rice (1986-89)
- 4738 Terry Hanratty (1966-68)
- 4664 Tom Clements (1972-74)

Yards per Attempt - Game

- 15.8 Jimmy Clausen, vs. Nevada (9.5.2009)** 20-316
- 14.1 Jimmy Clausen, vs. Hawai'i (12.24.2008)** 28-395
- 13.7 John Huarte, vs. Navy (10.31.1964) 20-273

Yards per Game - Season

- 334.1 Brady Quinn (2005)
- 300.9 Jimmy Clausen (2009)**
- 281.3 Joe Theismann (1970)
- 269.0 Brady Quinn (2006)
- 268.1 Jarious Jackson (1999)
- 249.3 Terry Hanratty (1968)
- 238.4 Jimmy Clausen (2008)**
- 215.3 Brady Quinn (2004)
- 204.2 Steve Beuerlein (1986)

Yards per Game - Career

- 243.8 Brady Quinn (2003-06)
- 214.8 Jimmy Clausen (2007-)**
- 187.3 Joe Theismann (1968-70)
- 182.2 Terry Hanratty (1966-68)
- 159.3 Rick Mirer (1989-92)
- 153.8 Steve Beuerlein (1983-86)

SCORING

Points Responsibility - Season

- 234 Brady Quinn (2006); 2 rush TDs, 37 pass TDs
- 198 Brady Quinn (2005); 1 rush TD, 32 pass TDs
- 162 Rick Mirer (1991); 9 rush TDs, 18 pass TDs

Updated Notre Dame Record Book

- 4. **150 Jimmy Clausen (2008); 25 pass TDs**
- 5. 146 Jarious Jackson (1999); 7 rush TDs, 17 pass TDs, 1 two-point
- 6. 130 Ron Powlus (1994); 2 rush TDs, 19 pass TDs, 2 two-point
- 7. **126 Jimmy Clausen (2009), 1 rush TD, 20 pass TDs**
- 126 Ron Mohardt (1921); 12 rush TDs, 9 pass TDs
- 9. 124 Joe Theismann (1970); 4 rush TDs, 16 pass TDs, 2 two-point
- 10. 120 Brady Quinn (2004); 3 rush TDs, 17 pass TDs

Points Responsibility - Career

- 1. 606 Brady Quinn (2003-06); 6 rush TDs, 95 pass TDs
- 2. 350 Rick Mirer (1989-92); 17 rush TDs, 41 pass TDs, 1 two-point
- 3. 338 Ron Powlus (1994-97); 3 rush TDs, 52 pass TDs, 3 two-point
- 4. **330 Jimmy Clausen (2007-); 3 rush TDs, 52 pass TDs**
- 5. 326 Allen Pinkett (1982-85); 53 rush TDs, 1 pass TD, 1 two-point
- 6. 290 Jarious Jackson (1996-99); 15 rush TDs, 34 pass TDs, 2 two-point, 1 KR TD

Points Responsibility per Game - Season

- 1. 18.0 Brady Quinn (2006) 234 in 13
- 2. 16.5 Brady Quinn (2005) 198 in 12
- 3. **14.0 Jimmy Clausen (2009) 126 in 9**
- 4. 13.5 Rick Mirer (1992) 162 in 12
- 5. 12.4 Joe Theismann (1970) 124 in 10
- 6. 12.1 Jarious Jackson (1999) 146 in 12
- 7. 11.82 Ron Powlus (1994) 130 in 11
- 8. 11.8 John Huarte (1964) 118 in 10

Points Responsibility per Game - Career

- 1. 12.4 Brady Quinn (2003-06) 606 in 49
- 2. **10.3 Jimmy Clausen (2007-) 330 in 32**
- 3. 10.2 Terry Hanratty (1966-68) 264 in 26

DEFENSIVE

Tackles - Season - Freshman

- 1. 82 Bob Golic (1975)
- 2. 68 Ross Browner (1973)
- 3. 62 Mike Kovaleski (1983)
- 4. 57 Randy Harrison (1974)
- 5. 47 Kory Minor (1995)
- 47 *Steve Niehaus (1972)
- 7. 45 Ian Williams (2007)
- 8. 43 Mark Zavagnin (1979)
- 43 Tim Marshall (1980)
- 10. **41 Manti Te'o (2009)**

* played just four games before injury ended season

Tackles - Season - Defensive Back

- 1. **110 Kyle McCarthy (2008)**
- 2. 98 Chinedum Ndukwe (2006)
- 3. 97 David Bruton (2008)
- 4. 92 Steve Lawrence (1985)
- 5. 91 A'Jani Sanders (1999)
- 6. 85 David Bruton (2007)
- 7. 81 Brian Magee (1994)
- 81 Glenn Earl (2002)
- 9. 80 Jim Browner (1976)
- 80 Tom Zbikowski (2007)

Tackles - Career - Defensive Back

- 1. 300 Tom Zbikowski (2004-07)
- 2. 228 Jim Browner (1976-78)
- 3. 225 A'Jani Sanders (1996-99)
- 4. 214 David Bruton (2005-08)
- 5. **211 Kyle McCarthy (2005-)**
- 6. 206 Brian Magee (1992-95)
- 7. 203 Deke Cooper (1997-99)
- 8. 189 Jeff Burris (1991-93)
- 9. 184 Stacey Toran (1980-83)
- 184 John Covington (1990-93)

Passes Broken Up - Season

- 1. 13 Clarence Ellis (1969)
- 2. 12 Dave Waymer (1978)
- 3. **11 Raeshon McNeil (2008)**
- 11 Tom Schoen (1967)

- 11 Luther Bradley (1973)
- 6. 10 Dennis Phillips (1963)
- 10 Tony Carey (1964)
- 10 Tom Longo (1964)
- 10 David Martin (1966)
- 10 Thomas O'Leary (1966)
- 10 Ralph Stepaniak (1969)

SPECIAL TEAMS

Field Goals - Game

- 1. **5 Nick Tausch, vs. Washington (10.3.2009)**
- 5 Nicholas Setta, vs. Washington St. (9.6.2003)
- 5 Nicholas Setta, vs. Maryland (Aug.31.2002)
- 5 Craig Hentrich, vs. Miami (10.20.1990)
- 5. **4 Brandon Walker, vs. Pittsburgh (11.1.2008)**
- 4 D.J. Fitzpatrick, vs. BYU (11.15.2003)
- 4 Reggie Ho, vs. Michigan (9.10.1988)
- 4 John Carney, vs. SMU (11.8.1986)
- 4 John Carney, at Michigan (9.14.1985)
- 4 Harry Oliver, vs. Miami (10.11.1980)
- 4 Harry Oliver, at Michigan State (10.4.1980)
- 4 Chuck Male, at Michigan (9.15.1979)

Field Goals - Season (min. 20 attempts)

- 1. 21-28 John Carney (1986)
- 2. 19-22 Mike Johnson (1982)
- 3. 18-23 Harry Oliver (1980)
- 18-22 John Carney (1985)
- 5. **14-17 Nick Tausch (2009)**
- 14-24 Brandon Walker (2008)**
- 14-25 Nicholas Setta (2002)
- 8. 12-21 Mike Johnson (1983)

Most Consecutive Field Goals - Season

- 1. **14 Nick Tausch (2009)**
- 2. 13 Mike Johnston (1982)

Most Consecutive Field Goals - Career

- 1. **14 Nick Tausch (Michigan 2009 - Wash. State 2009)**
- 2. 13 Mike Johnston (Michigan 1982 - Oregon 1982)
- 3. 10 John Carney (Navy 1984 - Michigan 1985)
- 4. 9 Nicholas Setta (USC 2000 - USC 2001)
- 9 Nicholas Setta (Washington St. 2003 - Purdue 2003)
- 9 D.J. Fitzpatrick (Navy 2003 - BYU 2004)
- 7. 8 Chuck Male (Miami 1978 - Georgia Tech 1978)
- 8 Chuck Male (Michigan 1979 - Michigan State 1979)
- 8 John Carney (Air Force 1986 - Penn State 1986)

Points by Kicking - Game (FGs, PATs)

- 1. **17 Nick Tausch, vs. Washington (10.3.2009) 5-2**
- 17 Nicholas Setta, vs. Washington St. (9.6.2003) 5-2
- 17 Craig Hentrich, vs. Miami (10.20.1990) 5-2
- 4. 16 Nicholas Setta, vs. Maryland (8.31.2002) 5-1
- 5. **15 Brandon Walker, vs. Pittsburgh (11.1.2008) 4-3**

Points by Kicking - Season

- 1. 89 Craig Hentrich (1990) 16fg, 41xp
- 2. 87 Kevin Pendergast (1993) 14fg, 45xp
- 87 John Carney (1986) 21fg, 24xp
- 4. 85 D.J. Fitzpatrick (2005) 11fg, 52xp
- 5. **81 Brandon Walker (2008) 14fg, 39xp**
- 6. 76 John Carney (1984) 17fg, 25xp
- 76 Mike Johnston (1982) 19fg, 19xp
- 8. 74 Nicholas Setta (2002) 14fg, 32xp
- 74 Craig Hentrich (1992) 10fg, 44xp

Kickoff Returns - Game

- 1. 8-157 George Gipp, vs. Army (10.30.1920)
- 2. 7-163 Julius Jones, vs. Pittsburgh (11.13.1999)
- 3. **6-129 Theo Riddick, vs. Washington (10.3.2009)**
- 6-117 Armando Allen, vs. Air Force (11.10.2007)**
- 6-95 Mark McLane, vs. USC (11.30.1974)
- 6-112 Lack Landry, vs. Michigan State (11.10.1951)

Kickoff Returns - Season

- 1. **33-704 Armando Allen (2007)**
- 2. **26-618 Theo Riddick (2009)**
- 26-603 Julius Jones (1999)
- 26-521 Golden Tate (2008)**
- 5. 25-698 Tim Brown (1986)
- 6. 23-512 Tony Driver (1998)
- 23-456 Tim Brown (1987)
- 8. **21-543 Armando Allen (2008)**
- 9. 20-570 Allen Rossum (1997)
- 20-502 Raghieb Ismail (1989)

Kickoff Returns - Career

- 1. 72-1678 Julius Jones (1999-2001, '03)
- 2. 69-1613 Tim Brown (1984-87)
- 3. **54-1247 Armando Allen (2007-)**
- 4. 49-1079 Jim Stone (1977-80)
- 5. 47-1230 Vontez Duff (2000-03)
- 47-1083 Tony Driver (1997-2000)
- 7. 46-1271 Raghieb Ismail (1988-90)
- 8. **44-909 Golden Tate (2007-)**
- 9. 32-739 Terry Eurick (1974-77)

Kickoff Return Yards - Season

- 1. **704-33 Armando Allen (2007)**
- 2. 698-25 Tim Brown (1986)
- 3. **618-26 Theo Riddick (2009)**
- 4. 603-26 Julius Jones (1999)
- 5. 570-20 Allen Rossum (1997)
- 6. **543-21 Armando Allen (2008)**
- 7. 526-19 Vontez Duff (2002)
- 8. **521-26 Golden Tate (2008)**
- 9. 512-23 Tony Driver (1998)
- 10. 502-20 Raghieb Ismail (1989)

Kickoff Return Yards - Career

- 1. 1678-72 Julius Jones (1999-2001, '03)
- 2. 1613-69 Tim Brown (1984-87)
- 3. 1271-46 Raghieb Ismail (1988-90)
- 4. **1247-54 Armando Allen (2007-)**
- 5. 1230-47 Vontez Duff (2000-03)
- 6. 1083-47 Tony Driver (1997-2000)
- 7. 1079-49 Jim Stone (1977-80)
- 8. **909-44 Golden Tate (2007-)**
- 9. 891-29 Allen Rossum (1994-97)
- 10. 778-30 Emmett Mosley (1993-96)
- 778-27 Clint Johnson (1990-93)

Total Kick/Punt Return Yards - Season

- 1. 911 Vontez Duff (2002) 526 KR, 385 PR
- 2. 857 Tim Brown (1987) 456 KR, 401 PR
- 3. 798 Julius Jones (1999) 603 KR, 195 PR
- 4. 773 Tim Brown (1986) 698 KR, 75 PR
- 5. **704 Armando Allen (2007) 704 KR, 0 PR**
- 6. 653 Allen Rossum (1997) 570 KR, 83 PR
- 7. **637 Golden Tate (2008) 521 KR, 116 PR**
- 8. **618 Theo Riddick (2009) 618 KR, 0 PR**
- 9. 615 Raghieb Ismail (1989) 502 KR, 113 PR
- 10. **609 Armando Allen (2008) 543 KR, 66 PR**

Total Kick/Punt Return Yards - Career

- 1. 2104 Julius Jones (1999-2003) 1678 KR, 426 PR
- 2. 2089 Tim Brown (1984-87) 1613 KR, 476 PR
- 3. 1955 Vontez Duff (2000-03) 1230 KR, 725 PR
- 4. 1607 Raghieb Ismail (1988-90) 1271 KR, 336 PR
- 5. 1318 Allen Rossum (1994-97) 891 KR, 427 PR
- 6. **1313 Armando Allen (2007-) 1247 KR, 66 PR**
- 7. 1083 Tony Driver (1997-00) 1083 KR, 0 PR
- 8. 1079 Jim Stone (1977-80) 1079 KR, 0 PR
- 9. **1072 Golden Tate (2007-) 909 KR, 163 PR**

2009 Notre Dame
Football Roster Information

ALPHABETICAL (CONT.)

No.	Name	Pos.	Ht.	Wt.	Cl.	Hometown/Previous School
42	Lezynski, Nick+	CB	5-8	157	Jr.	Newton, PA/Notre Dame High School
71	Mahoney, Dennis+	OL	6-6	290	So.	Baltimore, MD/Boys Latin High School
70	Martin, Zach	OT	6-5	285	Fr.	Indianapolis, IN/Bishop Chatard
43	Maust, Eric	P	6-2	190	Sr.	Atlanta, GA/Blessed Trinity
15	McCarthy, Dan	S	6-2	205	So.	Youngstown, OH/Cardinal Mooney
28	McCarthy, Kyle	S	6-0	210	Sr.	Youngstown, OH/Cardinal Mooney
54	McDonald, Anthony	LB	6-2	230	So.	Burbank, CA/Notre Dame
8	McNeil, Raeshon	CB	6-0	190	Sr.	Cooleemee, NC/Davie
17	Motta, Zeke	S	6-2	215	Fr.	Vero Beach, FL/Vero Beach
93	Mullen, Paddy	NT	6-3	295	Sr.	St. Louis, MO/De Smet Jesuit
17	Mulvey, Matthew+	QB	6-3	197	So.	Del Mar, CA/LaJolla
47	Narvaez, Mike+	FB	5-11	238	Sr.	Ridgewood, NJ/Ridgewood
56	Neal, Kerry	DE	6-2	250	Jr.	Bunn, NC/Bunn
99	Newman, Brandon	NT	6-1	295	So.	Louisville, KY/Pleasure Ridge Park
76	Nuss, Andrew	OG	6-5	300	Jr.	Ashburn, VA/Stone Bridge
91	Nwankwo, Emeka	DE	6-4	274	Jr.	N. Miami Beach, FL/Chaminade-Madonna Prep
55	Olsen, Eric	C	6-4	305	Sr.	Staten Island, NY/Poly Prep Ctry.
50	Oxley, Sean+	LB	6-2	220	So.	Avon Lake, OH/Avon Lake
82	Parris, Robby	WR	6-3	205	Sr.	Olmsted Falls, OH/Saint Ignatius
30	Paskorz, Steve	FB	6-2	245	Jr.	Allison Park, PA/Hampton
35	Plaska, Andrew+	CB	5-11	181	So.	Zeeland, MI/Zeeland West
36	Posluszny, David	LB	6-0	225	So.	Aliquippa, PA/Hopewell
61	Quintana, Martin+	DL	6-1	250	Sr.	Berwyn, IL/St. Joseph
83	Ragone, Mike	TE	6-5	251	Jr.	Cherry Hill, NJ/Camden Catholic
30	Redshaw, James+	CB	5-9	170	Jr.	North Huntingdon, PA/Norwin
53	Richardson, Morrice	DE	6-2	255	Sr.	College Park, GA/Westlake
32	Riddick, Theo	HB	5-10	195	Fr.	Manville, NJ/Immaculata
78	Robinson, Trevor	OG	6-5	305	So.	Elkhorn, NE/Elkhorn
77	Romine, Matt	OT	6-5	295	Jr.	Tulsa, OK/Union
9	Rudolph, Kyle	TE	6-6	260	So.	Cincinnati, OH/Elder
48	Ruffer, David+	K	6-1	180	Jr.	Oakton, VA/Gonzaga
90	Ryan, John	DE	6-5	255	Sr.	Westlake, OH/Saint Ignatius
13	Sharpley, Evan	QB	6-2	215	Sr.	Marshall, MI/Marshall
39	Sheehan, Ryan+	CB	5-10	169	Jr.	Purcellville, VA/Loudown Valley
62	Skubis, Christopher+	DE	6-2	223	Jr.	Clarence, NY/Clarence
26	Slaughter, Jamaris	CB	6-0	185	So.	Stone Mountain, GA/Tucker
58	Smith, Brian	LB	6-3	240	Jr.	Olathe, KS/Saint Thomas Aquinas
22	Smith, Harrison	S	6-2	207	Jr.	Knoxville, TN/Knoxville Catholic
41	Smith, Scott	LB	6-3	245	Sr.	Highland Park, IL/Highland Park
40	Smith, Thomas+	S	6-1	201	Jr.	Manchester, CT/East Catholic
49	Smith, Toryan	LB	6-1	244	Sr.	Rome, GA/Rome
59	Stewart, Chris	OG	6-5	330	Sr.	Spring, TX/Klein
92	Stockton, Tyler	NT	6-1	290	Fr.	Linwood, NJ/Hun School
43	Stull, Joshua+	CB	5-8	189	Sr.	Brownsburg, IN/Brownsburg
23	Tate, Golden	WR	5-11	195	Jr.	Hendersonville, TN/Pope John Paul II
40	Tausch, Nick	K	6-0	180	Fr.	Plano, TX/Jesuit
5	Te'o, Manti	LB	6-2	244	Fr.	Laie, HI/Punahou
84	Toma, Roby	WR	5-9	175	Fr.	Laie, HI/Punahou
35	Turk, Ben	P	5-11	193	Fr.	Davie, FL/St. Thomas Aquinas
85	Vos, Sam+	WR	5-10	199	Sr.	Burlington, WI/Catholic Central
97	Wade, Kallen	DE	6-5	245	Sr.	Cincinnati, OH/Withrow
14	Walker, Brandon	K	6-3	213	Jr.	Findlay, OH/Findlay
1	Walker, Deion	WR	6-2	193	So.	Christchurch, VA/Christchurch
2	Walls, Darrin	CB	6-0	190	Sr.	Pittsburgh, PA/Woodland Hills
66	Watt, Chris	OG	6-3	295	Fr.	Glen Ellyn, IL/Glenbard West
51	Wenger, Dan	C	6-4	302	Sr.	Coral Springs, FL/Saint Thomas Aquinas
19	West Jr., George	WR	5-8	196	Sr.	Spencer, OK/Northeast
79	Williams, Hafis	DT	6-2	295	So.	Elizabeth, NJ/Elizabeth
95	Williams, Ian	NT	6-2	295	Jr.	Altamonte Springs, FL/Lyman
20	Wood, Cierre	HB	6-0	218	Fr.	Oxnard, CA/Santa Clara
74	Young, Sam	OT	6-8	320	Sr.	Coral Springs, FL/Saint Thomas Aquinas

+ Walk-on Player

NUMERICAL (CONT.)

No.	Name	Pos
47	Narvaez, Mike	FB
48	Fox, Dan	LB
48	Ruffer, David	K
49	Smith, Toryan	LB
50	Kavanagh, Ryan	LS
50	Oxley, Sean	LB
51	Wenger, Dan	C
52	Cave, Braxton	OG
53	Richardson, Morrice	DE
54	McDonald, Anthony	LB
55	Olsen, Eric	C
56	Neal, Kerry	DE
57	Golic Jr., Mike	C
58	Smith, Brian	LB
59	Stewart, Chris	OG
60	Cowart, Jordan	LS
61	Quintana, Martin	DL
62	Flavin, Bill	OC/LS
62	Skubis, Christopher	DE
63	Botsford, Steve	LB
64	Burke, Tom	LB
65	Hernandez, Mike	OG
66	Watt, Chris	OG
68	Bullard, Alex	OG
70	Martin, Zach	OT
71	Mahoney, Dennis	OL
72	Duncan, Paul	OT
73	Clelland, Lane	OT
74	Young, Sam	OT
75	Dever, Taylor	OT
76	Nuss, Andrew	OG
77	Romine, Matt	OT
78	Robinson, Trevor	OG
79	Williams, Hafis	DT
80	Eifert, Tyler	TE
81	Goodman, John	WR
82	Parris, Robby	WR
83	Ragone, Mike	TE
84	Toma, Roby	WR
85	Vos, Sam	WR
86	Burger, Bobby	FB/TE
88	Golic, Jake	TE
89	Lewis-Moore, Kapron	DE
90	Ryan, John	DE
91	Nwankwo, Emeka	DE
92	Stockton, Tyler	NT
93	Mullen, Paddy	NT
95	Williams, Ian	NT
97	Wade, Kallen	DE
98	Cwynar, Sean	DT
99	Newman, Brandon	NT

**2009 Notre Dame
Two-Deep Depth Chart**

Notre Dame Offense

X	23	GOLDEN TATE	5-11	195	Jr.
	18	DUVAL KAMARA	6-5	219	Jr.
LT	72	Paul Duncan@	6-7	315	Sr.
	77	Matt Romine	6-5	295	Jr.
LG	59	CHRIS STEWART!	6-5	330	Sr.
	51	DAN WENGER*	6-4	302	Sr.
C	55	ERIC OLSEN^	6-4	305	Sr.
	51	DAN WENGER	6-4	302	Sr.
RG	78	Trevor Robinson	6-5	305	So.
	51	DAN WENGER	6-4	302	Sr.
RT	74	SAM YOUNG	6-8	320	Sr.
	75	Taylor Dever	6-5	301	Jr.
TE	83	Mike Ragone	6-5	251	Jr.
	86	Bobb Burger	6-3	248	Sr.
Z	3	MICHAEL FLOYD	6-3	220	So.
	82	Robby Parris	6-3	205	Sr.
QB	7	JIMMY CLAUSEN	6-3	223	Jr.
	13	Evan Sharpley	6-2	215	Sr.
FB	34	James Aldridge	6-0	225	Sr.
	86	Bobby Burger	6-3	248	Sr.
HB	5	ARMANDO ALLEN	5-10	200	Jr.
	33	Robert Hughes	5-11	234	Jr.
	32	or Theo Riddick	5-10	195	Fr.

Notre Dame Special Teams

PK	40	Nick Tausch	6-0	190	Fr.
	48	David Ruffer	6-1	180	Jr.
P	43	ERIC MAUST	6-2	190	Sr.
	35	Ben Turk	5-11	193	Fr.
LS	60	Jordan Cowart	6-2	215	Fr.
	50	Ryan Kavanagh	6-3	190	So.
SS	52	Braxton Cave	6-3	310	So.
	60	Jordan Cowart	6-2	215	Fr.
HLD	43	ERIC MAUST	6-2	190	Sr.
	13	Evan Sharpley	6-2	215	Sr.

Notre Dame Defense

LDE	89	Kapron Lewis-Moore	6-4	270	So.
	53	Morrice Richardson	6-2	255	Sr.
DT	9	Ethan Johnson	6-4	280	So.
	79	Hafis Williams	6-2	295	So.
NT	95	IAN WILLIAMS	6-2	295	Jr.
	98	Sean Cwynar	6-4	283	So.
RDE	56	KERRY NEAL	6-2	250	Jr.
	46	Steve Filer	6-3	236	So.
	or 90	John Ryan	6-5	255	Sr.
SAM	45	Darius Fleming	6-1	240	So.
	or 22	HARRISON SMITH%	6-2	207	Jr.
MIKE	58	BRIAN SMITH	6-3	240	Jr.
	49	Toryan Smith	6-1	244	Sr.
	54	Anthony McDonald	6-2	230	So.
WILL	5	Manti Te'o	6-2	244	Fr.
	58	BRIAN SMITH	6-3	240	Jr.
	36	David Posluszny	6-0	225	So.
LCB	4	Gary Gray	5-11	190	Jr.
	8	RAESHON McNEIL	6-0	190	Sr.
FS	28	KYLE MCCARTHY	6-1	210	Sr.
	15	Dan McCarthy	6-2	205	So.
SS	31	Sergio Brown	6-2	205	Sr.
	26	Jamoris Slaughter	6-0	185	So.
RCB	12	Robert Blanton	6-1	185	So.
	2	Darrin Walls#	6-0	190	Sr.

Notre Dame Special Teams

PR	23	GOLDEN TATE	5-11	195	Jr.
	5	Armando Allen	5-10	200	Jr.
KR	32	Theo Riddick	5-10	195	Fr.
	21	Barry Gallup, Jr.	5-11	190	Sr.
	5	Armando Allen	5-10	200	Jr.
	23	GOLDEN TATE	5-11	195	Jr.
KO	48	David Ruffer	6-1	180	Jr.
	40	Nick Tausch	6-0	190	Fr.

ALL CAPS - returning starter from 2008

@ - indicates player started 12 games in 2007

- indicates player started 11 games in 2007

% - indicates player started at linebacker in 2008

^ - indicates player started at left guard in 2008

* - indicates player started at center in 2008

! - indicates player started at right guard in 2008

Notre Dame vs. Pittsburgh Series History

Notre Dame leads 44-19-1

In Notre Dame: Notre Dame leads 19-10

Neutral: Notre Dame leads 25-9-1

Longest ND Win Streak: 9, (1966-74)

Longest Pitt Win Streak: 3, three times

Largest Victory: 58, (58-0), 1944 in Pittsburgh

Largest Defeat: 26, (0-26), 1936 in Pittsburgh

Site	Year	Rank	W/L/T	ND	PITT
	1909		W	6	0
	1911		T	0	0
	1912		W	3	0
	1930		W	35	19
*	1931		W	25	12
	1932		L	0	12
*	1933		L	0	14
	1934		L	0	19
*	1935		W	9	6
	1936	7-9	L	0	26
*	1937	12-3	L	6	21
	1943		W	41	0
	1944		W	58	0
	1945	3-	W	39	9
*	1946		W	33	0
	1947		W	40	6
	1948		W	40	0
*	1950		W	18	7
	1951		W	33	0
*	1952	8-	L	19	22
*	1953	1-15	W	23	14
	1954	8-	W	33	0
	1956	-20	L	13	26
*	1957	7-	W	13	7
	1958	14-	L	26	29
	1959		L	13	28
*	1960	-14	L	13	20
	1961		W	26	20
*	1962		W	43	22
*	1963	-8	L	7	27
	1964	1-	W	17	15
	1965	4-	W	69	13
*	1966	1-	W	40	0
	1967	9-	W	38	0
*	1968	12-	W	56	7
	1969	8-	W	49	7
*	1970	2-	W	46	14
	1971	8-	W	56	7
*	1972	7-	W	42	16
	1973	5-20	W	31	10
*	1974	5-17	W	14	10
	1975	9-	L	20	34
*	1976	11-9	L	10	31
	1977	3-7	W	19	9
*	1978	-9	W	26	17
	1982	-1	W	31	16
*	1983	18-	L	16	21
*	1986		L	9	10
	1987	4-	L	22	30
	1988	5-	W	30	20
*	1989	1-7	W	45	7
	1990	3-	W	31	22
*	1991	7-12	W	42	7
	1992	14-	W	52	21
*	1993	4-	W	44	0
*	1996	14-	W	60	6
	1997		W	45	21
	1999		L	27	37
*	2001		W	24	7
*	2002	8-	W	14	6
	2003	-15	W	20	14

Notre Dame vs. Pittsburgh Series History

*	2004	24-	L	38	41
	2005	-23	W	42	21
*	2008		L (4ot)	33	36

Notre Dame vs. Pittsburgh (2009 Statistics)

ND	Category	PITT
30.1	Points Per Game	34.6
231	First Downs	177
1243	Rushing Yards	1683
3.9	Average Per Rush	5.1
138.1	Average Per Game	187.0
11	TDs Rushing	18
2930	Passing Yards	1993
221-330-4	Comp-Att-Int	158-236-4
8.9	Average Per Pass	8.4
13.3	Average Per Catch	12.6
325.6	Average Per Game	221.4
22	TDs Passing	19
4173	Total Offense	3676
463.7	Average Per Game	408.4
22.9	Kick Return Average	22.1
9.0	Punt Return Average	5.3
13-5	Fumbles-Lost	9-5
61-540	Penalties-Yards	52-540
32:41	Time of Possession/Game	30:32
46/114	3rd-Down Conversions	55/115
6/13	4th-Down Conversions	4/9
18-131	Sacks By-Yards	38-260
14-17	Field Goals-Attempts	13-17
31-39	Red-Zone Scores	37-41
20-39	Red-Zone Touchdowns	27-41

Individual Series Highs

Rushing Yards
Julius Jones 24-262, 2 TDs; 10.11.2003
Passing Yards
George Izo 18-26-1-322, 2 TDs; 11.8.1958
Receptions
Bobby Brown 12-208, 1 TD; 11.13.1999
Receiving Yards
Bobby Brown 12-208, 1 TD; 11.13.1999
Points Kicking
Brandon Walker 15 (3 PAT, 4 FG); 11.1.2008
Kickoff Return Yards
Julius Jones 7-163; 11.13.1999
Punt Return Yards
Tom Schoen 9-167; 11.11.1967
Touchdowns
Bill Wolski 5 (5 rushing); 11.6.1965
Tackles
Bob Golic 22; 10.14.1978
Interceptions
Angelo Dabiero 2; 11.11.1961
Raeson McNeil 2; 11.1.2008
Points Scored
69 (W, 69-13); 1965 in Pittsburgh
Points Scored (quarter)
40 (W, 60-6); 2nd Quarter; 1996 in Notre Dame
Points Scored (half)
49 (W, 56-7); 1st Half; 1968 in Notre Dame
Points Allowed
41 (L, 41-38); 2004 in Notre Dame
Points Allowed (quarter)
21 (L, 41-38); 2nd Quarter; 2004 in Notre Dame
Points Allowed (half)
28 (L, 41-38); 1st Half; 2004 in Notre Dame

PITTSBURGH HEAD COACH DAVE WANNSTEDT

The 2008 season served notice that Dave Wannstedt's Pitt football program is on the rise.

Using a blueprint Wannstedt began cultivating four years ago upon taking over as head coach of his alma mater, the Panthers ascended to a 9-3 regular-season mark and a second-place finish in the Big East Conference. The reward was a trip back to the postseason as Pitt received an invite to El Paso for the 2008 Sun Bowl.

All indications are that last season's success is just the beginning. With Wannstedt's recent string of strong recruiting classes and the infusion of a winning culture at Pitt, the Panthers will look to take another significant step this year.

A winning brand of football and postseason berths are nothing new to Wannstedt. The 34-year coaching veteran has been part of 11 bowl teams as a collegiate coach, including two undefeated national champions -- the 1976 Pitt Panthers and 1987 Miami Hurricanes. In total his 18 years of collegiate coaching experience include 12 winning campaigns and a 137-71-4 record.

On the professional level, Wannstedt was part of six NFL playoff teams and a Super Bowl champion (the 1992 Dallas Cowboys).

Although his professional travels have taken him all over the country, Wannstedt has always considered Pittsburgh his home.

A rugged offensive tackle for the Panthers from 1970-73, Wannstedt returned to his alma mater with three decades of highly accomplished coaching experience on the collegiate level and in the National Football League. His career has produced three championship rings, including a Super Bowl title and two national collegiate championships.

Wannstedt rejoined the college ranks after spending the prior 16 years in the NFL. Eleven of those years were as a head coach, including six with the Chicago Bears (1993-98) and five with the Miami Dolphins (2000-04).

During Wannstedt's head coaching tenure with the Dolphins, Miami was one of just three NFL teams from 2000-03 to record nine or more victories each year.

The Dolphins' 41-23 mark during that span tied for the club's best four-year record in nearly 20 seasons. Miami captured the AFC East Division championship in 2000 with an 11-5 record.

Wannstedt concluded his Chicago Bears tenure as the third-winningest coach in the franchise's history with 41 victories. In 1994, he was named the NFC Coach of the Year by UPI and Football News after directing Chicago back to the playoffs following a three-year hiatus. Wannstedt additionally was among the top three finishers for NFL Coach of the Year honors that season by The Associated Press, Pro Football Writers, The Sporting News, Pro Football Weekly and Football Digest. The Bears were the NFL's least-penalized team for two consecutive seasons (1994-95) under his watch.

A QUICK LOOK AT THE PANTHERS LAST WEEK

PITTSBURGH (AP) -- Dion Lewis rushed for 110 yards, Dorin Dickerson added 118 yards receiving and No. 14 Pitt defeated Syracuse, 37-10, at Heinz Field.

The Panthers (8-1, 5-0 Big East) had standout performances offensively from Dickerson, Lewis and quarterback Bill Stull, who was 16-of-23 passing for 225 yards and a touchdown.

Syracuse (3-6, 0-4) started the scoring with a field goal, but Pitt's defense clamped down on there and didn't allow another score until 1:03 remained in the fourth quarter. The Panthers scored 37 points during that span.

After falling behind 3-0, the Panthers quickly tied the score during their first possession as junior Dan Hutchins knocked through a 19-yard field goal. Hutchins added a 45-yarder in the second quarter to put Pitt ahead, 6-3. Pitt didn't look back after that. Williams, who joined Pitt as a running back prospect, intercepted a tipped pass later in the quarter at the 49-yard line and took it 51 yards for the score. It was the second defensive touchdown of the season for Williams, who also scored on a 50-yard fumble recovery in a win against Buffalo. The defense held from there, and Pitt led at the half, 13-3.

The Panthers picked up their offense as the second half began. Stull connected with Dickerson on the first play of the drive for a first down before Lewis caught a screen pass and darted down the left sideline for a 31-yard gain. The nation's fourth-leading rusher entering the contest, Lewis then scored to give Pitt a 20-7 lead.

Midway through the third quarter, sophomore receiver Jonathan Baldwin took a reverse 61 yards to the Syracuse 14. Stull hit Dickerson one play later in the back-right corner of the end zone, and Hutchins' extra point gave Pitt a 27-3 lead.

After a 33-yard field goal from Hutchins, receiver Cedric McGee scored on a 29-yard reverse to finish the scoring for Pitt. It was the first touchdown of his career.

The Panthers, who scored on all four of their red zone attempts, outrushed the Orange by 133 yards and outgained them by 196. Defensively, Pitt had six sacks on the day.

Dickerson's touchdown catch in the third quarter gave him 10 for the year, a Pitt tight end record previously held by Kris Wilson, who had nine touchdowns in 2003. Dickerson's 118 yards marked a career high for the senior. Lewis' third-quarter score gave him 12 rushing touchdowns on the season and 13 total TDs. Lewis' 78 total points on the season ties him for second in Pitt freshman history with the legendary Tony Dorsett. He trails only LeSean McCoy, who had 90 in 2007.

**2009 PITTSBURGH RESULTS
(8-1 OVERALL, 5-0 BIG EAST)**

Sept. 5	vs. Youngstown State	W, 38-3
Sept. 12	at Buffalo	W, 54-27
Sept. 19	vs. Navy	W, 27-14
Sept. 26	at North Carolina State	L, 38-31
Oct. 2	at Louisville	W, 35-10
Oct. 10	vs. Connecticut	W, 24-21
Oct. 16	at Rutgers	W, 24-17
Oct. 24	vs. USF	W, 41-14
Nov. 7	vs. Syracuse	W, 37-10
Nov. 14	vs. Notre Dame	8:00 p.m.
Nov. 27	at West Virginia	TBA
Dec. 5	vs. Cincinnati	TBA

NOTRE DAME - PITTSBURGH SERIES NOTES

- ▶ Notre Dame has won 12 of the last 15 meetings with the Panthers, including each of the last two games in Heinz Field (20-14 on Oct. 11, 2003 and 42-21 on Sept. 3, 2005), but Pittsburgh upended the Irish, 41-38, and, 36-33 (4ot), in the last two meetings in Notre Dame Stadium.
- ▶ The Irish own a 25-9-1 record against the Panthers away from Notre Dame Stadium.
- ▶ Notre Dame has won 26 of their last 34 contests against the Panthers, dating back to 1964 (Ara Parseghian's first as Notre Dame's head coach).
- ▶ Pittsburgh has been ranked higher than Notre Dame entering a matchup in the series 10 times (including this season), winning the first five games (1937, '56, '60, '63 and '76), but losing the last four (1978, '82, '03 and '05). Interestingly, the Irish were unranked in all four of those upset victories.
- ▶ In the most recent meeting at Heinz Field in 2005, Notre Dame posted touchdown drives on five of its first six possessions in a 42-21 rout of No. 23 Pittsburgh. The game was head coach Charlie Weis' first at Notre Dame.
- ▶ In the last two meetings at Notre Dame Stadium in 2004 and 2008, Notre Dame dropped 41-38 and 36-33 decisions to Pittsburgh on last-second field goals. In '04, Josh Cummings kicked a 32-yard field goal with one second left in regulation to secure the victory. In '08, Conor Lee kicked his school-record fifth field goal in the fourth overtime to secure the Panthers' victory.
- ▶ Over the last 15 games in the series, Notre Dame has outscored the Panthers 547-266, topping the 30-point mark 11 times in that span and producing an average score of 36.5-17.7.
- ▶ Notre Dame is 73-32-3 (.690) all-time against schools from the state of Pennsylvania, with the Pittsburgh series accounting for more than half of the games played (64) and the Irish victories (44).
- ▶ Dating back to 1990, the Irish are 6-1 against Pittsburgh when the Panthers finish the game with more passing yards than Notre Dame.
- ▶ Since 1990, the Irish have scored 40 or more points a total of 50 times and six have come against Pittsburgh. That number is the second most against any opponent during that time frame, as Notre Dame has accomplished the feat seven times against Navy.
- ▶ Since 1990, Notre Dame has committed fewer turnovers than Pittsburgh in a head-to-head matchup seven times and the Irish are 6-1 in those games (the only defeat came last season when Notre Dame forced three turnovers and did not commit one).
- ▶ Since 1990, Notre Dame is 9-0 against Pittsburgh when an Irish runner scores multiple rushing touchdowns and just 1-2 when no one scores more than one.
- ▶ Since 1990, the Irish and Panthers have faced off in years ending with an odd number seven times, and Notre Dame is 6-1 in those contests.
- ▶ Since 1990, Notre Dame is 9-0 against Pittsburgh when at least

one Irish runner reaches the century mark in terms of rushing yards and just 1-2 when none do.

▶ Only four teams have beaten the Irish more times than Pittsburgh's 19 – USC with 34, Purdue with 26, Michigan State with 26 and Michigan with 21.

NOTRE DAME - PITTSBURGH SERIES HISTORY

- ▶ This year's matchup will mark the 65th meeting between Notre Dame and Pittsburgh, with the Irish holding a 44-19-1 series lead.
 - ▶ The teams first played in 1909, '11 and '12 (all at Pittsburgh's legendary Forbes Field), with Notre Dame picking up two wins and a tie and shutting out Pittsburgh in all three contests. The series resumed from 1930-37 before taking a five-year break. It picked up again from 1943-54, took 1955 off, and then played every year in a 23-season stretch (1956-78) before taking a four-year hiatus in the series. The Irish and Panthers met in 1982 and '83, every season from 1986-92, and then 1996, '97, '99, 2001-05 and '08.
 - ▶ Notre Dame was the opponent in Pittsburgh's final game at Pitt Stadium -- the Panthers won, 37-27. Pittsburgh now plays its home games at Heinz Field, also home of the NFL's Pittsburgh Steelers.
 - ▶ Notre Dame and Pittsburgh have met in 55 of the last 67 seasons (including 2009), with no gaps in the series of more than three years during that 67-year period.
 - ▶ Pittsburgh notched its highest point total ever in the series (41) in its 2004 meeting with Notre Dame; conversely, the Irish have topped the 40-point level 19 times against the Panthers, including an eight-game stretch from 1965-72.
 - ▶ Four of the 10 biggest victory margins in Notre Dame history have come against Pittsburgh: by 58 in 1944 (58-0), by 56 in both 1945 (56-0) and 1965 (69-13), and by 54 in 1996 (60-6).
- NOTRE DAME VS. BIG EAST**
- ▶ Notre Dame has won almost 72 percent of its games (56-22-1) vs. teams that currently make up the BIG EAST Conference, with 64 of those 78 games coming versus former independent Pittsburgh.
 - ▶ This is Notre Dame's first meeting with a BIG EAST foe this season. The Irish host UConn on Nov. 21.
 - ▶ Notre Dame played three BIG EAST schools during each of the 2001, '02, '03 and '04 seasons. The Irish will once again face three BIG EAST opponents in 2011 (USF, Pitt and UConn).
 - ▶ The Irish own a winning series record against four of the five BIG EAST teams they have faced.
 - ▶ The Irish are 30-11-1 (.726) all-time on the road against BIG EAST teams.

- ▶ Notre Dame is 24-12 (.667) against BIG EAST teams since 1990, including a run of eight consecutive victories from 1995-98.
- ▶ The Irish have dropped six of their last eight games against BIG EAST schools, but have split their last four meetings.
- ▶ Notre Dame capped its 1988 national championship season with a 34-21 win in the Fiesta Bowl over No. 3 West Virginia.
- ▶ The Irish have never faced UConn, Louisville or USF on the gridiron.
- ▶ Notre Dame has played Cincinnati just once, upending the Bearcats 58-0 in 1900.
- ▶ The Irish are a perfect 4-0 against Rutgers, including a trio of shutouts (1921, 48-0; 1996, 62-0; 2002, 42-0).

Notre Dame vs. BIG EAST

School	Won	Lost	Tied	Pct.
Cincinnati	1	0	0	1.000
Louisville	0	0	0	.000
Pittsburgh	44	19	1	.695
Rutgers	4	0	0	1.000
South Florida	0	0	0	.000
Syracuse	3	3	0	.500
UConn	0	0	0	.000
West Virginia	4	0	0	1.000
TOTALS	56	22	1	.715

NOTRE DAME'S PENNSYLVANIA QB PIPELINE

- ▶ Notre Dame's all-time football roster includes 18 quarterbacks from the state of Pennsylvania, highlighted by some of the most noteworthy QBs in program history: John Lujack (Connelville/Connelville HS, 1943, '46-'47), Bob Williams (Wilkes-Barre/G.A.R., 1956-58), Terry Hanratty (Butler/Butler HS, 1966-68), Tom Clements (McKees Rocks/Cenevin HS, 1972-74), Joe Montana (Monongahela/Ringgold HS, 1975, '77-'78) and Ron Powlus (Berwick/Berwick HS, 1994-97).
- ▶ Lujack played on three national title teams and won the '47 Heisman Trophy while Williams backed up Heisman Trophy winner Paul Hornung in '56 before starting in '57 and '58. Williams made some key plays on both sides of the ball in the 7-0 win at Oklahoma in '57, halting the Sooners' NCAA-record 47-game winning streak. Hanratty was a three-year starter and helped the Irish win the '66 national championship. Clements also was a three-year starter and led the Irish to a national title in his junior season ('73). Montana backed up Rick Slager in '75 and was injured in '76 before guiding the Irish to the '77 national title (he also started in '78 and led Notre

Head-to-Head Statistical Comparison						
NOTRE DAME				PITT		
#	NCAA	Category		Category	NCAA	#
30.11	36th	Scoring Offense	vs.	Scoring Defense	19th	17.11
463.67	6th	Total Offense	vs.	Total Defense	21st	310.89
138.11	71st	Rushing Offense	vs.	Rushing Defense	26th	106.78
325.56	5th	Passing Offense	vs.	Passing Defense	38th	204.11
161.16	5th	Passing Efficiency Off.	vs.	Passing Efficiency Def.	49th	122.12
22.89	49th	Scoring Defense	vs.	Scoring Offense	16th	34.56
386.22	79th	Total Defense	vs.	Total Offense	37th	408.44
148.78	67th	Rushing Defense	vs.	Rushing Offense	26th	187.00
237.44	88th	Passing Defense	vs.	Passing Offense	61st	221.44
134.21	85th	Passing Efficiency Def.	vs.	Passing Efficiency Off.	6th	161.02
33.56	92nd	Net Punting	vs.	Net Punting	48th	36.41
9.00	61st	Punt Returns	vs.	Punt Returns	105th	5.27
22.89	45th	Kickoff Returns	vs.	Kickoff Returns	59th	22.10
0.89	14th	Turnover Margin	vs.	Turnover Margin	14th	0.89
2.00	55th	Sacks	vs.	Sacks Allowed	t-12th	1.00
2.11	69th	Sacks Allowed	vs.	Sacks	1st	4.33

Dame to a legendary 35-34 comeback victory over Houston in the Cotton Bowl).

► Hanratty completed 58.9 percent of his passes in '68 (ninth in Irish history) while his 366 passing yards vs. Purdue in '67 remain 11th all-time at Notre Dame. He also ranks eighth at Notre Dame for career passing yards (4,152) and TDs (tied, 27) and seventh with 304 completions.

► Clements ranks 11th in Irish history with 265 completions (in three seasons).

► Montana ranks 10th at Notre Dame with 268 career completions (in three years) while his 141 completions in 1978 rank 11th all-time.

► Powlus stands third in Irish career history for completions (558), fifth in season completion percentage (.611, 1997), fourth in career completion percentage (.575) and owns the third-lowest career interception ratio (.0278, 27 of 969). He also ranks second in career passing yards (7,602), fourth in TD passes in a season (19 in 1994) and tied for second in career TD passes (52) while sitting fourth for TD passes in a game (four, three times). Powlus pretty much owned every school record before Brady Quinn and Jimmy Clausen arrived on the Notre Dame campus.

► Pittsburgh and the surrounding western Pennsylvania area have produced a number of Irish QBs including Lujack, Williams, Hanratty, Montana, Clarence Diebold (Pittsburgh, starter in 1900), Joe Gasperella (Pittsburgh/Vandergrift HS, '44-'45), Jim Bigelow (Glenshaw/Shaler HS, '52-'54 reserve), Pat Steenberge (Erie/Cathedral Prep, '70-'71), Jim Bulger (Pittsburgh/Central Catholic HS, '70-'71 reserve), Ken Karcher (Glenshaw/Shaler HS, '81-'82), and Paul Failla (Sewickley/North Allegheny HS, '91-'93).

► Other Notre Dame QBs from Pennsylvania have included Philadelphia natives Vince McNally (Roman Catholic HS, '25-'26), Charles McKinney ('26-'27 reserve) and Bill Whiteside (LaSalle HS, '49-'50), plus John Mazur (Plymouth/Plymouth HS, backup in '49-'50, starter in '51) and Cliff Brown (Middletown/Middletown Area HS, '71-'73).

COMMON PLACE

► Pittsburgh (65th meeting in '09) is the fifth-most common opponent in Irish football history, trailing four other '09 foes: Navy (83), Purdue (81), USC (81) and Michigan State (73).

► The Irish have played 136 different teams in their 121 seasons of varsity football.

BIG PLAYS HIGHLIGHT THE PITTSBURGH SERIES

► Some of the biggest-gaining plays in Notre Dame football history have come in games against Pittsburgh, including the longest punt, longest field goal, second-longest pass play, fourth-longest run from scrimmage and fifth-longest punt return.

► The longest game also came in the series with the Panthers. Pittsburgh outlasted the Irish, 36-33, in four overtimes in 2008.

► The longest punt and field goal in Notre Dame history both have come in games against Pittsburgh (42 seasons apart). Bill Shakespeare booted an 86-yard punt versus the Panthers in 1935, while Dave Reeve connected on a 53-yard field goal in the 1976 season-opening loss to Pittsburgh (31-10). Shakespeare also had a 72-yard punt against the Panthers in 1934 (still seventh in Irish history).

► Bob Kelly ripped off an 85-yard run versus Pittsburgh in 1944 (tied for fourth in the Irish record book), while John Huarte's 91-yard pass play to Nick Eddy remains the second-longest in school history. Other long Irish pass plays versus the Panthers have included: Joe Theismann to Mike Creaney (11th in ND record book, 78 yards, 1970), George Izo to Aubrey Lewis (17th, 74, 1957) and Izo to Red Mack (20th, 72, 1958).

► Five of the longest punt returns in Notre Dame history have also come against Pittsburgh: Joe Heap (fifth-longest, 92 yards, 1952), Lancaster Smith (seventh, 85, 1948), Allen Rossum (eighth, 83, 1996), Tom Schoen (12th, 78, 1967) and Autry Denson (14th, 74, 1996).

NOTRE DAME AND PITTSBURGH IN THE RECORD BOOK

► The following Notre Dame records were set in games against Pittsburgh: Julius Jones' 262 rushing yards (24 for 262, 2003), Tom Schoen's nine punt returns (1967), 231 team punt-return yards and 38.5 yards per punt return (1996), low ND first downs (3, modern record, 1937), 31 rushing first downs (1993), 40 points in the second quarter (1996) and 49 points in the first half (modern record, 1968).

► The following are tied for first in the Notre Dame record book and were set in games versus Pittsburgh: Ken Ivan's nine PATs (1965), Allen Rossum's two punt returns for TDs (1996), low total offense attempts (31 in 1937), modern records of 69 points, 10 TDs and nine PATs (1965), low ND rushing first downs (1 in 1937), low ND passing first downs (0 in 1989) and no ND punts (last done in 1993).

► The first of Lee Becton's six consecutive 100-yard rushing games (a Notre Dame record) came against Pittsburgh in 1993.

► Bill Wolski's 30 points (five TDs) versus Pittsburgh in 1965 rank second in the Irish record book, as do Ivan's 10 PAT attempts in 1965.

► Angelo Dabiero's 22.6 yards per kick return average (6 for 136) against Pittsburgh in 1960 ranks sixth in Irish history, while Tim Brown's 26.0 yards per catch ratio (6 for 156) in 1987 ranks 11th.

► Former Pittsburgh players and teams hold the following Notre Dame opponent records: 303 rushing yards by Tony Dorsett (23 carries in 1975), 754 career rushing yards by Dorsett (96 carries from 1973-76), six career TD passes by Alex Van Pelt (1989-92), 10 career PATs and five career field goals by Carson Long (tied for first, 1973-76), and 411 team rushing yards (50 carries in 1975, tied for first).

NOTRE DAME - PITTSBURGH CONNECTIONS

► The 2009 Notre Dame roster includes eight Pennsylvania natives: freshman DB E.J. Banks (Pittsburgh/Montour H.S.), junior QB Brian Castello (Pittsburgh/Chartiers Valley H.S.), sophomore LS Ryan Kavanagh (West Chester/Salesianum H.S.), junior DB Nick Lezynski (Newton/Notre Dame H.S.), junior FB Steve Paskorz (Allison Park/Hampton H.S.), sophomore LB David Posluszny (Aliquippa/Hopewell H.S.), junior DB James Redshaw (North Huntingdon/Norwin H.S.) and senior DB Darrin Walls (Pittsburgh/Woodland Hills). The 2009 Pittsburgh roster does not include one Indiana native.

► Charlie Weis of Notre Dame and Dave Wannstedt of Pittsburgh made their collegiate head coaching debuts in the 2005 Irish-Panthers matchup, but are no strangers in terms of coaching competition on the football field. During their careers in the college ranks and the National Football League, Weis and Wannstedt have played each other on opposite coaching staffs 24 times. Weis carries a slight edge, as his teams have won 13 of the 24 meetings.

► The first meetings between the two coaches occurred when Weis was an assistant at South Carolina and Wannstedt was with the Miami Hurricanes (1986-87). The coaches then met on opposite sidelines during the New York Giants - Dallas Cowboys rivalry during the 1990s in the NFL. As Weis moved from the New York Giants to the New England Patriots, New York Jets and back to the Patriots, the two coaches met several more times with Wannstedt coaching the Chicago Bears and Miami Dolphins. Prior to the 2005 meeting, the two coaches last met on the NFL gridiron in 2004 - splitting a pair of games between the New England Patriots and Miami Dolphins.

► Notre Dame assistant coordinator of strength and conditioning Tony Rolinski worked in the Pittsburgh strength and conditioning department from 1994-96 while attaining his master's degree in exercise physiology from the school. He then was the head strength coach at North Hills High School in Pittsburgh before serving as the head strength and conditioning coach at Duquesne in 1997-98.

► 13th-year Irish women's lacrosse coach Tracy Coyne is a Pittsburgh native and a 1978 graduate of Cenevin High School (which also produced Notre Dame All-America QB Tom Clements, who led the Irish to the 1973 national title). In addition, Coyne worked in the Pittsburgh athletic department in 1985 as an administrative assistant to the senior woman administrator.

► Notre Dame's all-time football roster includes more than 2,700 players who have appeared in at least one career game, with 19 hailing from Pittsburgh: RG Frank Winter (1898-1901), QB Clarence Diebold (1900), LG Lee Diebold (1910), HB John McSorley (1926-27), T Joe Papa (Kiski Prep, 1938-40), QB Joe Gasperella (Vandergrift HS, 1944-45), LG Ed Fay (Central Catholic HS, 1944-45), E Ray Jonardi (Baldwin HS, 1949-50), HB Dave Flood (Langley HS, 1950-52), T Bill McCarthy (North Catholic HS, 1951), FB Don Schaefer (Central Catholic HS, 1953-55), HB Tom Mittelhauser (South Hills Catholic HS, 1963), PK Joe Azzaro (Central Catholic HS, 1964-67), OG/LB Dan Dickman (North Catholic, HS, 1967), LB John Cloherty (Churchill Area HS, 1969-71), QB Jim Bulger (Central Catholic HS, 1970-71), FB Ray Zellars (Oliver HS, 1991-94), OG Rob Mowl (Woodland Hills HS, 1998) and DB Darrin Walls (Woodland Hills, 2006-07). Of the players listed, Zellars and Walls had the longest stints as starters (Zellars in 1993 and '94; Walls in 2006-07, '09).

► A number of players from Pittsburgh and Notre Dame either attended the same high school or hail from the same hometown.

ND	High School/Hometown	Pitt
E.J. Banks, DB	Pittsburgh, Pa.	Myles Caragein, DL
Brian Castello, QB		Andrew Devlin, TE
Darrin Walls, DB		Justin Hargrove, DL
		Chris Jacobson, OL
		Dan Mason, LB
		Shane Murray, LB
		Jason Pinkston, OL
		Bill Stull, QB
		Tino Sunseri, QB
		Andrew Taglianetti, DB
		Ed Tinker, WR
		Aundre Wright, WR
David Posluszny, LB	Aliquippa, Pa.	Jonathan Baldwin, WR
		Craig Bokor, DL
		Juantez Hollins, OL
		Brandon Lindsey, LB
Dan Wenger, OC	Coral Springs, Fla.	Greg Romeus, DL
Sam Young, OT		
Armando Allen, RB	Opa Locka, Fla.	Jason Douglas, RB
James Redshaw, DB	North Huntingdon, Pa.	Mike Shanahan, WR
	Norwin H.S.	
David Posluszny, LB	Hopewell H.S.	Ryan Turnley, OL
Emeka Nwankwo, DE	Chaminade-Madonna Prep	Gus Mustakas, DL

Scoring Summary

Score by Quarters	1	2	3	4	OT	[5 6 7 8]	-	Score
Pittsburgh	3	0	7	14	12	[3 3 3 3]	-	36 (6-2)
Notre Dame	3	14	0	7	9	[3 3 3 0]	-	33 (5-3)

First Quarter

9:38 ND Walker, B. 39 yd field goal, 10-62 5:22
5:58 PITT Lee 35 yd field goal, 4-2 1:27

Second Quarter

1:27 ND Floyd 18 yd pass from Clausen (Walker, B. kick), 9-91 4:39
0:04 ND Floyd 4 yd pass from Clausen (Walker, B. kick), 5-13 0:26

Third Quarter

10:55 PITT Stephens 4 yd run (Lee kick), 8-71 4:05

Fourth Quarter

11:03 PITT McCoy 1 yd run (Lee kick), 15-70 8:28
5:38 ND Tate 6 yd pass from Clausen (Walker, B. kick), 12-75 5:25
2:22 PITT Baldwin 10 yd pass from Bostick (Lee kick), 8-70 3:16

Overtime

15:00 PITT Lee 22 yd field goal, 6-20 0:00
15:00 ND Walker, B. 22 yd field goal, 6-21 0:00
15:00 ND Walker, B. 26 yd field goal, 7-17 0:00
15:00 PITT Lee 32 yd field goal, 4-9 0:00
15:00 PITT Lee 26 yd field goal, 6-16 0:00
15:00 ND Walker, B. 48 yd field goal, 4--4 0:00
15:00 PITT Lee 22 yd field goal, 4-20 0:00

	PITT	ND
FIRST DOWNS	17	20
RUSHES-YARDS (NET)	47-178	39-115
PASSING YDS (NET)	168	271
Passes Att-Comp-Int	30-15-3	44-23-0
TOTAL OFFENSE PLAYS-YARDS	77-346	83-386
Fumble Returns-Yards	0-0	0-0
Punt Returns-Yards	3-33	1--1
Kickoff Returns-Yards	4-74	5-91
Interception Returns-Yards	0-0	3-47
Punts (Number-Avg)	4-36.8	5-30.4
Fumbles-Lost	0-0	1-0
Penalties-Yards	8-53	6-60
Possession Time	31:16	28:44
Third-Down Conversions	5 of 17	7 of 19
Fourth-Down Conversions	3 of 3	0 of 2
Red-Zone Scores-Chances	8-8	5-6
Sacks By: Number-Yards	1-6	2-11

RUSHING: McCoy 32-169; Stephens 8-23; Collins 1-4; Kinder 1-1; Smith 1-minus 3; Wright 1-minus 4; Bostick 3-minus 12. Notre Dame-Allen 19-73; Hughes 8-25; Aldridge 8-25; Team 1-minus 2; Clausen 3-minus 6.

PASSING: Bostick 14-27-3-164; Smith 1-3-0-4. Notre Dame-Clausen 23-44-0-271.

RECEIVING: Pittsburgh-Turner 2-42; Baldwin 2-31; McCoy 2-23; Kinder 2-10; Pelusi 2-7; Porter 1-37; Stephens 1-14; McGee 1-4; Dickerson 1-2; Byham 1-minus 2. Notre Dame-Floyd 10-100; Tate 6-111; Allen 3-13; Rudolph 2-26; Kamara 2-21.

INTERCEPTIONS: Pittsburgh-None. Notre Dame-McNeil 2-47; Bruton 1-0.

FUMBLES: Pittsburgh-None. Notre Dame-McNeil 1-0.

SACKS (UA-A): Pittsburgh-Romeus 1-0. Notre Dame-Quinn 1-0; Neal 1-0.

TACKLES (UA-A): Pittsburgh-McKillop 8-7; Ransom 3-7; Berry 7-2; Romeus 5-3; Duncan 2-4; Williams 2-3; DeCicco 3-1; Fields 1-2; Sheard 0-3; Hatcher 2-0; Taglianetti 2-0; Gary 1-1; Williams 0-2; Turner 1-0; Tucker 0-1; Saddler 0-1; Williams 0-1; Toerper 0-1; Caragein 0-1; Sunseri 0-1; Nix 0-1; Malecki 0-1; Reed 0-1. Notre Dame-Bruton 9-7; McCarthy 7-8; Crum 3-6; Williams, I. 5-1; Smith, H. 4-1; Smith, B. 3-2; Neal 2-2; Kuntz 0-4; McNeil 3-0; Lambert 1-2; Smith, S. 1-1; Fleming 1-1; Blanton 0-2; Herring 1-0; Richardson 1-0; Quinn 1-0; Gordon 0-1; Johnson 0-1; Anello 0-1.

The Last Meeting Pittsburgh 36, Notre Dame 33 (4ot) Nov. 1, 2008

NOTRE DAME (AP) -- Coming off a disappointing loss, Pittsburgh didn't flinch when Notre Dame scored a pair of touchdowns 83 second apart to open a 14-point halftime lead.

Pitt scored on its opening drive after halftime and the Panthers' defense held the Irish to 7 yards on 10 plays in the third quarter.

Then the Panthers scored twice in the fourth quarter, tying it each time, before Conor Lee kicked his school-record fifth field goal in the fourth overtime to lead Pitt to a 36-33 victory on Saturday.

Although Lee, a senior, is one of the nation's top kickers, the final 22-yard kick was the first game-winning field goal of his career.

The Panthers, who haven't been to a bowl since the 2004 season, are now bowl eligible and a victory shy of giving Wannstedt his first winning record in four seasons.

Neither team could get into the end zone in OT, and Lee won the kicking contest.

Notre Dame's Walker, who started the season by making just 1-of-7 field goals, made his first four attempts to run his consecutive made field goal streak to seven. But his 38-yard attempt narrowly missed wide left in the fourth overtime, giving Pitt a chance to kick its way to a win.

LeSean McCoy, who rushed for a season-high 169 yards on 32 carries, set up the game-winner with an 18-yard run as the sophomore reached 1,000 yards for a second straight season. Wannstedt said McCoy's performance was especially important with starting quarterback Bill Stull out with a concussion he sustained against Rutgers.

McCoy had just 5 yards on three carries in the first half and 68 yards at the end of the third quarter.

McCoy, who had his fifth straight 100-yard game, said he was hurrying things early in the game, but finally relaxed.

Pitt forced the overtime when they tied the score at 24 with 2:22 left on a 10-yard touchdown pass from Bostick to Jonathan Baldwin on fourth-and-6. The Panthers ran the same play three straight times before Bostick beat Irish cornerback Terrail Lambert for the score.

Bostick started the game slow, completing 3-of-6 passes for 24 yards with one interception in the first half. He finished the game 14-of-27 for 164 yards with one touchdown and three interceptions, two by Raeshon McNeil.

Jimmy Clausen threw three touchdown passes, including a 6-yard score to Golden Tate with 5:38 left and two touchdowns to Michael Floyd just before halftime. He was 23-of-44 passing for 271 yards with no interceptions.

Floyd, who broke the record for catches by a Notre Dame freshman, had 10 catches for 100 yards and Tate had six for 111.

Scoring Summary

Score by Quarters	1	2	3	4	Score	
Notre Dame	7	28	7	0	-	42 Record: (1-0)
Pittsburgh	10	3	0	8	-	21 Record: (0-1)

First Quarter

10:58	PITT	Lee 39 yd pass from Palko (Cummings kick), 8-73 4:02
8:19	ND	Walker 51 yd pass from Quinn (Fitzpatrick kick), 6-78 2:39
1:40	PITT	Cummings 49 yd field goal, 7-22 3:43

Second Quarter

13:07	ND	Walker 2 yd run (Fitzpatrick kick), 9-65 3:33
6:59	ND	Powers-Neal 2 yd run (Fitzpatrick kick), 9-65 4:20
6:03	ND	Samardzija 19 yd pass from Quinn (Fitzpatrick kick), 2-19 0:45
4:20	PITT	Cummings 23 yd field goal, 5-55 1:43
1:39	ND	Powers-Neal 9 yd run (Fitzpatrick kick), 8-70 2:41

Third Quarter

7:59	ND	Powers-Neal 4 yd run (Fitzpatrick kick), 20-80 7:01
------	----	---

Fourth Quarter

12:55	PITT	Palko 4 yd run (Murphy rush), 7-72 1:49
-------	------	---

	ND	PITT
FIRST DOWNS	33	20
RUSHES-YARDS (NET)	50-275	31-103
PASSING YDS (NET)	227	220
Passes Att-Comp-Int	27-18-1	35-20-1
TOTAL OFFENSE PLAYS-YARDS	77-502	66-323
Fumble Returns-Yards	0-0	0-0
Punt Returns-Yards	1-23	0-0
Kickoff Returns-Yards	2-35	5-80
Interception Returns-Yards	1-0	1-3
Punts (Number-Avg)	3-45.7	4-48.8
Fumbles-Lost	1-0	2-1
Penalties-Yards	10-94	6-55
Possession Time	32:46	27:14
Third-Down Conversions	10 of 15	4 of 14
Fourth-Down Conversions	0 of 0	1 of 3
Red-Zone Scores-Chances	5-6	2-2
Sacks By: Number-Yards	5-38	0-0

RUSHING: Walker 20-100; Quinn 5-49; Powers-Neal 8-41; Thomas 8-40; Wolke 1-22; Jenkins 6-17; Schwapp 2-6. Pittsburgh-Kirkley 5-64; Jennings 7-29; Stephens 2-17; Murphy 5-2; Palko 12-minus 9.

PASSING: Notre Dame-Quinn 18-27-1-227. Pittsburgh-Palko 20-35-1-220.

RECEIVING: Notre Dame-Fasano 4-42; Walker 3-52; McKnight 3-51; Samardzija 3-34; Stovall 2-27; Carlson 2-3; Powers-Neal 1-18. Pittsburgh-Lee 4-63; Delsardo 4-45; Buches 4-39; Gill 3-26; Kinder 2-29; Murphy 2-19; Jennings 1-minus 1.

INTERCEPTIONS: Notre Dame-Zbikowski 1-0. Pittsburgh-Revis 1-3.

FUMBLES: Notre Dame-Carlson 1-0. Pittsburgh-Kirkley 1-0; Furman 1-1.

SACKS (UA-A): Notre Dame-Hoyte 2-0; Abiamiri 1-0; Frome 1-0; Mays 1-0. Pittsburgh-None.

TACKLES (UA-A): Notre Dame-Wooden 10-2; Hoyte 6-3; Zbikowski 3-5; Abiamiri 4-2; Crum Jr. 3-2; Richardson 3-0; Mays 2-1; Ndukwue 2-1; Brown 2-0; Talley 2-0; Beidatsch 2-0; Landri 1-1; Fasano 1-0; Cullen 1-0; Thomas, M. 1-0; Frome 1-0; Harris 0-1; Salvador 0-1; Laws 0-1; Thomas, T. 0-1; Carlson 0-1. Pittsburgh-Blades 8-5; Phillips 7-3; Revis 6-1; Morris 6-1; Bennett 4-0; Horne 3-1; Davis 2-2; Thomas 2-2; Tillman 2-2; McKillop 1-3; Sallett 1-3; Brady 1-2; Lay 2-0; Thatcher 1-1; Bryant 1-1; McKillop, S. 1-1; Duncan 0-2; Smith 1-0.

Stadium: Heinz Field **Attendance:** 66451
Kickoff time: 8:09 **End of Game:** 11:34 **Total elapsed time:** 3:25
Officials: Referee: Lipski, Dennis; Umpire: Britt, Carl; Linesman: Bassett, Bob; Line judge: Krispinsky, Tom; Back judge: Paganelli, Dino; Field judge: Zaborniak, Henry; Side judge: Duncan, Joe; Scorer: Fetched, John.
Temperature: 73 **Wind:** NW 7 **Weather:** Clear

**The Last Meeting in Pittsburgh
 Notre Dame 42, Pittsburgh 21
 Sept. 3, 2005**

PITTSBURGH (AP) -- Notre Dame hired Charlie Weis exactly for this. The innovative and imaginative offense. The confused looks on the faces of the opposing defense. And, yes, all those points on the score-board.

Brady Quinn ran Weis' Patriots-perfect offense like a college version of Tom Brady, leading touchdown drives on five of underdog Notre Dame's first six possessions Saturday in a 42-21 rout of No. 23 Pitt that was over by halftime.

The anticipated matchup of two former NFL coaches turned college head coaches - Weis, the former New England offensive wizard, vs. Dave Wannstedt, a one-time defensive coordinator and the former coach of the Bears and Dolphins - was as big as mismatch as the final score.

Pitt's defense, effectively the same as that which allowed nearly 420 yards per game even while going 8-4 last season, had no answer for Quinn's Weis-designed five-receiver sets, screen passes to running backs, and throws to big tight ends isolated against small cornerbacks.

Except for one interception, Quinn couldn't have run the Irish offense much better while going 18-of-27 for 233 yards and two touchdowns, one to running back Darius Walker for 51 yards on Notre Dame's first score and another to Jeff Samardzija for 19 yards. Notre Dame outgained Pitt 502-323, helped by a 275-103 edge in rushing largely accumulated after building a big lead.

Walker, coming off a strong freshman season in which he rushed for 821 yards, carried 20 times for 100 yards and a 2-yard touchdown that started Notre Dame's decisive 28-point second quarter that made it 35-13 at halftime.

Hired by alma mater Notre Dame before New England's third Super Bowl victory in four seasons, Weis promised to bring a pro-style offense filled with creative gadgetry that isn't always seen in college football. At least for one night, he certainly delivered.

The Panthers (0-1) certainly didn't expect all this, not with 18 starters back from the first team to win at Notre Dame in 19 seasons and most of its famous alumni - Tony Dorsett, Dan Marino, Mike Ditka - gathered to celebrate Wannstedt's return as head coach.

With a Top 25 ranking, a schedule filled with winnable games and polished playmaker Tyler Palko at quarterback, Pitt expected a big start to an excellent season. Instead, it was a huge letdown, with a sold-out Heinz Field half-empty before the end of the third quarter. Some of those 66,451 fans leaving early could be heard wondering if Pitt was so wise to jettison former head coach Walt Harris, an accomplished offensive coach, after five consecutive bowl seasons.

Wannstedt is the first Pitt coach to lose his debut since Mike Gottfried's Panthers lost to Maryland 13-10 in 1986, and the most recent comparable loss by a debuting coach was Carl DePasqua's 42-8 loss to UCLA in 1969.

For Notre Dame, the Weis era opened much like the Ara era. In 1964, new coach Ara Parseghian's Irish went to Wisconsin to meet a quality opponent that had beaten them the year before in South Bend, and won 31-7. Pitt won at Notre Dame last year, starting the Irish on a season-ending three-game losing streak that led to former coach Tyrone Willingham's firing.

For Weis, the game was strikingly familiar to his last visit to Heinz Field nine months ago, when after losing to the Steelers convincingly during the season, his Patriots offense manhandled Pittsburgh's defense in a 41-27 win that wasn't that close.

This one wasn't either, even though Pitt opened early leads of 7-0 and 10-7 in probably the Panthers' most awaited and ballyhooed season opener since new coach Foge Fazio's 1982 team, led by Marino, edged North Carolina 7-6 in their opener.

Palko (17-of-30, 181 yards, one TD, one interception) didn't play nearly as well as he did in becoming the first player to throw five touchdown passes against Notre Dame, partly because Notre Dame had the ball so often and scored most of the time it did.

The Panthers didn't even get the ball until midway through the third quarter following a 20-play Irish drive that ended with Rashon Powers-Neal's third scoring run of the night, none longer than 9 yards. The Irish overcame a third-and-25 during the drive.

Now, Pitt must be wondering how quickly it can bounce back from this. The Panthers have only five days off before playing again Friday night at Ohio U.

Notre Dame beat Pitt for the 12th time in 14 meetings and the sixth time in their last seven games in Pittsburgh. The Irish also were underdogs when they won there two years ago.

3 MICHAEL FLOYD



St. Paul, Minn. (Cretin-Derham Hall)
 Birthdate: 11-27-89

Wide Receiver 50 6-3 220

Floyd's Career Highs

Receptions – 10, twice
Longest Reception – 88, Nevada (9.5.09)
Carries – 1, Navy (11.7.09)
Longest Rush – 8, Navy (11.7.09)

Receiving Yards – 189, Nevada (9.5.09)
Receiving TDs – 3, Nevada (9.5.09)
Rushing Yards – 8, Navy (11.7.09)

Floyd's Season Highs

Receptions – 10, Navy (11.7)
Longest Reception – 88, Nevada (9.5)
Carries – 1, Navy (11.7)
Longest Rush – 8, Navy (11.7)

Receiving Yards – 189, Nevada (9.5)
Receiving TDs – 3, Nevada (9.5)
Rushing Yards – 8, Navy (11.7)

Floyd's Career Receiving Stats

Year	G-5	Rec	Yds	TD	LG	Rec/G	Avg/C	Avg/G
2008	11-10	48	719	7	51	4.4	15.0	65.4
2009	4-4	23	499	6	88	5.8	21.7	124.8
Total	15-14	71	1218	13	88	4.7	17.2	81.2

Floyd's Game-by-Game

2009	Rec	Yds	Avg	TD	LG
*NEV (9.5)	4	189	47.3	3	88
*at UM (9.12)	7	131	18.7	1	37
*MSU (9.19)	2	38	19.0	1	22
at PUR (9.26)			DNP - injury		
WASH (10.3)			DNP - injury		
USC (10.17)			DNP - injury		
BC (10.24)			DNP - injury		
vs. WSU (10.31)			DNP - injury		
*NAVY (11.7)	10	141	14.1	1	23
at PITT (11.14)					
UCONN (11.21)					
at STAN (11.28)					
* - games started					

Awards & Honors

- ▶ Irish Leadership Committee
- ▶ CFPA Performer of the Week (9.6)
- ▶ Lindy's #20 WR
- ▶ CFPA Honorable Mention (9.13)

Tidbits

- ▶ Floyd led all FBS wideouts in the nation with a 29.09 yards per catch average and was tied for the nation's lead in receiving touchdowns with four (among NCAA qualifying receivers) before suffering a broken collarbone in the second quarter of Notre Dame's 33-30 victory over Michigan State.
- ▶ Floyd also ranked among the top FBS receivers in the nation in receiving yards per game (160.0, 2nd), total receiving yards (320, 2nd) and receptions per game (5.5, 40th) prior to the injury.
- ▶ Floyd returned to the Irish lineup against Navy and finished with a career-high tying 10 receptions for 141 yards. The 10 receptions tied for the seventh-most in Irish single-game history. Floyd becomes the fourth player in school history to register 10+ catches in a game multiple times, joining Jim Seymour (1966-68), Tom Gatewood (1969-71) and Arnaz Battle (2002-05). Only Gatewood (three) has more career games with 10+ catches.
- ▶ The 10 receptions were the most ever for an Irish receiver in the series against Navy.
- ▶ Floyd has registered eight receptions of at least 20 yards in 14 quarters of play this season.
- ▶ Floyd recorded four catches for 189 yards and three touchdowns in the 35-0 rout of Nevada. He averaged 47.3 yards per reception, which broke the previous school record of 41.6 yards per catch by Jim Morse against USC on Nov. 26, 1955. Floyd was named College Football Performance Awards Performer of the Week.
- ▶ Not only were Floyd's 189 yards receiving the most by any wideout in the NCAA FBS that week, but his three receiving touchdowns were also tops on the weekend.
- ▶ The 189 yards receiving marked the second-best single-game total by an Irish sophomore wideout in school history. Jim Seymour was a sophomore in 1966 when he set the school record with 276 yards against Purdue.

- ▶ Floyd surpassed 100 yards receiving for the third time this season and the seventh time in his career. The seven career 100-yard receiving games is tied with Maurice Stovall (2002-05) for fifth in Notre Dame career history.
- ▶ Floyd hauled in his 13th career touchdown pass in the fourth quarter, moving him into sole possession of ninth place on the Irish all-time touchdown receptions list.

Games with 100 Yards - Career

1. Tom Gatewood	13 (1969-71)
2. Golden Tate	11 (2007-)
3. Derrick Mayes	9 (1992-95)
Jeff Samardzija	9 (2003-06)
5. Michael Floyd	7 (2008-)
Maurice Stovall	7 (2002-05)
7. Jim Seymour	6 (1966-68)
Tim Brown	6 (1984-87)

Touchdown Receptions - Career

1. Jeff Samardzija	27 (2003-06)
2. Derrick Mayes	22 (1992-95)
Rhema McKnight	22 (2002-06)
4. Golden Tate	21 (2007-)
5. Tom Gatewood	19 (1969-71)
6. Maurice Stovall	18 (2002-05)
7. Jim Seymour	16 (1966-68)
8. Ken MacAfee	15 (1974-77)
9. Michael Floyd	13 (2008-)
10. Tim Brown	12 (1984-87)
Bobby Brown	12 (1996-99)

- ▶ Floyd has moved into the top-20 among active FBS wide receivers in a number of career categories.

Category	#	NCAA Rank	Category	#	NCAA Rank
Receiving Yards/Game	81.2	3rd	Receptions/Game	4.7	18th

- ▶ Floyd's 131 yards against Michigan set a school record for receiving yards by an Irish player in the series with the Wolverines. The previous record was 127 set last season by junior WR Golden Tate.
- ▶ Floyd's 320 yards were the second-most for an Irish receiver in the first two games of a season in school history. The school record is 417 held by Jim Seymour, who had games of 276 against Purdue (single-game school record) and 141 against Northwestern to open the 1966 season.
- ▶ Floyd's 320 yards were the most over any two-game span by an Irish wide receiver since Tim Brown registered 360 yards in consecutive games during the 1986 season.
- ▶ Floyd became the fourth Irish wideout to ever post two career receptions of over 70 yards and the first to ever accomplish the feat in the same game. Nick Eddy had 74 and 91 yard catches during the 1964 season, Tim Brown had 84 and 77 yard receptions in 1986 and Jeff Samardzija had 73 and 80 yard grabs during 2005.

Yards per Reception - Game (min. 4 rec.)

1. Michael Floyd	47.3 (4 for 189)	vs. Nevada, Sept. 5, 2009
2. Jim Morse	41.6 (5 for 208)	at USC, Nov. 26, 1955
3. Golden Tate	31.8 (4 for 127)	vs. Michigan, Sept. 13, 2008
4. John Carlson	30.3 (4 for 121)	at Michigan State, Sept. 23, 2006
Rhema McKnight	30.3 (4 for 121)	at Boston College, Oct. 25, 2003

- ▶ His 189 yards receiving are the most for an Irish player since Jeff Samardzija totaled 191 against Stanford on Nov. 26, 2005 and ninth most in single-game school history.

Receiving Yards - Game

1. Jim Seymour	276	vs. Purdue, Sept. 24, 1966
2. Golden Tate	244	vs. Washington, Oct. 3, 2009
3. Jack Snow	217	at Wisconsin, Sept. 26, 1964
4. Bobby Brown	208	at Pittsburgh, Nov. 13, 1999
Jim Morse	208	at USC, Nov. 26, 1955
6. Maurice Stovall	207	vs. Brigham Young, Oct. 22, 2005
7. Tom Gatewood	192	vs. Purdue, Sept. 26, 1970
8. Jeff Samardzija	191	at Stanford, Nov. 26, 2005
9. Michael Floyd	189	vs. Nevada, Sept. 5, 2009
10. Tim Brown	184	vs. Navy, Nov. 1, 1986

- ▶ Floyd set a new career-high for longest reception when he raced 88 yards for a touchdown with 10:12 left in the third quarter against Nevada. The 88-yard reception was the third longest in Notre Dame football history and longest since Nov. 7, 1981 when Blair Kiel found Joe Howard for a school record 96 yards.

Longest Reception in ND History

1. Joe Howard	96	vs. Georgia Tech, Nov. 7, 1981
2. Nick Eddy	91	at Pittsburgh, Nov. 7, 1964
3. Michael Floyd	88	vs. Nevada, Sept. 5, 2009
4. Tim Brown	84	vs. SMU, Nov. 8, 1986
Jim Seymour	84	vs. Purdue, Sept. 24, 1966

- ▶ Floyd not only became the first Irish freshman to register a touchdown catch in a season opener (2008), but also became the first freshman to register Notre Dame's first points of a season by TD. Floyd had 48 receptions for 719 yards last year. He established new school records for receptions (48), receiving yards (719) and receiving touchdowns (7) by an Irish freshman. He also set a freshman record with 10 receptions against Pittsburgh on Nov. 1, 2008.
- ▶ Floyd was the fourth different freshman in the last 20 years whose first career catch was a touchdown. The others were Raghib "Rocket" Ismail and Derek Brown in 1988, and Derrick Mayes in 1992 – mighty impressive company for Floyd to join.

5

ARMANDO ALLEN JR.



Opa Locka, Fla. (Hialeah-Miami Lakes)
Birthdate: 4-30-89

Halfback
JR
5-10
200

Allen's Career Highs

Carries – 23, Michigan State (9.19.09)
Longest Rush – 24, at Michigan (9.12.09)
Pass Attempts – 1, twice
Passing Yards – 10, at UCLA (10.6.07)
Passing TDs – 1, Michigan State (9.19.09)
Receiving Yds – 66, Stanford (10.4.08)
Receiving TDs – 1, three times
Kick Return Yds – 147, at Michigan State (9.20.08)
Kick Return TDs – 1, vs. Hawai'i (12.24.08)
Punt Return Yds – 35, San Diego State (9.6.08)
Most All-Purpose Yds – 247, Purdue (9.27.08)

Rushing Yards – 139, at Michigan (9.12.09)
Rushing TDs – 1, six times
Pass Completions – 1, twice
Longest Completion – 10, at UCLA (10.6.07)
Receptions – 9, at Boston College (11.8.08)
Longest Reception – 41, vs. Hawai'i (12.24.08)
Kick Returns – 6, Air Force (11.10.07)
Longest Kick Return – 96, vs. Hawai'i (12.24.08)
Punt Returns – 3, at Michigan State (9.20.08)
Longest Punt Return – 22, San Diego State (9.6.08)

Allen's Season Highs

Carries – 23, Michigan State (9.19)
Longest Rush – 24, at Michigan (9.12)
Pass Attempts – 1, Michigan State (9.19)
Passing Yards – 5, Michigan State (9.19)
Passing TDs – 1, Michigan State (9.19)
Receiving Yds – 35, USC (10.17)
Most All-Purpose Yds – 163, at Michigan (9.12)

Rushing Yards – 139, at Michigan (9.12)
Rushing TDs – 1, three times
Pass Completions – 1, Michigan State (9.19)
Longest Completion – 5, Michigan State (9.19)
Receptions – 3, twice
Longest Reception – 26, Nevada (9.5)

Allen's Career Rushing Stats

Year	G-S	Att	Yds	TD	LG	Avg/C	Avg/G
2007	12-4	86	348	0	15	4.0	29.0
2008	13-8	134	585	3	21	4.4	45.0
2009	6-5	104	514	3	24	4.9	85.7
Total	31-17	324	1447	6	24	4.5	46.7

Allen's Career Receiving Stats

Year	G-S	Rec	Yds	TD	LG	Rec/G	Avg/C	Avg/G
2007	12-4	24	124	1	16	2.0	5.2	10.3
2008	13-8	50	355	2	41	3.8	7.1	27.3
2009	6-5	13	119	0	26	2.2	9.2	19.8
Total	31-17	87	598	3	41	2.9	6.9	19.3

Allen's Career All-Purpose Stats

Year	G-S	Rush	Rcv	PR	KR	IR	Total	Avg/G
2007	12-4	348	124	0	704	0	1176	98.0
2008	13-8	585	355	66	543	0	1549	119.2
2009	6-5	514	119	0	0	0	633	105.5
Total	31-17	1447	598	66	1247	0	3358	108.3

Allen's Game-by-Game

2009	Rushing					Receiving				
	Att	Yds	Avg	LG	TD	Rec	Yds	Avg	TD	LG
*NEV (9.5)	15	72	4.8	14	1	3	25	8.3	0	26
*at UM (9.12)	21	139	6.6	24	1	2	24	12.0	0	19
MSU (9.19)	23	115	5.0	13	1	2	6	3.0	0	5
at PUR (9.26)						DNP - injury				
*WASH (10.3)	12	39	3.2	21	0	3	20	6.7	0	13
*USC (10.17)	12	51	4.2	12	0	2	35	17.5	0	21
*BC (10.24)	21	98	4.7	16	0	1	9	9.0	0	0
vs. WSU (10.31)						DNP - injury				
NAVY (11.7)						DNP - injury				
at PITT (11.14)										
UCONN (11.21)										
at STAN (11.28)										

* - games started

Awards & Honors

- ▶ Doak Walker Award Candidate
- ▶ Phil Steele's #17 KR
- ▶ Phil Steele's #47 RB

Tidbits

- ▶ Despite missing the entire game against Purdue, Washington State and Navy, as well as not being 100-percent against Washington due to an ankle injury, Allen still ranked among the top FBS running backs in the nation in rushing yards per game (85.7, 37th), total rushing yards (514, 78th), rushes (104, t-75th) and yards per rush (4.94, 63rd). He is also 93rd in the nation in all-purpose yards per game (105.5). Allen no longer qualifies as having played in 75% of Notre Dame's games this season.
- ▶ Allen had 50 receptions in 2008 which ranked second-most by an Irish running back in single-season history. Allen's 87 career receptions also rank second-best in career history for Notre Dame running backs. He trails Darius Walker (109, 2004-06) for the school record.
- ▶ Allen is averaging 4.9 yards per carry, including 6.5 yards per carry on second down. He has recorded 16 first downs and one touchdown on 37 carries on second down.
- ▶ Allen has also proven he is able to advance the chains on third down. He is averaging 3.4 yards per carry for 10 first downs on third down. He is 8-for-10 on third down and short (two yards or less) on the season. In fact, Allen is averaging 4.0 yards per carry on third and short.
- ▶ Allen ripped off three runs of 10+ yards (16, 12, 11) against Boston College and finished the game with 98 yards on 21 carries. He also had one catch to extend his streak to 12 consecutive games (in which he has appeared) with a catch.
- ▶ Allen recorded 51 yards on 12 carries and added 35 yards on two receptions against USC. He averaged 4.2 yards per carry against a defense that allowed 2.0 yards per rush entering the game. Allen's 21-yard reception was his second catch this season of 20 yards or more.
- ▶ Allen took the direct snap (in the Leprecat formation) and raced up the middle to give the Irish a 7-0 lead over Michigan State with 12:21 to go in the first quarter. The touchdown was his third of the season and the sixth of his career.
- ▶ That touchdown gave Allen a rushing score in three consecutive games. He was the first Irish running back to rush for a touchdown in three straight games since Darius Walker did so during the 2006 season.
- ▶ Allen tossed his first career touchdown pass to Robby Parris with 11:49 to go in the third quarter to give the Irish a 23-17 lead against the Spartans. Allen is 2-for-2 passing in his career.
- ▶ Allen was the first Notre Dame non-quarterback to throw a touchdown pass since Nick Setta on Nov. 18, 2000 at Rutgers. Setta hit Tom Lopienski on a fake field goal for a 25-yard touchdown pass.
- ▶ Allen was the first Irish running back to register a touchdown pass and touchdown run in the same game since Oct. 20, 1984, when Allen Pinkett found quarterback Steve Beuerlein on a six-yard score in a 36-32 loss to South Carolina.
- ▶ Allen eclipsed 100 yards rushing against Michigan State for the second consecutive week and the third time in his career. Allen was the first Irish running back to post back-to-back 100 yard rushing games since Robert Hughes closed the 2007 season against both Duke and Stanford with 100+ yards.
- ▶ Allen also finished with a career-high 23 carries against the Spartans.
- ▶ Allen was the 11th player in Irish history to ever record 3,000 career all-purpose yards. Thanks to his 107 all-purpose yards against Boston College, Allen (3,358) now stands in ninth place on the Notre Dame career list.


Most Career All-Purpose Yards

	Total	Rush	Rec.	PR	KR	Year (Opponent)
1. Julius Jones	5462	3108	250	426	1678	1999-2003
2. Austry Denson	5327	4318	432	273	304	1995-98
3. Allen Pinkett	5259	4131	774	-	354	1982-85
4. Tim Brown	5024	442	2493	476	1613	1984-87
5. Raghib Ismail	4187	1015	1565	336	1271	1988-90
6. Darius Walker	4065	3249	816	-	-	2004-06
7. Vagas Ferguson	3838	3742	366	-	-	1976-79
8. Golden Tate	3540	198	2270	163	909	2007-
9. Armando Allen	3358	1447	598	66	1247	2007-
10. Johnny Lattner	3116	1724	581	307	376	1951-53

- ▶ Allen not only rushed for a career-best 139 yards against Michigan, but he also registered his longest career rush of 24 yards.
- ▶ Allen added his second rushing touchdown of the season and fifth of his career with 5:13 to go in the game to give the Irish a 32-31 lead. He followed with a two-point conversion rush to make the score 34-31.
- ▶ Allen finished the game against Michigan with 163 all-purpose yards marking the eighth time in his career with 150+ all-purpose yards in a single game.
- ▶ Allen scored a touchdown and eclipsed 1,000 career rushing yards in the victory over Nevada.

7 JIMMY CLAUSEN

Westlake Village, Calif. (Oaks Christian)
Birthdate: 9-21-87



Quarterback

JR

6-3

223

Clausen's Career Highs

<p>Carries – 11, at North Carolina (10.11.08)</p> <p>Longest Rush – 11, twice</p> <p>Pass Completions – 37, Navy (11.7.09)</p> <p>Longest Completion – 88, Nevada (9.5.09)</p> <p>Rushing TDs – 1, three times</p> <p>Completion % – 84.6 (22-for-26), vs. Hawai'i (12.24.08)</p> <p>Passing YPC – 21.0, Nevada (9.5.09)</p>	<p>Rushing Yards – 19, at Boston College (11.8.08)</p> <p>Pass Attempts – 51, Navy (11.7.09)</p> <p>Passing Yards – 452, Navy (11.7.09)</p> <p>Passing TDs – 5, vs. Hawai'i (12.24.08)</p> <p>Interceptions – 4, Boston College (11.8.08)</p> <p>Passing YPA – 17.5, Nevada (9.5.09)</p> <p>Passing Efficiency – 303.7, Nevada (9.5.09)</p>
---	--

Clausen's Season Highs

<p>Carries – 9, USC (10.17)</p> <p>Longest Rush – 11, USC (10.17)</p> <p>Pass Completions – 37, Navy (11.7)</p> <p>Longest Completion – 88, Nevada (9.5)</p> <p>Rushing TDs – 1, USC (10.17)</p> <p>Completion % – 83.3 (15-for-18), Nevada (9.5)</p> <p>Passing YPC – 21.0, Nevada (9.5)</p>	<p>Rushing Yards – 1, Nevada (9.5)</p> <p>Pass Attempts – 51, Navy (11.7)</p> <p>Passing Yards – 452, Navy (11.7)</p> <p>Passing TDs – 4, Nevada (9.5)</p> <p>Interceptions – 1, three times</p> <p>Passing YPA – 17.5, Nevada (9.5)</p> <p>Passing Efficiency – 303.7, Nevada (9.5)</p>
--	---

Clausen's Career Passing Stats

Year	G-S	Comp	Att	INT	Yds	TD	LG	Pct	Avg/P	Avg/G	Effic
2007	10-9	138	245	6	1254	7	44	56.3	5.1	125.4	103.9
2008	13-13	268	440	17	3172	25	54	60.9	7.2	244.0	132.5
2009	9-9	209	308	3	2770	20	88	67.9	9.0	307.8	162.9
Total	32-31	615	993	26	7196	52	88	61.9	7.2	224.9	134.9

Clausen's Game-by-Game

2009	Comp	Att	INT	Yds	TD	LG	Pct	Avg/P	Effic
*NEV (9.5)	15	18	0	315	4	88	83.3	17.5	303.7
*at UIM (9.12)	25	42	0	336	3	37	59.5	8.0	150.3
*MSU (9.19)	22	31	0	300	2	54	71.0	9.7	173.5
*at PUR (9.26)	15	26	1	171	1	23	57.7	6.6	117.9
*WASH (10.3)	23	31	1	422	2	77	74.2	13.6	203.4
*USC (10.17)	24	43	0	260	2	45	55.8	6.0	122.0
*BC (10.24)	26	39	0	246	2	36	66.7	6.3	136.6
*vs. WSU (10.31)	22	27	0	268	2	50	81.5	9.9	189.3
*NAVY (11.7)	37	51	1	452	2	31	72.5	8.9	156.0
at PITT (11.14)									
UCONN (11.21)									
at STAN (11.28)									

* - games started

Awards & Honors

- ▶ SI.com First Team Midseason All-American
- ▶ Irish Offensive Co-Captain
- ▶ Maxwell Award Watch List
- ▶ Davey O'Brien Award Watch List
- ▶ Allstate / AFCA Good Works Team* Candidate
- ▶ Lindy's #23 QB
- ▶ AT&T/ESPN All-America Player of the Week (9.7)
- ▶ *Sporting News* First Team Midseason All-American
- ▶ Maxwell Award Semifinalist
- ▶ Davey O'Brien Award Semifinalist
- ▶ Manning Award Watch List
- ▶ Phil Steele's #10 QB
- ▶ CFPA Performer of the Week (9.6)
- ▶ Davey O'Brien QB of the Week (10.5)

Tidbits

- ▶ Only two quarterbacks in the FBS (among qualifiers on the NCAA passing report) have fewer interceptions than Clausen's three and each has over 110 fewer pass attempts. He is tied with nine other quarterbacks for the third fewest interceptions in the nation – all of whom also have fewer pass attempts than Clausen.
- ▶ Despite missing half of the Purdue game and playing with a turf toe injury the last seven games, Clausen still ranks among the top FBS quarterbacks in the nation in the following passing categories:

Category	#	NCAA Rank	Category	#	NCAA Rank
Passing Efficiency	162.88	3rd	Fewest Interceptions	3	t-3rd
Total Passing Yards	2770	4th	Passing Yards/Game	307.78	5th
Passing Yards/Attempt	8.99	6th	Total Offense Yards	2708	8th
Completion Percentage	67.86	8th	Total Offense/Game	300.89	8th
Passing Touchdowns	20	t-8th	Completions/Game	23.22	11th
Total Passing Completions	209	13th	Points Responsible/Game	14.00	t-15th
Total Points Responsible for	126	t-15th	Total Passing Attempts	308	t-20th
Passing Yards/Completion	13.25	t-28th			

▶ Clausen has moved into the top-20 among active FBS quarterbacks in a number of career categories:

Category	#	NCAA Rank	Category	#	NCAA Rank
Passing Completions/Game	19.2	13th	Passing Yards/Game	224.9	14th
Passing Completions	615	14th	Passing Attempts/Game	31.0	15th
Passing Touchdowns	52	16th	Passing Attempts	993	18th
Passing Yards	7196	19th			

▶ Clausen already ranks in Notre Dame's top-five in 15 career categories:

Category	#	Rank	Category	#	Rank
Passing Completions/Game	19.2	1st	Passing Yards/Game	224.9	2nd
Passing Attempts/Game	31.0	2nd	Completion Percentage	61.9	2nd
Total Offense/Game	214.8	2nd	Points Responsibility/Game	10.3	2nd
Passing Efficiency	134.9	2nd	Passing Completions	615	2nd
Passing Attempts	993	2nd	Lowest INT Percentage	2.62	2nd
Passing Touchdowns	52	t-2nd	Total Offense Plays	1154	3rd
Passing Yards	7196	3rd	Total Yards	6874	3rd
Points Responsibility	330	4th			

▶ Clausen is the first Notre Dame quarterback to ever register four fourth quarter come-from-behind victories in a single season. He is also the first Irish quarterback to register five fourth quarter comebacks in a single season.

Player	Fourth Quarter Comebacks	Fourth Quarter Comeback Victories
Jimmy Clausen (2009)	5	4
Jarious Jackson (1999)	4	3
Joe Montana (1978)	3	2
Brady Quinn (2004)	3	2
Ron Powlis (1997)	3	3
Rick Mirer (1990)	3	3

▶ Here is where Clausen ranks all-time in fourth quarter comebacks among Notre Dame quarterbacks:

Player	4th Quarter Comebacks	4th Quarter Comeback Victories
Brady Quinn (2003-06)	9	6
Ron Powlis (1994-97)	8	7
Joe Montana (1975, 1977-78)	7	6
Jimmy Clausen (2007-)	6	5
Jarious Jackson (1996-99)	6	5
Rick Mirer (1990-92)	6	5

▶ Here is an interesting comparison between Clausen and the last six Heisman Trophy-winning quarterbacks over their first nine games of the season:

Player (Year)	Comp-Att	INT	Pct.	Yards	TD	Avg/G	Effic
Jimmy Clausen ('09)	209-308	3	67.9	2770	20	307.8	162.88
Sam Bradford ('08)	202-297	6	68.0	3086	34	342.9	189.03
Tim Tebow ('07)	151-223	4	67.7	2228	21	247.6	179.13
Troy Smith ('06)	145-214	2	67.8	1898	22	210.9	174.31
Matt Leinart ('04)	177-274	4	64.6	2092	20	232.4	149.90
Jason White ('03)	179-276	6	64.9	2482	27	275.8	168.33
Carson Palmer ('02)	217-346	8	62.7	2746	22	305.1	145.74

▶ Check out the cumulative comparative stats of three of the nation's top quarterbacks. He leads the trio in fewest interceptions, yards, TD passes, yards per game and efficiency.

Player	Comp-Att	INT	Pct.	Yards	TD	Avg/G	Effic
Jimmy Clausen	209-308	3	67.9	2770	20	307.8	162.9
Tim Tebow	114-173	4	65.9	1531	11	170.1	156.6
Colt McCoy	231-317	9	72.9	2447	17	271.9	149.7

▶ Clausen has been tremendous in the clutch for the Irish this season. He has recorded 15 touchdowns and one interception when Notre Dame has been tied or trailing (14 passing TDs, one rushing TD).

- ▶ Clausen registered career-highs in pass attempts (51), completions (37) and passing yards (452) against Navy.
- ▶ Clausen's 452 passing yards rank as the fourth-highest in single-game Notre Dame history and are the most by an Irish signal caller since Brady Quinn threw for 467 against BYU on Oct. 22, 2005.
- ▶ Clausen set a new school record with the 37 completions. He bested the previous record of 33 set by Joe Theismann (Nov. 28, 1970 against USC) and Brady Quinn (Sept. 17, 2005 against Michigan State).
- ▶ Clausen's 51 attempts rank as the sixth-highest in single-game Irish history and are the most since Quinn had 60 pass attempts against Michigan State in 2005.
- ▶ Clausen eclipsed 300 yards passing for the fifth time this season and the eighth time in his career.
- ▶ Clausen surpassed 400 yards for the second time this season and the third time in his career. He is the second Irish quarterback with three or more 400-yard passing games (Quinn).
- ▶ Clausen has thrown a touchdown pass in nine straight games. In fact, he has tossed at least two touchdown passes in five consecutive games.
- ▶ Clausen has registered eight multi-touchdown games in 2009 and 18 in his career.
- ▶ Clausen has registered 34 passes of at least 20 yards this season.
- ▶ Clausen completed his first 10 passes against the Mids. The 10-straight passes to open a game ranked as the third-best in Irish history to ever open a game. He completed 11 consecutive passes to open the Michigan State game earlier this season and Jarious Jackson owns the school record with 12 straight completions to open the game against Navy on Nov. 14, 1998.
- ▶ Clausen actually completed 12 consecutive passes when you include the Washington State game. The 12 consecutive completions rank tied for the third-best in Irish history.
- ▶ Clausen went 160 consecutive passes, including his first 36 against Navy, without throwing an interception early in the fourth quarter.

Consecutive Passes Without INT - Multiple Games

1. Brady Quinn 226
Michigan State 2006 - Army 2006
2. **Jimmy Clausen 160**
Washington 2009 - Navy 2009
3. **Jimmy Clausen 147**
USC 2008 - Purdue 2009
4. Brady Quinn 143
Stanford 2005 - Michigan 2006
5. **Jimmy Clausen 132**
Michigan State 2008 - North Carolina 2008

- ▶ Clausen went 24-for-34 for 340 yards and two touchdowns in the second half against Navy. The 340 yards passing is the most in a single-half in school history. In fact, that total would have ranked 12th in single-game Irish passing history entering this season. Clausen tossed for 19 first downs in the second half and passed for 225 yards in the fourth quarter alone (13 of 21 passing).
- ▶ Clausen was 13-for-21 for 225 yards and two touchdowns passing in the fourth quarter against Navy. He has been at the top of his game in the fourth quarter and overtime all season. Clausen is 56-for-93 for 786 yards with nine touchdowns (one on the ground) and one interception in the final quarter and overtime this season. Here is Clausen's breakdown in the fourth quarter and overtime:

Game	Comp.	Att.	Comp. %	INT	Yds	TDs
Nevada	1	1	100.0	0	15	0
Michigan	9	17	52.9	0	77	1
Michigan State	5	8	62.5	0	113	1
Purdue	7	10	70.0	0	72	1
Washington	7	9	77.8	0	119	1
USC	11	21	52.4	0	117	2*
Boston College	3	6	50.0	0	48	1
Washington State	--	--	--	--	--	--
Navy	13	21	61.9	1	225	2
Totals	56	93	60.2	1	786	9*

*includes a two-yard touchdown rush

- ▶ Clausen finished the evening against Washington State 22-of-27 for 268 yards, two touchdowns and no interceptions. He left the game midway through the third quarter.
- ▶ Clausen has registered five touchdown passes this season of over 45 yards.
- ▶ Clausen has registered three touchdown passes this season of over 60 yards.
- ▶ Clausen has registered six completions of 50 yards or longer this season.
- ▶ Clausen is only the second Notre Dame quarterback to throw for at least 20 touchdowns in consecutive seasons (Brady Quinn in 2005 and 2006).

- ▶ Clausen has now posted completion percentages of over 80% in four separate games over his career, including two in 2009. He was already the only Notre Dame quarterback to post three such games. Clausen's quartet of games all rank among the top 10 completion percentages in single-game Irish history.

Completion Percentage - Game

- | | | |
|-------------------------|-------------|--|
| 1. Steve Beuerlein | 90.9 | vs. Colorado, Sept. 22, 1984 |
| 2. Rick Slager | 85.7 | at Northwestern, Sept. 25, 1976 |
| Rick Mirer | 85.7 | at Purdue, Sept. 28, 1991 |
| Jarious Jackson | 85.7 | vs. Navy, Nov. 14, 1998 |
| 5. Jimmy Clausen | 84.6 | vs. Hawai'i, Dec. 24, 2008 |
| 6. Jimmy Clausen | 83.3 | vs. Nevada, Sept. 5, 2009 |
| Jimmy Clausen | 83.3 | vs. Navy, Nov. 15, 2008 |
| 8. Jimmy Clausen | 81.5 | vs. Washington State, Oct. 31, 2009 |
| 9. Bob Williams | 81.3 | at Michigan State, Nov. 5, 1949 |
| 10. Brady Quinn | 80.5 | at Purdue, Oct. 1, 2005 |

- ▶ Clausen spearheaded an astounding offensive assault in the first half against the Cougars for Notre Dame. He completed 19-of-22 passes for 265 yards and two touchdowns in the opening 30 minutes. In fact, Clausen completed 13-of-14 passes for 204 yards and one touchdown in the second quarter alone. He completed his last 11 passes before halftime. Clausen threw an incomplete pass to open the second half. The 11 straight completions are tied for fifth-best in single-game Notre Dame history.
- ▶ Clausen finished 26-for-39 for 246 yards, two touchdowns and no interceptions against Boston College.
- ▶ Clausen set a then season-high with 26 completions against Boston College. His previous high was 25 against Michigan.
- ▶ Clausen completed 19 passes to seven different receivers in the first half against Boston College. No Irish quarterback has had more completions in a half since Brady Quinn had 22 in the second half of the 2006 Fiesta Bowl against Ohio State. He surpassed that total against Navy with 24 second-half completions.
- ▶ Clausen guided the Irish on a 12-play, 74-yard touchdown drive to regain the lead, 13-9, with 36 seconds to go before halftime. He went 8-for-9 for 64 yards on the drive, including an 11-yard touchdown pass.
- ▶ Clausen hooked up with Tate with 8:12 remaining in the fourth quarter on a 36-yard touchdown pass to give the Irish a 20-16 lead.
- ▶ Clausen was attempting to lead Notre Dame to its fourth consecutive fourth quarter come-from-behind victory in the meeting with USC. With the Irish trailing 34-14 with 13:33 remaining in the game, the Irish signal caller guided a seven-play, 68-yard touchdown drive to bring Notre Dame within 14 at 34-20. He completed 3-of-4 passes for 39 yards on the drive and capped it off with a two-yard touchdown run.
- ▶ Clausen and Notre Dame regained the ball following an interception. He went 2-for-2 for 18 yards on the drive and tossed a touchdown pass to junior WR Golden Tate with 7:28 to go in the game.
- ▶ After the Irish defense stopped USC, Clausen and the Irish got the ball on their own 22-yard line. He proceeded to move Notre Dame all the way to the Trojans' four-yard line. Clausen led a 17-play march for 74 yards. Either through the air or on the ground, Clausen totaled 67 yards (60 in the air and seven on the ground) on the drive, including first down completions on a key third and fourth down play. Clausen found senior WR Robby Parris for 13 yards on a fourth and 10 to keep the drive alive.
- ▶ The comeback would have been the greatest fourth quarter rally since the Irish stormed past Houston in the 1979 Cotton Bowl behind Joe Montana, erasing a 22-point fourth-quarter deficit for a 35-34 win.
- ▶ Clausen hooked up with Tate for a 45-yard touchdown pass with 5:18 to go in the third quarter to cut the USC lead to 20-14. The touchdown was the first allowed by USC all season through the air.
- ▶ Clausen registered his first rushing touchdown of the season and the third of his career. It was his first rushing touchdown since Nov. 25, 2007 against Stanford. He also scampered 11 yards for a first down in the third quarter, tying for the longest rush of his career.
- ▶ Clausen finished with 422 yards passing against Washington. It marked the second time he surpassed 400 yards passing in his career. His previous career-high was 401 yards against Hawai'i in the 2008 Hawai'i Bowl.
- ▶ Clausen's 13.61 yards per attempt ranked as the second-best in single-game school history. He already holds the school record for yards per attempt (15.42), set against Hawai'i in last season's Hawai'i Bowl.
- ▶ Clausen guided the Irish on a go-ahead touchdown drive against the Huskies in the waning minutes of the fourth quarter for the second straight week. On the drive, Clausen went 4-for-4 for 57 yards, including a 12-yard touchdown pass to Kyle Rudolph with 1:20 left in regulation.
- ▶ Clausen was limited to just 24 plays against Purdue due to a turf toe injury before returning to action with 7:34 remaining in the fourth quarter.
- ▶ Clausen led the Irish on a 12-play, 72-yard drive capped off with a touchdown pass to sophomore TE Kyle Rudolph on fourth down with 24.8 seconds left in regulation to give Notre Dame a 24-21 victory.
- ▶ Clausen went 6-for-9 on the drive for 69 yards, including the go-ahead touchdown pass.
- ▶ The Irish scored with just 24.8 seconds remaining on the clock. It was the latest Notre Dame has scored to secure a victory on the road since 1997 when Scott Cengia booted a field goal with five seconds left to secure a 23-22 victory at Hawai'i.
- ▶ Notre Dame has never registered a longer drive (72 yards) to win a game on the road with less than 25 seconds to go in the contest in school history.
- ▶ Clausen was the first Irish quarterback to eclipse 300 yards passing in three straight games to open a season and four consecutive games overall (including last season's Hawai'i Bowl).
- ▶ Clausen connected on all nine pass attempts in the opening quarter for 128 yards and one touchdown against Michigan State.
- ▶ In fact, Clausen completed his first 10 passes of the game before Mike Ragone dropped his 11th pass attempt of the afternoon against the Spartans.


- ▶ Clausen went 4-for-5 for 59 yards, including a 33-yard touchdown pass to Golden Tate, on Notre Dame's drive to grab a 33-30 lead over Michigan State with 5:18 remaining in the fourth quarter.
- ▶ Clausen surpassed 5,000 career passing yards against Michigan. He became the fifth Notre Dame quarterback to ever accomplish the feat.
- ▶ Clausen reached 5,000 career passing yards faster than any other Irish signal caller in school history. He reached 5,000 career passing yards in his 25th game in a Notre Dame uniform, while former All-American Brady Quinn did not reach the mark until his 27th career game.
- ▶ Here is an interesting comparison between Clausen and Quinn's statistics over their first 25 career games:

	Brady Quinn	Jimmy Clausen
Completions	366	446
Attempts	712	745
Completion Percentage	51.4%	59.9%
Passing Yards	4,644	5,077
Touchdowns	28	39
Interceptions	26	23
Passing Yards Per Game	185.8	203.1
Efficiency Rating	111.9	128.2

- ▶ Clausen's 336 yards are the most ever by an Irish signal caller against Michigan.
- ▶ On the drive following Michigan's kickoff return for touchdown (giving the Wolverines a 14-3 lead), Clausen guided a seven play, 76-yard drive to bring Notre Dame within a score of 14-10. He went 3-for-3 on the drive for 56 yards, including a 37-yard strike to Floyd.
- ▶ After the Irish defense then forced the Wolverines into a three and out following the touchdown, Clausen guided another scoring drive. Notre Dame went 69 yards on seven plays before Clausen found Floyd in the corner of the end zone to give the Irish a 17-14 lead. He completed 3-of-4 passes for 55 yards and a touchdown.
- ▶ On Notre Dame's three scoring drives following Michigan's kickoff return for touchdown (two touchdowns and a field goal), Clausen completed 7-for-8 passes for 118 yards and two touchdowns.
- ▶ Clausen attempted 42 passes against Michigan without an interception. The 42 pass attempts were the sixth-most in single-game school history without a pick. Interestingly, Clausen has five of the top 10 best games in terms of most passes in a single game without an interception.
- ▶ Clausen finished the afternoon against Nevada 15-of-18 for 315 yards, four touchdowns and no interceptions. He completed 83.3% of his passes, which ranked tied for sixth-best in Irish single-game history (equaling his effort against Navy on Nov. 15, 2008). Clausen earned AT&T Player of the Week.
- ▶ Clausen set a school record for average passing yards per attempt against Nevada. His average of 17.50 yards per attempt bested his own previous school record of 15.42 set in the 2008 Hawai'i Bowl. Clausen established school records for single-game yards passing per attempt in consecutive outings.
- ▶ Clausen recorded a pass efficiency rating of 303.67 in the Nevada game, surpassing his career best of 277.63 set in the 2008 Hawai'i Bowl. The rating was the best by an Irish quarterback in a single game in the Charlie Weis era.
- ▶ Clausen posted the highest completion percentage, efficiency rating, yards per attempt, yards per completion and touchdown to interception ratio of any quarterback in all of the FBS that week. He also threw the second-most touchdowns overall.
- ▶ Clausen tossed touchdown passes of 19 and 24 yards to Rudolph and Floyd, respectively, in the first half. The signal caller was nearly perfect in the opening 15 minutes. Clausen completed 8-of-9 passes for 90 yards and one touchdown in the opening 15 minutes.
- ▶ Clausen set new a career-high for his longest completion when he hooked up with Floyd for 88 yards. The 88-yard completion was the third longest in Notre Dame football history and longest since Nov. 7, 1981 when Blair Kiel found Joe Howard for a school record 96 yards.
- ▶ His four touchdown passes against Nevada rank tied for fifth-best in single-game Irish history.
- ▶ Clausen is the second Irish quarterback to ever have multiple games with at least four touchdown passes.

9

KYLE RUDOLPH



Cincinnati, Ohio (Elder)
Birthdate: 11-9-89

Tight End

50

6-6

260

Rudolph's Career Highs

Receptions – 6, twice **Receiving Yards** – 95, Michigan State (9.19.09)
Longest Reception – 52, Michigan State (9.19.09) **Receiving TDs** – 1, five times

Rudolph's Season Highs

Receptions – 6, twice **Receiving Yards** – 95, Michigan State (9.19)
Longest Reception – 52, Michigan State (9.19) **Receiving TDs** – 1, three times

Rudolph's Career Receiving Stats

Year	G-S	Rec	Yds	TD	LG	Rec/G	Avg/C	Avg/G
2008	13-13	29	340	2	29	2.2	11.7	26.2
2009	9-9	33	364	3	52	3.7	11.0	40.4
Total	22-22	62	704	5	52	2.8	11.4	32.0

Rudolph's Game-by-Game

2009	Rec	Yds	Avg	TD	LG
*NEV (9.5)	4	29	7.3	1	19
*at UM (9.12)	3	38	12.7	0	24
*MSU (9.19)	6	95	15.8	0	52
*at PUR (9.26)	4	52	13.0	1	22
*WASH (10.3)	4	53	13.3	1	30
*USC (10.17)	3	9	3.0	0	5
*BC (10.24)	1	11	11.0	0	11
*vs. WSU (10.31)	6	59	9.8	0	16
*NAVY (11.7)	2	18	9.0	0	14
at PITT (11.14)					
UCONN (11.21)					
at STAN (11.28)					

* - games started

Awards & Honors

- ▶ Irish Leadership Committee
- ▶ CFPA Honorable Mention (9.20)
- ▶ Mackey Award Midseason Watch List
- ▶ John Mackey Tight End Of The Week (9.20)

Tidbits

- ▶ Rudolph is a member Irish Leadership Committee despite being just a sophomore. He also is the only sophomore on the 2009 Mackey Award Midseason Watch List.
- ▶ Rudolph recorded just four receptions for 20 yards in back-to-back games against USC and Boston College, but eclipsed that total with six receptions for 59 yards in the victory over Washington State.
- ▶ Of Rudolph's 33 receptions this season, 17 have resulted in first downs and three others went for touchdowns.
- ▶ Rudolph has four receptions this season for 20 or more yards.
- ▶ Rudolph hooked up with Jimmy Clausen with 1:20 left in the fourth quarter to give the Irish a 31-30 lead over Washington. The touchdown was his third of the season and the fifth of his career.
- ▶ Rudolph has scored a touchdown to give Notre Dame a lead with less than two minutes remaining in regulation in two games (at Purdue, vs. Washington).
- ▶ Rudolph registered a 30-yard reception against the Huskies.
- ▶ Rudolph hooked up with Clausen with 24.8 seconds left in regulation on a fourth down play to give the Notre Dame a 24-21 victory over Purdue. Of his four receptions against the Boilermakers, the first three gave the Irish a first down and his fourth gave Notre Dame the victory.
- ▶ Rudolph hauled in a career-best 52-yard reception on Notre Dame's opening drive of the first quarter against Michigan State and added an eight-yard reception on the touchdown drive as well. Rudolph totaled 60 of the 84 yards on the drive.
- ▶ The 52-yard catch is the longest by an Irish tight end since John Carlson had a 62-yard grab against Michigan State on Sept. 23, 2006.
- ▶ Rudolph nearly bested his career-high in both receptions and receiving yards in the first half alone. He had four receptions for 74 yards before halftime. Rudolph's single-game high for receptions was five against Stanford on Oct. 4, 2008 and receiving yards was 78 against Hawaii on Dec. 24, 2008.
- ▶ Rudolph did set career highs with six receptions and 95 yards receiving against the Spartans.
- ▶ Rudolph was named the John Mackey Tight End Of The Week for his efforts against Michigan State.

- ▶ Rudolph had three receptions for 38 yards against Michigan. He did have a 76-yard grab nullified due to a holding penalty.
- ▶ Rudolph had four receptions for 29 yards and one touchdown in the 35-0 victory over Nevada. The touchdown was the third of his career. Two of Rudolph's grabs gave the Irish first downs, including his 19-yard TD snag on 3rd and 16.
- ▶ Rudolph exploded onto the scene in 2008. A USA Today first-team All-American and considered by most recruiting sites as the top tight end in the nation, Rudolph started all 13 games last season and became the first Notre Dame rookie tight end to ever start a season opener.
- ▶ Rudolph owns the school record for rookie tight ends in both receptions (29) and receiving yards (340).
- ▶ Here is how Rudolph's freshman season compared to four other outstanding Notre Dame rookie tight ends (Brown and McAfee each were named first team All-Americans later in their career).


Player (Year)	Rec.	Yds.	Avg.	TD
Kyle Rudolph (2008)	*29	*340	11.7	2
Ken McAfee (1974)	14	146	10.4	1
Dean Masztak (1978)	13	236	18.2	0
Derek Brown (1988)	12	150	12.5	*3
Jabari Holloway (1997)	8	144	18.0	1

* Notre Dame rookie single-season TE records

- ▶ Rudolph became the first Irish freshman tight end to record a touchdown reception in 11 years in the victory over Purdue. Jabari Holloway was the last Notre Dame tight end to do so in a 33-15 loss at Stanford in 1997. He broke the drought with his five-yard grab of a Jimmy Clausen pass in the third quarter as the Irish extended their lead to 28-14 over the Boilermakers.
- ▶ Rudolph is the first Notre Dame rookie tight end to haul in touchdown passes in consecutive weeks (Purdue and Stanford) since Derek Brown did during the 1988 season. Ironically enough, Brown also did it in victories over both Purdue and Stanford.

10 DAYNE CRIST

Canoga Park, Calif. (Notre Dame)
Birthdate: 10-9-89



Quarterback	50	6-4	235
-------------	----	-----	-----

Crist's Season/Career Highs

- | | |
|---|--|
| <ul style="list-style-type: none"> Carries – 4, at Purdue (9.26) Longest Rush – 16, at Purdue (9.26) Pass Completions – 5, at Purdue (9.26) Longest Completion – 64, vs. Washington St. (10.31) Completion % – 100.0 (2-for-2), Nevada (9.5) Passing YPC – 34.5, Washington St. (10.31) Interceptions – 1, Michigan St. (9.19) | <ul style="list-style-type: none"> Rushing Yards – 16, at Purdue (9.26) Pass Attempts – 10, at Purdue (9.26) Passing Yards – 69, vs. Washington St. (10.31) Passing TDs – 1, vs. Washington St. (10.31) Passing YPA – 11.5, Washington St. (10.31) Passing Efficiency – 184.93, Washington St. (10.31) |
|---|--|

Crist's Career Passing Stats

Year	G-S	Comp	Att	INT	Yds	TD	LG	Pct	Avg/P	Avg/G	Effic
2009	4-0	10	20	1	130	1	64	50.0	6.5	32.5	111.1

Crist's Career Rushing Stats

Year	G-S	Att	Yds	TD	LG	Avg/C	Avg/G
2009	4-0	5	16	0	16	3.2	4.0

Crist's Game-by-Game

2009	Comp	Att	INT	Yds	TD	LG	Pct	Avg/P	Effic
NEV (9.5)	2	2	0	17	0	15	100.0	8.5	171.4
at UM (9.12)									
MSU (9.19)	1	2	1	-1	0	0	50.0	-0.5	-54.2
at PUR (9.26)	5	10	0	45	0	12	50.0	4.5	87.8
WASH (10.3)									
USC (10.17)									
BC (10.24)									
vs. WSU (10.31)	2	6	0	69	1	64	33.3	11.5	184.9
NAVY (11.7)									
at PITT (11.14)									
UCONN (11.21)									
at STAN (11.28)									

* - games started

Tidbits

- ▶ Hooked up with fellow sophomore John Goodman for a 64-yard touchdown strike with 10:01 left in the fourth quarter to give the Irish a 40-7 lead against Washington State.
- ▶ The touchdown pass was the first of his career. Interestingly enough, the touchdown pass was Crist's first since tossing a touchdown in the 2007 U.S. Army All-American game (also played in the Alamodome).
- ▶ Crist opened the second quarter at quarterback for the Irish against Purdue and promptly rushed for 16 yards on his first career rush.
- ▶ Despite attempting just one pass, Crist led the Irish to a pair of touchdown drives in the second quarter to help give Notre Dame a 17-7 halftime lead against the Boilermakers.

13 EVAN SHARPLEY

Marshall, Mich. (Marshall)
Birthdate: 11-4-86



Quarterback	SR	6-2	217
-------------	----	-----	-----

Sharpley's Career Highs

- | | |
|--|--|
| <ul style="list-style-type: none"> Carries – 10, twice Longest Rush – 13, Navy (11.3.07) Pass Completions – 17, twice Longest Completion – 43, at Purdue (9.29.07) Interceptions – 1, three times Passing YPA – 8.0, at Purdue (9.29.07) Passing Efficiency – 146.43, at Purdue (9.29.07) | <ul style="list-style-type: none"> Rushing Yards – 3, Navy (11.3.07) Pass Attempts – 33, vs. USC (10.20.07) Passing Yards – 208, at Purdue (9.29.07) Passing TDs – 2, twice Completion % – 76.9 (10-for-13), Georgia Tech (9.1.07) Passing YPC – 13.0, at Purdue (9.29.07) |
|--|--|

Sharpley's Career Passing Stats

Year	G-S	Comp	Att	INT	Yds	TD	LG	Pct	Avg/P	Avg/G	Effic
2005					DNP						
2006	8-0	1	2	0	7	0	7	50.0	3.5	0.9	79.4
2007	8-2	77	140	3	736	5	43	55.0	5.3	92.0	106.7
2008	3-0	3	5	0	18	0	6	60.0	3.6	6.0	90.2
2009	1-0	0	0	0	0	0	0	0.0	0.0	0.0	0.0
Total	20-2	81	147	3	761	5	43	55.1	5.2	40.1	105.7

Tidbits

- ▶ Sharpley returned to campus for his fifth year of eligibility following an outstanding summer with the Seattle Mariners' Arizona League rookie ball club.
- ▶ Led the team in games played (37), runs scored (31), hits (44), doubles (12), home runs (seven), RBI (29), total bases (81), walks (21), slugging percentage (.614) and batting average (.333). He also ranked among the top 10 in the entire league in games played (t-1st), home runs (t-3rd), total bases (t-3rd), hits (4th), walks (t-3rd), slugging percentage (4th), OPS (4th), doubles (t-4th), on-base percentage (t-4th), runs (6th), RBI (7th) and batting (10th).
- ▶ Sharpley was selected in the 50th round of the 2009 MLB First-Year Player draft by the Mariners.
- ▶ In addition to his football responsibilities, Sharpley, who teaches five classes of geography and history at South Bend Adams High School, is spending his entire final semester at Notre Dame student-teaching.

18 DUVAL KAMARA



Jersey City, N.J. (Hoboken)
Birthdate: 3-1-89

Wide Receiver

JR

6-5

219

Kamara's Career Highs

Receptions – 7, Boston College (10.24.09)

Longest Reception – 35, at Stanford (11.24.07)

Carries – 1, at Michigan (9.12.09)

Longest Rush – 10, at Michigan (9.12.09)

Receiving Yards – 93, at Stanford (11.24.07)

Receiving TDs – 2, Navy (11.3.07)

Rushing Yards – 10, at Michigan (9.12.09)

Kamara's Season Highs

Receptions – 7, Boston College (10.24)

Longest Reception – 18, Navy (11.7)

Carries – 1, at Michigan (9.12)

Longest Rush – 10, at Michigan (9.12)

Receiving Yards – 60, Boston College (10.24)

Receiving TDs – 1, vs. Washington State (10.31)

Rushing Yards – 10, at Michigan (9.12)

Kamara's Career Receiving Stats

Year	G-S	Rec	Yds	TD	LG	Rec/G	Avg/C	Avg/G
2007	11-5	32	357	4	35	2.9	11.2	32.5
2008	13-9	20	206	1	28	1.5	10.3	15.8
2009	9-5	21	193	1	18	2.3	9.2	21.4
Total	33-19	73	756	6	35	2.2	10.4	22.9

Kamara's Game-by-Game

2009	Rec	Yds	Avg	TD	LG
NEV (9.5)	0	0	0.0	0	0
*at UM (9.12)	1	6	6.0	0	6
*MSU (9.19)	3	23	7.7	0	10
*at PUR (9.26)	3	20	6.7	0	15
WASH (10.3)	0	0	0.0	0	0
USC (10.17)	2	23	11.5	0	12
*BC (10.24)	7	60	8.6	0	12
*vs. WSU (10.31)	3	36	12.0	1	17
NAVY (11.7)	2	25	14.5	0	18
at PITT (11.14)					
UCONN (11.21)					
at STAN (11.28)					

* - games started

Tidbits

- ▶ Notre Dame's biggest wide receiver.
- ▶ Kamara moved into the starting spot on the depth chart at the Z receiver spot following the injury to Michael Floyd, but now resumes his role as the third receiver.
- ▶ Registered his first touchdown of the season and sixth of his career against Washington State last week. It gave the Irish a 9-0 advantage with 14 seconds left in the opening quarter.
- ▶ Kamara recorded his career high in receptions (7) in a single game against Boston College on Oct. 24, 2009, posting his season high in yardage (60) as well.
- ▶ Kamara took a swing pass and raced 10 yards for a first down against Michigan, but was credited with his first career rush as the pass was caught behind the line of scrimmage. He also added a six-yard reception.
- ▶ Had arthroscopic surgery on right knee on Tuesday, Aug. 11 to repair cartilage and returned to full-go on Tuesday, Sept. 1.
- ▶ Set school records for receptions and receiving yards by an Irish rookie in 2007 (both marks broken in 2008 by Michael Floyd).
- ▶ Has one career multi-touchdown game.
- ▶ Key member of talented group of receivers on Irish roster that are ranked as the best in the nation by Phil Steele, second-best by Athlon and fourth by Lindy's.
- ▶ Ranked as the 22nd-best receiver in the nation by Phil Steele.

23 GOLDEN TATE



Hendersonville, Tenn. (Hendersonville)
Birthdate: 8-2-88

Wide Receiver

JR

5-11

195

Tate's Career Highs

Receptions – 11, vs. Boston College (10.24)

Longest Reception – 77, Washington (10.3.09)

Carries – 9, at Purdue (9.26.09)

Longest Rush – 33, vs. Washington State (10.31.09)

Longest Kick Return – 40, at Michigan (9.15.07)

Kick Returns – 5, twice

Punt Return Yards – 50, vs. Navy (11.15.08)

Most All-Purpose Yards – 275, Washington (10.3.09)

Receiving Yards – 244, Washington (10.3.09)

Receiving TDs – 3, vs. Hawai'i (12.24.08)

Rushing Yards – 61, vs. Washington State (10.31.09)

Rushing TDs – 1, three times

Kick Return Yards – 133, at Michigan (9.15.07)

Longest Punt Return – 42, at Boston College (11.8.08)

Punt Returns – 6, vs. Navy (11.15.08)

Tate's Season Highs

Receptions – 11, vs. Boston College (10.24)

Longest Reception – 77, Washington (10.3)

Carries – 9, at Purdue (9.26)

Longest Rush – 33, vs. Washington State (10.31)

Longest Kick Return – 24, USC (10.17)

Kick Returns – 3, twice

Punt Return Yards – 23, Michigan State (9.19)

Most All-Purpose Yards – 275, Washington (10.3)

Receiving Yards – 244, Washington (10.3)

Receiving TDs – 2, three times

Rushing Yards – 61, vs. Washington State (10.31)

Rushing TDs – 1, twice

Kick Return Yards – 62, USC (10.17)

Longest Punt Return – 23, Michigan State (9.19)

Punt Returns – 2, Michigan State (9.19)

Tate's Career Receiving Stats

Year	G-S	Rec	Yds	TD	LG	Rec/G	Avg/C	Avg/G
2007	12-2	6	131	1	43	0.5	21.8	10.9
2008	13-8	58	1080	10	69	4.5	18.6	83.1
2009	9-9	65	1059	10	77	7.2	16.3	117.7
Total	34-19	129	2270	21	77	3.8	17.6	66.8

Tate's Career All-Purpose Stats

Year	Rush	RCV	PR	KR	IR	Total	Avg/G
2007	4	131	0	326	0	461	38.4
2008	37	1080	116	521	0	1754	134.9
2009	157	1059	47	62	0	1325	147.2
Total	198	2270	163	909	0	3540	104.1

Tate's Game-by-Game

2009	Receiving					Rushing				
	Rec	Yds	Avg	TD	LG	Att	Yds	Avg	LG	TD
*NEV (9.5)	3	59	19.7	0	36	1	3	3.0	3	0
*at UM (9.12)	9	115	12.8	2	27	1	5	5.0	5	0
*MSU (9.19)	7	127	18.1	1	54	1	-1	-1.0	0	0
*at PUR (9.26)	5	57	11.4	0	17	9	55	6.1	15	1
*WASH (10.3)	9	244	27.1	1	77	1	31	31.0	31	0
*USC (10.17)	8	117	14.6	2	45	1	3	3.0	3	0
*BC (10.24)	11	128	11.6	2	36	1	-2	-2.0	0	0
*vs. WSU (10.31)	4	80	20.0	1	50	4	61	15.2	33	1
*NAVY (11.7)	9	132	14.7	1	31	2	2	1.0	3	0
at PITT (11.14)										
UCONN (11.21)										
at STAN (11.28)										

* - games started

Awards & Honors

- ▶ CBS Sports.com First Team Midseason All-American
- ▶ Phil Steele Preseason First Team All-American
- ▶ Maxwell Award Watch List
- ▶ Biletnikoff Award Semifinalist
- ▶ Phil Steele's #6 WR
- ▶ Phil Steele's #19 PR
- ▶ CFPA Honorable Mention Performer of the Week (9.13)
- ▶ SI.com Second Team Midseason All-American
- ▶ *Sporting News* Preseason Third Team All-American
- ▶ Maxwell Award Semifinalist
- ▶ Biletnikoff Award Watch List
- ▶ Lindy's #15 WR
- ▶ AT&T/ESPN All-America Player of the Week (10.8)

Tidbits

- ▶ Tate has registered six 100-yard receiving games in Notre Dame's first nine contests.
- ▶ No other FBS player has more 100-yard receiving games than Tate.
- ▶ Tate ranks among the top FBS receivers (among qualifiers on the NCAA receiving report) in the nation in the following categories:

Category	#	NCAA Rank	Category	#	NCAA Rank
Touchdown Receptions	10	t-2nd	Total Receiving Yards	1059	3rd
Receiving Yards/Game	117.67	3rd	Yards/Catch	16.29	t-8th
Receptions/Game	7.22	t-10th	Total Receptions	65	t-12th
All-Purpose Yards	147.22	21st			

- ▶ Tate has moved into the top-20 among active FBS wide receivers in a number of career categories.

Category	#	NCAA Rank	Category	#	NCAA Rank
Receiving TDs	21	t-16th	Receiving Yards/Game	66.8	19th
Receiving Yards/Catch	17.6	19th	Receiving Yards	2270	18th

- ▶ Here is where Tate ranks among the other top FBS wideouts in receiving yards per game:

	Rec.	Yds	TDs	Rec/Gm	Yds/Catch	Yds/Gm
1. Freddie Barnes, Bowling Green	107	1176	10	11.89	10.99	130.67
2. Greg Salas, Hawaii	69	1164	7	7.67	16.87	129.33
3. Golden Tate, Notre Dame	65	1059	10	7.22	16.29	117.67
4. Jordan Shipley, Texas	75	1050	6	8.33	14.00	116.67
5. Danario Alexander, Missouri	71	1038	8	7.89	14.62	115.33

- ▶ Despite not catching a pass against Navy until over six minutes had elapsed in the second quarter, Tate finished with nine catches for 132 yards and a score. Eight of his catches and 127 of his yards came in the second half. He moved past Arnaz Battle (2002), himself (2008) and Jack Snow (1964) into sixth place on the Notre Dame single-season receptions list with 65.

- ▶ Tate has registered 42 catches that have resulted in first downs this season, including his final eight catches against Navy. He also has 14 receptions of over 20 yards, including nine of over 30 yards. Tate has now recorded 37 receptions of at least 20 yards and 26 catches have gained at least 30 yards over his career.

- ▶ He has eclipsed 120 all-purpose yards eight times in 2009 and 16 times over his Irish career.

- ▶ The 100-yard receiving game is Tate's sixth of the season and the 12th of his career. He is alone in second place on Notre Dame's all-time 100-yard receiving games list.

Games with 100 Yards - Season

1. Tom Gatewood, Jr.	8 (1970)
2. Golden Tate, Jr.	6 (2009)
Maurice Stovall, Sr.	6 (2005)
4. Golden Tate, So.	5 (2008)
Jeff Samardzija, Jr.	5 (2005)
6. Michael Floyd, Fr.	4 (2008)
Jeff Samardzija, Sr.	4 (2006)
Tom Gatewood, So.	4 (1969)

Games with 100 Yards - Career

1. Tom Gatewood	13 (1969-71)
2. Golden Tate	12 (2007-)
3. Derrick Mayes	9 (1992-95)
Jeff Samardzija	9 (2003-06)
5. Maurice Stovall	7 (2002-05)
6. Jim Seymour	6 (1966-68)
Tim Brown	6 (1984-87)

- ▶ Tate has 21 career touchdown receptions (fourth all-time) and 10 this season (tied for sixth all-time). He has recorded a touchdown reception in five straight games.

Receiving Yards - Season

1. Jeff Samardzija	1249 (2005)
2. Maurice Stovall	1149 (2005)
3. Tom Gatewood	1123 (1970)
4. Jack Snow	1114 (1964)
5. Golden Tate	1080 (2008)
6. Golden Tate	1059 (2009)
7. Jeff Samardzija	1017 (2006)
8. Tim Brown	910 (1986)
9. Rhema McKnight	907 (2006)
10. Derrick Mayes	881 (1995)

Receiving Yards - Career

1. Jeff Samardzija	2593 (2003-06)
2. Derrick Mayes	2512 (1992-95)
3. Tim Brown	2493 (1984-87)
4. Tom Gatewood	2283 (1969-71)
5. Rhema McKnight	2277 (2002-06)
6. Golden Tate	2270 (2007-)
7. Maurice Stovall	2195 (2002-05)
8. Jim Seymour	2113 (1966-68)
9. Tony Hunter	1897 (1979-82)
10. Ken MacAfee	1759 (1974-77)

Receptions - Season

1. Jeff Samardzija	78 (2006)
2. Tom Gatewood	77 (1970)
Jeff Samardzija	77 (2005)
4. Maurice Stovall	69 (2005)
5. Rhema McKnight	67 (2006)
6. Golden Tate	65 (2009)
7. Jack Snow	60 (1964)
8. Golden Tate	58 (2008)
Arnaz Battle	58 (2002)
10. Darius Walker	56 (2006)

Receptions - Career

1. Jeff Samardzija	179 (2003-06)
2. Rhema McKnight	170 (2002-06)
3. Tom Gatewood	157 (1969-71)
4. Jim Seymour	138 (1966-68)
5. Tim Brown	137 (1984-87)
6. Maurice Stovall	130 (2002-05)
7. Golden Tate	129 (2007-)
Derrick Mayes	129 (1992-95)
9. Ken MacAfee	128 (1974-77)
10. Tony Hunter	120 (1979-82)

Touchdown Receptions – Season

1. Rhema McKnight	15 (2006)	1. Jeff Samardzija	27 (2003-06)
Jeff Samardzija	15 (2005)	2. Derrick Mayes	22 (1992-95)
3. Jeff Samardzija	12 (2006)	Rhema McKnight	22 (2002-06)
4. Derrick Mayes	11 (1994)	4. Golden Tate	21 (2007-)
Maurice Stovall	11 (2005)	5. Tom Gatewood	19 (1969-71)
6. Golden Tate	10 (2009)	6. Maurice Stovall	18 (2002-05)
Golden Tate	10 (2008)	7. Jim Seymour	16 (1966-68)
8. Jack Snow	9 (1964)	8. Ken MacAfee	15 (1974-77)
9. Jim Seymour	8 (1966)	9. Michael Floyd	12 (2008-)
Tom Gatewood	8 (1969)	Tim Brown	12 (1984-87)
		Bobby Brown	12 (1996-99)

Touchdown Receptions – Career

- ▶ Tate's season is even more impressive when you consider his production increased following the injury to Notre Dame's other all-star receiver Michael Floyd against Michigan State. He has lined up at six different positions this year (X, Y, Z, RB, FB and QB) to help elude double teams. Here is a graph that compares Tate's numbers over the first two games and the first half of Michigan State (with Floyd) versus the second half of the contest with the Spartans and the next five games (without Floyd). The following graph only includes receiving yards.

	Rec	Yds	TD	Rec/Gm	Yds/Catch	Yds/Gm
With Floyd	14	184	2	5.6	13.1	73.6
Without Floyd	42	743	7	7.6	17.7	135.1

- ▶ Notre Dame implemented the Leprecat offense this season and it paid dividends on the touchdown drive late in the first quarter against Washington State. The Irish went 80 yards in six plays and 59 came on the ground out of the Leprecat formation. Tate had two carries for 43 yards on the drive, including a career-long 33-yard run.

- ▶ Tate capped off a 71-yard, eight play drive with a 16-yard touchdown run, again out of the Leprecat to give Notre Dame a 16-0 lead early in the second quarter over the Cougars.

- ▶ The rushing touchdown was his second of the season and third of his career.

- ▶ Tate hauled in a spectacular 50-yard touchdown pass on the final play of the first half to give Notre Dame a 30-7 lead against Washington State.

- ▶ Tate registered two or more touchdowns in three consecutive games (USC, Boston College and Washington State).

- ▶ Tate finished the game with four receptions for 80 yards and one touchdown. He failed to become the first Irish player to record four straight 100-yard games since Tom Gatewood set the school record with five consecutive 100-yard receiving games in 1970.

- ▶ Tate was the 12th player in Irish history to ever record 3,000 career all-purpose yards. Thanks to his 134 all-purpose yards against Navy, Tate (3,540) stands eighth on the Notre Dame career list.

Most Career All-Purpose Yards

	Total	Rush	Rec.	PR	KR	Year (Opponent)
1. Julius Jones	5462	3108	250	426	1678	1999-2003
2. Atruy Denson	5327	4318	432	273	304	1995-98
3. Allen Pinkett	5259	4131	774	-	354	1982-85
4. Tim Brown	5024	442	2493	476	1613	1984-87
5. Raghbir Ismail	4187	1015	1565	336	1271	1988-90
6. Darius Walker	4065	3249	816	-	-	2004-06
7. Vagas Ferguson	3838	3742	366	-	-	1976-79
8. Golden Tate	3540	198	2270	163	909	2007-
9. Armando Allen	3358	1447	598	66	1247	2007-
10. Johnny Lattner	3116	1724	581	307	376	1951-53

- ▶ Finished the afternoon against Boston College with a career-high 11 receptions for 128 yards. His previous high was nine receptions set twice earlier this season against Michigan and Washington. The 11 receptions were the most by an Irish receiver in the series against Boston College and the fifth-most ever by an Irish receiver in a single game.

Receptions - Game

1. 14	Maurice Stovall, vs. BYU (Oct. 22, 2005)
2. 13	Jim Seymour, vs. Purdue (Sept. 24, 1966)
3. 12	Tom Gatewood, vs. Purdue (Sept. 26, 1970)
12	Bobby Brown, at Pittsburgh (Nov. 13, 1999)
5. 11	Golden Tate, vs. Boston College (Oct. 24, 2009)
11	Jim Kelly, vs. Pittsburgh (Nov. 10, 1962)
7. 10	Michael Floyd, vs. Navy (Nov. 7, 2009)
10	Michael Floyd, vs. Pittsburgh (Nov. 1, 2008)
10	Arnaz Battle, vs. Pittsburgh (Oct. 12, 2002)
10	Arnaz Battle, vs. NC State (Jan. 1, 2003)
10	Tom Gatewood, at USC (Nov. 28, 1970)
10	Tom Gatewood, vs. Michigan State (Oct. 4, 1969)
10	Jim Seymour, at Michigan State (Oct. 26, 1968)
10	Rhema McKnight, vs. Purdue (Sept. 30, 2006)

- ▶ Tate was the first Irish wideout to surpass 100 yards receiving in three consecutive games since Derrick Mayes in 1995.

- ▶ Hauled in a 11-yard touchdown pass from junior QB Jimmy Clausen with 36 seconds remaining in the first half to give the Irish a 13-9 lead at halftime over Boston College.
- ▶ Tate hooked up with Clausen with 8:12 remaining in the fourth quarter on a 36-yard touchdown reception to give the Irish a 20-16 lead.
- ▶ Tate recorded his first kickoff return of the season on the opening kick of the second half against USC. He returned it 24 yards. Tate totaled 62 yards on three kick returns on the day, moving him past Allen Rossum (1994-97) into eight place on the Notre Dame career list for kickoff return yards with 909.

Kickoff Return Yards - Career

1. Julius Jones	72-1678 (1999-2001, '03)	1. Julius Jones	2104 (1678, 426); 1999-03
2. Tim Brown	69-1613 (1984-87)	2. Tim Brown	2089 (1613, 476); 1984-87
3. Raghbir Ismail	46-1271 (1988-90)	3. Vontez Duff	1955 (1230, 725); 2000-03
4. Armando Allen	54-1247 (2007-)	4. Raghbir Ismail	1607 (1271, 336); 1988-90
5. Vontez Duff	47-1230 (2000-03)	5. Allen Rossum	1318 (891, 427); 1994-97
6. Tony Driver	47-1083 (1997-2000)	6. Armando Allen	1313 (1247, 66); 2007-
7. Jim Stone	49-1079 (1977-80)	7. Tony Driver	1083 (1083, 0); 1997-00
8. Golden Tate	44-909 (2007-)	8. Jim Stone	1079 (1079, 0); 1977-80
9. Allen Rossum	29-891 (1994-97)	9. Golden Tate	1072 (909, 163); 2007-
10. Emmett Mosley	30-778 (1993-96)		
Clint Johnson	27-778 (1990-93)		

- ▶ Tate hooked up with junior QB Jimmy Clausen for a 45-yard touchdown pass with 5:18 to go in the third quarter to cut the USC lead to 20-14.
- ▶ Tate added his second touchdown reception of the game with 7:28 left in regulation to cut the Trojans' lead to 34-27.
- ▶ Tate registered a career-best 275 all-purpose yards against Washington. It was the most all-purpose yards by an Irish player since Tim Brown had 294 against Boston College in 1987.

Most All-Purpose Yards In Single-Game History

	Total	Rush	Rec.	PR	KR	Year (Opponent)
1. Willie Maher	361	107	-	80	174	1923 (Kalamazoo)
2. George Gipp	357	150	-	50	157	1920 (Army)
3. Tim Brown	294	15	126	21	132	1987 (Boston College)
4. Tim Brown	284	19	184	-	81	1986 (Navy)
5. Jim Seymour	276	-	276	-	-	1966 (Purdue)
6. Golden Tate	275	31	244	-	-	2009 (Washington)
Tim Brown	275	-4	72	150	57	1987 (Michigan State)
8. Raghbir Ismail	268	100	24	-	144	1990 (Miami, Fla.)
9. Vagas Ferguson	263	255	8	-	-	1978 (Georgia Tech)
10. Phil Carter	257	254	3	-	-	1980 (Michigan State)

- ▶ Tate finished the game against Washington with a career-best 244 yards receiving on a then career-high tying nine receptions. The 244 yards are the fourth most by an FBS receiver this season.

FBS Receiving Yards - Game

Name, School	Opponent	Rec.	Yards	TDs
1. Freddie Barnes, Bowling Green	vs. Kent State	22	278	3
2. Jordan Shipley, Texas	vs. UCF	11	273	1
3. DeMarco Sampson, San Diego State	vs. Colorado State	15	257	3
4. Golden Tate, Notre Dame	vs. Washington	9	244	1
5. Stephen Williams, Toledo	vs. Ball State	10	231	2

- ▶ Tate eclipsed 200 yards receiving midway through the third quarter. He became the sixth Irish wideout to ever surpass 200 yards receiving and first since Maurice Stovall against BYU in 2005.
- ▶ The 244 yards receiving are the second most in single-game Irish school history and the most since Jim Seymour set the school record with 276 yards receiving against Purdue in 1966.

Receiving Yards - Game

1. Jim Seymour	276	vs. Purdue, Sept. 24, 1966
2. Golden Tate	244	vs. Washington, Oct. 3, 2009
3. Jack Snow	217	at Wisconsin, Sept. 26, 1964
4. Bobby Brown	208	at Pittsburgh, Nov. 13, 1999
Jim Morse	208	at USC, Nov. 26, 1955
6. Maurice Stovall	207	vs. Brigham Young, Oct. 22, 2005
7. Tom Gatewood	192	vs. Purdue, Sept. 26, 1970
8. Jeff Samardzija	191	at Stanford, Nov. 26, 2005
9. Michael Floyd	189	vs. Nevada, Sept. 5, 2009
10. Tim Brown	184	vs. Navy, Nov. 1, 1986

- ▶ Tate's 27.1 yards per catch average ranked as the eighth-best in single-game Irish school history. Tate now has three of the top eight games in school history in that category.

Yards per Reception - Game (min. 4 rec.)

1. Michael Floyd	(4 for 189) 47.3	vs. Nevada, Sept. 5, 2009
2. Jim Morse	(5 for 208) 41.6	at USC, Nov. 26, 1955 (NCAA record)
3. Golden Tate	(4 for 127) 31.8	vs. Michigan, Sept. 13, 2008
4. John Carlson	(4 for 121) 30.3	at Michigan State, Sept. 23, 2006
Rhema McKnight	(4 for 121) 30.3	at Boston College, Oct. 25, 2003
6. Golden Tate	(6 for 177) 29.5	vs. Hawai'i (Hawai'i Bowl, Dec. 24, 2008)
Jeff Samardzija	(6 for 177) 29.5	vs. North Carolina, Nov. 4, 2006
8. Golden Tate	(9 for 244) 27.1	vs. Washington, Oct. 3, 2009
9. Tim Brown	(7 for 184) 26.3	vs. Navy, Nov. 1, 1986
10. Tony Hunter	(5 for 131) 26.2	vs. USC, Oct. 20, 1979

- ▶ Tate ripped off a 31-yard rush on a reverse on Notre Dame's first offensive play from scrimmage against Washington.
- ▶ Hauled in a 67-yard touchdown catch from Clausen with 3:27 remaining in the first half to give Notre Dame a 16-14 lead over the Huskies. The 67-yard catch was the third longest of his career.
- ▶ Tate and Clausen connected on the first play of the second half. The play went for 77 yards to set up another Irish field goal. It marked Tate's longest career reception.
- ▶ Tate was used exclusively in the leprecat formation, in place of injured Irish running back Armando Allen, against Purdue.
- ▶ Tate recorded a career-high nine rushes and 55 yards, including a 14-yard touchdown run with 4:43 remaining before halftime to give the Irish a 17-7 lead.
- ▶ Tate bested his previous career-highs for carries (two at Washington in 2008) and rushing yards (24 at Michigan State in 2008) in the second quarter alone against the Boilermakers. He totaled 50 yards on six carries in the quarter.
- ▶ Tate also made his first career appearance in the backfield as a running back and promptly raced 15 yards on Notre Dame's touchdown drive to open the second quarter.
- ▶ Tate collected a 54-yard reception on Notre Dame's touchdown drive to open the third quarter against Michigan State. The reception for Tate was the fifth longest of his Irish career.
- ▶ Tate hauled in a 33-yard touchdown pass from Clausen to give the Irish a 33-30 lead with 5:18 to go in the fourth quarter.
- ▶ Tate hauled in nine catches for 115 yards against Michigan.
- ▶ Tate's nine receptions are the most by an Irish player in the all-time series with the Wolverines, besting the previous high of seven set by three different players (most recently Darius Walker in 2006).
- ▶ Tate also tied five other Irish players (most recently junior RB Robert Hughes in 2008) with the most touchdowns in a single game against the Wolverines in the series.
- ▶ Tate hooked up with Clausen to bring Notre Dame within four, 14-10, early in the second quarter.
- ▶ Tate added his second touchdown catch of the afternoon with 9:46 to go in the fourth quarter to bring the Irish within five points at 31-26.
- ▶ Tate totaled 203 all-purpose yards (177 receiving, 17 kick, nine punt) and three touchdowns in the 49-21 rout of Hawai'i in the 2008 Hawai'i Bowl. His three TDs were a career-best. One of his touchdowns went for 69 yards, which was the longest play from scrimmage on the year for the Irish and then longest of Tate's career. Tate set school bowl game records for receiving yards and receiving touchdowns.


Most All-Purpose Yards In Single-Season History

	Total	Rush	Rec.	PR	KR	Year
1. Tim Brown*	1937	254	910	75	698	1986
2. Tim Brown	1847	144	846	401	456	1987
3. Golden Tate	1754	37	1080	116	521	2008
4. Raghbir Ismail	1723	537	699	151	336	1990
5. Allen Pinkett	1682	1394	288	-	-	1983
6. Darius Walker	1658	1267	391	-	-	2006
7. Raghbir Ismail	1628	478	535	502	113	1989
8. Autry Denson	1627	1179	111	196	141	1996
9. Autry Denson	1604	1268	175	68	93	1997
10. Armando Allen	1549	585	355	66	543	2008

*Brown also holds season per game record at 176.1 (1937 in 11)

25 JONAS GRAY

Pontiac, Mich. (Detroit Country Day School)
Birthdate: 6-27-90



Halfback
50
5-10
220

Gray's Career Highs

Carries – 9, three times
Longest Rush – 19, twice
Receiving Yards – 42, at Purdue (9.26.09)
Kickoff Returns – 1, twice
Longest Kickoff Return – 5, at UNC (10.11.08)

Rushing Yards – 61, at Washington (10.25.08)
Receptions – 2, at Purdue (9.26.09)
Longest Reception – 23, at Purdue (9.26.09)
Kickoff Return Yards – 5, at UNC (10.11.08)

Gray's Season Highs

Carries – 9, twice
Longest Rush – 19, Nevada (9.5)
Receiving Yards – 42, at Purdue (9.26)

Rushing Yards – 50, Nevada (9.5)
Receptions – 2, at Purdue (9.26)
Longest Reception – 23, at Purdue (9.26)

Gray's Career Rushing Stats

Year	G-S	Att	Yds	TD	LG	Avg/C	Avg/G
2008	7-0	21	90	0	19	4.3	12.9
2009	8-1	34	119	0	19	3.5	14.9
Total	15-1	55	209	0	19	3.8	13.9

Gray's Game-by-Game

2009	Rushing						Receiving				
	Att	Yds	Avg	LG	TD	Rec	Yds	Avg	TD	LG	
NEV (9.5)	9	50	5.6	19	0	1	5	5.0	0	5	
at UM (9.12)	3	0	0.0	4	0	1	7	7.0	0	7	
MSU (9.19)	4	24	6.0	15	0	0	0	0.0	0	0	
*at PUR (9.26)	9	18	2.0	0	0	2	42	21.0	0	23	
WASH (10.3)	0	0	0.0	0	0	0	0	0.0	0	0	
USC (10.17)	0	0	0.0	0	0	0	0	0.0	0	0	
BC (10.24)	1	6	6.0	6	0	0	0	0.0	0	0	
vs. WSU (10.31)	8	29	2.6	14	0	0	0	0.0	0	0	
NAVY (11.7)										DNP	
at PITT (11.14)											
UCONN (11.21)											
at STAN (11.28)											


* - games started

Tidbits

- ▶ Gray registered his first career start against Purdue replacing the injured Armando Allen.
- ▶ Gray entered the contest against the Boilermakers with only two career receptions for 12 yards, but he hauled in a then career-long 19-yard reception on Notre Dame's initial drive of the game and added a 23-yard reception on the second drive of the evening for the Irish.

32 THEO RIDDICK

Manville, N.J. (Immaculata)
Birthdate: 5-4-91



Halfback
FR
5-10
195

Riddick's Season/Career Highs

Carries – 9, vs. Washington St. (10.31)
Longest Rush – 24, at Purdue (9.26)
Receiving Yards – 24, vs. Washington St. (10.31)
Kick Returns – 6, Washington (10.3)
Longest Kick Return – 38, Michigan St. (9.19)

Rushing Yards – 51, vs. Washington St. (10.31)
Receptions – 3, vs. Washington St. (10.31)
Longest Reception – 16, Navy (11.7)
Kick Return Yards – 129, Washington (10.3)
All-Purpose Yards – 152, Navy (11.7)

Riddick's Career Rushing Stats

Year	G-S	Att	Yds	TD	LG	Avg/C	Avg/G
2009	9-0	21	129	0	24	6.1	14.3

Riddick's Career Kickoff Return Stats

Year	No	Yds	TD	LG	Avg/R	Avg/G
2009	26	618	0	38	23.8	68.7

Riddick's Career All-Purpose Stats

Year	Rush	RCV	PR	KR	IR	Total	Avg/G
2009	129	40	0	618	0	787	87.4

Riddick's Game-by-Game

2009	Rushing						Receiving			
	Att	Yds	Avg	LG	TD	Rec	Yds	Avg	TD	LG
NEV (9.5)	5	19	3.8	9	0	0	0	0.0	0	0
at UM (9.12)	1	0	0.0	0	0	0	0	0.0	0	0
MSU (9.19)	0	0	0.0	0	0	0	0	0.0	0	0
at PUR (9.26)	1	24	24.0	24	0	0	0	0.0	0	0
WASH (10.3)	0	0	0.0	0	0	0	0	0.0	0	0
USC (10.17)	0	0	0.0	0	0	0	0	0.0	0	0
BC (10.24)	0	0	0.0	0	0	0	0	0.0	0	0
vs. WSU (10.31)	9	51	5.7	14	0	3	24	8.0	0	12
NAVY (11.7)	5	35	7.0	18	0	1	16	16.0	0	16
at PITT (11.14)										
UCONN (11.21)										
at STAN (11.28)										

* - games started

Riddick's Game-by-Game

2009	Kick Returns				
	Att	Yds	Avg	LG	TD
NEV (9.5)	1	23	23.0	23	0
at UM (9.12)	1	23	23.0	23	0
MSU (9.19)	4	107	26.8	38	0
at PUR (9.26)	4	96	24.0	35	0
WASH (10.3)	6	129	21.5	27	0
USC (10.17)	2	48	24.0	31	0
BC (10.24)	2	50	25.0	26	0
vs. WSU (10.31)	2	41	20.5	21	0
NAVY (11.7)	4	101	25.3	28	0
at PITT (11.14)					
UCONN (11.21)					
at STAN (11.28)					

Tidbits

- ▶ Riddick registered a game-high and career-high 152 all-purpose yards against Navy.
- ▶ Over his last two games, Riddick is averaging 139.0 all-purpose yards per contest.
- ▶ Riddick's 23.8 yards per kickoff return ranks 64th-best in the FBS. It also ranks as the 12th-best total of any true freshman kick returner in the nation.

Player	KR	KR Yds	TDs	Avg	Ret/Gm
Jesse Grandy, Mississippi	16	481	2	30.06	2.00
Warren Norman, Vanderbilt	35	951	3	27.17	3.50
Matt Brown, Temple	10	265	0	26.50	1.43
Eric Stephens, Texas Tech	21	543	0	25.86	2.33
Eric Williams, Ball St.	24	610	0	25.42	2.67
David Oku, Tennessee	22	547	0	24.86	2.44
Onterio McCalebb, Auburn	11	272	0	24.73	1.38
Conner Vernon, Duke	12	295	0	24.58	1.50
Kerwynn Williams, Utah St.	33	809	0	24.52	4.13
Marlon McClure, UTEP	24	574	0	23.92	3.43
Lyle Fitte, Louisiana Tech	15	357	0	23.80	1.67
Theo Riddick, Notre Dame	26	618	0	23.77	2.89

33 ROBERT HUGHES



Chicago, Ill. (Hubbard)
Birthdate: 6-21-89

Halfback

JR

5-11

234

Hughes' Career Highs

Carries – 24, vs. Washington State (10.31.09)

Longest Rush – 45, at Stanford (11.24.07)

Kickoff Returns – 2, twice

Longest Kick Return – 15, Michigan State (9.22.07)

Receiving Yards – 59, Navy (11.7.09)

All-Purpose Yards – 182, Washington State (10.31.09)

Rushing Yards – 136, at Stanford (11.24.07)

Rushing TDs – 2, Michigan (9.13.08)

Kickoff Return Yards – 18, at Purdue (9.29.07)

Receptions – 6, Navy (11.7.09)

Longest Reception – 30, Navy (11.7.09)

Hughes' Season Highs

Carries – 24, Washington State (10.31)

Longest Rush – 37, Washington (10.3)

Receiving Yards – 59, Navy (11.7)

All-Purpose Yards – 182, Washington State (10.31)

Rushing Yards – 131, Washington State (10.31)

Receptions – 6, Navy (11.7)

Longest Reception – 30, Navy (11.7)

Hughes' Career Rushing Stats

Year	G-S	Att	Yds	TD	LG	Avg/C	Avg/G
2007	11-1	53	294	4	45	5.5	26.7
2008	12-3	112	382	4	18	3.4	31.8
2009	9-2	71	331	5	37	4.7	36.8
Total	32-6	236	1007	13	45	4.3	31.5

Hughes' Career Receiving Stats

Year	G-S	Rec	Yds	TD	LG	Rec/G	Avg/C	Avg/G
2007	11-1	3	17	0	13	0.3	5.7	1.5
2008	12-3	14	93	0	15	1.2	6.6	7.8
2009	9-2	15	143	0	30	1.7	9.5	15.9
Total	32-6	32	253	0	30	1.0	7.9	7.9

Hughes' Game-by-Game

2009	Rushing					Receiving				
	Att	Yds	Avg	LG	TD	Rec	Yds	Avg	TD	LG
NEV (9.5)	6	20	3.3	8	0	0	0	0.0	0	0
at UM (9.12)	1	0	0.0	0	0	0	0	0.0	0	0
MSU (9.19)	0	0	0.0	0	0	1	-1	-1.0	0	-1
at PUR (9.26)	15	68	4.5	20	1	3	9	3.0	0	5
WASH (10.3)	8	70	8.8	37	1	1	25	25.0	0	25
USC (10.17)	6	17	2.8	7	1	0	0	0.0	0	0
BC (10.24)	4	5	1.2	3	0	0	0	0.0	0	0
*vs. WSU (10.31)	24	131	5.5	18	1	4	51	12.8	0	16
*NAVY (11.7)	7	20	2.9	13	1	6	59	9.8	0	30
at PITT (11.14)										
UCONN (11.21)										
at STAN (11.28)										

* - games started

Tidbits

- ▶ Hughes registered his fifth rushing touchdown of the season and the 13th of his career last week against Navy.
- ▶ Hughes' one-yard TD plunge with 5:03 to go in the third quarter cut the Navy lead to 14-7.
- ▶ Hughes has recorded a touchdown run in five of Notre Dame's last six games.
- ▶ Hughes also set new career-bests with six receptions and 59 yards receiving.
- ▶ Gave the Irish a 23-0 lead with 4:05 left before halftime against Washington State with a one-yard touchdown plunge.
- ▶ Hughes finished the night with 131 yards on 24 carries. The 131 yards is the second-most in his career (Hughes ran for 136 against Stanford in 2007). The 24 carries was a career-best. Hughes also totaled 51 yards receiving, four receptions and a career-best 182 all-purpose yards.
- ▶ Hughes has recorded a trio of 100-yard career rushing games and one multi-touchdown game in his career.
- ▶ Hughes plunged ahead from two-yards out with 1:04 remaining in the first quarter to tie the score with USC, 7-7.
- ▶ Hughes recorded a 25-yard reception with 14:51 remaining in the fourth quarter against Washington. He added a 37-yard rush on the same drive (the second longest carry of his career). Hughes totaled 53 yards on the 93-yard drive (which resulted in just a field goal).

- ▶ Hughes scored Notre Dame's eventual gamewinning touchdown in overtime against the Huskies and also added the two-point conversion late in the fourth quarter to give the Irish a 33-30 lead.
- ▶ Hughes capped off a 73-yard scoring drive against Purdue with a two-yard touchdown plunge with 10:43 to go before halftime to give the Irish a 10-7 lead. He had just 20 yards on seven carries entering the game, but Hughes had four carries for 37 yards on the scoring drive.
- ▶ Hughes took over the starting fullback duties for the injured James Aldridge, but when Aldridge returned to the lineup, Hughes moved back to tail back.

34 JAMES ALDRIDGE



St. Louis, Mo. (Merrillville, Ind.)
Birthdate: 7-6-87

Fullback

SR

6-0

225

Aldridge's Career Highs

Carries – 32, Navy (11.3.07)

Longest Rush – 43, Michigan State (9.22.07)

Receptions – 3, at UCLA (10.6.07)

Longest Reception – 11, at UCLA (10.6.07)

Kickoff Return Yards – 15, Syracuse (11.22.08)

Rushing Yards – 125, Navy (11.3.07)

Rushing TDs – 2, at Washington (10.25.08)

Receiving Yards – 18, at UCLA (10.6.07)

Kickoff Returns – 1, Syracuse (11.22.08)

Longest Kickoff Return – 15, Syracuse (11.22.08)

Aldridge's Season Highs

Carries – 3, Nevada (9.5)

Longest Rush – 9, Nevada (9.5)

Rushing Yards – 13, Nevada (9.5)

Aldridge's Career Rushing Stats

Year	G-S	Att	Yds	TD	LG	Avg/C	Avg/G
2006	7-0	37	142	0	13	3.8	20.3
2007	11-5	121	463	0	43	3.8	42.1
2008	12-1	91	357	3	19	3.9	29.8
2009	3-0	5	15	0	9	3.0	5.0
Total	33-6	254	977	3	43	3.8	29.6

Aldridge's Career Receiving Stats

Year	G-S	Rec	Yds	TD	LG	Rec/G	Avg/C	Avg/G
2006	7-0	0	0	0	0	0.0	0.0	0.0
2007	11-5	5	30	0	11	0.5	6.0	2.7
2008	12-1	3	1	0	6	0.2	0.3	0.1
2009	3-0	0	0	0	0	0.0	0.0	0.0
Total	33-6	8	31	0	11	0.2	3.9	0.9

Aldridge's Game-by-Game

2009	Rushing					Receiving				
	Att	Yds	Avg	LG	TD	Rec	Yds	Avg	TD	LG
NEV (9.5)	3	13	4.3	9	0	0	0	0.0	0	0
at UM (9.12)										
MSU (9.19)										
at PUR (9.26)										
WASH (10.3)										
USC (10.17)	2	2	1.0	2	0	0	0	0.0	0	0
BC (10.24)										
vs. WSU (10.31)	0	0	0.0	0	0	0	0	0.0	0	0
NAVY (11.7)										
at PITT (11.14)										
UCONN (11.21)										
at STAN (11.28)										

* - games started

Tidbits

- ▶ Aldridge missed the Michigan, Michigan State, Purdue and Washington games due to an injured shoulder.
- ▶ Aldridge returned from injury against USC.
- ▶ Aldridge has eclipsed 100 rushing yards in a game twice in his career and has averaged at least 5.0 yards per carry in eight contests.
- ▶ Aldridge moved to fullback in spring drills and opens training camp as the starter.

55 ERIC OLSEN

Staten Island, N.Y. (Brooklyn Poly Prep)
Birthdate: 6-16-88



Center/Guard	SR	6-5	305
--------------	----	-----	-----

Awards & Honors

- ▶ Irish Offensive Co-Captain
- ▶ Lombardi Award Watch List
- ▶ *Sporting News* Preseason Third Team All-American
- ▶ Phil Steele's #25 OG

Tidbits

- ▶ Olsen has not allowed a sack all season.
- ▶ Olsen is one of four Irish captains.
- ▶ Fiesty and aggressive lineman has the second-longest consecutive games started streak on the roster and has started the third-most games of any Irish player on the roster.
- ▶ Started 28 consecutive contests (19 at left guard, nine at center) and played in 41 games in his career.
- ▶ One of the leaders of the offensive line and moves to center from left guard for his senior year.
- ▶ One of four returning starters on the offensive line and one of six linemen with starting experience.

59 CHRIS STEWART

Spring, Texas (Klein)
Birthdate: 9-12-87



Offensive Guard	SR	6-5	330
-----------------	----	-----	-----

Awards & Honors

- ▶ 2009 Academic All-District 5
- ▶ Phil Steele's #13 OG

Tidbits

- ▶ Settled in nicely at offensive guard for the Irish in 2008 after bouncing around in different positions for his first two seasons.
- ▶ Began Notre Dame career as an offensive lineman but tried playing defensive line during spring of 2007 before returning to offensive line during '07 training camp.
- ▶ Played in 25 games over the past three seasons and started 19 games (10 in 2008 and all nine this season).
- ▶ Moved from right guard to left guard in 2009 and opened the season as the starter.

72 PAUL DUNCAN

Dallas, Ga. (East Paulding)
Birthdate: 6-18-87



Offensive Tackle	SR	6-7	315
------------------	----	-----	-----

Tidbits

- ▶ Veteran member of the offensive line and one of two players who returns for a fifth year on the offensive side of the ball.
- ▶ Enjoyed a solid spring practice and enters 2009 as the starter at left tackle.
- ▶ Started 21 of 38 career games played for the Irish including 11 starts at left tackle and 10 starts at right tackle (started 12 games in 2007).
- ▶ One of six members of the Irish offensive line in 2009 with starting experience.

74 SAM YOUNG

Coral Springs, Fla. (St. Thomas Aquinas)
Birthdate: 6-24-87



Offensive Tackle	SR	6-8	320
------------------	----	-----	-----

Awards & Honors

- ▶ Irish Leadership Committee
- ▶ Outland Trophy Watch List
- ▶ Phil Steele's #4 OT
- ▶ Phil Steele Preseason Second Team All-American
- ▶ Lombardi Award Watch List
- ▶ Lindy's #7 OT

Tidbits

- ▶ Young allowed his first sack of the season last week against Navy.
- ▶ Serves on the Irish Leadership Committee.
- ▶ Notre Dame's top returning offensive lineman enters his final season with the possibility of setting the school record for most starts in a career.
- ▶ Has started all 47 games of his career and is the only Notre Dame offensive lineman to have started every game since his freshman year.
- ▶ His 47 career starts rank third on the all-time list for career starts at Notre Dame. Former SS Tom Zbikowski (2004-07) and Maurice Crum, Jr. (2005-09) head the list with 48 career starts.

Name	Career Starts	Career
Tom Zbikowski	48	2004-07
Maurice Crum, Jr.	48	2005-08
Sam Young	47	2006-present
Brady Quinn	46	2003-06
Ryan Harris	45	2003-06

- ▶ Became the first Irish offensive lineman to make his debut as a freshman in the season opener since freshmen regained eligibility in 1972.
- ▶ Veteran leader of the offense has more starts under his belt than any other player on the roster.
- ▶ Started 37 games at right tackle and 10 games at left tackle in his career.
- ▶ Started his first 25 games at Notre Dame, all 13 games in 2008 and the first nine games of 2009 at right tackle.
- ▶ One of four returning starters on the offensive line in 2009.

78 TREVOR ROBINSON

Elkhorn, Neb. (Elkhorn)
Birthdate: 5-16-90



Offensive Guard	SO	6-5	305
-----------------	----	-----	-----

Tidbits

- ▶ Strong, versatile offensive lineman has already appeared in 19 games early on in his Notre Dame career.
- ▶ Started the first eight games this season before missing the Navy contest with an injury.
- ▶ Registered three starts as a freshman, logging 190:07 of playing time and making 23 appearances on special teams.
- ▶ Missed spring practice while recovering from an injury but opens 2009 as the starter at right guard.

82 ROBBY PARRIS

Olmstead Falls, Ohio (St. Ignatius)
 Birthdate: 12-3-87



Wide Receiver

SR

6-3

205

Parris' Career Highs

Receptions – 9, USC (10.17.09)

Longest Reception – 35, at Penn State (9.8.07)

Receiving Yards – 94, Boston College (10.13.07)

Receiving TDs – 1, twice

Parris' Season Highs

Receptions – 9, USC (10.17)

Longest Reception – 26, Washington (10.3)

Receiving Yards – 92, USC (10.17)

Receiving TDs – 1, Michigan State (9.19)

Parris' Career Stats

Year	G-S	Rec	Yds	TD	LG	Rec/G	Avg/C	Avg/G
2006	6-0	1	7	0	7	0.2	7.0	1.2
2007	12-4	29	361	1	35	2.4	12.4	30.1
2008	7-0	9	50	0	12	1.3	5.6	7.1
2009	8-5	22	210	1	26	2.8	9.5	26.2
Total	33-9	61	628	2	35	1.8	10.3	19.0

Parris' Game-by-Game

2009	Rec	Yds	Avg	TD	LG
NEV (9.5)	1	10	10.0	0	10
at UM (9.12)	0	0	0.0	0	0
*MSU (9.19)	3	16	5.3	1	6
at PUR (9.26)	1	15	15.0	0	15
*WASH (10.3)	2	46	23.0	0	26
*USC (10.17)	9	92	10.2	0	25
*BC (10.24)	1	3	3.0	0	3
vs. WSU (10.31)			DNP - injury		
*NAVY (11.7)	5	28	5.6	0	11
at PITT (11.14)					
UCONN (11.21)					
at STAN (11.28)					

* - games started

Tidbits

- Parris missed the Washington State game due to an injury.
- Parris hauled in a career-high nine receptions against USC. He also registered 92 yards receiving, which is the second-most in his career. Parris has registered four first down receptions on third down plays. In fact, of his 21 catches this season, six have produced an Irish first down on third or fourth down, including a trio of third or fourth and 10+ plays.
- Parris had two receptions for 46 yards in the victory over Washington. He had a pair of 20+ yard catches, including a 26-yard grab.
- Recorded his first touchdown reception of 2009 and the second of his career against Michigan State. His touchdown gave the Irish a 23-17 lead with 11:49 to go in the third quarter.
- Parris had just one catch against Purdue, but it could not have come at a better time. He hauled in a 15-yard reception on third down and 14 to give the Irish a critical first down on their gamewinning drive in the waning minutes.

83 MIKE RAGONE

Camden, N.J. (Camden Catholic)
 Birthdate: 2-18-88



Tight End

JR

6-5

251

Ragone's Season/Career Highs

Receptions – 2, Navy (11.7.09)

Longest Reception – 30, Navy (11.7.09)

Receiving Yards – 33, Navy (11.7.09)

Ragone's Career Stats

Year	G-S	Rec	Yds	TD	LG	Rec/G	Avg/C	Avg/G
2007	11-0	1	7	0	7	0.1	7.0	0.6
2008		DNP						
2009	9-3	3	39	0	30	0.3	13.0	4.3
Total	20-3	4	46	0	30	0.2	11.5	2.3

Ragone's Game-by-Game

2009	Rec	Yds	Avg	TD	LG
*NEV (9.5)	0	0	0.0	0	0
at UM (9.12)	0	0	0.0	0	0
MSU (9.19)	0	0	0.0	0	0
*at PUR (9.26)	0	0	0.0	0	0
WASH (10.3)	0	0	0.0	0	0
USC (10.17)	0	0	0.0	0	0
BC (10.24)	0	0	0.0	0	0
*vs. WSU (10.31)	1	6	6.0	0	6
NAVY (11.7)	2	33	16.5	0	30
at PITT (11.14)					
UCONN (11.21)					
at STAN (11.28)					

* - games started

Tidbits

- After picking up one reception over the first eight games of the season, Ragone hauled in two catches for 33 yards, including a career-best 30-yard snag against Navy.
- Made an incredible hustle to play to deny Washington State two points. Ragone chased down a Cougar some 85 yards following a blocked Irish extra-point attempt.
- Made first career start against Nevada in the season opener.
- Has made 24 special teams appearances in 2009.

2 DARRIN WALLS

Pittsburgh, Pa. (Woodland Hills)
Birthdate: 6-20-88



Cornerback	SR	6-2	190
------------	----	-----	-----

5 MANTI TE'O

Laie, Hawai'i (Punahou)
Birthdate: 1-26-91



Linebacker	FR	6-2	244
------------	----	-----	-----

Walls' Career Highs
Total Tackles – 7, at Michigan (9.12.09) **Solo Tackles** – 4, twice
Assisted Tackles – 4, Duke (11.17.07) **Tackles For Loss** – 2.0, Navy (11.3.07)
Interceptions – 1, twice **Longest INT Return** – 73, at Penn State (9.8.07)
INT Return TD – 73, at Penn State (9.8.07) **Forced Fumbles** – 1, twice
Pass Breakups – 2, twice

Walls' Season Highs
Total Tackles – 7, at Michigan (9.12) **Solo Tackles** – 4, at Michigan (9.12)
Assisted Tackles – 3, at Michigan (9.12) **Tackles For Loss** – 1.0, at Michigan (9.12)
Pass Breakups – 1, four times **Interceptions** – 1, at Purdue (9.26)
Longest INT Return – 2, at Purdue (9.26)

Walls' Career Stats

Year	G-S	Tackles					Fumbles				
		TT	UT	AT	TFL	Scks	FF	FR	PBU	INT	
2006	8-2	4	4	0	0.0-0	0.0-0	0	0-0	1	0-0	
2007	12-11	32	23	9	2.5-17	0.0-0	2	0-0	9	1-73	
2008					DNP						
2009	9-5	17	11	6	1.0-1	0.0-0	0	0-0	4	1-2	
Total	29-18	53	38	15	3.5-18	0.0-0	2	0-0	14	2-75	

Year	No.	Kickoff			Punt					
		Yards	Avg.	TD	LG	No.	Yards	Avg.	TD	LG
2006	5	84	16.8	0	28	0	0	0.0	0	0

Walls' Game-by-Game

2009	TT	UT	AT	TFL	Scks	FF	FR	PBU	INT
NEV (9.5)	0	0	0	0.0-0	0.0-0	0	0	0	0
*at UM (9.12)	7	4	3	1.0-1	0.0-0	0	0	1	0
*MSU (9.19)	2	2	0	0.0-0	0.0-0	0	0	1	0
*at PUR (9.26)	2	1	1	0.0-0	0.0-0	0	0	0	1-2
*WASH (10.3)	1	1	0	0.0-0	0.0-0	0	0	0	0
*USC (10.17)	4	2	2	0.0-0	0.0-0	0	0	1	0
BC (10.24)	1	1	0	0.0-0	0.0-0	0	0	1	0
vs. WSU (10.31)	0	0	0	0.0-0	0.0-0	0	0	0	0
NAVY (11.7)	0	0	0	0.0-0	0.0-0	0	0	0	0
at PITT (11.14)									
UCONN (11.21)									
at STAN (11.28)									

* - games started

Tidbits

- ▶ One of the top defensive players on the Irish roster looks to continue his growth from his first two years of action.
- ▶ Started at left cornerback as a sophomore (2007) and was used in nickel situations during freshman season (2006) before leaving school for personal reasons in 2008.
- ▶ Walls registered his first interception of 2009 and the second of his career on a key fourth down stop against Purdue.
- ▶ Set a career-high with seven tackles against Michigan. Walls also equaled his career-best total for solo stops with four.

Te'o's Career/Season Highs
Total Tackles – 10, Washington (10.3) **Solo Tackles** – 4, USC (10.17)
Assisted Tackles – 8, Washington (10.3) **Tackles For Loss** – 2.5, Boston College (10.24)
Sacks – 1.0, at Purdue (9.26)

Te'o's Career Stats

Year	G-S	Tackles			TFL	Fumbles				
		TT	UT	AT		Scks	FF	FR	PBU	INT
2009	9-7	41	16	25	4.5-24	1.0-12	0	0-0	1	0-0

Te'o's Game-by-Game

2009	TT	UT	AT	TFL	Scks	FF	FR	PBU	INT
NEV (9.5)	2	2	0	0.0-0	0.0-0	0	0	0	0
*at UM (9.12)	2	1	1	1.0-2	0.0-0	0	0	0	0
MSU (9.19)	1	0	1	0.0-0	0.0-0	0	0	0	0
*at PUR (9.26)	1	1	0	1.0-12	1.0-12	0	0	0	0
*WASH (10.3)	10	2	8	0.0-0	0.0-0	0	0	0	0
*USC (10.17)	8	4	4	0.0-0	0.0-0	0	0	0	0
*BC (10.24)	9	2	7	2.5-10	0.0-0	0	0	1	0
*vs. WSU (10.31)	3	2	1	0.0-0	0.0-0	0	0	0	0
*NAVY (11.7)	5	2	3	0.0-0	0.0-0	0	0	0	0
at PITT (11.14)									
UCONN (11.21)									
at STAN (11.28)									

* - games started

Tidbits

- ▶ Te'o has recorded 41 tackles this season, including 35 in the last five games (all starts). With his five tackles against Navy, he became the 10th freshman to ever register 40 tackles in a single season. Here is that exclusive list:

Tackles - Season - Freshman

1. Bob Golic, LB	1975	82
2. Ross Browner, DE	1973	68
3. Mike Kovaleski, LB	1983	62
4. Randy Harrison, FS	1974	57
5. Kory Minor, LB	1995	47
*Steve Niehaus, DT	1972	47
7. Ian Williams, DT	2007	45
8. Mark Zavagnin, LB	1979	43
Tim Marshall, DT	1980	43
10. Manti Te'o, LB	2009	41

* played just four games before injury ended season

- ▶ Te'o has recorded 35 tackles since becoming a full-time starter against Washington, leading the team over the five-game span.
- ▶ Te'o made nine tackles, including 2.5 for loss, and even added his first career pass breakup in the victory over Boston College.
- ▶ Te'o registered eight tackles, four solo, in the loss to USC. He totaled 27 tackles, 9.0 per game, against Washington, USC and Boston College.
- ▶ Te'o recorded a career-best 10 tackles in the victory over Washington. He became the first Irish freshman to record 10 or more tackles since Ian Williams had 11 against Navy in 2007.
- ▶ Te'o registered a solo tackle on his first career defensive play against Nevada.
- ▶ Te'o collected his first career start in an Irish uniform against Michigan. He became the first Notre Dame freshman to start at linebacker since Brian Smith in 2007. Te'o picked up his first tackle for loss against the Wolverines.
- ▶ Te'o recorded his first career sack with 16 seconds left deep in Purdue territory to help secure Notre Dame's 24-21 victory over the Boilermakers.

8 RAESHON MCNEIL



Cooleemee, N.C. (Davie County)
Birthdate: 12-25-87

Cornerback

SR

6-0

190

9 ETHAN JOHNSON



Portland, Ore. (Lincoln)
Birthdate: 12-18-89

Defensive Tackle

SO

6-4

280

McNeil's Career Highs

Total Tackles – 6, twice

Assisted Tackles – 4, Syracuse (11.22.08)

Sacks – 1.0, at Stanford (11.24.07)

INT Return Yards – 47, Pittsburgh (11.8.08)

Pass Breakups – 3, at Boston College (11.8.08)

Solo Tackles – 5, at North Carolina (10.11.08)

Tackles For Loss – 1.0, at Stanford (11.24.07)

Interceptions – 2, Pittsburgh (11.8.08)

Longest INT Return – 43, Pittsburgh (11.8.08)

McNeil's Season Highs

Total Tackles – 5, at Michigan (9.12)

Assisted Tackles – 1, twice

Solo Tackles – 4, at Michigan (9.12)

McNeil's Career Stats

Year	G-S	Tackles				Fumbles				
		TT	UT	AT	TFL	Scks	FF	FR	PBU	INT
2006	11-0	4	2	2	0.0-0	0.0-0	0	0-0	0	0-0
2007	11-1	9	6	3	1.0-10	1.0-10	0	0-0	3	0-0
2008	13-13	41	28	13	0.0-0	0.0-0	0	0-0	11	2-47
2009	9-1	8	6	2	0.0-0	0.0-0	0	0-0	0	0-0
Total	44-15	62	42	20	1.0-10	1.0-10	0	0-0	14	2-47

McNeil's Game-by-Game

2009	TT	UT	AT	TFL	Scks	FF	FR	PBU	INT
*NEV (9.5)	0	0	0	0.0-0	0.0-0	0	0	0	0
at UM (9.12)	5	4	1	0.0-0	0.0-0	0	0	0	0
MSU (9.19)	0	0	0	0.0-0	0.0-0	0	0	0	0
at PUR (9.26)	0	0	0	0.0-0	0.0-0	0	0	0	0
WASH (10.3)	1	0	1	0.0-0	0.0-0	0	0	0	0
USC (10.17)	0	0	0	0.0-0	0.0-0	0	0	0	0
BC (10.24)	1	1	0	0.0-0	0.0-0	0	0	0	0
vs. WSU (10.31)	1	1	0	0.0-0	0.0-0	0	0	0	0
NAVY (11.7)	0	0	0	0.0-0	0.0-0	0	0	0	0
at PITT (11.14)									
UCONN (11.21)									
at STAN (11.28)									

* - games started

Tidbits

- ▶ McNeil saw his starting streak of 14 consecutive games come to an end against Michigan. He had started every game for the Irish since the season opener of 2008.
- ▶ Ranks 11th all-time in passes broken up following a stellar 2008 campaign in which he recorded the third-most breakups in a season in school history.
- ▶ McNeil registered the most PBUs by an Irish player since Dave Waymer had 12 in 1978.

Passes Broken Up - Season

1.	Clarence Ellis	13 (1969)
2.	Dave Waymer	12 (1978)
3.	Raeshon McNeil	11 (2008)
	Tom Schoen	11 (1967)
	Luther Bradley	11 (1973)
6.	Dennis Phillips	10 (1963)
	Tony Carey	10 (1964)
	Tom Longo	10 (1964)
	David Martin	10 (1966)
	Thomas O'Leary	10 (1966)
	Ralph Stepaniak	10 (1969)

- ▶ Quality special teams player for the Irish who has made 205 special-teams appearances.
- ▶ McNeil led Notre Dame in 2008 with 11 pass breakups, including two in the victory over Michigan, and 13 passes defended (11 PBUs and two INT).

Johnson's Career Highs

Total Tackles – 5, twice

Assisted Tackles – 3, Michigan State (9.19.09)

Tackles For Loss – 2.0, twice

Pass Breakups – 2, at Michigan State (9.20.08)

Forced Fumbles – 1, Washington (10.3.09)

Solo Tackles – 5, at USC (11.29.08)

QB Hurries – 2, twice

Sacks – 2.0, vs. Hawai'i (12.24.08)

Blocked Kicks – 1, Michigan State (9.19.09)

Fumble Recovery – 1, twice

Johnson's Season Highs

Total Tackles – 5, Washington (10.3)

Assisted Tackles – 3, Michigan State (9.19)

Sacks – 1.5, vs. Washington State (10.31)

Pass Breakups – 1, USC (10.17)

Fumble Recovery – 1, twice

Solo Tackles – 3, twice

Tackles For Loss – 2.0, Washington (10.3)

Blocked Kicks – 1, Michigan State (9.19)

Forced Fumbles – 1, Washington (10.3)

QB Hurries – 2, twice

Johnson's Career Stats

Year	G-S	Tackles				Fumbles				
		TT	UT	AT	TFL	Scks	FF	FR	PBU	INT
2008	13-4	18	9	9	5.0-21	3.5-17	0	0-0	2	0-0
2009	9-8	22	10	12	5.0-27	3.0-22	1	2-0	1	0-0
Total	22-12	40	19	21	10.0-48	6.5-39	1	2-0	3	0-0

Johnson's Game-by-Game

2009	TT	UT	AT	TFL	Scks	FF	FR	PBU	INT
*NEV (9.5)	2	1	1	0.0-0	0.0-0	0	0	0	0
*at UM (9.12)	4	3	1	1.0-4	0.0-0	0	0	0	0
*MSU (9.19)	3	0	3	0.0-0	0.0-0	0	0	0	0
*at PUR (9.26)	2	2	0	0.0-0	0.0-0	0	1	0	0
*WASH (10.3)	5	3	2	2.0-7	1.0-6	1	0	0	0
*USC (10.17)	2	0	2	0.5-2	0.5-2	0	0	1	0
*BC (10.24)	1	0	1	0.0-0	0.0-0	0	1	0	0
*vs. WSU (10.31)	3	1	2	1.5-14	1.5-14	0	0	0	0
NAVY (11.7)	0	0	0	0.0-0	0.0-0	0	0	0	0
at PITT (11.14)									
UCONN (11.21)									
at STAN (11.28)									


* - games started

Tidbits

- ▶ Johnson put together one of his better performances of the season in the rout of Washington State. He totaled three tackles, including 1.5 for loss. Johnson also added 1.5 sacks.
- ▶ Johnson collected 11 tackles over Notre Dame's first four games, but just one for loss. Over the next four games, he has 11 tackles, but four for loss, including three sacks. Johnson has a sack in three of the last five games for the Irish.
- ▶ Johnson picked up another sack, this time assisted, in the loss to USC.
- ▶ Johnson recorded a season-high five tackles, including three solo and two for loss, in the victory over Washington. He also added his first sack of the season. Johnson even chipped in with his first career forced fumble.
- ▶ Johnson registered his first fumble recovery on Purdue's final drive to secure the 24-21 Irish victory.
- ▶ Johnson recorded his first career blocked kick on Michigan State's extra-point attempt with 1:24 remaining in the third quarter. It was the first blocked kick for the Irish since Trevor Laws blocked a Stanford field goal on Nov. 24, 2007.
- ▶ Came into his own toward the end of the 2008 campaign tallying seven tackles and three sacks in the final two games.
- ▶ Slides to defensive tackle in 2009 and opens atop the depth chart.
- ▶ Johnson was very active against Michigan. He registered four tackles, three solo, and one for loss.

12 ROBERT BLANTON

Matthews, N.C. (Butler)
Birthdate: 9-7-89



Cornerback

50

6-1

185

Blanton's Career Highs

Total Tackles – 8, at Purdue (9.26.09) **Solo Tackles** – 7, at USC (11.29.08)
Assisted Tackles – 4, Boston College (10.24.09) **Tackles For Loss** – 1.0, three times
Interceptions – 1, four times **Longest INT Return** – 47, Purdue (9.27.08)
INT Return TD – 47, Purdue (9.27.08) **Pass Breakups** – 1, five times

Blanton's Season Highs

Total Tackles – 8, at Purdue (9.26) **Solo Tackles** – 5, at Purdue (9.26)
Assisted Tackles – 4, Boston College (10.24) **Interceptions** – 1, twice
Longest INT Return – 0, twice **Pass Breakups** – 1, twice

Blanton's Career Stats

Year	G-S	Tackles				Fumbles				
		TT	UT	AT	TFL	Scks	FF	FR	PBU	INT
2008	12-4	33	26	7	3.0-14	0.0-0	0	0-0	3	2-47
2009	9-8	32	18	14	0.0-0	0.0-0	0	0-0	2	2-0
Totals	21-12	65	44	21	3.0-14	0.0-0	0	0-0	5	4-47

Blanton's Game-by-Game

2009	TT	UT	AT	TFL	Scks	FF	FR	PBU	INT
*NEV (9.5)	2	2	0	0.0-0	0.0-0	0	0	0	1-0
*at UM (9.12)	3	2	1	0.0-0	0.0-0	0	0	0	0
*MSU (9.19)	5	2	3	0.0-0	0.0-0	0	0	0	0
*at PUR (9.26)	8	5	3	0.0-0	0.0-0	0	0	0	0
*WASH (10.3)	4	2	2	0.0-0	0.0-0	0	0	0	0
USC (10.17)	4	3	1	0.0-0	0.0-0	0	0	1	0
*BC (10.24)	4	0	4	0.0-0	0.0-0	0	0	0	0
*vs. WSU (10.31)	1	1	0	0.0-0	0.0-0	0	0	1	1-0
*NAVY (11.7)	1	1	0	0.0-0	0.0-0	0	0	0	0
at PITT (11.14)									
UCONN (11.21)									
at STAN (11.28)									


* - games started

Tidbits

- ▶ Blanton's streak of nine consecutive starts came to an end against USC, but he still recorded four tackles, three solo, and a pass-breakup in the defeat.
- ▶ Blanton returned a Curtis Painter throw 47 yards for a touchdown against Purdue on Sept. 27, 2008.
- ▶ Blanton registered a career-high eight tackles in the victory over Purdue. The eight tackles bested his previous career high of seven set last season against USC.
- ▶ Has appeared on special-teams units 63 times.

17 ZEKE MOTTA

Vero Beach, Fla. (Vero Beach)
Birthdate: 5-14-90



Safety

FR

6-2

215

Motta's Season/Career Highs

Total Tackles – 4, vs. Washington State (10.31) **Solo Tackles** – 2, Michigan State (9.19)
Assisted Tackles – 3, vs. Washington State (10.31) **Tackles For Loss** – 0.5, vs. Washington State (10.31)
Sacks – 0.5, vs. Washington State (10.31) **QB Hurries** – 1, vs. Washington State (10.31)

Motta's Career Stats

Year	G-S	Tackles				Fumbles			FR	PBU	INT
		TT	UT	AT	TFL	Scks	FF	FR			
2009	9-0	11	6	5	0.5-1	0.5-1	0	0-0	0	0	

Motta's Game-by-Game

2009	TT	UT	AT	TFL	Scks	FF	FR	PBU	INT
NEV (9.5)	0	0	0	0.0-0	0.0-0	0	0	0	0
at UM (9.12)	1	1	0	0.0-0	0.0-0	0	0	0	0
MSU (9.19)	3	2	1	0.0-0	0.0-0	0	0	0	0
at PUR (9.26)	0	0	0	0.0-0	0.0-0	0	0	0	0
WASH (10.3)	1	1	0	0.0-0	0.0-0	0	0	0	0
USC (10.17)	1	1	0	0.0-0	0.0-0	0	0	0	0
BC (10.24)	0	0	0	0.0-0	0.0-0	0	0	0	0
vs. WSU (10.31)	4	1	3	0.5-1	0.5-1	0	0	0	0
NAVY (11.7)	1	0	1	0.0-0	0.0-0	0	0	0	0
at PITT (11.14)									
UCONN (11.21)									
at STAN (11.28)									

* - games started

Tidbits

- ▶ Motta serves on all four Irish special teams units.
- ▶ Made a career-high four total tackles, three assisted tackles, 0.5 tackles for loss, 0.5 sacks and a QB hurry in the rout of Washington State.
- ▶ Motta is tied with Leonard Gordon for third on the Irish with seven total special teams tackles.
- ▶ Motta is tied with three other players for second on Notre Dame with seven kickoff return tackles.

22 HARRISON SMITH

Knoxville, Tenn. (Knoxville Catholic)
Birthdate: 1-2-89



Safety

JR

6-2

207

Harrison Smith's Career Highs

Total Tackles – 11, at Michigan (9.12.09) **Solo Tackles** – 7, at Boston College (11.8.08)
Assisted Tackles – 7, at Michigan (9.12.09) **Tackles For Loss** – 2.0, twice
Sacks – 2.0, at Washington (10.25.08) **Pass Breakups** – 2, twice
Forced Fumbles – 1, Boston College (10.24.09) **Carries** – 1, twice
Rushing Yards – 35, at Washington (10.25.08) **Longest Rush** – 35, at Washington (10.25.08)

Harrison Smith's Season Highs

Total Tackles – 11, at Michigan (9.12) **Solo Tackles** – 5, three times
Assisted Tackles – 7, at Michigan (9.12) **Tackles For Loss** – 2.0, Navy (11.7)
Pass Breakups – 1, twice **Forced Fumbles** – 1, Boston College (10.24)

Harrison Smith's Career Stats

Year	G-S	Tackles			AT	TFL	Scks	Fumbles			INT
		TT	UT	AT				FF	FR	PBU	
2007						DNP					
2008	13-9	57	39	18	8.5-39	3.5-26	0	0-0	7	0-0	
2009	9-9	46	26	20	4.5-8	0.0-0	1	0-0	2	0-0	
Total	22-18	103	65	38	13.0-47	3.5-26	1	0-0	9	0-0	

Harrison Smith's Game-by-Game

2009	TT	UT	AT	TFL	Scks	FF	FR	PBU	INT
*NEV (9.5)	6	5	1	0.0-0	0.0-0	0	0	0	0
*at UM (9.12)	11	4	7	1.5-2	0.0-0	0	0	0	0
*MSU (9.19)	7	5	2	0.0-0	0.0-0	0	0	0	0
*at PUR (9.26)	2	0	2	0.0-0	0.0-0	0	0	0	0
*WASH (10.3)	6	4	2	0.0-0	0.0-0	0	0	0	0
*USC (10.17)	4	1	4	0.0-0	0.0-0	0	0	1	0
*BC (10.24)	4	2	2	1.0-1	0.0-0	1	0	0	0
*vs. WSU (10.31)	0	0	0	0.0-0	0.0-0	0	0	1	0
*NAVY (11.7)	6	5	1	2.0-5	0.0-0	0	0	0	0
at PITT (11.14)									
UCONN (11.21)									
at STAN (11.28)									

* - games started

Tidbits

- ▶ Outstanding athlete who played in 13 games in 2008 and registered nine starts at LB.
- ▶ Opened 2009 at free safety, where he originally started his Irish career, but moved back to SAM linebacker the last three games.
- ▶ Smith recorded a career-best 11 tackles against Michigan. He also chipped in with 1.5 tackles for loss.

26

JAMORIS SLAUGHTER

Stone Mountain, Ga. (Tucker)
Birthdate: 12-22-89

Cornerback
SO
6-0
185

Slaughter's Season/Career Highs

Total Tackles – 4, vs. Washington State (10.31) **Solo Tackles** – 3, vs. Washington State (10.31)
Assisted Tackles – 1, twice

Slaughter's Career Stats

Year	G-S	Tackles			AT	TFL	Scks	Fumbles			INT
		TT	UT	AT				FF	FR	PBU	
2009	9-1	12	10	2	0.0-0	0.0-0	0	0-0	0	0	

Slaughter's Game-by-Game

2009	TT	UT	AT	TFL	Scks	FF	FR	PBU	INT
NEV (9.5)	2	2	0	0.0-0	0.0-0	0	0	0	0
at UM (9.12)	1	1	0	0.0-0	0.0-0	0	0	0	0
MSU (9.19)	1	1	0	0.0-0	0.0-0	0	0	0	0
at PUR (9.26)	0	0	0	0.0-0	0.0-0	0	0	0	0
WASH (10.3)	1	1	0	0.0-0	0.0-0	0	0	0	0
USC (10.17)	0	0	0	0.0-0	0.0-0	0	0	0	0
BC (10.24)	3	2	1	0.0-0	0.0-0	0	0	0	0
*vs. WSU (10.31)	4	3	1	0.0-0	0.0-0	0	0	0	0
*NAVY (11.7)	0	0	0	0.0-0	0.0-0	0	0	0	0
at PITT (11.14)									
UCONN (11.21)									
at STAN (11.28)									

* - games started

Tidbits

- ▶ Slaughter recorded his first career start for Notre Dame.
- ▶ Slaughter ranks eighth on the Irish in total special teams tackles (five) and tied for sixth in kickoff return tackles (five).

28

KYLE MCCARTHY

Youngstown, Ohio (Cardinal Mooney)
Birthdate: 9-30-86

Safety
SR
6-1
210

Kyle McCarthy's Career Highs

Total Tackles – 15, Pittsburgh (11.1.08) **Solo Tackles** – 10, San Diego State (9.6.08)
Assisted Tackles – 8, twice **Tackles For Loss** – 2.0, Pittsburgh (11.1.08)
Forced Fumbles – 1, twice **Pass Breakups** – 2, Michigan State (9.19.09)
Interceptions – 2, Boston College (10.24.09) **Longest INT Return** – 23, Nevada (9.5.09)

Kyle McCarthy's Season Highs

Total Tackles – 12, Washington (10.3) **Solo Tackles** – 7, three times
Assisted Tackles – 5, twice **Tackles For Loss** – 1.0, twice
Interceptions – 2, Boston College (10.24) **Longest INT Return** – 23, Nevada (9.5)
Pass Breakups – 2, Michigan State (9.19)

Kyle McCarthy's Career Stats

Year	G-S	Tackles			AT	TFL	Scks	Fumbles			INT
		TT	UT	AT				FF	FR	PBU	
2005						DNP					
2006	13-0	9	6	3	0.0-0	0.0-0	0	0-0	0	0-0	
2007	12-1	20	11	9	0.0-0	0.0-0	1	0-0	1	1-0	
2008	13-13	110	64	46	3.5-12	0.0-0	1	0-0	1	2-18	
2009	9-9	72	44	28	2.0-2	0.0-0	0	0-0	4	5-90	
Total	47-23	211	125	86	5.5-14	0.0-0	2	0-0	6	8-108	

Awards & Honors

- ▶ Irish Defensive Captain
- ▶ Irish Leadership Committee
- ▶ 2009 Bednarik Watch List
- ▶ Phil Steele's #21 SS

Kyle McCarthy's Game-by-Game

2009	TT	UT	AT	TFL	Scks	FF	FR	PBU	INT
*NEV (9.5)	9	7	2	0.0-0	0.0-0	0	0	0	1-23
*at UM (9.12)	9	5	4	1.0-1	0.0-0	0	0	0	1-20
*MSU (9.19)	9	7	2	0.0-0	0.0-0	0	0	2	1-20
*at PUR (9.26)	10	6	4	0.0-0	0.0-0	0	0	0	0
*WASH (10.3)	12	7	5	0.0-0	0.0-0	0	0	1	0
*USC (10.17)	5	3	2	0.0-0	0.0-0	0	0	0	0
*BC (10.24)	5	2	3	0.0-0	0.0-0	0	0	0	2-27
*vs. WSU (10.31)	4	3	1	1.0-1	0.0-0	0	0	1	0
*NAVY (11.7)	9	4	5	0.0-0	0.0-0	0	0	0	0
at PITT (11.14)									
UCONN (11.21)									
at STAN (11.28)									

* - games started

Tidbits

- ▶ McCarthy is one of four Irish captains.
- ▶ McCarthy ranks tied for sixth in the FBS with five interceptions in 2009.

	INTs	INT Ret. Yds	TDs	INT/Gm
1. DeAndre McDaniel, Clemson	8	182	1	.89
1. Rahim Moore, UCLA	8	79	0	.89
3. Earl Thomas, Texas	6	127	2	.67
3. Marcus Udell, Middle Tenn.	6	74	0	.67
5. Tyler Sash, Iowa	6	203	1	.60
6. Kyle McCarthy, Notre Dame	5	90	0	.56
Leon Wright, Duke	5	146	2	.56
Robert Johnson, Utah	5	139	1	.56
Rashard Hall, Clemson	5	67	0	.56
Eddie Hicks, Southern Miss.	5	62	0	.56
Rashad Carmichael, Va. Tech	5	62	1	.56

- ▶ McCarthy is the only player from a BCS school that ranks among the top 100 in interceptions, total tackles and solo tackles. In fact, he ranks sixth, 73rd and 40th, respectively, in those categories.
- ▶ McCarthy has picked off a pass in five of Notre Dame's last 11 games.
- ▶ McCarthy ranks 17th in the FBS in tackles per game (8.00) by a defensive back. He also ranks tied for 12th in the FBS in solo tackles per game (4.89) by a defensive back.
- ▶ McCarthy also ranks third among all strong safeties in the FBS in total tackles and solo tackles per game in 2009. Here are those lists:

Total Tackles Per Game (Strong Safeties)

Name, School	Solo	Asst.	Total	TPG
Chinonso Echebelem, Tulane	51	35	86	9.56
Shamiel Gary, Wyoming	30	45	75	8.33
Kyle McCarthy, Notre Dame	44	28	72	8.00

Solo Tackles Per Game (Strong Safeties)

Name, School	Solo	TPG
Chinonso Echebelem, Tulane	51	5.67
Max Suter, Syracuse	47	5.22
Kyle McCarthy, Notre Dame	44	4.89

- ▶ McCarthy ranks fifth on the Notre Dame career list for tackles by a defensive back.

Tackles - Career - Defensive Back

1.	Tom Zbikowski	300 (2004-07)
2.	Jim Browner	228 (1976-78)
3.	A'Jani Sanders	225 (1996-99)
4.	David Bruton	214 (2005-08)
5.	Kyle McCarthy	211 (2005-)
6.	Brian Magee	206 (1992-95)
7.	Deke Cooper	203 (1997-99)
8.	Jeff Burris	189 (1991-93)
9.	Stacey Toran	184 (1980-83)
	John Covington	184 (1990-93)

- ▶ McCarthy recorded his first multi-interception day when he picked off two Boston College passes on Oct. 24, 2009.
- ▶ McCarthy registered a team and game-high 12 tackles in the victory over Washington. It marked the eighth time over his career in which he has led the Irish in tackles. McCarthy has now registered 10 or more tackles in a game six different times over his career.
- ▶ McCarthy added a critical pass break-up on the game's final play of overtime. He dislodged the ball from a Washington wideout at the Irish one-yard line on fourth down.
- ▶ McCarthy recorded a team-high and game-high tying 10 tackles against Purdue.
- ▶ McCarthy still ranks tied for 6th in the nation in interceptions.
- ▶ McCarthy recorded an interception in each of the first three games this year and was the first Notre Dame player to register an interception in each of the first three games to open a season since Tom Schoen in 1966. Nationally, McCarthy was one of five players to record an interception in each of the first three games this year.
- ▶ McCarthy became the first Irish player to register interceptions in three straight games since Mike Richardson did so against Army, USC and LSU during the 2006 season.
- ▶ McCarthy recorded nine tackles and a interception for the third consecutive game against Michigan State.
- ▶ McCarthy has registered a team-best 500 special teams appearances at Notre Dame.
- ▶ McCarthy became the first Notre Dame defensive back to ever reach 100 tackles in a single season in 2008. The previous school record for tackles by an Irish defensive back was 98 by Chinedum Ndukwe (2006).

Total Tackles (Strong Safeties)

Rank	Name	Tackles
1.	Kyle McCarthy (2008)	110
2.	Chinedum Ndukwe (2006)	98
3.	David Bruton (2008)	93
4.	Steve Lawrence (1985)	92
5.	A'Jani Sanders (1999)	91
6.	David Bruton (2007)	85
7.	Brian Magee (1994)	81
	Glenn Earl (2002)	81
9.	Jim Browner (1976)	80
	Tom Zbikowski (2007)	80

- ▶ McCarthy ranked tied for 42nd in the NCAA FBS in solo tackles and 54th in total tackles last season.

31

SERGIO BROWN



Maywood, Ill. (Proviso East)
Birthdate: 5-22-88

Safety

SR

6-2

205

Brown's Career Highs

Total Tackles – 9, Navy (11.7.09)	Solo Tackles – 8, Navy (11.7.09)
Assisted Tackles – 2, twice	Tackles For Loss – 1.0, three times
Sacks – 1.0, Stanford (10.4.08)	Pass Breakups – 2, twice
QB Hurries – 1, three times	Blocked Punt – 1, twice
Forced Fumbles – 1, Boston College (10.24.09)	Fumble Recovery – 1, Michigan (9.13.08)

Brown's Season Highs

Total Tackles – 9, Navy (11.7)	Solo Tackles – 8, Navy (11.7)
Assisted Tackles – 2, at Purdue (9.26)	Tackles For Loss – 1.0, USC (10.17)
Pass Breakups – 1, twice	Forced Fumbles – 1, Boston College (10.24)
QB Hurries – 1, USC (10.17)	

Brown's Career Stats

Year	Tackles				Fumbles					
	G-S	TT	UT	AT	TFL	Scks	FF	FR	PBU	INT
2006	11-0	4	3	1	0.0-0	0.0-0	0	0-0	0	0-0
2007	9-0	7	4	3	0.0-0	0.0-0	0	0-0	0	0-0
2008	13-6	28	21	7	2.0-15	1.0-12	0	1-0	6	0-0
2009	9-6	31	26	5	1.0-1	0.0-0	1	0-0	2	0-0
Total	42-12	70	54	16	3.0-16	1.0-12	1	1-0	8	0-0

Brown's Game-by-Game

2009	TT	UT	AT	TFL	Scks	FF	FR	PBU	INT
*NEV (9.5)	2	1	1	0.0-0	0.0-0	0	0	0	0
*at UM (9.12)	2	2	0	0.0-0	0.0-0	0	0	0	0
MSU (9.19)	2	2	0	0.0-0	0.0-0	0	0	0	0
*at PUR (9.26)	5	3	2	0.0-0	0.0-0	0	0	0	0
*WASH (10.3)	3	2	1	0.0-0	0.0-0	0	0	0	0
USC (10.17)	3	3	0	1.0-1	0.0-0	0	0	1	0
*BC (10.24)	4	4	0	0.0-0	0.0-0	1	0	1	0
vs. WSU (10.31)	1	1	0	0.0-0	0.0-0	0	0	0	0
*NAVY (11.7)	9	8	1	0.0-0	0.0-0	0	0	0	0
at PITT (11.14)									
UCONN (11.21)									
at STAN (11.28)									
* - games started									

Tidbits

- ▶ Exciting defensive back that burst on to the scene in 2008 after primarily playing special teams his first two years.
- ▶ Can play near the line of scrimmage and blitz effectively or drop back into pass coverage.
- ▶ Brown ranks fifth on the team in total special teams tackles (six) and kickoff return tackles (six).
- ▶ Recorded career highs in both total tackles (9) and solo tackles (8) against Navy on November 7.

37 MIKE ANELLO

Orland Park, Ill. (Sandburg)
 Birthdate: 1-20-87



Cornerback

SR

5-10

180

Anello's Career Highs

Total Tackles – 4, San Diego State (9.6.08)

Assisted Tackles – 2, twice

Fumble Recovery – 1, Michigan (9.13.08)

Punt Block – 1, vs. Navy (11.15.08)

Solo Tackles – 4, San Diego State (9.6.08)

Forced Fumble – 1, twice

Pass Breakups – 1, at Washington (10.25.08)

Anello's Season Highs

Total Tackles – 1, six times

Solo Tackles – 1, three times

Assisted Tackles – 1, three times

Anello's Career Stats

Year	G-S	Tackles			Fumbles			FR	PBU	INT
		TT	UT	AT	TFL	Scks	FF			
2006										
2007	8-0	6	4	2	0.0-0	0.0-0	0	0-0	0	0-0
2008	12-0	23	15	8	0.0-0	0.0-0	2	1-0	1	0-0
2009	9-0	6	3	3	0.0-0	0.0-0	0	0-0	0	0-0
Total	29-0	35	22	13	0.0-0	0.0-0	2	1-0	1	0-0

Anello's Game-by-Game

2009	TT	UT	AT	TFL	Scks	FF	FR	PBU	INT
NEV (9.5)	1	0	1	0.0-0	0.0-0	0	0	0	0
at UM (9.12)	1	1	0	0.0-0	0.0-0	0	0	0	0
MSU (9.19)	0	0	0	0.0-0	0.0-0	0	0	0	0
at PUR (9.26)	1	1	0	0.0-0	0.0-0	0	0	0	0
WASH (10.3)	1	1	0	0.0-0	0.0-0	0	0	0	0
USC (10.17)	0	0	0	0.0-0	0.0-0	0	0	0	0
BC (10.24)	1	0	1	0.0-0	0.0-0	0	0	0	0
vs. WSU (10.31)	0	0	0	0.0-0	0.0-0	0	0	0	0
NAVY (11.7)	1	0	1	0.0-0	0.0-0	0	0	0	0
at PITT (11.14)									
UConn (11.21)									
at STAN (11.28)									

* - games started

Tidbits

- ▶ Anello ranks eighth on the Irish in total special teams tackles (five) and tied for sixth in kickoff return tackles (five) in 2009.
- ▶ Anello has become a fan favorite due to his innate play making ability on kickoff and punt coverage.
- ▶ Anello was named to 2009 Lott Award preseason watch list.
- ▶ Anello joined the squad as a walk-on in 2007 and spent the entire fall camp as well as the first two weeks of the season on the scout team. After making one play after another against the Irish first team special teams unit, head coach Charlie Weis moved Anello into the starting lineup against Michigan in 2007 as a gunner.
- ▶ In that first career game, Anello proceeded to make a solo tackle on his second ever play in an Irish uniform.
- ▶ In 2008, Anello was named to the *ESPN The Magazine*/CoSIDA Academic All-District Team for District 5. He later added *ESPN The Magazine*/CoSIDA Academic All-America second team honors.
- ▶ Anello registered his team-best 23rd special teams tackle on Notre Dame's first punt against USC on Nov. 29, 2008, but was lost for the remainder of the season after breaking his leg.
- ▶ Prior to the injury, Notre Dame's opponents had a total of 72 punt (22) or kickoff (50) returns in 2008 and Anello has registered a tackle on 23 of those 72 opportunities.
- ▶ Anello recorded eight multi-tackle games in 2008.
- ▶ The special teams stalwart forced his second fumble of the season and career early in the first quarter to set up Notre Dame's first score of the afternoon against Syracuse on Nov. 22, 2008.
- ▶ Anello also got a piece of Rob Long's 25-yard punt in the third quarter to set up another scoring opportunity.
- ▶ Anello registered a pair of tackles on special teams, including one on a kickoff inside the Navy 20-yard line. Anello also blocked his first career punt that Toryan Smith scooped up and raced 14 yards for a touchdown.
- ▶ Anello continued his tear against Michigan on Sept. 13, 2008. He registered three tackles, two solo, as well as a forced fumble and fumble recovery. Anello also nearly recovered a second Wolverine fumble on a punt.

- ▶ The fumble recovery set up another Irish score to make it 14-0 early in the first quarter.
- ▶ Anello was incredible in the 2008 season opener against San Diego State. He registered four solo tackles on special teams (two on punt return coverage and two on kickoff return coverage).

41 SCOTT SMITH

Highland Park, Ill. (Highland Park)
 Birthdate: 7-16-86



Linebacker

SR

6-3

245

Scott Smith's Career Highs

Total Tackles – 6, Navy (11.3.07)

Assisted Tackles – 5, Navy (11.3.07)

Sacks – 1.0, vs. Hawai'i (12.24.08)

Fumble Recoveries – 1, USC (10.20.07)

Solo Tackles – 2, five times

Tackles For Loss – 1.0, twice

Forced Fumbles – 1, Syracuse (11.22.08)

Scott Smith's Season Highs

Total Tackles – 5, Washington (10.3)

Assisted Tackles – 3, Washington (10.3)

Solo Tackles – 2, three times

Tackles For Loss – 1.0, USC (10.17)

Scott Smith's Career Stats

Year	G-S	Tackles			Fumbles			FR	PBU	INT
		TT	UT	AT	TFL	Scks	FF			
2005	8-0	3	3	0	0.0-0	0.0-0	0	0-0	0	0-0
2006	2-0	0	0	0	0.0-0	0.0-0	0	0-0	0	0-0
2007	12-0	18	7	11	0.0-0	0.0-0	0	1-0	0	0-0
2008	13-0	12	9	3	1.0-3	1.0-3	1	0-0	0	0-0
2009	9-0	15	8	7	1.0-1	0.0-0	0	0-0	0	0-0
Total	44-0	48	27	21	2.0-4	1.0-3	1	1-0	0	0-0

Scott Smith's Game-by-Game

2009	TT	UT	AT	TFL	Scks	FF	FR	PBU	INT
NEV (9.5)	3	2	1	0.0-0	0.0-0	0	0	0	0
at UM (9.12)	0	0	0	0.0-0	0.0-0	0	0	0	0
MSU (9.19)	4	2	2	0.0-0	0.0-0	0	0	0	0
at PUR (9.26)	1	1	0	0.0-0	0.0-0	0	0	0	0
WASH (10.3)	5	2	3	0.0-0	0.0-0	0	0	0	0
USC (10.17)	1	0	1	1.0-1	0.0-0	0	0	0	0
BC (10.24)	0	0	0	0.0-0	0.0-0	0	0	0	0
vs. WSU (10.31)	1	0	1	0.0-0	0.0-0	0	0	0	0
NAVY (11.7)	0	0	0	0.0-0	0.0-0	0	0	0	0
at PITT (11.14)									
UConn (11.21)									
at STAN (11.28)									


* - games started

Tidbits

- ▶ Serves as Irish special-teams captain.
- ▶ Has made team-high 45 special teams appearances in 2009.
- ▶ Logged 350 special-teams appearances at Notre Dame.
- ▶ Smith ranks second on the Irish in total special teams tackles (eight) and kickoff return stops (seven).

45

DARIUS FLEMING



Chicago, Ill. (St. Rita)
Birthdate: 7-19-89

Linebacker	SO	6-1	240
------------	----	-----	-----

Fleming's Career Highs
Total Tackles – 7, Navy (11.7.09)
Assisted Tackles – 3, twice
Sacks – 1.0, five times
Forced Fumble – 1, at Michigan (9.12.09)

Solo Tackles – 4, twice
Tackles For Loss – 3.0, at Purdue (9.26.09)
QB Hurries – 1, twice

Fleming's Season Highs
Total Tackles – 7, Navy (11.7)
Assisted Tackles – 3, Navy (11.7)
Sacks – 1.0, three times
Forced Fumble – 1, at Michigan (9.12)

Solo Tackles – 4, twice
Tackles For Loss – 3.0, at Purdue (9.26)
QB Hurries – 1, Michigan State (9.19)

Fleming's Career Stats

Year	Tackles				Fumbles				PBU	INT
	G-S	TT	UT	AT	TFL	Scks	FF	FR		
2008	13-3	24	13	11	2.5-20	2.5-20	0	0-0	0	0-0
2009	8-7	26	19	7	11.5-34	3.0-19	1	0-0	0	0-0
Total	21-10	50	32	18	14.0-54	5.5-39	1	0-0	0	0-0

Fleming's Game-by-Game

2009	TT	UT	AT	TFL	Scks	FF	FR	PBU	INT
*NEV (9.5)	1	0	1	0.0-0	0.0-0	0	0	0	0
*at UM (9.12)	4	3	1	2.0-5	1.0-4	1	0	0	0
*MSU (9.19)	2	2	0	2.0-2	0.0-0	0	0	0	0
*at PUR (9.26)	4	4	0	3.0-12	1.0-6	0	0	0	0
WASH (10.3)	DNP-injury								
*USC (10.17)	2	1	1	1.5-3	0.0-0	0	0	0	0
BC (10.24)	3	3	0	1.0-1	0.0-0	0	0	0	0
*vs. WSU (10.31)	3	2	1	2.0-11	1.0-9	0	0	0	0
*NAVY (11.7)	7	4	3	0.0-0	0.0-0	0	0	0	0
at PITT (11.14)									
UCONN (11.21)									
at STAN (11.28)									

* - games started

Tidbits
 ► Fleming ranks tied for 16th in the FBS in tackles for loss with 1.44 per game (11.5 total). He sits third in the country among linebackers and sophomores in tackles for loss. Here are those lists:

Tackles For Loss (Sophomores)

Player	Pos	Cl	Gm	Solo	Ast	Yds	Total	PG
Robert Quinn, North Carolina	DL	SO	9	14	3	103	15.5	1.72
Jerrell Wedge, Miami (OH)	LB	SO	10	13	5	89	15.5	1.55
Darius Fleming, Notre Dame	LB	SO	8	11	1	34	11.5	1.44
Johnathan Rainey, New Mexico	DL	SO	9	12	1	99	12.5	1.39
Jack Crawford, Penn State	DL	SO	10	10	7	65	13.5	1.35

Tackles For Loss (Linebackers)


Player	Pos	Cl	Gm	Solo	Ast	Yds	Total	PG
Jerrell Wedge, Miami (OH)	LB	SO	10	13	5	89	15.5	1.55
Jason Werner, Purdue	LB	SR	10	13	3	29	14.5	1.45
Darius Fleming, Notre Dame	LB	SO	8	11	1	34	11.5	1.44
Michael Morgan, Southern California	LB	JR	9	10	4	40	12	1.33
Sean Weatherspoon, Missouri	LB	SO	9	11	1	37	11.5	1.28

► Fleming has spent much of the last two games at defensive end. He moved to the defensive line following the switch of junior Harrison Smith to SAM linebacker from FS.
 ► Fleming set his career high in tackles (seven) while also tying his career mark in solo tackles (four) against Navy.

- Has recorded at least two tackles for loss in four different games this season.
- Fleming had three tackles, two for loss and one sack in the rout of Washington State.
- Fleming has 19 tackles on the season and 11.5 have come behind the line of scrimmage. In other words, nearly 61% of Fleming's tackles are for loss.
- Fleming has already totaled 11.5 tackles for loss this season, which surpassed Harrison Smith's team-leading total of 8.5 in 2008.
- Fleming had two tackles, including 1.5 for loss, in the defeat to USC. He had at least 1.5 TFLs in four straight games (ended vs. Boston College).
- Fleming missed the Washington game with a hamstring injury.
- Fleming set new career highs in solo tackles (four) and tackles for loss (3.0) as well as equalled career highs in total tackles (four) and sacks (1.0) against Purdue.
- Fleming's 3.0 tackles for loss were the most by an Irish defender since Trevor Laws had 3.0 against Purdue in 2007.
- Fleming equalled his career-high for tackles and solo tackles in a game against Michigan. He finished the day with four stops and three were solo tackles. He also added a career-best tying 2.0 tackles for loss and one sack. Interestingly enough, Fleming also had four tackles against the Wolverines in 2008.
- Fleming has the flexibility to play both outside linebacker and defensive end.
- Key special teams performer recorded second-most special teams appearances in 2008.

46

STEVE FILER



Chicago, Ill. (Mount Carmel)
Birthdate: 6-4-90

Linebacker	SO	6-4	236
------------	----	-----	-----

Filer's Season/Career Highs
Total Tackles – 4, Washington (10.3)
Assisted Tackles – 2, twice
Sacks – 1.0, vs. Washington State (10.31)

Solo Tackles – 2, twice
Tackles For Loss – 1.0, vs. Washington State (10.31)
Forced Fumble – 1, vs. Washington State (10.31)

Filer's Career Stats

Year	Tackles				Fumbles				PBU	INT
	G-S	TT	UT	AT	TFL	Scks	FF	FR		
2008	11-0	1	1	0	0.0-0	0.0-0	0	0-0	0	0
2009	9-0	15	6	9	1.5-11	1.5-11	1	0-0	0	0
Total	20-0	16	7	9	1.5-11	1.5-11	1	0-0	0	0

Filer's Game-by-Game

2009	TT	UT	AT	TFL	Scks	FF	FR	PBU	INT
NEV (9.5)	2	1	1	0.0-0	0.0-0	0	0	0	0
at UM (9.12)	0	0	0	0.0-0	0.0-0	0	0	0	0
MSU (9.19)	0	0	0	0.0-0	0.0-0	0	0	0	0
at PUR (9.26)	1	0	1	0.0-0	0.0-0	0	0	0	0
WASH (10.3)	4	2	2	0.0-0	0.0-0	0	0	0	0
USC (10.17)	3	2	1	0.5-3	0.5-3	0	0	0	0
BC (10.24)	1	0	1	0.0-0	0.0-0	0	0	0	0
vs. WSU (10.31)	2	1	1	1.0-8	1.0-8	1	0	0	0
NAVY (11.7)	2	0	2	0.0-0	0.0-0	0	0	0	0
at PITT (11.14)									
UCONN (11.21)									
at STAN (11.28)									

* - games started

Tidbits
 ► Filer continues to develop pass rush skills, seeing a large amount of action at the rush end position. He picked up a sack and forced fumble in the victory over Washington State.
 ► Has made the second-most special teams appearances (44) for the Irish in 2009.
 ► Filer leads the Irish in both total special teams tackles (nine), kickoff return tackles (eight) and punt return stops (tied, one).

49 TORYAN SMITH

Rome, Ga. (Rome)
 Birthdate: 9-14-87

Linebacker

SR

6-1

244

Toryan Smith's Career Highs**Total Tackles** – 10, vs. Navy (11.15.08)**Assisted Tackles** – 3, three times**Sacks** – 1.0, Nevada (9.5.09)**Blocked Punt Return** – 1, vs. Navy (11.15.08) (11.15.08)**Blocked Punt Return TD** – 1, vs. Navy (11.15.08)**Solo Tackles** – 7, vs. Navy (11.15.08)**Tackles For Loss** – 2.0, Nevada (9.5.09)**Fumble Recoveries** – 1, twice**Longest Blocked Punt Return** – 14, vs. Navy**Toryan Smith's Season Highs****Total Tackles** – 5, Nevada (9.5)**Assisted Tackles** – 2, Washington (10.3)**Sacks** – 1.0, Nevada (9.5)**Solo Tackles** – 4, Nevada (9.5)**Tackles For Loss** – 2.0, Nevada (9.5)**Fumble Recoveries** – 1, Michigan State (9.19)**Toryan Smith's Career Stats**

Year	Tackles				Fumbles						
	G-S	TT	UT	AT	TFL	Scks	FF	FR	PBU	INT	
2006	9-0	9	6	3	0.0-0	0.0-0	0	0-0	0	0-0	
2007	11-2	14	6	8	0.5-1	0.0-0	0	0-0	0	0-0	
2008	10-2	18	11	7	0.0-0	0.0-0	0	1-8	1	0-0	
2009	9-2	15	10	5	3.5-13	1.0-10	0	1-5	0	0-0	
Total	39-6	56	33	23	4.0-14	1.0-10	0	2-13	1	0-0	

Toryan Smith's Game-by-Game

2009	TT	UT	AT	TFL	Scks	FF	FR	PBU	INT
*NEV (9.5)	5	4	1	2.0-11	1.0-10	0	0	0	0
at UM (9.12)	4	3	1	1.5-2	0.0-0	0	0	0	0
*MSU (9.19)	1	0	1	0.0-0	0.0-0	0	1-5	0	0
at PUR (9.26)	2	2	0	0.0-0	0.0-0	0	0	0	0
WASH (10.3)	2	0	2	0.0-0	0.0-0	0	0	0	0
USC (10.17)	0	0	0	0.0-0	0.0-0	0	0	0	0
BC (10.24)	0	0	0	0.0-0	0.0-0	0	0	0	0
vs. WSU (10.31)	1	1	0	0.0-0	0.0-0	0	0	0	0
NAVY (11.7)	0	0	0	0.0-0	0.0-0	0	0	0	0
at PITT (11.14)									
UCONN (11.21)									
at STAN (11.28)									

* - games started

Tidbits

- ▶ Recorded only career touchdown after returning a blocked punt for a score vs. Navy in 2008.

56 KERRY NEAL

Bunn, N.C. (Bunn)
 Birthdate: 8-30-88

Defensive End

JR

6-2

250

Neal's Career Highs**Total Tackles** – 7, twice**Assisted Tackles** – 5, Syracuse (11.22.08)**Tackles For Loss** – 2.0, Washington (10.3.09)**Fumble Recovery** – 1, twice**Longest Fumble Return** – 11, at UCLA (10.6.07)**Longest INT Return** – 2, San Diego State (9.6.08)**Solo Tackles** – 5, Washington (10.3.09)**QB Hurries** – 1, seven times**Sacks** – 1.0, five times**Pass Breakups** – 1, three times**Interceptions** – 1, San Diego State (9.6.08)**Neal's Season Highs****Total Tackles** – 7, twice**Assisted Tackles** – 4, Navy (11.7)**Tackles For Loss** – 2.0, Washington (10.3)**Solo Tackles** – 5, Washington (10.3)**QB Hurries** – 1, twice**Sacks** – 1.0, Washington (10.3)**Neal's Career Stats**

Year	Tackles				Fumbles						
	G-S	TT	UT	AT	TFL	Scks	FF	FR	PBU	INT	
2007	12-5	20	8	12	2.0-9	2.0-9	0	2-11	3	0-0	
2008	13-11	25	11	14	4.0-19	2.0-15	0	0-0	0	1-2	
2009	9-5	20	11	9	3.5-20	1.5-15	0	0-0	0	0-0	
Total	33-20	65	30	35	9.5-48	5.5-39	0	2-11	3	1-2	

Neal's Game-by-Game

2009	TT	UT	AT	TFL	Scks	FF	FR	PBU	INT
*NEV (9.5)	0	0	0	0.0-0	0.0-0	0	0	0	0
*at UM (9.12)	0	0	0	0.0-0	0.0-0	0	0	0	0
MSU (9.19)	0	0	0	0.0-0	0.0-0	0	0	0	0
at PUR (9.26)	2	2	0	1.0-1	0.0-0	0	0	0	0
*WASH (10.3)	7	5	2	2.0-13	1.0-9	0	0	0	0
USC (10.17)	0	0	0	0.0-0	0.0-0	0	0	0	0
BC (10.24)	1	0	1	0.0-0	0.0-0	0	0	0	0
*vs. WSU (10.31)	3	1	2	0.5-6	0.5-6	0	0	0	0
*NAVY (11.7)	7	3	4	0.0-0	0.0-0	0	0	0	0
at PITT (11.14)									
UCONN (11.21)									
at STAN (11.28)									


* - games started

Tidbits

- ▶ Serves on the Irish Leadership Committee.
- ▶ One of four players from his class to have played in every game in his first two seasons (Armando Allen, Golden Tate and Ian Williams).
- ▶ Moves to defensive end in 2009.
- ▶ Entered the Washington game with only two tackles the entire season, but made a career-high seven stops, including five solo tackles, in the victory. Neal also added two tackles for loss and one sack.

58 BRIAN SMITH

Olathe, Kan. (St. Thomas Aquinas)
Birthdate: 1-8-89



Linebacker	JR	6-3	240
------------	----	-----	-----

Brian Smith's Career Highs

Total Tackles – 10, twice
Assisted Tackles – 6, twice
QB Hurries – 2, USC (10.17)
Interceptions – 1, twice
INT Return TD – 25, Boston College (10.13.07)
Fumble Recoveries – 2, Michigan (9.13.08)
Longest Fumble Return – 35, Michigan (9.13.08)

Solo Tackles – 8, at Boston College (11.8.08)
Tackles For Loss – 2.0, Nevada (9.5.09)
Sacks – 1.0, four times
Longest INT Return – 25, Boston College (10.13.07)
Forced Fumbles – 1, twice
Pass Breakups – 1, twice
Fumble Return TD – 1, Michigan (9.13.08)

Brian Smith's Season Highs

Total Tackles – 10, Navy (11.7)
Assisted Tackles – 6, Boston College (10.24)
Sacks – 1.0, Nevada (9.5)
Longest INT Return – 10, Boston College (10.24)
QB Hurries – 2, USC (10.17)

Solo Tackles – 6, Navy (11.7)
Tackles For Loss – 2.0, Nevada (9.5)
Interceptions – 1, Boston College (10.24)
Fumble Recoveries – 1, Boston College (10.24)

Brian Smith's Career Stats

Year	G-S	Tackles				Fumbles				
		TT	UT	AT	TFL	Scks	FF	FR	PBU	INT
2007	11-3	25	11	14	4.0-16	1.5-7	1	0-0	0	1-25
2008	11-9	54	33	21	4.0-33	2.0-23	1	2-35	2	0-0
2009	9-9	51	28	23	5.0-24	1.5-14	0	1-0	0	1-10
Total	31-21	130	72	58	13.0-73	5.0-44	2	3-25	2	2-35

Brian Smith's Game-by-Game

2009	TT	UT	AT	TFL	Scks	FF	FR	PBU	INT
*NEV (9.5)	3	2	1	2.0-18	1.0-11	0	0	0	0
*at UM (9.12)	7	5	2	0.0-0	0.0-0	0	0	0	0
*MSU (9.19)	5	3	2	1.0-1	0.0-0	0	0	0	0
*at PUR (9.26)	4	4	0	1.0-1	0.0-0	0	0	0	0
*WASH (10.3)	7	4	3	0.0-0	0.0-0	0	0	0	0
*USC (10.17)	8	3	5	1.0-4	0.5-3	0	0	0	0
*BC (10.24)	6	0	6	0.0-0	0.0-0	0	1	0	1
*vs. WSU (10.31)	1	1	0	0.0-0	0.0-0	0	0	0	0
*NAVY (11.7)	10	6	4	0.0-0	0.0-0	0	0	0	0
at PITT (11.14)									
UCONN (11.21)									
at STAN (11.28)									

* - games started

Tidbits

- ▶ Fiery leader of the Irish defense plays with as much emotion as anyone on the roster.
- ▶ Serves on the Irish Leadership Committee.
- ▶ Smith notched both his first interception and fumble recovery of the 2009 season against Boston College. Both career interceptions have come against the Eagles.
- ▶ Smith registered a season-high eight tackles, including 1.0 for loss and 0.5 sack. He also added a pair of quarterback hurries.
- ▶ Smith tallied two touchdowns in Irish career, returning an interception against Boston College's Matt Ryan 25 yards for a score as a freshman and rumbling 35 yards for a score against Michigan in 2008 following a fumble recovery.
- ▶ Smith ranked tied for 53rd in the nation in fumble recoveries in 2008.

89 KAPRON LEWIS-MOORE

Weatherford, Texas (Weatherford)
Birthdate: 1-24-90



Defensive End	SO	6-4	270
---------------	----	-----	-----

Lewis-Moore's Season/Career Highs

Total Tackles – 7, twice
Assisted Tackles – 4, Boston College (10.24)
QB Hurries – 2, Boston College (10.24)
Forced Fumble – 1, Michigan State (9.19)

Solo Tackles – 4, four times
Tackles For Loss – 2.0, Washington (10.3)
Sacks – 1.0, twice
Fumble Recovery – 1, Nevada (9.5)

Lewis-Moore's Career Stats

Year	G-S	Tackles				Fumbles				
		TT	UT	AT	TFL	Scks	FF	FR	PBU	INT
2009	9-6	40	24	16	7.0-23	2.5-12	1	1-0	0	0

Lewis-Moore's Game-by-Game

2009	TT	UT	AT	TFL	Scks	FF	FR	PBU	INT
NEV (9.5)	0	0	0	0.0-0	0.0-0	0	1-0	0	0
at UM (9.12)	2	2	0	0.0-0	0.0-0	0	0	0	0
*MSU (9.19)	4	1	3	0.0-0	0.0-0	1	0	0	0
*at PUR (9.26)	4	4	0	1.0-1	0.0-0	0	0	0	0
*WASH (10.3)	7	4	3	2.0-9	1.0-7	0	0	0	0
*USC (10.17)	5	3	2	1.5-4	0.5-2	0	0	0	0
*BC (10.24)	6	2	4	0.5-2	0.0-0	0	0	0	0
vs. WSU (10.31)	5	4	1	1.0-4	0.0-0	0	0	0	0
*NAVY (11.7)	7	4	3	1.0-3	1.0-3	0	0	0	0
at PITT (11.14)									
UCONN (11.21)									
at STAN (11.28)									

* - games started

Tidbits

- ▶ Lewis-Moore, similar to fellow sophomore DT Ethan Johnson, has made tremendous strides over the last five games. Lewis-Moore made 10 tackles and one for loss over the first four games of the season, but has since made 30 stops, six for loss and 2.5 sacks.
- ▶ Lewis-Moore led Notre Dame with five tackles, four solo, including one for loss, in the rout of Washington State.
- ▶ Lewis-Moore has registered at least four tackles in each of the last six games.
- ▶ Lewis-Moore made a career-best seven tackles, including four solo, and two for loss in the victory over Washington. He also added his first career sack.
- ▶ Lewis-Moore recorded five tackles, three solo stops, 1.5 TFLs and 0.5 sack in the loss to USC.
- ▶ Lewis-Moore picked up his first career forced fumble midway through the second quarter against Michigan State. He stripped Spartans running back Caulton Ray.
- ▶ Lewis-Moore also recorded a fumble recovery in the 35-0 shutout victory over Nevada in the season opener.
- ▶ Lewis-Moore registered his first career start against Michigan State.

90 JOHN RYAN

Westlake, Ohio (St. Ignatius)
 Birthdate: 5-7-88

Defensive End SR 6-5 255

Ryan's Career Highs

Total Tackles – 7, at Michigan (9.15.07)
Assisted Tackles – 4, at Penn State (9.8.07)
Pass Breakups – 2, San Diego State (9.6.08)
QB Hurries – 1, five times
Fumble Recovery – 1, three times

Solo Tackles – 6, twice
Tackles For Loss – 2.0, at Purdue (9.29.07)
Sacks – 1.0, four times
Forced Fumble – 1, at UCLA (10.6.07)

Ryan's Season Highs

Total Tackles – 4, USC (10.17)
Assisted Tackles – 3, USC (10.17)
Sacks – 1.0, twice
Fumble Recovery – 1, Washington (10.3)

Solo Tackles – 2, twice
Tackles For Loss – 1.0, twice
Pass Breakups – 1, Nevada (9.5)

Ryan's Career Stats

Year	Tackles				Fumbles						
	G-S	TT	UT	AT	TFL	Scks	FF	FR	PBU	INT	
2006	10-0	4	2	2	1.0-2	0.0-0	0	0-0	0	0-0	
2007	12-10	39	20	19	5.0-30	2.5-23	1	0-0	0	0-0	
2008	12-5	7	2	5	0.0-0	0.0-0	0	2-0	2	0-0	
2009	7-4	16	7	9	2.0-13	2.0-13	0	1-0	1	0-0	
Total	41-20	66	31	35	8.0-45	4.5-36	1	3-0	3	0-0	

Ryan's Game-by-Game

2009	TT	UT	AT	TFL	Scks	FF	FR	PBU	INT	
NEV (9.5)	3	1	2	0.0-0	0.0-0	0	0	1	0	
at UM (9.12)	3	2	1	1.0-5	1.0-5	0	0	0	0	
*MSU (9.19)	1	0	1	0.0-0	0.0-0	0	0	0	0	
*at PUR (9.26)	2	2	0	0.0-0	0.0-0	0	0	0	0	
*WASH (10.3)	2	1	1	0.0-0	0.0-0	0	1	0	0	
*USC (10.17)	4	1	3	1.0-8	1.0-8	0	0	0	0	
*BC (10.24)	1	0	1	0.0-0	0.0-0	0	0	0	0	
vs. WSU (10.31)				DNP - injury						
NAVY (11.7)				DNP - injury						
at PITT (11.14)										
UCONN (11.21)										
at STAN (11.28)										

* - games started

Tidbits

- ▶ Did not play against Washington State or Navy due to an injury.
- ▶ Serves on the Irish Leadership Committee.
- ▶ Ryan collected four tackles, including a sack for eight yards, in the loss to USC.
- ▶ Ryan made three tackles, including two solo stops, and added a sack against Michigan. His career-high for tackles in a game (seven) came against the Wolverines during the 2007 season.
- ▶ Veteran defensive player has played with his hand on the ground at defensive end as well as in a two-point stance as an outside linebacker in Irish career.
- ▶ Key member of several special teams units and has logged 216 special-teams appearances at Notre Dame
- ▶ Returns to defensive end in 2009.

95 IAN WILLIAMS

Altamonte Springs, Fla. (Lyman)
 Birthdate: 8-31-89

Nose Tackle JR 6-2 295

Williams' Career Highs

Total Tackles – 11, Navy (11.3.07)
Assisted Tackles – 9, Navy (11.3.07)
Pass Breakups – 1, at USC (11.29.08)

Solo Tackles – 5, Pittsburgh (11.1.08)
Tackles For Loss – 2.0, Pittsburgh (11.1.08)
Interception – 1, vs. Washington State (10.31.09)

Williams' Season Highs

Total Tackles – 8, Navy (11.7)
Assisted Tackles – 7, Boston College (10.24)
Interception – 1, vs. Washington State (10.31)

Solo Tackles – 2, four times
Tackles For Loss – 1.0, four times

Williams' Career Stats

Year	Tackles				Fumbles						
	G-S	TT	UT	AT	TFL	Scks	FF	FR	PBU	INT	
2007	12-2	45	19	26	1.5-3	0.0-0	0	0-0	0	0-0	
2008	12-7	40	18	22	2.0-5	0.0-0	0	0-0	1	0-0	
2009	9-9	30	10	20	4.0-8	0.0-0	0	0-0	0	1-0	
Total	33-18	115	47	68	7.5-16	0.0-0	0	0-0	1	1-0	


Williams' Game-by-Game

2009	TT	UT	AT	TFL	Scks	FF	FR	PBU	INT
*NEV (9.5)	2	0	2	0.0-0	0.0-0	0	0	0	0
*at UM (9.12)	3	2	1	0.0-0	0.0-0	0	0	0	0
*MSU (9.19)	3	2	1	1.0-1	0.0-0	0	0	0	0
*at PUR (9.26)	2	1	1	1.0-2	0.0-0	0	0	0	0
*WASH (10.3)	2	0	2	0.0-0	0.0-0	0	0	0	0
*USC (10.17)	2	2	0	0.0-0	0.0-0	0	0	0	0
*BC (10.24)	7	0	7	0.0-0	0.0-0	0	0	0	0
*vs. WSU (10.31)	1	1	0	1.0-1	0.0-0	0	0	0	1-0
*NAVY (11.7)	8	2	6	1.0-4	0.0-0	0	0	0	0
at PITT (11.14)									
UCONN (11.21)									
at STAN (11.28)									

* - games started

43 ERIC MAUST


Alpharetta, Ga. (Blessed Trinity)
Birthdate: 1-9-88



Punter	SR	6-2	190
--------	----	-----	-----

40 NICK TAUSCH

Plano, Texas (Jesuit)
Birthdate: 4-30-91



Kicker	FR	6-0	190
--------	----	-----	-----

Maust's Career Highs
Punts – 8, at USC (11.29.08) **Punt Yards** – 323, at USC (11.29.08)
Punt Average (min. of 3) – 44.0, twice **Long Punt** – 54, twice
50+ Punts – 2, twice **Inside 20** – 2, six times
Blocked – 1, three times **Touchback** – 1, six times

Maust's Season Highs
Punts – 4, twice **Punt Yards** – 160, at Michigan (9.12)
Punt Avg. (min. of 3) – 41.3, Michigan State (9.19) **Long Punt** – 49, Michigan State (9.19)
Inside 20 – 2, Nevada (9.5) **Touchback** – 1, at Michigan (9.12)

Maust's Career Stats

Year	G-S	No	Yds	Avg	LG	TB	FC	I20	50+	Blkd
2006										
2007	6-0	21	884	42.1	53	1	6	9	2	1
2008	13-0	54	2218	41.1	54	4	10	16	8	2
2009	9-0	14	557	39.8	49	1	5	3	0	0
Total	28-0	89	3659	41.1	54	6	21	28	10	3

Maust's Game-by-Game

2009	No	Yds	Avg	LG	TB	FC	I20	50+	BLK
NEV (9.5)	3	122	40.7	43	0	1	2	0	0
at UM (9.12)	4	160	40.0	46	1	2	0	0	0
MSU (9.19)	3	124	41.3	49	0	2	1	0	0
at PUR (9.26)	4	151	37.8	46	0	2	0	0	0
WASH (10.3)	-	-	-	-	-	-	-	-	-
USC (10.17)	-	-	-	-	-	-	-	-	-
BC (10.24)	-	-	-	-	-	-	-	-	-
vs. WSU (10.31)	-	-	-	-	-	-	-	-	-
NAVY (11.7)	0	0	0.0	0	0	0	0	0	0
at PITT (11.14)									
UCONN (11.21)									
at STAN (11.28)									

Tidbits

- ▶ Maust has 10 career punts over 50 yards, with a long of 54 and landed 28 balls inside the 20-yard line.
- ▶ Regained starting punting duties entering the Navy game.
- ▶ One of Notre Dame's best pitchers posting a combined 14-6 record from 2007-09.
- ▶ Named all-BIG EAST second team as a pitcher in 2008.
- ▶ Maust made 10 appearances, nine out of the bullpen, for the Cape Cod League's Hyannis Mets this past summer. He went 2-2 with a 2.29 earned run average in 19.2 innings of work. Maust yielded 16 hits and struck out 17 with six walks.

Tausch's Career Highs
Extra Points Attempted – 5, twice **Extra Points Converted** – 5, Nevada (9.5)
Field Goals Attempted – 5, Washington (10.3) **Field Goals Converted** – 5, Washington (10.3)
Longest FG – 46, Michigan State (9.19) **Points Scored** – 17, Washington (10.3)

Tausch's Career Stats

Year	Field Goals				XP		Kickoffs			
	G-S	M-A	Pct	LG	M-A	Pct	Att	Yds	Avg	TB
2009	9-0	14-17	.824	46	27-30	.900	35	2164	61.8	0

Field Goal Breakdown

Year	0-19	20-29	30-39	40-49	50+	LG	Blkd
2009	0-0	5-6	6-7	3-4	0-0	46	--

Tausch's Game-by-Game

2009	FGA	FGM	LG	XPA	XPM	Points
NEV (9.5)	0	0	0	5	5	5
at UM (9.12)	3	2	42	2	2	8
MSU (9.19)	2	2	46	4	3	9
at PUR (9.26)	1	1	34	3	3	6
WASH (10.3)	5	5	40	2	2	17
USC (10.17)	0	0	0	4	3	3
BC (10.24)	2	2	37	2	2	8
vs. WSU (10.31)	2	2	29	5	4	10
NAVY (11.7)	2	0	0	3	3	3
at PITT (11.14)						
UCONN (11.21)						
at STAN (11.28)						

Tidbits

- ▶ Connected on a 29-yard field goal with 9:44 to go in the first quarter to give Notre Dame a 3-0 lead over Washington State.
- ▶ Added a second field goal of the game. Gave the Irish a 33-7 lead with 3:16 remaining in the third quarter.
- ▶ After missing the first field goal attempt of his career at Michigan, Tausch connected on 14 consecutive field goals – a Notre Dame school record. The previous school record was held by Mike Johnston, who made 13 straight during the 1982 season.
- ▶ Tausch is the first Irish place kicker to register five field goals in a single game without a miss.
- ▶ Tausch equaled the school record with his fifth field goal of the game with 12:23 to go in the fourth quarter to make the score 24-22 in favor of Washington.

Most Consecutive Field Goals – Career

Rank	Name	Team	Year	Count
1.	Nick Tausch	Michigan	2009	14
2.	Mike Johnston	Michigan	1982	13
3.	John Carney	Navy	1984	10
4.	Nicholas Setta	USC	2000	9
	Nicholas Setta	Washington State	2003	9
	D.J. Fitzpatrick	Navy	2003	9
7.	Chuck Male	Miami	1978	8
	Chuck Male	Michigan	1979	8
	John Carney	Air Force	1986	8

▶ Tausch connected on a pair of field goals against Michigan State for the second consecutive week. The rookie nailed a career-long 46-yard field goal with 5:34 left in the third quarter to give Notre Dame a 26-17 lead.



#23 Notre Dame 35 • Nevada 0

Sept. 5, 2009 • Notre Dame, Ind. • Notre Dame Stadium



NOTRE DAME, Ind. (AP) - Jimmy Clausen must have felt as if he was still in paradise.

Clausen, last seen playing nearly flawless in a Hawaii Bowl victory, completed 15 of 18 passes for 315 yards and four touchdowns to lead No. 23 Notre Dame to a 35-0 victory over Nevada on Saturday.

The Irish ended a disappointing 2008 season with a 49-21 victory over Hawaii in the Hawaii Bowl that provided at least some hope for the future.

A much needed one, too, with a trip to Michigan, coming off its own impressive opening victory, up next week.

Clausen started the game by completing 10 of 11 passes for 184 yards and three touchdowns, highlighted by a career-long 70-yard pass for a touchdown to Michael Floyd. He bettered that in the third quarter with an 88-yard scoring pass to Floyd.

It was the third longest pass completion in Notre Dame history.

Floyd also had a 24-yard TD catch and tight end Kyle Rudolph opened the scoring with a 19-yard TD catch. The other touchdown by the Irish (1-0) came on a 1-yard run by Armando Allen Jr.

It was the first shutout for Notre Dame during the Weis era. The last shutout for the Irish was a 42-0 win over Rutgers in 2002. It was just the third time in Nevada coach Chris Ault's 25 years as coach that the Wolf Pack was shut out.

The Irish couldn't have gotten off to a much better start. The defense stopped Nevada on its first three third-down attempts and linebacker Toryan Smith stuffed Wolf Pack running back Vai Tauga for a 1-yard loss on fourth-and-1. Even highly touted freshman linebacker Manti Te'o got in on the act for Notre Dame on his first play early in the second quarter.

The Irish held the Wolf Pack to 153 yards rushing and 307 total yards.

The play of the defense against a Nevada offense that was third in the country in rushing last year had to inspire Notre Dame fans.

The play of Clausen must of had them giddy—even if it was more against a pass defense that ranked behind Hawaii's last season.

Clausen was 22 of 26 passing for 401 yards with five touchdowns in the Christmas Eve bowl victory. Nevada, which ranked last in the nation in pass defense, was just as helpless to stop him.

Kaepernick was 12 of 23 passing for 149 yards with two interceptions. He also ran for 39 yards on 10 carries. Tauga ran for 114 yards on 18 carries.

Score by Quarters	1	2	3	4	Score	
Nevada	0	0	0	0	-	0 Record: (0-1)
Notre Dame	7	21	7	0	-	35 Record: (1-0)

First Quarter

8:42 ND RUDOLPH 19 yd pass from CLAUSEN (TAUSCH kick), 12-67 6:18

Second Quarter

14:54 ND FLOYD 24 yd pass from CLAUSEN (TAUSCH kick), 9-78 4:24

11:42 ND FLOYD 70 yd pass from CLAUSEN (TAUSCH kick), 2-79 0:46

1:48 ND ALLEN 1 yd run (TAUSCH kick), 8-80 3:45

Third Quarter

10:12 ND FLOYD 88 yd pass from CLAUSEN (TAUSCH kick), 4-99 1:58

TEAM STATS

	NEV	ND
FIRST DOWNS	15	20
RUSHES-YARDS (NET)	29-153	41-178
PASSING YDS (NET)	154	332
Passes Att-Comp-Int	27-13-2	20-17-0
TOTAL OFFENSE PLAYS-YARDS	56-307	61-510
Fumble Returns-Yards	0-0	0-0
Punt Returns-Yards	0-0	2-22
Kickoff Returns-Yards	5-88	1-23
Interception Returns-Yards	0-0	2-23
Punts (Number-Avg)	5-46.6	3-40.7
Fumbles-Lost	1-1	0-0
Penalties-Yards	4-49	3-35
Possession Time	26:20	33:40
Third-Down Conversions	2 of 11	6 of 12
Fourth-Down Conversions	0 of 1	1 of 2
Red-Zone Scores-Chances	0-3	2-2
Sacks By: Number-Yards	0-0	2-21

RUSHING: Nevada-Tauga 18-114; Kaepernick 10-39; Ball 1-0.

Notre Dame-ALLEN 15-72; GRAY, J. 9-50; HUGHES 6-20; RIDDICK 5-19; ALDRIDGE 3-13; TATE 1-3; CLAUSEN 2-1.

PASSING: Nevada-Kaepernick 12-23-2-149; Lantrip 1-4-0-5. Notre Dame-CLAUSEN 15-18-0-315; CRIST 2-2-0-17.

RECEIVING: Nevada-Session 5-51; Tauga 3-38; Wimberly 2-36; Wellington 2-27; Green 1-2. Notre Dame-FLOYD 4-189; RUDOLPH 4-29; TATE 3-59; ALLEN 3-25; WALKER, D. 1-15; PARRIS 1-10; GRAY, J. 1-5.

INTERCEPTIONS: Nevada-None. Notre Dame-McCARTHY, K. 1-23; BLANTON 1-0.

FUMBLES: Nevada-Tauga 1-1. Notre Dame-None.

SACKS (UA-A): Nevada-None. Notre Dame-SMITH, B. 1-0; SMITH, Toryan 1-0.

TACKLES (UA-A): Nevada-Johnson 5-5; Amaya 7-2; Bethea 3-6; Harvey 5-3; Moch 3-3; Marshall 2-4; Frey 4-1; Agaiva 0-4; Thompson 2-1; Roy 1-2; Coulson 2-0; Madonick 1-1; Liranzo 1-0; Grimes 1-0; Silva-Purcell 1-0; Miller 0-1; Slack 0-1; Tauga 0-1; Barker 0-1. Notre Dame-McCARTHY, K. 7-2; SMITH, H. 5-1; SMITH, Toryan 4-1; SMITH, S. 2-1; GRAY, G. 2-1; SMITH, B. 2-1; RYAN 1-2; BLANTON 2-0; TE'O 2-0; SLAUGHTER 2-0; McDONALD 1-1; FILER 1-1; JOHNSON 1-1; BROWN 1-1; WILLIAMS, I. 0-2; HERRING 1-0; ANELLO 0-1; Cwynar 0-1; FLEMING 0-1.



Michigan 38 • #18 Notre Dame 34

Sept. 12, 2009 • Ann Arbor, Mich. • Michigan Stadium



ANN ARBOR, Mich. (AP) - Tate Forcier threw a 5-yard touchdown pass to Greg Mathews with 11 seconds left, lifting Michigan to a 38-34 win over No. 18 Notre Dame on Saturday.

Armando Allen ran for a touchdown and got the 2-point conversion on a nifty Statue of Liberty play with 5:13 left after Jimmy Clausen threw his third touchdown pass to give the Fighting Irish (1-1) the lead, but their defense could not deny Forcier and the Wolverines (2-0).

He was 23 of 33 for 240 yards, two TDs and an interception. He ran for 70 yards and a score -- squirting up the middle on fourth-and-3 to put Michigan up 31-20. In the opener, Forcier threw three TDs before halftime against Western Michigan.

Forcier's 31-yard TD run on a fourth down gave the Wolverines an 11-point lead early in the fourth quarter. He threw an interception on his next drive to aid Notre Dame's comeback, but he bounced back by converting a third down with a pass before his clutch connection with Mathews in the front corner of the end zone.

Jimmy Clausen completed 25 of 42 passes for 336 yards and three TDs, but missed some throws throughout the game that proved to be costly. Tate and Michael Floyd combined for 16 catches, 246 yards and three TDs, and Michigan cornerbacks Donovan Warren and Boubacar Cissoko struggled to contain the duo all day.

After Weis spoke to his team, Clausen did.

"I told them the same thing that Coach said," Clausen said. "We have to decide how we're going to go from here."

Score by Quarters	1	2	3	4	Score	
Notre Dame	3	17	0	14	-	34 Record: (1-1)
Michigan	14	3	7	14	-	38 Record: (2-0)

First Quarter

4:12 UM Minor 2 yd run (Olesnavage kick), 9-79 3:46

0:46 ND TAUSCH 34 yd field goal, 8-56 3:26

0:34 UM Stonum 94 yd kickoff return (Olesnavage kick)

Second Quarter

12:34 ND TATE 4 yd pass from CLAUSEN (TAUSCH kick), 7-76 3:00

7:05 ND FLOYD 11 yd pass from CLAUSEN (TAUSCH kick), 7-69 3:47

2:41 ND TAUSCH 42 yd field goal, 5-17 3:07

0:00 UM Olesnavage 39 yd field goal, 9-48 2:41

TEAM STATS

	ND	UM
FIRST DOWNS	27	21
RUSHES-YARDS (NET)	30-154	38-190
PASSING YDS (NET)	336	240
Passes Att-Comp-Int	42-25-0	33-23-1
TOTAL OFFENSE PLAYS-YARDS	72-490	71-430
Fumble Returns-Yards	0-0	0-0
Punt Returns-Yards	1-5	0-0
Kickoff Returns-Yards	3-100	7-202
Interception Returns-Yards	1-20	0-0
Punts (Number-Avg)	4-40.0	5-36.0
Fumbles-Lost	1-1	3-0
Penalties-Yards	9-75	6-59
Possession Time	31:25	28:35
Third-Down Conversions	6 of 14	5 of 14
Fourth-Down Conversions	1 of 1	2 of 2
Red-Zone Scores-Chances	4-5	3-4
Sacks By: Number-Yards	2-9	0-0

Third Quarter

7:55 UM Koger 3 yd pass from Forcier (Olesnavage kick), 5-26 1:48

Fourth Quarter

14:16 UM Forcier 31 yd run (Olesnavage kick), 6-64 3:07

9:46 ND TATE 21 yd pass from CLAUSEN (CLAUSEN pass failed), 14-80 4:30

5:13 ND ALLEN 8 yd run (ALLEN rush), 7-36 2:29

0:11 UM Mathews 5 yd pass from Forcier (Olesnavage kick), 9-57 2:02

RUSHING: Notre Dame-ALLEN 21-139; KAMARA 1-10; TATE 1-5; CLAUSEN 2-0; GRAY, J. 3-0; HUGHES 1-0; RIDDICK 1-0. Michigan-Minor 16-106; Forcier 13-70; Robinson 4-21; Brown 4-minus 3; Odoms 1-minus 4.

PASSING: Notre Dame-CLAUSEN 25-42-0-336. Michigan-Forcier 23-33-1-240.

RECEIVING: Notre Dame-TATE 9-115; FLOYD 7-131; RUDOLPH 3-38; ALLEN 2-24; EVANS 2-15; GRAY, J. 1-7; KAMARA 1-6. Michigan-Mathews 5-68; Stonum 4-54; Koger 4-38; Brown 4-36; Odoms 3-18; Savoy 2-23; Grady 1-3.

INTERCEPTIONS: Notre Dame-McCARTHY, K. 1-20. Michigan-None.

FUMBLES: Notre Dame-GRAY, J. 1-1. Michigan-Minor 1-0; Forcier 1-0; Brown 1-0.

SACKS (UA-A): Notre Dame-FLEMING 1-0; RYAN 1-0. Michigan-None.

TACKLES (UA-A): Notre Dame-SMITH, H. 4-7; McCARTHY, K. 5-4; SMITH, B. 5-2; WALLS 4-3; McNEIL 4-1; JOHNSON 3-1; Smith, Toryan 3-1; FLEMING 3-1; BLANTON 2-1; RYAN 2-1; WILLIAMS, I. 2-1; GORDON 2-0; BROWN 2-0; LEWIS-MOORE 2-0; TE'O 1-1; SLAUGHTER 1-0; ANELLO 1-0; MOTTA 1-0. Michigan-Woolfolk 5-3; Williams 4-4; Ezech 2-5; Warren 3-3; Brown 3-3; Cissoko 4-1; Mouton 4-1; Graham 3-0; Kovacs 2-1; Martin 1-2; Roh 2-0; Van Bergen 1-1; Floyd 1-0; North 1-0; Smith 1-0; Mathews 1-0; Sagesse 0-1; Heiningor 0-1.



Notre Dame 33 • Michigan State 30
 Sept. 19, 2009 • Notre Dame, Ind. • Notre Dame Stadium



NOTRE DAME, Ind. (AP) - Kyle McCarthy saved Notre Dame from another last-minute loss, one play after Michigan State cut the Fighting Irish a break.

McCarthy's interception at the 4-yard line with 57 seconds left sealed Notre Dame's 33-30 win after Jimmy Clausen threw for 300 yards, including the game-winning score on a 33-yard TD pass to Golden Tate with 5:18 left.

"I think this is a huge step for our guys. Not necessarily for the program, but for the guys in the locker room," said McCarthy, who has an interception in each game this season. "We deserve this win."

It was the second straight week the Spartans gave an opponent a second chance and paid for it.

Michigan State's Larry Caper slipped through the Irish defense and was all alone in the back of the end zone. Caper got his hands on it, but it was high and he couldn't pull it down.

The play was reminiscent of Tate Forcier's game-winning TD pass with 11 seconds left the week before for Michigan against Notre Dame.

"After last week, how bad everybody felt in a very similar situation in the ending of the game, to make a play to change the outcome in favor of us, I'm really, really happy for those kids in there," said coach Charlie Weis. "It's nice to see how genuinely excited they are. They feel great."

Instead, the unforced error evoked memories of Michigan State's offside penalty against Central Michigan that gave the Chippewas a second chance at the winning field goal.

"It was a little tougher than Central Michigan because it was such a big win for us," said, Michigan State receiver Keshawn Martin, who threw a 30-yard TD pass to Blair White.

The Irish held on to beat the Spartans in Notre Dame Stadium for the first time since 1993, but lost star wide receiver Michael Floyd to what may be a broken collarbone.

Floyd was hurt in the first half and Weis said the training staff told him "clavicle" and he assumes they meant that it's broken. Second in the nation with 160 yards receiving per game, Floyd finished with two catches for 38 yards.

Cousins was 23 of 35 passing for 302 yards for MSU, which was held to 105 yards rushing. "He played well with the exception of the last throw," Dantonio said.

Cousins was under pressure from linebacker Darius Fleming when he threw the interception. "I needed to throw the ball away or take a sack, anything to throw the ball away," he said.

Armando Allen ran for 115 yards and a touchdown and threw for another out of a wildcat formation, and Nick Tausch kicked field goals of 22 and 46 yards for the Irish (2-1), though he missed an early extra point. It was the third 100-yard game of Allen's career and his second straight.

White caught a pair of touchdown passes and Caper ran for two more as the Spartans (1-2) lost for the second straight week. It was the second time in the past nine meetings that the home team won.

Clausen was 22 of 31 and injured his right foot when he was sacked in the second quarter, but only missed two plays in the game.

Tate finished with 127 yards on seven catches.

Score by Quarters	1	2	3	4	Score
Michigan State	3	14	6	7	30 Record: (1-2)
Notre Dame	13	3	10	7	33 Record: (2-1)

First Quarter	Second Quarter	Third Quarter	Fourth Quarter
12:21 ND Allen 13 yd run (Tausch kick), 4-84 1:40	9:30 MSU White 30 yd pass from Martin (Swenson kick), 4-80 1:12	11:49 ND Paris 5 yd pass from Allen (Tausch kick), 6-70 3:11	9:33 MSU White 17 yd pass from Cousins (Swenson kick), 5-86 2:27
7:11 MSU Swenson 43 yd field goal, 12-43 5:10	3:14 ND Tausch 22 yd field goal, 11-50 4:44	5:34 ND Tausch 46 yd field goal, 10-18 4:11	5:18 ND Tate 33 yd pass from Clausen (Tausch kick), 8-73 4:15
4:59 ND Floyd 22 yd pass from Clausen (Tausch kick failed)	1:01 MSU Caper 1 yd run (Swenson kick), 7-81 2:13	1:24 MSU Caper 7 yd run (Swenson kick blocked), 8-70 4:10	

TEAM STATS	MSU	ND
FIRST DOWNS	27	25
RUSHES-YARDS (NET)	25-105	37-133
PASSING YDS (NET)	354	304
Passes Att-Comp-Int	40-26-1	34-24-1
TOTAL OFFENSE PLAYS-YARDS	65-459	71-437
Fumble Returns-Yards	0-0	1-5
Punt Returns-Yards	0-0	2-23
Kickoff Returns-Yards	7-154	5-125
Interception Returns-Yards	1-0	1-20
Punts (Number-Avg)	3-45.0	3-41.3
Fumbles-Lost	1-1	1-0
Penalties-Yards	6-40	11-99
Possession Time	25:30	34:30
Third-Down Conversions	5 of 10	5 of 11
Fourth-Down Conversions	0 of 0	1 of 1
Red-Zone Scores-Chances	3-4	3-3
Sacks By: Number-Yards	2-16	0-0

RUSHING: Michigan State-Caper 12-51; Ray 3-23; Nichol 2-14; Winston 6-14; Cousins 2-3. Notre Dame-Allen 23-115; Gray 4-24; Clausen 7-minus 1; Tate 1-minus 1; Team 2-minus 4.

PASSING: Michigan State-Cousins 23-35-1-302; Nichol 2-4-0-22; Martin 1-1-0-30. Notre Dame-Clausen 22-31-0-300; Crist 1-2-1-minus 1; Allen 1-1-0-5.

RECEIVING: Michigan State-Cunningham 7-74; Dell 6-121; White 6-75; Linthicum 3-34; Gantt 2-31; Ray 1-14; Sims 1-5. Notre Dame-Tate 7-127; Rudolph 6-95; Kamara 3-23; Parris 3-16; Floyd 2-0; Brown 2-0; Hughes 1-minus 1.

INTERCEPTIONS: Michigan State-Robinson 1-0. Notre Dame-McCarthy 1-20.

FUMBLES: Michigan State-Ray 1-1. Notre Dame-Clausen 1-0.

SACKS (UA-A): Michigan State-Pickelman 0-1; Worthy 1-0; Gordon 0-1. Notre Dame-None.

TACKLES (UA-A): Michigan State-Jones 3-6; Gordon 2-6; Ware 7-0; Hyde 4-2; Pickelman 2-4; Jenrette 2-4; Robinson 2-4; Denson 2-3; Rucker, Chris L. 2-3; Misch 0-4; Anderson 1-2; Strayhorn 2-0; Worthy 1-1; Davis-Clark 1-1; Neely 1-1; Rolf 1-0; Fortener 1-0; Cousins 1-0; Norman 0-1; Anderson 0-1; Wilson 0-1. Notre Dame-McCarthy, K. 7-2; Smith, H. 5-2; Smith, B. 3-2; Blanton 2-3; Herring 4-0; Smith, S. 2-2; Lewis-Moore 1-3; Williams, I. 2-1; Motta 2-1; Johnson 0-3; Fleming 2-0; Walls 2-0; Brown 2-0; Slaughter 1-0; McDonald 1-0; Te'o 0-1; Cave 0-1; Ryan 0-1; Cwynar 0-1; Smith, Toryan 0-1.



Notre Dame 24 • Purdue 21
 Sept. 26, 2009 • West Lafayette, Ind. • Ross-Ade Stadium



WEST LAFAYETTE, Ind. (AP) - With the game on the line, Notre Dame coach Charlie Weis put the game in the hands of his hobbled star.

Gimpy Jimmy Clausen completed a 2-yard touchdown pass to Kyle Rudolph with 24.8 seconds to play, and Notre Dame rallied for a 24-21 win over Purdue on Saturday night.

Clausen, slowed by a turf toe injury on his right foot, split time with Dayne Crist. Though Crist directed two touchdown drives with the Wildcat offense in the first half, Clausen returned to the game when it got tight in the fourth quarter.

The Fighting Irish (3-1) took over trailing 21-17 with 3:41 to go. Clausen completed a 22-yard pass to Rudolph to move the ball to the Purdue 32, but a sack forced Notre Dame into a third-and-14. Clausen completed a 15-yard pass to Robby Parris for a first down. A 17-yarder to Golden Tate set up a first-and-goal at the 4. After three plays netted two yards, Clausen found Rudolph in the end zone on fourth down for the winner.

Clausen, the nation's No. 2 passer, wasn't himself. He completed 15 of 26 for 171 yards, and he threw his first interception of the season.

He found his rhythm in the final minutes.

It was the third straight Notre Dame game decided in the final minute. Kyle McCarthy had an interception at the 4-yard line with 57 seconds left to seal Notre Dame's 33-30 win over Michigan State last week. A week earlier, Michigan's Tate Forcier threw a 5-yard touchdown pass with 11 seconds remaining to beat the Irish 38-34.

Notre Dame played without its leading rusher and receiver. Running back Armando Allen sat out with an injured right ankle and receiver Michael Floyd was knocked out for the season last week with a broken collarbone.

Joey Elliott passed for 289 yards and three touchdowns in his best game of the season for Purdue (1-3). Keith Smith caught 11 passes and tied a career high with 136 yards.

Purdue's three losses are by a combined 11 points.

The Boilermakers (1-3) drove deep into Notre Dame territory late in the third quarter and began the fourth quarter trailing by 10 with the ball at the Notre Dame 15. Elliott completed a slant pass to Smith for a 3-yard touchdown, and the Boilermakers cut Notre Dame's lead to 17-14.

Purdue got another chance with just under six minutes to play. Jaycen Taylor took a play-action fake out of the backfield, caught a pass in the flat from Elliott and raced untouched for a 38-yard touchdown that gave Purdue a 21-17 lead with just under four minutes to play.

Purdue didn't deny the importance of the game, saying all week that the rivalry had special meaning. The Boilermakers wore all-black uniforms for the first time since Oct. 21, 2006 against Wisconsin and the "Purdue" in the end zones were painted black with a gold outline instead of gold with a black outline.

But Clausen sent the Purdue home fans disappointed.

Score by Quarters	1	2	3	4	Score
Notre Dame	3	14	0	7	24 Record: (3-1)
Purdue	7	0	0	14	21 Record: (1-3)

First Quarter	Second Quarter	Third Quarter	Fourth Quarter
11:53 PUR Valentin 36 yd pass from Elliott (Wiggs kick), 8-80 3:07	10:43 ND Hughes 2 yd run (Tausch kick), 9-73 4:07	13:41 PUR Smith 3 yd pass from Elliott (Wiggs kick), 10-59 3:21	11:53 PUR Valentin 36 yd pass from Elliott (Wiggs kick), 8-80 3:07
2:23 ND Tausch 34 yd field goal, 10-60 3:57	4:43 ND Tate 14 yd run (Tausch kick), 7-62 3:49	3:41 PUR Taylor 38 yd pass from Elliott (Wiggs kick), 5-69 2:15	2:23 ND Tausch 34 yd field goal, 10-60 3:57
		0:25 ND Rudolph 2 yd pass from Clausen (Tausch kick), 12-72 3:16	

TEAM STATS	ND	PUR
FIRST DOWNS	23	16
RUSHES-YARDS (NET)	43-167	26-74
PASSING YDS (NET)	216	289
Passes Att-Comp-Int	36-20-1	38-22-1
TOTAL OFFENSE PLAYS-YARDS	79-383	64-363
Fumble Returns-Yards	0-0	0-0
Punt Returns-Yards	1-16	2-49
Kickoff Returns-Yards	4-96	5-86
Interception Returns-Yards	1-2	1-0
Punts (Number-Avg)	4-37.8	5-37.4
Fumbles-Lost	0-0	1-1
Penalties-Yards	6-41	13-103
Possession Time	34:25	25:35
Third-Down Conversions	6 of 15	7 of 15
Fourth-Down Conversions	1 of 3	0 of 2
Red-Zone Scores-Chances	4-5	1-1
Sacks By: Number-Yards	2-18	4-21

RUSHING: Notre Dame-Hughes 15-68; Tate 9-55; Riddick 1-24; Gray, Jonas 9-18; Crist 4-16; TEAM 1-minus 1; Clausen 4-minus 13. Purdue-Bolden 17-67; Taylor 2-6; Smith 1-6; Valentin 1-1; Elliott 5-minus 6.

PASSING: Notre Dame-Clausen 15-26-1-171; Crist 5-10-0-45. Purdue-Elliott 22-38-1-289.

RECEIVING: Notre Dame-Tate 5-57; Rudolph 4-52; Kamara 3-20; Hughes 3-9; Gray, Jonas 2-42; Parris 1-15; Evans 1-12; Burger 1-9. Purdue-Smith 11-136; Adams 4-26; Carlos 2-27; Taylor 1-38; Valentin 1-36; Adams 1-11; Smith 1-9; Bolden 1-6.

INTERCEPTIONS: Notre Dame-Walls 1-2. Purdue-Pender 1-0.

FUMBLES: Notre Dame-None. Purdue-Valentin 1-1.

SACKS (UA-A): Notre Dame-Fleming 1-0; Te'o 1-0. Purdue-Werner 2-0; Gooden 1-0; Kerrigan 1-0.

TACKLES (UA-A): Notre Dame-McCarthy 6-4; Blanton 5-3; Brown 3-2; Lewis-Moore 4-0; Smith, B. 4-0; Fleming 4-0; Smith, T. 2-0; Neal 2-0; Ryan 2-0; Williams, I. 1-1; Walls 1-1; Smith, H. 0-2; Rudolph 1-0; Gray, G. 1-0; Anello 1-0; Te'o 1-0; Smith, S. 1-0; Posluszny 1-0; Maust 1-0; Johnson 1-0; Filer 0-1. Purdue-McClean 7-3; Holland 4-6; Kerrigan 5-3; Werner 6-1; Williams 4-3; Carlino 3-3; King 4-0; Evans 3-1; Pender 2-1; Short 1-2; Beckford 2-0; Maci 2-0; Gooden 1-1; Higgs 0-2; Wolf 1-0; Brown 1-0; Wiggs 1-0; Mondek 1-0.



Notre Dame 37 • Washington 30 (ot)

Oct. 3, 2009 • Notre Dame, Ind. • Notre Dame Stadium



NOTRE DAME, Ind. (AP) - Notre Dame waited even later than the last minute to pull out this finish.

Robert Hughes scored on a 1-yard run in overtime and safeties Harrison Smith and Kyle McCarthy jarred the ball loose from Washington receiver D'Andre Goodwin near the goal line on fourth-and-19 as the Fighting Irish beat the Huskies 37-30 Saturday.

It was the fourth straight game decided in the final 60 seconds for the Irish, the last three of which were wins.

The Irish (4-1) stayed in it with a pair of goal-line stands in the second half.

The first was late in the third quarter when the Irish held the Huskies (2-3) for no points on two plays from the 1-yard line on a pair of keepers by Jake Locker. Locker gained a half yard on the first play, but was stopped by Brian Smith and McCarthy. On fourth-and-goal from the 1, Locker lost a half yard when Kerry Neal and Harrison Smith stopped him.

Chris Polk appeared to give the Huskies a 30-22 lead with a 6-yard TD run with 7:07 left, but after a review he was ruled down on the half-yard line.

The Huskies couldn't advance the ball on three tries, but got a fresh set of downs when Notre Dame nose tackle Ian Williams was called for roughing the snapper on the field goal attempt. The Huskies couldn't get it in on the next three plays either, with Locker being stuffed for no gain from the 1. Erik Folk kicked a 24-yard field goal to cap the 19-play drive that ate up 9 minutes and 19 seconds on the clock.

Jimmy Clausen was 23 of 31 passing for a career-high 422 yards, the fifth highest passing yardage in five seasons under coach Charlie Weis. He had a 67-yard TD pass to Golden Tate, a 77-yard pass to Tate that set up a field goal and a 12-yard TD pass to Kyle Rudolph with 80 seconds left to give Notre Dame a 30-27 lead.

Folk kicked a 37-yard field goal with 6 seconds left to tie the game at 30.

Golden Tate caught nine passes for a career-high 244 yards and a touchdown. He set up Hughes' TD run with a 22-yard catch on the first play in overtime.

Locker was 22 of 40 passing for 281 yards and a touchdown. He also ran for a touchdown, but couldn't come up with the big play in overtime as he had three incomplete passes and was sacked for a 9-yard loss.

Nick Tausch tied a Notre Dame record with five field goals as Washington's defense repeatedly held the Irish out of the end zone.

Linebacker Manti Te'o, a highly rated recruit playing extensively for the first time, finished with 10 tackles.

Score by Quarters	1	2	3	4	OT	Score	
Washington	7	10	7	6	0	30	Record: (2-3)
Notre Dame	3	13	3	11	7	37	Record: (4-1)

First Quarter

10:10 UW Locker 5 yd run (Folk kick), 9-56 4:50
7:11 ND Tausch 34 yd field goal, 7-49 2:59

Second Quarter

14:08 ND Tausch 40 yd field goal, 10-58 5:27
7:20 ND Tausch 34 yd field goal, 10-72 4:42
4:39 UW Trufant 17 yd fumble recovery (Folk kick)
3:27 ND Tate 67 yd pass from Clausen (Tausch kick), 3-78 1:12
0:00 UW Folk 40 yd field goal, 5-53 0:51

Third Quarter

12:51 ND Tausch 21 yd field goal, 5-76 2:09
8:57 UW Kearse 8 yd pass from Locker (Folk kick), 9-64 3:54

Fourth Quarter

12:23 ND Tausch 24 yd field goal, 9-93 3:14
3:04 UW Folk 24 yd field goal, 19-69 9:19
1:20 ND Rudolph 12 yd pass from Clausen (Hughes rush), 5-63 1:44
0:06 UW Folk 37 yd field goal, 9-70 1:14

Overtime

15:00 ND Hughes 1 yd run (Tausch kick), 2-25 0:00

TEAM STATS

	UW	ND
FIRST DOWNS	25	23
RUSHES-YARDS (NET)	39-176	29-108
PASSING YDS (NET)	281	422
Passes Att-Comp-Int	40-22-0	31-23-1
TOTAL OFFENSE PLAYS-YARDS	79-457	60-530
Fumble Returns-Yards	1-17	0-0
Punt Returns-Yards	0-0	0-0
Kickoff Returns-Yards	8-147	6-129
Interception Returns-Yards	1-10	0-0
Punts (Number-Avg)	4-40.5	2-39.5
Fumbles-Lost	1-1	1-1
Penalties-Yards	13-82	6-43
Possession Time	32:23	27:37
Third-Down Conversions	7 of 17	2 of 10
Fourth-Down Conversions	1 of 3	0 of 0
Red-Zone Scores-Chances	4-5	6-6
Sacks By: Number-Yards	3-19	3-22

RUSHING: Washington-Polk 22-136; Locker 16-33; Fogerson 1-7. Notre Dame-Hughes 8-70; Allen 12-39; Tate 1-31; Clausen 8-minus 32.

PASSING: Washington-Locker 22-40-0-281. Notre Dame-Clausen 23-31-1-422.

RECEIVING: Washington-Kearse 8-94; Middleton 4-33; Goodwin 3-65; Johnson 2-59; Fogerson 2-16; Polk 2-9; Homer 1-5. Notre Dame-Tate 9-244; Rudolph 4-53; Evans 4-34; Allen 3-20; Parris 2-46; Hughes 1-25.

INTERCEPTIONS: Washington-Butler 1-10. Notre Dame-None.

FUMBLES: Washington-Locker 1-1. Notre Dame-Clausen 1-1.

SACKS (UA-A): Washington-Dennison 1-0. Notre Dame-Johnson 1-0; Lewis-Moore 1-0; Neal 1-0.

TACKLES (UA-A): Washington-Williams 5-3; Dennison 5-3; Trufant 5-1; Richardson 4-1; Foster 2-3; Gage 2-2; Walker 2-2; Butler 2-1; Glenn 1-2; Folk 0-3; Ta'amu 1-1; Te'o-Nesheim 1-1; Fellner 1-1; Wiggs 0-2; Matthews 1-0; Long 0-1; Elisara 0-1. Notre Dame-McCarthy 7-5; Te'o 2-8; Neal 5-2; Smith, B. 4-3; Lewis-Moore 4-3; Smith, H. 4-2; Johnson 3-2; Smith, S. 2-3; Filer 2-2; Blanton 2-2; Brown 2-1; Ryan 1-1; Williams, I. 0-2; Smith, T. 0-2; Motta 1-0; Allen 1-0; Anello 1-0; Walls 1-0; Slaughter 1-0; Herring 1-0; Mullen 0-1; Burger 0-1; McNeil 0-1; Gordon 0-1.



#6/5 USC 34 • #25/25 Notre Dame 27

Oct. 17, 2009 • Notre Dame, Ind. • Notre Dame Stadium



NOTRE DAME, Ind. (AP) - Notre Dame quarterback Jimmy Clausen nearly executed another thrilling fourth-quarter rally, but came up four yards short as No. 6 Southern California held on for a 34-27 victory against No. 25 Notre Dame.

Notre Dame's streak of last-minute victories ended at three, but the Fighting Irish (4-2) at least showed they could compete with their longtime rivals this season.

USC had dominated Notre Dame and coach Charlie Weis the past three seasons and led 34-14 in the fourth quarter Saturday. The Fighting Irish seemed on their way to the type of lopsided loss that would have their supporters grumbling about Weis again.

Instead, Clausen and the Irish rallied back, but couldn't score into the same end zone where the Trojans (5-1) famously scored four years ago on the Bush Push, which gave Reggie Bush, Matt Leinart and USC a 34-31 victory in Weis' first season.

On Clausen's first pass into the end zone, Kyle Rudolph made juggling catch but was out of bounds. The second was knocked down by Josh Pinkard and the Trojans started celebrating thinking the game was over.

Clausen and USC quarterback Matt Barkley, pals from southern California, even exchanged what they thought was a post-game handshake.

But the officials ruled there was 1 second left. Clausen fired to Duval Kamara, who slipped and couldn't get a hand on it.

Barkley was 19 for 29 for 380 yards and two touchdowns to Damian Williams, who had four catches for 108 yards. Anthony McCoy had five catches for 153 yards.

The Trojans appeared to be on the verge of blowing the game open when Joe McKnight dove in for a TD early in the fourth quarter.

The Irish closed to 34-27 midway through the fourth quarter on a 2-yard TD run by Clausen and a 15-yard TD pass from Clausen to Golden Tate after an interception by Irish cornerback Gary Gray.

Clausen was 24-of-43 passes for 260 yards and two touchdown passes while facing a strong USC pass rush. He threw the ball away five times and was sacked five times. And in the end, he gave Notre Dame a chance, which is far more than the Irish have had in recent years against Carroll's mighty Trojans. In the previous three meetings, USC outscored Notre Dame 120-27.

Tate had eight catches for 117 yards. The Irish also got a 25-yard completion on a faked field goal attempt by holder Eric Maust that set up another touchdown.

The Irish were aided in their final drive by a couple of penalties by USC. Robby Parris caught a 13-yard pass on fourth down to the USC 16, but All-American Taylor Mays was called for a personal foul on the hit to Parris. That got the ball to the 8. Then Malik Jackson was called two plays later for roughing the passer, placing the ball on the 4.

But the Irish couldn't get the game to overtime and USC celebrated its 10th straight win against a ranked opponent.

Score by Quarters	1	2	3	4	Score	
USC	7	6	14	7	34	Record: (5-1)
Notre Dame	7	0	7	13	27	Record: (4-2)

First Quarter

8:47 USC Williams 20 yd pass from Barkley (Congdon kick), 5-88 2:09
1:04 ND Hughes 2 yd run (Tausch kick), 9-56 3:45

Second Quarter

12:44 USC Congdon 24 yd field goal, 11-80 3:20
7:10 USC Congdon 37 yd field goal, 10-53 4:31

Third Quarter

7:29 USC Williams 41 yd pass from Barkley (Congdon kick), 6-73 2:37
5:18 ND Tate 45 yd pass from Clausen (Tausch kick), 4-78 2:11
2:35 USC Bradford 3 yd run (Congdon kick), 5-73 2:43

Fourth Quarter

13:33 USC McKnight 1 yd run (Congdon kick), 6-66 2:02
11:13 ND Clausen 2 yd run (Tausch kick blocked), 7-68 2:20
7:28 ND Tate 15 yd pass from Clausen (Tausch kick), 3-13 1:27

TEAM STATS

	USC	ND
FIRST DOWNS	21	27
RUSHES-YARDS (NET)	33-121	31-82
PASSING YDS (NET)	380	285
Passes Att-Comp-Int	29-19-1	44-25-0
TOTAL OFFENSE PLAYS-YARDS	62-501	75-367
Fumble Returns-Yards	0-0	0-0
Punt Returns-Yards	1-4	1-2
Kickoff Returns-Yards	5-68	6-124
Interception Returns-Yards	0-0	1-30
Punts (Number-Avg)	4-38.2	5-37.8
Fumbles-Lost	1-0	4-0
Penalties-Yards	8-70	4-38
Possession Time	28:49	31:11
Third-Down Conversions	6 of 13	5 of 14
Fourth-Down Conversions	0 of 0	2 of 3
Red-Zone Scores-Chances	5-5	3-4
Sacks By: Number-Yards	5-24	3-18

RUSHING: USC-McKnight 19-79; Bradford 8-45; Williams 1-9; Havili 1-5; Barkley 4-minus 17. Notre Dame-Allen 12-51; Hughes 6-17; Goodman 1-13; Tate 1-3; Aldridge 2-2; Clausen 9-minus 4.

PASSING: USC-Barkley 19-29-1-380. Notre Dame-Clausen 24-43-0-260; Maust 1-1-0-25.

RECEIVING: USC-McCoy 5-153; Williams 4-108; Butler 2-32; Ellison 2-23; Ausberry 2-14; Havili 1-19; Johnson 1-13; Ayles 1-10; McKnight 1-8. Notre Dame-Parris 9-92; Tate 8-117; Rudolph 3-9; Allen 2-35; Kamara 2-23; Goodman 1-9.

INTERCEPTIONS: USC-None. Notre Dame-Gray 1-30.

FUMBLES: USC-Gable 1-0. Notre Dame-Tate 1-0; Goodman 1-0; Rudolph 1-0; Parris 1-0.

SACKS (UA-A): USC-Griffin 2-0; Perry 2-0; Horton 1-0. Notre Dame-Ryan 1-0; Filer 0-1; Lewis-Moore 0-1; Smith, B. 0-1; Johnson 0-1.

TACKLES (UA-A): USC-Casey 3-7; Mays 1-9; Galippo 1-8; Morgan 3-3; Thomas 3-2; Smith 1-4; Perry 3-1; Pinkard 2-2; Griffen 2-2; Horton 1-2; Harris 1-2; Bryant 2-0; McAllister 2-0; Armstead 1-1; Jones 1-1; Horton 0-2; Cumming 1-0; Byers 1-0; McDonald 0-1; Ellison 0-1; Harris 0-1; Jackson 0-1; Kennard 0-1; Green 0-1; Shoemate 0-1; Harfman 0-1. Notre Dame-Te'o 4-4; Smith, B. 3-5; Gray, G. 2-4; McCarthy, K. 3-2; Lewis-Moore 3-2; Blanton 3-1; Walls 2-2; Ryan 1-3; Smith, H. 1-3; Brown 3-0; Filer 2-1; Williams, I. 2-0; Fleming 1-1; Johnson 0-2; Smith, S. 1-0; Motta 1-0.



Notre Dame 20 • Boston College 16
Oct. 24, 2009 • Notre Dame, Ind. • Notre Dame Stadium



NOTRE DAME, Ind. (AP) - Golden Tate caught 11 passes for 128 yards and two touchdowns to lead Notre Dame to a 20-16 victory over Boston College on Saturday, ending a six-game losing streak to the Eagles.

Notre Dame (5-2) came up with three interceptions in the second half, the final one with 98 seconds left. The last five games the Fighting Irish had played were decided in the final minute.

The Eagles (4-3) repeatedly beat the Notre Dame defense as Dave Shinskie threw for a season-high 279 yards and a touchdown, but the Irish came up with big plays, including two interceptions by Kyle McCarthy. BC had five turnovers, while the Irish had none.

Jimmy Clausen was 26 of 39 passing for 246 yards for Notre Dame.

It appeared for a while the 25-year-old Shinskie would become the third freshman quarterback to beat the Irish this season, joining Michigan's Tate Forcier and USC's Matt Barkley. While the BC running game struggled again on the road, finishing with 70 yards on 29 carries, Shinskie repeatedly found open receivers. BC looked much better than the team that came into the game with the nation's 106th ranked passing offense, averaging 171 yards a game.

Notre Dame coaches talked during the week about the need for the Irish to cut down on the number of big plays they had been giving up, especially against the pass. Shinskie threw 10 passes of 20 or more yards and had a 15-yard run.

BC had a chance to take control after scoring on its first possession of the first half to take a 16-13 lead, but the Irish defense came up big at key times. First the Irish forced a fumble by Montel Harris at their 1 on BC's second possession of the second half. It was the second lost fumble by Harris, who came into the game with a streak of 356 touches without a fumble.

Then on BC's next possession, McCarthy intercepted a pass by Shinskie at the Notre Dame 23.

McCarthy came up with another interception at the Notre Dame 26 with 4:23 left, that could have sealed the win. But the Irish offense went three-and-out and BC got the ball back at its own 32. On fourth-and-16, Shinskie completed a 28-yard pass to Rich Gunnell, who had 10 catches for 179 yards. On the next play, McCarthy was called for pass interference on a pass to Justin Jarvis.

Two plays later, Irish linebacker Brian Smith made the final interception.

The BC defense contributed as well, tallying a safety in the first quarter and stopping the Irish on a fourth-and-goal from the 1 line early in the fourth quarter.

Boston College took the lead when Shinskie threw a 7-yard TD pass to Gunnell with 4:40 left in the second quarter. The Eagles had been outscored 53-0 at Clemson and at Virginia Tech in the first three quarters.

Score by Quarters	1	2	3	4	Score
Boston College	2	7	7	0	16 Record: (5-3)
Notre Dame	3	10	0	7	20 Record: (5-2)

First Quarter

10:08 ND Tausch 37 yd field goal, 10-53 4:52
 7:42 BC Ramella safety

Second Quarter

8:44 ND Tausch 34 yd field goal, 10-36 2:31
 4:40 BC Gunnell 7 yd pass from Shinskie (Aponavicius kick), 9-68 4:04
 0:36 ND Tate 11 yd pass from Clausen (Tausch kick), 12-74 4:04

Third Quarter

12:14 BC Harris 2 yd run (Aponavicius kick), 6-56 2:46

Fourth Quarter

8:12 ND Tate 36 yd pass from Clausen (Tausch kick), 3-49 1:04

TEAM STATS

	BC	ND
FIRST DOWNS	16	22
RUSHES-YARDS (NET)	29-70	37-106
PASSING YDS (NET)	279	246
Passes Att-Comp-Int	35-17-3	39-26-0
TOTAL OFFENSE PLAYS-YARDS	64-349	76-352
Fumble Returns-Yards	0-0	0-0
Punt Returns-Yards	0-0	1-8
Kickoff Returns-Yards	5-117	3-51
Interception Returns-Yards	0-0	3-37
Punts (Number-Avg)	5-42.0	6-32.7
Fumbles-Lost	3-2	0-0
Penalties-Yards	6-45	8-82
Possession Time	27:12	32:48
Third-Down Conversions	6 of 13	5 of 15
Fourth-Down Conversions	1 of 1	0 of 1
Red-Zone Scores-Chances	2-3	3-4
Sacks By: Number-Yards	1-15	0-0

RUSHING: Boston College-Harris 22-38; Shinskie 3-19; McCluskey 3-15; Team 1-minus 2. Notre Dame-Allen 21-98; Gray 1-6; Hughes 4-5; Maust 1-4; Clausen 6-1; Tate 1-minus 2; Team 3-minus 6.

PASSING: Boston College-Shinskie 17-35-3-279. Notre Dame-Clausen 26-39-0-246.

RECEIVING: Boston College-Gunnell 10-179; Larmond, Jr. 3-61; Pantale 1-22; Jarvis 1-21; Anderson 1-2; Harris 1-minus 6. Notre Dame-Tate 11-128; Kamara 7-60; Goodman 3-22; Toma 2-13; Rudolph 1-11; Allen 1-9; Parris 1-3.

INTERCEPTIONS: Boston College-None. Notre Dame-McCarthy 2-27; Smith, B. 1-10.

FUMBLES: Boston College-Harris 3-2. Notre Dame-None.

SACKS (UA-A): Boston College-Ramella 1-0. Notre Dame-None.

TACKLES (UA-A): Boston College-Kuechly 7-7; Fletcher 3-6; Gause 5-3; Morrissey 3-5; Bowman 3-5; Albright 2-5; Rollins 5-1; McLaughlin 1-4; Davis 1-4; Ramsey 0-4; Ramella 1-2; Jarvis 2-0; Rossi 1-1; Thompson 0-1; Newman 0-1; Finch 0-1. Notre Dame-Te'o 2-7; Williams, I. 0-7; Lewis-Moore 2-4; Smith, B. 0-6; McCarthy, K. 2-3; Brown 4-0; Smith, H. 2-2; Blanton 0-4; Fleming 3-0; Slaughter 2-1; Gordon 1-1; Gray, G. 1-1; Walls 1-0; McNeil 1-0; Cwynar 0-1; Neal 0-1; Filer 0-1; Herring 0-1; Ryan 0-1; Anello 0-1; McDonald 0-1; Johnson 0-1.



#25/25 Notre Dame 40 • Washington State 14
Oct. 31, 2009 • San Antonio, Texas • Alamodome



SAN ANTONIO (AP) - Jimmy Clausen wandered the Notre Dame sideline worry-free with the clock ticking down and a blowout victory minutes away.

For the first time in almost two months, the Fighting Irish could relax in the fourth quarter.

Clausen threw two touchdowns, including a desperation heave that Golden Tate spectacularly pulled down to end the first half, and Notre Dame clobbered Washington State 40-14 on Saturday night.

The previous six games for Notre Dame (6-2) were nerve-wrackingly decided in the final minutes. This time, the Irish had Washington State (1-7) buried by halftime.

Robert Hughes ran for 131 yards on 24 carries and had a touchdown, delighting a Texas crowd that was overwhelmingly filled with Fighting Irish fans. The Alamodome blowout debuted Notre Dame's plan to play one offsite home game a year.

Clausen, keeping his name in the Heisman Trophy conversation, was 22 of 27 for 268 yards. The jewel was his 50-yard bomb on the final play before halftime to Tate, who somehow made the grab between three defenders.

Officials reviewed the catch -- perhaps the only time the Irish were in suspense all night. Tate sprung for the ball and tumbled to the ground in a tangled mass, but after the replay booth confirmed the junior had possession, the stadium erupted.

Hughes had a career game starting in place of Armando Allen Jr., who has been bothered by a right ankle he sprained a month ago. Standing on the sideline without pads, Allen watched Notre Dame get their most convincing win since routing Nevada 35-0 in the season opener.

Tate's Hail Mary haul was his second sensational score. He earlier went on a 16-yard touchdown run that began with him running smack into two linebackers before spinning around, leaving the would-be tacklers colliding and grasping for air as Tate dashed to the end zone.

Tate finished with 141 total yards. He called his biggest grab luck.

Clausen sat out the fourth quarter after one of his most accurate games of the season. He now has 18 touchdowns on the season to just two interceptions.

Clausen was replaced by sophomore Dayne Crist, who went 2 of 6 for 69 yards and had a 64-yard touchdown to John Goodman. But Crist was carried off the field in the fourth when the sophomore's left leg got trapped under the 285-pound frame of Washington State defensive end Toby Turpin.

Nick Tausch kicked field goals from 16 and 23 yards and set a Notre Dame record with 14 consecutive field goals without a miss.

The Irish didn't sell out the 65,000-seat Alamodome but likely impressed those they wanted to most: sought-after Texas recruits. Notre Dame will play its future offsite home games in Texas, Florida or New York.

The Irish are already scheduled to be back in the Lone Star State in 2013 to play Arizona State at Cowboys Stadium.

Score by Quarters	1	2	3	4	Score
Washington State	0	7	0	7	14 Record: (1-7)
Notre Dame	9	21	3	7	40 Record: (6-2)

First Quarter

9:44 ND Tausch 29 yd field goal, 10-45 4:23
 0:14 ND Kamara 7 yd pass from Clausen (Tausch kick blocked), 6-80 3:04

Second Quarter

9:29 ND Tate 16 yd run (Tausch kick), 8-71 4:01
 4:05 ND Hughes 1 yd run (Tausch kick), 8-80 4:02
 1:16 WSU Karstetter 11 yd pass from Tuel (Grasu kick), 7-67 2:49
 0:00 ND Tate 50 yd pass from Clausen (Tausch kick), 6-75 1:16

Third Quarter

3:16 ND Tausch 23 yd field goal, 11-40 6:10

Fourth Quarter

10:01 ND Goodman 64 yd pass from Crist (Tausch kick), 2-55 1:06
 5:16 WSU Karstetter 8 yd pass from Tuel (Grasu kick), 7-65 3:06

TEAM STATS

	WSU	ND
FIRST DOWNS	12	32
RUSHES-YARDS (NET)	26-102	48-255
PASSING YDS (NET)	104	337
Passes Att-Comp-Int	23-12-2	33-24-0
TOTAL OFFENSE PLAYS-YARDS	49-206	81-592
Fumble Returns-Yards	0-0	0-0
Punt Returns-Yards	0-0	2-10
Kickoff Returns-Yards	6-137	3-52
Interception Returns-Yards	0-0	2-0
Punts (Number-Avg)	8-41.8	5-33.2
Fumbles-Lost	1-0	4-1
Penalties-Yards	6-50	8-74
Possession Time	19:06	40:54
Third-Down Conversions	2 of 11	6 of 14
Fourth-Down Conversions	0 of 0	0 of 0
Red-Zone Scores-Chances	1-1	4-4
Sacks By: Number-Yards	2-9	5-40

RUSHING: Washington State-Tardy 8-72; Mitz 5-27; Winston 3-4; Tuel 10-minus 1. Notre Dame-Hughes 24-131; Tate 4-61; Riddick 9-51; Gray, J. 8-21; Crist 1-0; Clausen 2-minus 9.

PASSING: Washington State-Tuel 12-23-2-104. Notre Dame-Clausen 22-27-0-268; Crist 2-6-0-69.

RECEIVING: Washington State-Thompson 3-27; Karstetter 2-19; Solomon 2-14; Winston 2-13; Simone 1-15; Byers 1-12; Blackledge 1-4. Notre Dame-Rudolph 6-59; Tate 4-80; Hughes 4-51; Kamara 3-36; Riddick 3-24; Goodman 2-73; Toma 1-8; Ragone 1-6.

INTERCEPTIONS: Washington State-None. Notre Dame-Williams, I. 1-0; Blanton 1-0.

FUMBLES: Washington State-Tuel 1-0. Notre Dame-Gray, J. 1-0; Tate 1-0; Hughes 1-0; Crist 1-1.

SACKS (UA-A): Washington State-Turpin 1-0; Spitz 1-0. Notre Dame-Johnson 1-1; Motta 0-1; Neal 0-1; Filer 1-0; Fleming 1-0; Mullen 0-1.

TACKLES (UA-A): Washington State-Stripling 7-6; Hoffman 6-6; Hicks 7-4; Mattingly 4-3; Ledgerwood 5-1; Turpin 5-0; Long 2-1; Hamlett 2-1; Matthews 1-2; Hayward 1-2; Beck 2-0; Spitz 2-0; Lopina 1-1; Justin 1-1; Jones 1-0; McCartney 1-0; Houston 1-0; Montgomery 1-0; Forzani 1-0; Solomon 1-0; Byers 0-1; Freitag 0-1. Notre Dame-Lewis-Moore 4-1; Slaughter 3-1; McCarthy, K. 3-1; Fleming 2-2; Motta 1-3; Te'o 2-1; Neal 1-2; Gray, G. 2-0; Gordon 2-0; Posluszny 1-1; Johnson 1-1; McCarthy, D. 1-0; McNeil 1-0; Brown 1-0; Smith, S. 1-0; Smith, T. 1-0; Richardson 1-0; Blanton 1-0; Williams, I. 1-0; Filer 1-0; Smith, B. 1-0; Herring 0-1; Mullen 0-1; McDonald 0-1.



Navy 23 • #19/21 Notre Dame 21

Nov. 7, 2009 • Notre Dame, Ind. • Notre Dame Stadium



NOTRE DAME, Ind. (AP) - Navy's second consecutive victory at Notre Dame Stadium didn't produce the same euphoria for the Midshipmen as the last one.

Just another win as far as Navy was concerned - though this loss to the Midshipmen was much more costly for Notre Dame.

Craig Schaefer sacked Jimmy Clausen in the end zone with 60 seconds left Saturday and Navy held on for a 23-21 victory, its second in three seasons against the 19th-ranked Fighting Irish.

Two years ago when Navy beat Notre Dame, the Irish were in the midst of a 3-9 season. The loss Saturday effectively ends any hope Notre Dame (6-3) had for its first Bowl Championship Series appearance since 2006.

Navy coach Ken Niumatalolo said he believed media speculation about Notre Dame chasing a BCS berth, along with the Irish playing at No. 14 Pittsburgh (8-1) next week, helped the Midshipmen.

"We kind of felt like we had them in a perfect storm. Just looking to the postseason, a very, very good Pitt team coming next week, and it's us coming," he said.

The last time an unranked Navy team beat a ranked Notre Dame team was 1936, the first year of the poll, when the Midshipmen won 3-0. Ranked Notre Dame teams had beat unranked Navy 41 straight times.

Notre Dame (6-3) scored with 24 seconds left on a 31-yard pass from Jimmy Clausen to Golden Tate to cut the lead to two, but the ensuing onside kick went out of bounds.

The Midshipmen, who now go to the Texas Bowl, said the win two years ago helped them believe they could do it again.

Ricky Dobbs threw a 52-yard touchdown pass and ran for another and fullback Vince Murray added a 25-yard TD run for Navy to lead the Midshipmen to consecutive wins in South Bend for the first time since 1961 and 1963.

Navy outruled the Irish, playing without leading rusher Armando Allen Jr. because of an ankle injury, 348 yards to 60. Murray ran for 158 yards and a touchdown on 14 carries, becoming the first Navy running back to rush for 100 yards for four straight games since Napoleon McCallum in 1983.

Dobbs, who played only seven plays in the last two games because of a knee injury, added 102 yards on 31 carries and completed 2 of 3 passes for 56 yards.

Clausen was 37 of 51 passing for 452 yards, all career highs. The 37 completions are a school record and the yardage is the fourth best in school history. Heisman Trophy-worthy numbers, but with Notre Dame down a touchdown and less than a two minutes left, Clausen was sacked on consecutive plays. The last one gave Navy its final two points and all but sealed the victory.

Michael Floyd, playing his first game after breaking his collarbone in September, matched his career high with 10 catches for 141 yards. Tate had nine catches for 132 yards.

The Irish managed to cut the lead to 21-14 when Floyd caught a 12-yard TD pass from Clausen with 4:46 left in the game. The game appeared over when Schaefer sacked Clausen with 60 seconds left. But Tate recovered the onside kick by Nick Tausch to give the Irish once last chance and they converted it for a score, but they will lament the points they left behind.

Tausch, who had made a school-record 14 straight field goals, missed a 41-yard attempt wide left and a 30-yard try wide right. The Irish also had a fumble at the goal line and an interception at the 5.

Score by Quarters	1	2	3	4	Score
Navy	7	7	7	2	23 Record: (7-3)
Notre Dame	0	0	7	14	21 Record: (6-3)

First Quarter

7:15 NAVY Dobbs 1 yd run (Buckley kick), 12-51 6:08

Second Quarter

14:56 NAVY Murray 25 yd run (Buckley kick), 7-76 2:54

Third Quarter

5:03 ND Hughes 1 yd run (Tausch kick), 10-80 3:57

3:29 NAVY Jones 52 yd pass from Dobbs (Buckley kick), 3-72 1:34

Fourth Quarter

4:46 ND Floyd 12 yd pass from Clausen (Tausch kick), 9-90 1:48

1:00 NAVY Schaefer safety

0:24 ND Tate 31 yd pass from Clausen (Tausch kick), 3-66 0:36

RUSHING: Navy-Murray 14-158; Dobbs 31-102; Teich 5-52; Greene 5-36; Doyle 1-1; Team 1-minus 1. Notre Dame-Riddick 5-35; Hughes 7-20; Floyd 1-8; Tate 2-2; Clausen 5-minus 5.

PASSING: Navy-Dobbs 2-3-0-56. Notre Dame-Clausen 37-51-1-452.

RECEIVING: Navy-Jones 1-52; Greene 1-4. Notre Dame-Floyd 10-141; Tate 9-132; Hughes 6-59; Parris 5-28; Ragone 2-33; Kamara 2-25; Rudolph 2-18; Riddick 1-16.

INTERCEPTIONS: Navy-Vela 1-20. Notre Dame-None.

FUMBLES: Navy-None. Notre Dame-Parris 1-1; Clausen 1-1.

SACKS (UA-A): Navy-Schaefer 1-0; Tuani 1-0. Notre Dame-Lewis-Moore 1-0.

TACKLES (UA-A): Navy-Carter 5-4; Vela 2-7; Schaefer 2-7; Middleton 3-5; Haberer 1-7; Pospisil 1-6; Edwards 3-2; Simmons 1-4; Merchant 1-4; Tuani 2-2; Nechak 0-4; Walsh 1-1; Blue 1-1; Graham 0-2; Yarborough 1-0; Ackerman 1-0; Mitchell 0-1; Burge 0-1; Teague 0-1; Stephens 0-1. Notre Dame-Smith, B. 6-4; Brown 8-1; McCarthy, K. 4-5; Williams, I. 2-6; Fleming 4-3; Lewis-Moore 4-3; Neal 3-4; Smith, H. 5-1; Te'o 2-3; Filer 0-2; Blanton 1-0; McDonald 1-0; Motta 0-1; Anello 0-1.

TEAM STATS

	ND	NAVY
FIRST DOWNS	20	32
RUSHES-YARDS (NET)	57-348	20-60
PASSING YDS (NET)	56	452
Passes Att-Comp-Int	3-2-0	51-37-1
TOTAL OFFENSE PLAYS-YARDS	60-404	71-512
Fumble Returns-Yards	0-0	0-0
Punt Returns-Yards	0-0	1-13
Kickoff Returns-Yards	2-31	4-101
Interception Returns-Yards	1-20	0-0
Punts (Number-Avg)	5-46.2	0-0.0
Fumbles-Lost	0-0	2-2
Penalties-Yards	7-49	6-53
Possession Time	32:19	27:41
Third-Down Conversions	6 of 13	5 of 9
Fourth-Down Conversions	2 of 2	0 of 2
Red-Zone Scores-Chances	1-2	2-6
Sacks By: Number-Yards	2-13	1-3

The Last Time

NOTRE DAME

Rushing

Had 400 or more yards:at Boston College, 1996 (426)
 Had 300 or more yards:at Stanford, 2003 (320)
 Had 70 or more rushing attempts:vs. Michigan State, 1991 (76)
 Had 60 or more rushing attempts:vs. Navy, 2007 (63)
 Had 50 or more rushing attempts:vs. Navy, 2008 (51)
 Had six or more rush TDs:vs. Navy, 1996 (6)
 Had five or more rush TDs:at USC, 2000 (5)
 Had four or more rush TDs:vs. Navy, 2007 (4)
 Had two players with 100 rush yards in a game:vs. Stanford, 2002
(Rashon Powers-Neal 108, Ryan Grant 103)

Passing

Had 500 or more yards:at USC, 1970 (526)
 Had 400-499 yards:vs. Navy, 2009 (452)
 Had 300-399 yards:vs. Washington State, 2009 (337)
 Had 40 or more pass attempts:vs. Navy, 2009 (51)
 Had 30-39 pass attempts:vs. Washington State, 2009 (33)
 Had 25-29 pass completions:vs. Boston College, 2009 (26)
 Had 20-24 pass completions:vs. Washington State, 2009 (24)
 Had six or more passing TDs:vs. BYU, 2005 (6)
 Had five or more passing TDs:vs. Hawai'i (Hawai'i Bowl), 2008 (5)
 Had four or more passing TDs:vs. Nevada, 2009 (4)
 Had three or more passing TDs:vs. Washington State, 2009 (3)
 Had five or more passes intercepted:vs. USC, 1967 (7)
 Had four or more passes intercepted:at Boston College, 2008 (4)
 Had three or more passes intercepted:at Boston College, 2008 (4)

Receiving

Had two players with 100 receiving yards in a game:vs. Navy, 2009 (Golden Tate - 132, Michael Floyd - 141)
 Had a player with over 150 receiving yards in a game:vs. Washington, 2009 (Golden Tate - 244)
 Had two players with 10 catches in a game:vs. BYU, 2005 (Maurice Stovall - 14, Jeff Samardzija - 10)

Combination Offense

Had a 200-yard passer and 100-yard rusher in a game:vs. Washington State, 2009 (Jimmy Clausen - 268, Robert Hughes - 131)
 Had a 100-yard receiver and 100-yard rusher in a game:vs. Michigan State, 2009 (Golden Tate - 127 receiving; Armando Allen - 115 rush)

Total Offense

Had 600 or more yards total offense:at Stanford, 2005 (663)
 Had 500-599 yards total offense:vs. Navy, 2009 (512)
 Had 400-499 yards total offense:vs. Michigan State, 2009 (437)
 Had 85 or more plays total offense:vs. Navy, 2007 (90)
 Had 75-84 plays total offense:vs. Washington State, 2009 (81)

Scoring

Scored 60 or more points:vs. Rutgers, 1996 (62)
 Scored 50-59 points:at Stanford, 2003 (57)
 Scored 40-49 points:vs. Washington State, 2009 (40)
 Scored 30-39 points:vs. Washington, 2009 (37 - ot)
 Allowed 60 or more points:Never
 Allowed 50-59 points:at Miami (Fla.), 1985 (58)
 Allowed 40-49 points:vs. Air Force, 2007 (41)
 Allowed 30-39 points:vs. USC, 2009 (34)
 Was held scoreless:at Boston College, 2008 (17-0)
 Was held scoreless at home:USC, 2007 (38-0)
 Was held scoreless on the road:at Boston College, 2008 (17-0)
 Was held without offensive touchdown:at USC, 2008 (38-3)
 Held opponent scoreless:vs. Nevada, 2009 (35-0)
 Held opponent scoreless at home:vs. Nevada, 2009 (35-0)
 Held opponent scoreless on the road:at Purdue, 1993 (17-0)
 Held opponent without offensive touchdown:vs. Nevada, 2009 (35-0)
 Held opponent scoreless at neutral site:vs. Maryland (Giants Stadium - East Rutherford, NJ), 2002 (22-0)
 Held two or more opponents scoreless in a season:2002 vs. Maryland (22-0) vs. Rutgers (42-0)
 Held three or more opponents scoreless in a season:1976 vs. Purdue (23-0) at Northwestern (49-0), vs. Oregon (41-0)

Held four or more opponents scoreless in a season:1966 vs. Army (35-0) vs. North Carolina (32-0), at Oklahoma (38-0), vs. Pittsburgh (40-0) vs. Duke (64-0), at USC (51-0)
 Held five or more opponents scoreless in a season:1966 vs. Army (35-0) vs. North Carolina (32-0), at Oklahoma (38-0), vs. Pittsburgh (40-0) vs. Duke (64-0), at USC (51-0)
 Held six or more opponents scoreless in a season:1966 vs. Army (35-0) vs. North Carolina (32-0), at Oklahoma (38-0), vs. Pittsburgh (40-0) vs. Duke (64-0), at USC (51-0)
 Had multiple players with multiple TDs in a game:vs. Hawai'i (Hawai'i Bowl), 2008 (Golden Tate - 3, Armando Allen - 2)

Turnovers

Did not commit a turnover:vs. Boston College, 2009
 Committed six or more turnovers:vs. Navy, 1984 (6)
 Committed five turnovers:at Boston College, 2008 (5)
 Lost four or more fumbles:vs. Michigan State, 1999 (4)
 Lost three fumbles:at North Carolina, 2008 (3)
 Recorded six or more takeaways:vs. Michigan, 2008 (6)
 Recorded five takeaways:vs. Boston College, 2009 (5)
 Returned two or more interceptions for TDs:vs. Stanford, 2002 (2)
(Shane Walton - 18 yards, Courtney Watson - 34 yards)
 Returned an interception for a TD:vs. Purdue, 2008 (1)
(Robert Blanton - 47 yards)
 Returned a fumble for a TD:vs. Michigan, 2008 (1)
(Brian Smith - 35 yards)

Defense

Held opponent 50 or fewer rushing yards:vs. Hawai'i (Hawai'i Bowl), 2008 (32)
 Held opponent to 100 or fewer passing yards:vs. Navy, 2009 (56)
 Held opponent to 201-300 yards total offense:vs. Washington State, 2009 (206)
 Held opponent to 200 or fewer yards total offense:at Washington, 2008 (124)
 Intercepted five or more passes:vs. Purdue, 1988 (5)
 Intercepted four passes:at UCLA, 2007 (4)
 Intercepted three passes:vs. Boston College, 2009 (3)
 Scored a safety:at Stanford, 2003
 Recorded nine or more sacks:vs. Rutgers, 1996 (9)
 Recorded eight sacks:vs. Hawai'i (Hawai'i Bowl), 2008 (8)
 Recorded seven sacks:at Stanford, 2005 (7)
 Recorded six sacks:vs. Navy, 2004 (6)
 Recorded five sacks:vs. Washington State, 2009 (5)
 Held opponent to 10 or fewer first downs:at Washington, 2008 (8)

Special Teams

Returned a punt for a TD:vs. North Carolina, 2006 (Tom Zbikowski, 52 yards)
 Returned a blocked punt for a TD:vs. Navy, 2008 (Toryan Smith, 14 yards)
 Returned a kickoff for a TD:vs. Hawai'i (Hawai'i Bowl), 2008 (Armando Allen, 96 yards)
 Returned a blocked FG for a TD:at Air Force, 2006 (Terrail Lambert, 76 yards)
 Blocked a punt:vs. Hawai'i (Hawai'i Bowl), 2008 (Sergio Brown)
 Punted 10 or more times:USC, 2007 (10)
 Did not punt:vs. Navy, 2009
 Blocked a field goal:vs. Boston College, 2007
 Had a field goal blocked:at Purdue, 2007
 Blocked a PAT kick:vs. Michigan State, 2009
 Scored on a blocked PAT attempt:vs. Texas, 1995
 Missed a kicking PAT:vs. Michigan State, 2009
 Had a kicking PAT blocked:vs. Washington State, 2009
 Had a punt blocked:at Boston College, 2008

Miscellaneous

Had 30 or more first downs:vs. Navy, 2009 (32)
 Had 20-29 first downs:vs. Boston College, 2009 (22)
 Was not penalized:at LSU, 1997
 Had 10 or more penalties:vs. Michigan State, 2009 (11)
 Had 120 or more yards in penalties:at Rutgers, 2000 (120)
 Had 40 minutes or more of possession time:vs. Washington State, 2009 (40:54)
 Had 35-40 minutes of possession time:vs. Navy, 2008 (35:33)
 Was involved in a tie game:at USC, 1994 (17-17)
 Was involved in an overtime game:vs. Washington, 2009 (W, 37-30)

The Last Time

A NOTRE DAME PLAYER

Rushing

Rushed for 300 or more yards:Never
Rushed for 250-299 yards:Julius Jones at Pittsburgh, 2003 (262)
Rushed for 200-249 yards:Julius Jones at Stanford, 2003 (218)
Rushed for 175-199 yards:Darius Walker at Stanford, 2005 (186)
Rushed for 150-174 yards:Darius Walker vs. Army, 2006 (162)
Rushed for 125-149 yards:Robert Hughes vs. Washington State, 2009 (131)
Rushed for 100-124 yards:Armando Allen vs. Michigan State, 2009 (115)
Quarterback rushed for 100 or more yards:Carlyle Holiday at Boston College, 2001 (109)
Rushed 40 or more times:Allen Pinkett at LSU, 1984 (40)
Rushed 35-39 times:Julius Jones vs. BYU, 2003 (35)
Rushed 30-34 times:James Aldridge vs. Navy, 2007 (32)
Rushed 25-29 times:Darius Walker vs. Stanford, 2006 (25)
Rushed for four or more TDs:Emmett Mosley vs. Navy, 1994 (4)
Rushed for three TDs:Travis Thomas vs. Navy, 2007 (3)
Rushed for two TDs:Robert Hughes vs. Michigan, 2008 (2)
Had a run of 80 yards or more:Terrance Howard at West Virginia, 2000 (80)
Had a run of 70-79 yards:Arnaz Battle vs. Kansas, 1999 (74)
Had a run of 60-69 yards:Brady Quinn at USC, 2006 (60)
Had a run of 50-59 yards:Carlyle Holiday at Air Force, 2002 (53)

Passing

Passed for 500 or more yards:Joe Theismann at USC, 1970 (526)
Passed for 400-499 yards:Jimmy Clausen vs. Navy, 2009 (452)
Passed for 300-399 yards:Jimmy Clausen vs. Michigan State, 2009 (300)
Attempted 50 or more passes:Jimmy Clausen vs. Navy, 2009 (51)
Attempted 40-49 passes:Jimmy Clausen vs. USC, 2009 (43)
Attempted 30-39 passes:Jimmy Clausen vs. Boston College, 2009 (39)
Completed 30 or more passes:Jimmy Clausen vs. Navy, 2009 (37)
Completed 20-29 passes:Jimmy Clausen vs. Washington State, 2009 (22)
Threw six TDs:Brady Quinn vs. BYU, 2005 (6)
Threw five or more TDs:Jimmy Clausen vs. Hawai'i (Hawai'i Bowl), 2008 (5)
Threw four or more TDs:Jimmy Clausen vs. Nevada, 2009 (4)
Threw three or more TDs:Jimmy Clausen at Michigan, 2009 (3)
Threw five or more interceptions:Before 1975
Threw four interceptions:Jimmy Clausen at Boston College, 2008 (4)
Threw three interceptions:Brady Quinn vs. Michigan, 2006 (3)
Completed a pass of 80 yards or more:Jimmy Clausen vs. Nevada, 2009 (88)
Completed a pass of 70-79 yards:Jimmy Clausen vs. Washington, 2009 (77)
Completed a pass of 60-69 yards:Dayne Crist vs. Washington State, 2009 (64)
Completed a pass of 50-59 yards:Jimmy Clausen vs. Washington State, 2009 (50)

Receiving

Caught 15 or more passes:Never
Caught 10-14 passes:Michael Floyd vs. Navy, 2009 (10)
Caught seven to nine passes:Golden Tate vs. Navy, 2009 (9)
Had 200 or more yards receiving:Golden Tate vs. Washington, 2009 (244)
Had 175-199 yards receiving:Michael Floyd vs. Nevada, 2009 (189)
Had 150-174 yards receiving:Jeff Samardzija vs. BYU, 2005 (152)
Had 100-149 yards receiving:Michael Floyd, Golden Tate vs. Navy, 2009 (141, 132)
Caught four or more TDs:Maurice Stovall vs. BYU, 2005 (4)
Caught three TDs:Michael Floyd vs. Nevada, 2009 (3)
Caught two TDs:Golden Tate vs. Boston College, 2009 (2)

Total Offense

Had 500 or more yards total offense:Joe Theismann at USC, 1970 (512)
Had 400-499 yards total offense:Jimmy Clausen vs. Navy, 2009 (447)
Had 100 yards both passing and rushing:Jarious Jackson vs. Oklahoma, 1999 (276 passing, 107 rushing)

Scoring

Accounted for four or more touchdowns:Jimmy Clausen vs. Nevada, 2009 (4 passing)
Accounted for three touchdowns:Jimmy Clausen at Michigan, 2009 (3 passing)

Defense

Intercepted three or more passes:Shane Walton vs. Maryland, 2002 (3)
Intercepted two passes:Kyle McCarthy vs. Boston College, 2009 (2)
Recovered three or more fumbles:Never

Forced two fumbles:Maurice Crum, Jr. at UCLA, 2007 (2)
Recovered two fumbles:Brian Smith vs. Michigan, 2008 (2)
Recorded 15 or more tackles:David Bruton vs. Pittsburgh, 2008 (16), Kyle McCarthy vs. Pittsburgh, 2008 (15)
Recorded 10-14 tackles:Brian Smith vs. Navy, 2009 (10)

Special Teams

Scored 15 or more points kicking:Nick Tausch vs. Washington, 2009 (17)
Scored 10-14 points kicking:Nick Tausch vs. Washington State, 2009 (10)
Kicked five or more field goals:Nick Tausch vs. Washington, 2009 (5)
Kicked four field goals:Brandon Walker vs. Pittsburgh, 2008 (4)
Kicked two field goals of 50 or more yards:Never
Kicked a field goal of 50 or more yards:Nicholas Setta vs. Maryland, 2002 (51)
Kicked a punt 70 or more yards:Jim Yoder vs. Texas, 1971 (71)
Kicked a punt 60-69 yards:Geoff Price vs. PSU, 2006 (62)
Punted 10 or more times:Geoff Price vs. USC, 2007 (10)
Totalled 175 or more kickoff return yards:Raghib Ismail at Michigan, 1989 (192)
Totalled 100 or more punt return yards:Tom Zbikowski vs. Tennessee, 2005 (118)

AN OPPOSING TEAM

Rushing

Had 400 or more yards:Pittsburgh, 1975 (411)
Had 300-399 yards:Navy, 2009 (348)
Had 200-299 yards:Michigan State, 2008 (203)
Had 50 or more rushing attempts:Navy, 2009 (57)
Had five or more rush TDs:USC, 2005 (5)
Had four rush TDs:Navy, 2007 (4)
Had two or more players with 100 rush yards in a game:Navy, 2009 (Vince Murray - 158, Ricky Dobbs - 102)

Passing

Had 400 or more yards:Washington, 2005 (408)
Had 300-399 yards:USC, 2009 (380)
Had 60 or more pass attempts:Tennessee, 1990 (60)
Had 50-59 pass attempts:Purdue, 2008 (55)
Had 40-49 pass attempts:Washington, 2009 (40)
Had 30 or more pass completions:Boston College, 2007 (32)
Had five or more passing TDs:USC, 2004 (5)
Had four passing TDs:USC, 2007 (4)
Had three passing TDs:Purdue, 2009 (3)

Receiving

Had two players with 100 receiving yards in a game:USC, 2009 (Anthony McCoy 153, Damien Williams 108)
---	--

Total Offense

Had 600 or more yards total offense:Ohio State, 2006 Fiesta Bowl (617)
Had 500-599 yards total offense:USC, 2009 (501)
Had 400-499 yards total offense:Navy, 2009 (404)
Had 80 or more plays:Boston College, 2007 (83)
Had 75-79 plays:Washington, 2009 (79)

Scoring

Scored 60 or more points:Never
Scored 50-59 points:Miami (Fla.), 1985 (58)
Scored 40-49 points:Air Force, 2007 (41)
Scored 30-39 points:USC, 2009 (34)
Scored a two-point conversion:Navy, 2007

Turnovers

Did not commit a turnover:Navy, 2009
Had three or more fumbles lost:Michigan, 2008 (4)
Intercepted five or more passes:USC, 1967 (7)
Intercepted four passes:Purdue, 2003 (4)
Intercepted three passes:Michigan, 2006 (3)
Returned an interception for a TD:Boston College, 2008 (Paul Anderson - 76 yards)
Returned a fumble for a TD:Air Force, 2007 (John Rabold - 19 yards)

The Last Time

Defense		Receiving	
Held ND to 10 or fewer first downs:	USC, 2007 (10)	Caught 10 or more passes:	Rich Gunnell, Boston College, 2009 (10)
Scored a safety:	Navy, 2009	Caught seven to nine passes:	Jermaine Kearse, Washington, 2009 (8)
Held ND to 50 or fewer rushing yards:	Syracuse, 2008 (41)	Had 200 or more yards receiving:	Selwyn Lymon, Purdue, 2006 (238)
Held ND to 101-200 passing yards:	Navy, 2008 (110)	Had 150-199 yards receiving:	Rich Gunnell, Boston College, 2009 (179)
Held ND to 100 or fewer passing yards:	UCLA, 2007 (94)	Had 100-149 yards receiving:	Damien Williams, USC, 2009 (108)
Held ND to 201-300 yards total offense:	Boston College, 2008 (292)	Caught three or more TD passes:	Dwayne Jarrett, USC, 2006 (3)
Held ND to 200 or fewer yards total offense:	USC, 2007 (165)	Caught two TD passes:	Jeff Solomon, Washington State, 2009 (2)
Special Teams		Scoring	
Returned a punt for a TD:	Penn State, 2007 (Derrick Williams - 78 yards)	Accounted for five or more touchdowns:	Matt Leinart, USC, 2004 (5 passing)
Returned a blocked punt for a TD:	Michigan State, 2004 (Jerramy Scott - 0 yards)	Accounted for four touchdowns:	Matt Trannon, Michigan State, 2005 (3 receiving, 1 rushing)
Returned a kickoff for a TD:	Michigan, 2009 (Darryl Stonum - 94 yards)	Accounted for three touchdowns:	Joey Elliott, Purdue, 2009 (3 passing)
Punted 10 or more times:	Rutgers, 2002 (10)	Defense	
Did not punt:	Miami (Fla.), 1985	Intercepted three or more passes:	Rod Johnson, N.C. State, 2003 (3)
Missed a kicking PAT:	Michigan State, 2009	Intercepted two passes:	Ketric Buffin, Navy, 2008 (2)
Miscellaneous		Recorded three or more sacks:	Bruce Davis, UCLA, 2007 (3.0)
Had 30 or more first downs:	LSU, 2007 Sugar Bowl (31)	Recorded two sacks:	Nick Perry and Everson Griffen, USC, 2009 (2.0)
Had 20-29 first downs:	Navy, 2009 (20)	Special Teams	
Had 10 or more penalties:	Washington, 2009 (13)	Kicked four or more field goals:	Conor Lee, Pittsburgh, 2004 (5)
Had 100 or more yards in penalties:	Purdue, 2009 (103)	Kicked a field goal 50 or more yards:	Matt Payne, BYU, 2004 (53)
Had 35 minutes or more of possession time:	Boston College, 2007 (39:03)	Kicked a punt of 65 or more yards:	Jared Armstrong, Purdue, 2006 (69)
Had one 100-yard receiver and one 100-yard rusher:	USC, 2006 (C.J. Cable, 107 rushing, Dwayne Jarrett, 132 receiving)	Totalled 100 or more kick return yards:	Quinton Richardson, Washington, 2009 (147)
AN OPPOSING PLAYER			
Rushing			
Rushed for 300 or more yards:	Tony Dorsett, Pittsburgh, 1975 (303)		
Rushed for 200-299 yards:	Javon Ringer, Michigan State, 2008 (201)		
Rushed for 150-199 yards:	Vince Murray, Navy, 2009 (158)		
Rushed for 100-149 yards:	Ricky Dobbs, Navy, 2009 (102)		
Rushed 40 or more times:	Craig Heyward, Pittsburgh, 1987 (42)		
Rushed 30-39 times:	Ricky Dobbs, Navy, 2009 (31)		
Rushed 25-29 times:	Sam McGuffie, Michigan, 2008 (25)		
Rushed for five or more TDs:	Walter Reyes, Syracuse, 2003 (5)		
Rushed for four or more TDs:	Walter Reyes, Syracuse, 2003 (5)		
Rushed for three or more TDs:	Reggie Bush, USC, 2005 (3)		
Rushed for two or more TDs:	Larry Caper, Michigan State, 2009 (2)		
Had a run of 80 yards or more:	Sherman Lewis, Michigan State, 1963 (85)		
Had a run of 70-79 yards:	Walter Reyes, Syracuse, 2003 (71)		
Had a run of 60-69 yards:	Javon Ringer, Michigan State, 2008 (63)		
Had a run of 50-59 yards:	Joe McKnight, USC, 2007 (51)		
Passing			
Passed for 500 or more yards:	Never		
Passed for 400-499 yards:	Matt Leinart, USC, 2004 (400)		
Passed for 300-399 yards:	Matt Barkley, USC, 2009 (380)		
Attempted 60 or more passes:	Andy Kelly, Tennessee, 1990 (60)		
Attempted 50-59 passes:	Curtis Painter, Purdue, 2008 (55)		
Attempted 40-49 passes:	Jake Locker, Washington, 2009 (40)		
Completed 30 or more passes:	Matt Ryan, Boston College, 2007 (32)		
Completed 20-29 passes:	Jake Locker, Washington, 2009 (22)		
Threw five or more TDs:	Matt Leinart, USC, 2004 (5)		
Threw four TDs:	Mark Sanchez, USC, 2007 (4)		
Threw three TDs:	Joey Elliott, Purdue, 2009 (3)		
Completed a pass of 90 yards or more:	Kyle Orton, Purdue, 2004 (97)		
Completed a pass of 80-89 yards:	Curtis Painter, Purdue, 2006 (88)		
Completed a pass of 70-79 yards:	Joe Dailey, North Carolina, 2006 (72)		
Completed a pass of 60-69 yards:	Matt Barkley, USC, 2009 (60)		
Completed a pass of 50-59 yards:	Ricky Dobbs, Navy, 2009 (52)		

**The Charlie Weis
Record Book**

TEAM RECORDS - OFFENSE**most points in a game**

49	vs. Hawai'i	12.24.08
49	BYU	10.22.05
49	at Purdue	10.1.05
45	North Carolina	11.4.06
44	Navy	11.3.07
42	Navy	11.12.05
42	at Pittsburgh	9.3.05
41	Penn State	9.9.06
41	Tennessee	11.5.05
41	Michigan State	9.17.05
41	Army	11.18.06

most points in a quarter

28 (2nd)	at Pittsburgh	9.3.05
21 (2nd)	Washington State	10.31.09
21 (2nd)	Nevada	9.5.09
21 (2nd)	vs. Hawai'i	12.24.08
21 (3rd)	vs. Hawai'i	12.24.08
21 (3rd)	Purdue	9.27.08
21 (1st)	Michigan	9.13.08
21 (2nd)	Navy	11.12.05
21 (3rd)	BYU	10.22.05
21 (2nd)	at Purdue	10.1.05

most points in a half

35 (1st)	at Pittsburgh	9.3.05
31 (1st)	North Carolina	11.4.06
30 (1st)	Washington State	10.31.09
28 (1st)	Nevada	9.5.09
28 (1st)	vs. Hawai'i	12.24.08
28 (1st)	Michigan	9.13.08
28 (1st)	at Purdue	10.1.05
28 (2nd)	BYU	10.22.05
28 (1st)	Navy	11.12.05
28 (1st)	Purdue	9.30.06

margin of victory

35	Nevada	9.5.09
32	Army	11.18.06
28	vs. Hawai'i	12.24.08
26	Washington State	10.31.09
26	at Washington	10.25.08
26	BYU	10.22.05
24	Syracuse	11.19.05
24	Penn State	9.9.06
24	vs. Navy	10.28.06
22	at Air Force	11.11.06

fewest points in a game

0	at Boston College	11.8.08
0	at Michigan	9.15.07
0	USC	10.20.07
3	at USC	11.29.08
3	Georgia Tech	9.1.07
7	at Michigan State	9.20.08
10	at Penn State	9.8.07
14	Boston College	10.13.07
14	Michigan State	9.22.07
14	at Georgia Tech	9.2.06
14	vs. LSU	1.3.07

fewest points in a half

0 (1st)	Navy	11.7.09
0 (1st)	at USC	11.29.08
0 (1st)	at Boston College	11.8.08
0 (2nd)	at Boston College	11.8.08
0 (1st)	at Michigan State	9.20.08
0 (1st)	USC	10.20.07
0 (2nd)	USC	10.20.07
0 (1st)	Boston College	10.13.07
0 (1st)	at Purdue	9.29.07
0 (2nd)	Michigan State	9.22.07

0 (1st)	at Michigan	9.15.07
0 (2nd)	at Michigan	9.15.07
0 (1st)	Georgia Tech	9.1.07
0 (2nd)	vs. LSU	1.3.07

most rushing yards in a game

275	at Pittsburgh	9.3.05
255	Washington State	10.31.09
252	at Washington	10.25.08
235	Navy	11.3.07
233	at Washington	9.24.05
231	at Stanford	11.26.05
230	vs. Navy	11.15.08
221	Army	11.18.06
221	Navy	11.12.05
220	Duke	11.17.07

fewest rushing yards in a game

-8	Georgia Tech	9.1.07
-6	at Michigan	9.15.07
0	at Penn State	9.8.07
4	Michigan	9.16.06
16	at Michigan State	9.20.08
27	Boston College	10.13.07
41	UCLA	10.21.06
41	Syracuse	11.22.08
44	BYU	10.22.05
46	at UCLA	10.6.07

most carries

63	Navy	11.3.07
52	USC	11.15.05
51	vs. Navy	11.15.08
50	at Stanford	11.26.05
50	at Purdue	10.1.05
50	at Pittsburgh	9.3.05
49	at Washington	10.25.08
48	Washington State	10.31.09
48	Duke	11.17.07
47	at Washington	9.24.05

highest average gain per rush (min. 20)

6.52	at Air Force (27-176)	11.11.06
6.31	Army (35-221)	11.18.06
5.67	Navy (39-221)	11.12.05
5.50	at Pittsburgh (50-275)	9.3.05
5.3	Washington State	10.31.09
5.23	Stanford (39-204)	10.7.06
5.14	at Washington (49-252)	10.25.08
5.10	at Michigan (30-154)	9.12.09
5.03	Purdue (40-201)	9.27.08
4.96	at Washington (47-233)	9.24.05

most rushing TDs scored

4	Navy	11.3.07
4	at Purdue	10.1.05
4	at Pittsburgh	9.3.05
3	at Washington	10.25.08
3	at Stanford	11.24.07
3	vs. Ohio State	1.2.06
3	at Washington	9.24.05
3	Purdue	9.30.06
3	Army	11.18.06
2	Washington State	10.31.09
2	at Purdue	9.26.09
2	vs. Navy	11.15.08
2	Michigan	9.13.08
2	Michigan State	9.22.07
2	Navy	11.12.05
2	at Stanford	11.26.05
2	USC	11.15.05
2	at Georgia Tech	9.2.06
2	vs. Navy	10.28.06

most passes attempted

60	Michigan State	9.17.05
52	at Purdue	9.29.07
51	Navy	11.7.09
49	Boston College	10.13.07
49	Michigan	9.16.06
48	at North Carolina	10.11.08
46	at Boston College	11.8.08
45	UCLA	10.21.06
45	vs. Ohio State	1.2.06
45	at USC	11.25.06
44	Pittsburgh	11.1.08

most passes completed

37	Navy	11.7.09
34	at Purdue	9.29.07
33	Michigan State	9.17.05
32	BYU	10.22.05
31	at North Carolina	10.11.08
30	at Purdue	10.1.05
29	Stanford	10.4.08
29	vs. Ohio State	1.2.06
29	Purdue	9.30.06
27	UCLA	10.21.06
27	Stanford	10.7.06

highest completion % (min. 10 att.)

85.7	vs. Hawai'i (24-28)	12.24.08
85.0	Nevada (17-20)	9.5.09
78.9	vs. Navy (15-19)	11.15.08
78.0	BYU (32-41)	10.22.05
76.9	at Purdue (30-39)	10.1.05
76.3	Purdue (29-38)	9.30.06
74.2	Washington (23-31)	10.3.09
73.7	at Air Force (14-19)	11.11.06
73.3	Army (22-30)	11.18.06
72.5	Navy (37-51)	11.7.09
72.5	Stanford (29-40)	10.4.08

most passing yards

487	Michigan State	9.17.05
468	at Purdue	10.1.05
467	BYU	10.22.05
452	Navy	11.7.09
432	at Stanford	11.26.05
422	Washington	10.3.09
413	vs. Hawai'i	12.24.08
383	at North Carolina	10.11.08
377	at Purdue	9.29.07
347	Stanford	10.4.08
346	North Carolina	11.4.06

most passing ypa (min. 10 att.)

16.6	Nevada (20-332)	9.5.09
14.8	vs. Hawai'i (28-413)	12.24.08
13.6	Washington (31-422)	10.3.09
12.0	at Purdue (39-468)	10.1.05
11.8	vs. Navy (25-295)	10.28.06
11.4	BYU (41-467)	10.22.05
11.4	at Stanford (38-432)	11.26.05
10.9	at Air Force (19-207)	11.11.06
10.2	Washington State (33-337)	10.31.09
9.4	North Carolina (37-346)	11.4.06

most passing ypc (min. 5 comp.)

19.5	Nevada (17-332)	9.5.09
18.3	Washington (23-422)	10.3.09
17.3	at Stanford (25-432)	11.26.05
17.2	vs. Hawai'i (24-413)	12.24.08
16.4	vs. Navy (18-295)	10.28.06
15.9	at Michigan State (20-319)	9.23.06
15.6	at Purdue (30-468)	10.1.05
15.0	North Carolina (23-346)	11.4.06

14.79	at Air Force (14-207)	11.11.06
14.76	Michigan State (33-487)	9.17.05

most touchdown passes

6	BYU	10.22.05
5	vs. Hawai'i	12.24.08
5	Michigan State	9.17.05
5	at Michigan State	9.23.06
4	Nevada	9.5.09
4	at Air Force	11.11.06
4	North Carolina	11.4.06
4	Navy	11.12.05
3	Washington State	10.31.09
3	Michigan State	9.19.09
3	at Michigan	9.12.09
3	Pittsburgh	11.1.08
3	Stanford	10.4.08
3	Purdue	9.27.08
3	San Diego State	9.6.08
3	Duke	11.17.07
3	Air Force	11.10.07
3	Army	11.18.06
3	Tennessee	11.5.05
3	at Stanford	11.26.05
3	at Purdue	10.1.05
3	Stanford	10.7.06
3	Penn State	9.9.06
3	Michigan	9.16.06
3	vs. Navy	10.28.06
3	at USC	11.25.06
3	at Purdue	9.29.07

most passes had intercepted

4	at Boston College	11.8.08
3	Michigan	9.16.06
2	at USC	11.29.08
2	vs. Navy	11.15.08
2	at North Carolina	10.11.08
2	at Michigan State	9.20.08
2	Michigan	9.13.08
2	San Diego State	9.6.08
2	Boston College	10.13.07
2	at Stanford	11.26.05
2	at Purdue	10.1.05
2	vs. LSU	1.3.07
2	at Michigan	9.15.07
2	at Purdue	9.29.07

highest passing efficiency (min. 11 att.)

290.4	Nevada	9.5.09
268.5	vs. Hawai'i	12.24.08
234.7	at Air Force	11.11.06
222.0	BYU	10.22.05
210.7	vs. Navy	10.28.06
203.1	Washington	10.3.09
192.9	at Purdue	10.1.05
188.5	Washington State	10.31.09
184.1	Navy	11.12.05
176.8	at Stanford	11.26.05

most total offense plays

98	Michigan State (38r,60p)	9.17.05
90	Navy (63r,27p)	11.3.07
89	at Purdue (50r,39p)	10.1.05
88	at Stanford (50r,38p)	11.26.05
87	USC (52r,35p)	11.15.05
84	at Washington (47r,37p)	9.24.05
83	Pittsburgh (39r,44p)	11.1.08
81	Washington State (48r, 33p)	10.31.09
81	Purdue (43r,38p)	9.30.06
80	Duke (48r,32p)	11.17.07
80	UCLA (35r,45p)	10.21.06

The Charlie Weis
Record Book

most total offense yards gained

663	at Stanford (231r,432p)	11.26.05
621	at Purdue (153r,468p)	10.1.05
594	Michigan State (107r,487p)	9.17.05
592	Washington State (255r, 337p)	10.31.09
560	at Washington (233r,327p)	9.24.05
530	Washington (108r,422p)	10.3.09
512	Navy (60r, 452p)	11.7.09
511	BYU (44r,467p)	10.22.05
510	Nevada (178r,332p)	9.5.09
505	Navy (221r,284p)	11.12.05
502	at Pittsburgh (275r,227p)	9.3.05

highest average gain per play

8.8	Washington (60-530)	10.3.09
8.4	Nevada (61-510)	9.5.09
8.3	at Air Force (46-383)	11.11.06
8.0	BYU (64-511)	10.22.05
7.7	vs. Hawai'i (62-478)	12.24.08
7.6	vs. Navy (62-471)	10.28.06
7.5	at Stanford (88-663)	11.26.05
7.3	Washington State (81-592)	10.31.09
7.2	Navy (71-512)	11.7.09
7.2	Navy (70-505)	11.12.05
7.0	at Purdue (89-621)	10.1.05

most all-purpose yards gained

794	at Stanford	11.26.05
716	Michigan State	9.17.05
698	BYU	10.22.05
683	at Purdue	10.1.05
659	Washington	10.3.09
654	Washington State	10.31.09
646	North Carolina	11.4.06
642	vs. Hawai'i	12.24.08
627	Purdue	9.27.08
626	Navy	11.7.09
622	at Washington	9.24.05

most all-purpose attempts

87	Navy	11.3.07
85	at Stanford	11.26.05
84	at Purdue	10.1.05
83	Washington State	10.31.09
81	USC	11.15.05
78	Michigan State	9.17.05
76	vs. Navy	11.15.08
76	at Washington	9.24.05
76	Purdue	9.30.06
72	at Pittsburgh	9.3.05

most touchdowns scored

7	vs. Hawai'i	12.24.08
7	at Purdue	10.1.05
7	BYU	10.22.05
6	Navy	11.3.07
6	Army	11.18.06
6	at Air Force	11.11.06
6	North Carolina	11.4.06
6	Navy	11.12.05
6	at Pittsburgh	9.3.05
6	at Michigan State	9.23.06

most first downs in a game

33	at Pittsburgh	9.3.05
33	Purdue	9.30.06
32	Navy	11.7.09
32	Washington State	10.31.09
32	at Purdue	10.1.05
31	Michigan State	9.17.05
31	at Washington	9.24.05
30	at Stanford	11.26.05
29	Navy	11.12.05

29	Stanford	10.7.06
28	USC	11.15.05

fewest first downs in a game

4	at USC	11.29.08
9	Michigan State	9.22.07
9	at Penn State	9.8.07
10	USC	10.20.07
10	at Michigan	9.15.07
12	at UCLA	10.6.07
13	Georgia Tech	9.1.07
13	at Michigan State	9.23.06
14	Michigan	9.13.08
14	Boston College	10.13.07
14	Michigan	9.16.06
14	Tennessee	11.5.05

most time of possession

40:54	Washington State	10.31.09
38:40	USC	11.15.05
38:01	Purdue	9.30.06
37:28	at Washington	10.25.08
36:56	at Washington	9.24.05
36:03	at Purdue	10.1.05
35:49	Michigan State	9.17.05
35:35	Duke	11.17.07
35:25	at Georgia Tech	9.2.06
35:26	Purdue	9.27.08

least time of possession

20:57	Boston College	10.13.07
21:25	at Air Force	11.11.06
24:21	at Michigan State	9.23.06
25:45	at Stanford	11.24.07
25:54	Air Force	11.10.07
25:59	at USC	11.28.08
26:00	at Penn State	9.8.07
26:04	Michigan	9.16.06
26:15	at Michigan State	9.20.08
26:16	at Michigan	9.15.07

most third down conversions

10	at North Carolina	10.11.08
10	at Purdue	10.1.05
10	USC	11.15.05
10	at Pittsburgh	9.3.05
10	Duke	11.17.07
9	Navy	11.3.07
9	Navy	11.12.05
9	vs. Ohio State	1.2.06
8	vs. LSU	1.3.07
8	North Carolina	11.4.06
8	BYU	11.12.05
8	at Stanford	11.26.05
8	Purdue	9.30.06

fewest third down conversions

1	at Michigan State	9.23.06
2	Washington	10.3.09
2	at USC	11.29.08
2	at Penn State	9.8.07
2	Michigan	9.16.06
3	vs. Navy	11.15.08
3	Michigan	9.13.08
3	San Diego State	9.6.08
3	at UCLA	10.6.07
3	at Air Force	11.11.06

most fourth down conversions

6	Navy	11.3.07
4	at Purdue	9.29.07
4	UCLA	10.21.06
4	Penn State	9.9.06

3	Purdue	9.27.08
3	vs. Navy	10.28.06
3	Michigan State	9.17.05
2	USC	10.17.09
2	Syracuse	11.22.08
2	at Washington	10.25.08
2	Stanford	10.4.08
2	Air Force	11.10.07
2	at USC	11.25.06
2	at Georgia Tech	9.2.06
2	Syracuse	11.19.05
2	at Michigan State	9.23.06
2	Purdue	9.30.06
2	Georgia Tech	9.1.07

TEAM RECORDS - SPECIAL TEAMS

most punts

10	USC	10.20.07
10	at Penn State	9.8.07
9	at UCLA	10.6.07
9	at Michigan	9.10.05
9	Michigan State	9.22.07
8	at USC	11.29.08
7	at Boston College	11.8.08
7	at Michigan	9.15.07
7	Georgia Tech	9.1.07
7	UCLA	10.21.06
7	Michigan	9.16.06
7	at Michigan State	9.23.06

most punt returns

7	vs. Navy	11.15.08
6	at Stanford	11.26.05
5	North Carolina	11.4.06
4	at Stanford	11.24.07
4	USC	11.15.05
4	at Georgia Tech	9.2.06
3	at Washington	10.25.08
3	at Boston College	11.8.08
3	at Michigan State	9.20.08
3	San Diego State	9.6.08
3	USC	10.20.07
3	Boston College	10.13.07
3	at Michigan	9.15.07
3	Army	11.18.06
3	Tennessee	11.5.05
3	Syracuse	11.19.05
3	Duke	11.17.07

most punt return yards

118	Tennessee	11.5.05
92	vs. Navy	11.15.08
87	USC	11.15.05
84	North Carolina	11.4.06
64	at Stanford	11.24.07
47	at Penn State	9.8.07
44	at Boston College	11.8.08
41	San Diego State	9.6.08
37	Navy	11.3.07
34	Boston College	10.13.07
34	at Stanford	11.26.05

highest avg. per punt return (min. 2 ret.)

39.3	Tennessee (3-118)	11.5.05
23.5	at Penn State (2-47)	9.8.07
21.8	USC (4-87)	11.15.05
18.5	Navy (2-37)	11.3.07
16.8	North Carolina (5-84)	11.4.06
16.0	at Stanford (4-64)	11.24.07
15.5	at Washington (2-31)	9.24.05
14.7	at Boston College (3-44)	11.8.08
13.7	San Diego State (3-41)	9.6.08
13.1	vs. Navy (7-92)	11.15.08

most kick returns

8	Georgia Tech	9.1.07
8	at Purdue	9.29.07
7	at North Carolina	10.11.08
7	Michigan	9.16.06
7	at USC	11.25.06
6	USC	10.17.09
6	Washington	10.3.09
6	Air Force	11.10.07
6	vs. LSU	1.3.07
5	Michigan State	9.19.09
5	Syracuse	11.22.08
5	Pittsburgh	11.1.08
5	at Michigan State	9.20.08
5	Navy	11.3.07
5	USC	10.20.07
5	Michigan State	9.22.07
5	at Michigan	9.15.07
5	BYU	10.22.05

most kick return yards

158	Michigan	9.16.06
147	at Michigan State	9.20.08
142	at USC	11.25.06
133	vs. Hawai'i	12.24.08
133	at Michigan	9.15.07
132	at Purdue	9.29.07
131	Navy	11.3.07
129	Washington	10.3.09
128	vs. LSU	1.3.07
125	Michigan State	9.19.09

highest avg. per kick return (min. 2 ret.)

44.3	vs. Hawai'i (3-133)	12.24.08
39.5	at Georgia Tech (2-79)	9.2.06
33.3	at Michigan (3-100)	9.12.09
31.0	at Purdue (2-62)	10.1.05
29.4	at Michigan State (5-147)	9.20.08
27.5	North Carolina (4-110)	11.4.06
26.6	at Michigan (5-133)	9.15.07
26.3	Purdue (4-105)	9.27.08
26.2	Navy (5-131)	11.3.07
25.3	Navy (4-101)	11.7.09
25.3	at Penn State (4-101)	9.8.07

TEAM RECORDS - DEFENSE

most points allowed

47	Michigan	9.16.06
46	Navy	11.3.07
44	Michigan State	9.17.05
44	at USC	11.25.06
41	vs. LSU	1.3.07
41	Air Force	11.10.07
38	at Michigan	9.12.09
38	at USC	11.29.08
38	at Michigan	9.15.07
38	USC	10.20.07

most points allowed (quarter)

21 (2nd)	at Michigan	9.15.07
20 (1st)	Michigan	9.16.06
17 (2nd)	at USC	11.29.08
17 (1st)	Michigan State	9.23.06
17 (4th)	Stanford	11.26.05
16 (4th)	USC	11.25.06
14 (3rd)	USC	10.17.09
14 (4th)	at Purdue	9.26.09
14 (2nd)	Michigan State	9.19.09
14 (4th)	at Michigan	9.12.09
14 (1st)	at Michigan	9.12.09
14 (4th)	Syracuse	11.22.08
14 (3rd)	Pittsburgh	11.1.08
14 (4th)	Stanford	10.4.08

**The Charlie Weis
Record Book**

14 (4th) Georgia Tech	9.1.07	0 (3rd) Stanford	10.4.08	27 vs. LSU	1.3.07	2 Michigan State	9.17.05		
14 (1st) Michigan State	9.22.07	0 (4th) Purdue	9.27.08	26 Michigan	9.16.06	2 at Purdue	10.1.05		
14 (3rd) Michigan State	9.22.07	0 (3rd) Michigan	9.13.08	21 at Penn State	9.8.07	2 Navy	11.12.05		
14 (3rd) Boston College	10.13.07	0 (4th) Michigan	9.13.08	20 at USC	11.25.06	2 vs. Ohio State	1.2.06		
14 (3rd) USC	10.20.07	0 (1st) San Diego State	9.6.08	17 at Boston College	11.8.08	2 at Penn State	9.8.07		
14 (2nd) Navy	11.3.07	0 (4th) San Diego State	9.6.08	17 Michigan State	9.22.07	2 at Michigan	9.15.07		
14 (3rd) Air Force	11.10.07	0 (3rd) at Pittsburgh	9.3.05	17 Air Force	11.10.07	2 Boston College	10.13.07		
14 (1st) Michigan State	9.17.05	0 (1st) at Michigan	9.10.05	most rushing yards allowed					
14 (3rd) Michigan State	9.17.05	0 (3rd) at Michigan	9.10.05	348 Navy (57)	11.7.09	2 at Stanford	11.24.07		
14 (4th) Washington	9.24.05	0 (4th) Michigan State	9.17.05	289 at Michigan (61)	9.15.07	2 at USC	11.25.06		
14 (3rd) Purdue	10.1.05	0 (1st) at Washington	9.24.05	285 Air Force (63)	11.10.07	2 vs. Navy	10.28.06		
14 (4th) Purdue	10.1.05	0 (3rd) at Washington	9.24.05	275 vs. Ohio State (36)	1.2.06	fewest rushing TDs allowed			
14 (1st) USC	10.15.05	0 (1st) at Purdue	10.1.05	271 vs. Navy (56)	10.28.06	0 Washington State	10.31.09		
14 (2nd) Ohio State	1.2.06	0 (2nd) at Purdue	10.1.05	259 Georgia Tech (43)	9.1.07	0 at Purdue	9.26.09		
14 (4th) Penn State	9.9.06	0 (2nd) USC	10.8.05	257 Navy (66)	11.3.07	0 Nevada	9.5.09		
14 (2nd) Michigan	9.16.06	0 (2nd) BYU	10.22.05	248 at Michigan State (43)	9.23.06	0 vs. Hawai'i	12.24.08		
14 (2nd) Michigan State	9.23.06	0 (4th) BYU	10.22.05	245 vs. LSU (37)	1.3.07	0 at Boston College	11.8.08		
14 (2nd) UCLA	10.21.06	0 (4th) Tennessee	11.5.05	239 Navy (58)	11.12.05	0 at Washington	10.25.08		
14 (2nd) Navy	10.28.06	0 (2nd) Navy	11.12.05	227 USC (36)	10.20.07	0 at Michigan	9.10.05		
14 (1st) USC	11.25.06	0 (2nd) Syracuse	11.19.05	fewest rushing yards allowed					
14 (1st) LSU	1.3.07	0 (3rd) Syracuse	11.19.05	-11 at Stanford (25)	11.26.05	0 Syracuse	11.19.05		
most points allowed (half)				0 (3rd) Stanford	11.26.05	0 Stanford	11.26.05		
34 (1st) Michigan	9.16.06	0 (3rd) at Georgia Tech	9.2.06	26 at Washington (23)	10.25.08	0 at Georgia Tech	9.2.06		
31 (1st) at Michigan State	9.23.06	0 (4th) at Georgia Tech	9.2.06	26 UCLA (28)	10.21.06	0 Stanford	10.7.06		
31 (1st) at Michigan	9.15.07	0 (1st) Penn State	9.9.06	31 North Carolina (25)	11.4.06	0 UCLA	10.21.06		
28 (2nd) at Purdue	10.1.05	0 (2nd) Penn State	9.9.06	32 vs. Hawai'i (19)	12.24.08	0 North Carolina	11.4.06		
24 (1st) at USC	11.29.08	0 (4th) at Michigan State	9.23.06	41 at Washington (22)	9.24.05	0 at Air Force	11.11.06		
24 (1st) Michigan State	9.17.05	0 (3rd) Purdue	9.30.06	58 Army (36)	11.18.06	0 Army	11.18.06		
24 (2nd) Air Force	11.10.07	0 (2nd) Stanford	10.7.06	70 Boston College (29)	10.24.09	0 Michigan State	9.22.07		
23 (2nd) USC	11.25.06	0 (1st) UCLA	10.21.06	71 San Diego State	9.6.08	0 at UCLA	10.6.07		
23 (1st) Purdue	9.29.07	0 (3rd) UCLA	10.21.06	72 Stanford (31)	10.7.06	highest completion % allowed (min. 10 att.)			
21 (2nd) USC	10.17.09	0 (1st) vs. Navy	10.28.06	74 at Purdue (26)	9.26.09	73.7 at Air Force (14-19)	11.11.06		
21 (2nd) at Michigan	9.12.09	0 (3rd) vs. Navy	10.28.06	highest avg. per rush allowed (min. 20)					
21 (2nd) Pittsburgh	11.1.08	0 (4th) vs. Navy	10.28.06	7.64 vs. Ohio State (36-275)	1.2.06	69.7 at Michigan (23-33)	9.12.09		
21 (1st) Ohio State	1.2.06	0 (4th) North Carolina	11.4.06	6.83 at Purdue (24-164)	10.1.05	69.7 at USC (23-33)	11.29.08		
21 (1st) USC	11.25.06	0 (2nd) at Air Force	11.11.06	6.62 vs. LSU (37-245)	1.3.07	69.6 Michigan (16-23)	9.13.08		
21 (1st) LSU	1.3.07	0 (2nd) Army	11.18.06	6.31 USC (36-227)	10.20.07	67.9 vs. Ohio State (19-28)	1.2.06		
21 (2nd) USC	10.20.07	0 (3rd) Army	11.18.06	6.10 Navy (57-348)	11.7.09	65.5 USC (19-29)	10.17.09		
fewest points allowed				6.02 Georgia Tech (43-259)	9.1.07	65.3 Boston College (32-49)	10.13.07		
0 Nevada	9.5.09	0 (4th) at Michigan	9.15.07	5.76 at Michigan State (43-248)	9.23.06	65.0 Michigan State (26-40)	9.19.09		
6 at UCLA	10.6.07	0 (4th) Michigan State	9.22.07	5.65 USC (31-175)	10.15.05	64.3 Stanford (29-40)	10.4.08		
7 at Washington	10.25.08	0 (3rd) at UCLA	10.6.07	5.30 at USC (33-175)	11.29.08	63.9 at Stanford (23-36)	11.26.05		
7 Duke	11.17.07	0 (4th) Boston College	10.13.07	5.28 Nevada (29-153)	9.5.09	63.6 vs. Hawai'i (28-44)	12.24.08		
9 Army	11.18.06	0 (1st) Navy	11.3.07	5.00 at Michigan (38-190)	9.12.09	lowest completion % allowed (min. 10 att.)			
10 Syracuse	11.19.05	0 (1st) Duke	11.17.07	lowest avg. per rush allowed (min. 20)					
10 at Michigan	9.10.05	0 (2nd) Duke	11.17.07	-0.44 at Stanford (25-(-11))	11.26.05	21.4 vs. Navy (3-14)	11.15.08		
10 at Georgia Tech	9.2.06	0 (3rd) Duke	11.17.07	0.93 UCLA (28-26)	10.21.06	38.1 Army (8-21)	11.18.06		
13 San Diego State	9.6.08	0 (3rd) at Stanford	11.24.07	1.13 at Washington (23-26)	10.25.08	40.0 Navy (4-10)	11.12.05		
14 vs. Washington State	10.31.09	0 (4th) at Stanford	11.24.07	1.24 North Carolina (25-31)	11.4.06	40.6 Tennessee (13-32)	11.5.05		
14 vs. Navy	10.28.06	fewest points allowed (half)				1.61 Army (36-58)	11.18.06	40.9 Syracuse (9-22)	11.19.05
14 at Stanford	11.24.07	0 (1st) Nevada	9.5.09	1.68 vs. Hawai'i (19-32)	12.24.08	42.1 at UCLA (16-38)	10.6.07		
fewest points allowed (quarter)				1.86 at Washington (22-41)	9.24.05	43.2 at Michigan (19-44)	9.10.05		
0 (1st) Washington State	10.31.09	0 (2nd) Nevada	9.5.09	2.21 BYU (34-75)	10.22.05	43.8 at Michigan (7-16)	9.15.07		
0 (3rd) Washington State	10.31.09	0 (1st) at Washington	10.25.08	2.32 Stanford (31-72)	10.7.06	44.0 at Washington (11-25)	10.25.08		
0 (4th) Boston College	10.24.09	0 (2nd) Michigan	9.13.08	2.41 Boston College (29-70)	10.24.09	45.5 at Stanford (15-33)	11.24.07		
0 (2nd) at Purdue	9.26.09	0 (1st) at Purdue	10.1.05	2.41 at UCLA (37-89)	10.6.07	most pass yards allowed			
0 (3rd) at Purdue	9.26.09	0 (2nd) at Georgia Tech	9.2.06	most rushing TDs allowed					
0 (1st) Nevada	9.5.09	0 (1st) Penn State	9.2.06	5 USC	10.15.05	408 at Washington	9.24.05		
0 (2nd) Nevada	9.5.09	0 (2nd) vs. Navy	10.28.06	4 Navy	11.3.07	380 USC	10.17.09		
0 (3rd) Nevada	9.5.09	3 (1st) Pittsburgh	11.1.08	3 vs. Navy	11.15.08	359 Purdue	9.27.08		
0 (4th) Nevada	9.5.09	3 (1st) at Michigan	9.10.05	3 vs. LSU	1.3.07	354 Michigan State	9.19.09		
0 (1st) vs. Hawai'i	12.24.08	3 (1st) at Washington	9.24.05	3 Georgia Tech	9.1.07	350 at Purdue	10.1.05		
0 (3rd) Syracuse	11.22.08	3 (1st) Syracuse	11.19.05	3 at Washington (22-41)	9.24.05	347 at Stanford	11.26.05		
0 (1st) vs. Navy	11.15.08	3 (1st) Stanford	10.7.06	2 BYU (34-75)	10.22.05	346 North Carolina	11.4.06		
0 (3rd) vs. Navy	11.15.08	3 (2nd) UCLA	10.21.06	2.32 Stanford (31-72)	10.7.06	342 vs. Ohio State	1.2.05		
0 (4th) at Boston College	11.8.08	3 (1st) at Air Force	11.11.06	2.41 Boston College (29-70)	10.24.09	327 Michigan State	9.17.05		
0 (2nd) Pittsburgh	11.1.08	3 (1st) Army	11.18.06	2.41 at UCLA (37-89)	10.6.07	326 vs. Hawai'i	12.24.08		
0 (3rd) at Washington	10.25.08	margin of defeat				2 USC	10.17.09	319 at Michigan State	9.23.06
0 (2nd) at Washington	10.25.08	38 at Michigan	9.15.07	2 Michigan State	9.19.09	fewest pass yards allowed			
0 (3rd) at Washington	10.25.08	38 USC	10.20.07	2 at Michigan	9.12.09	43 vs. Navy	10.28.06		
0 (1st) Stanford	10.4.08	35 at USC	11.29.08	2 at USC	11.29.08	56 Navy	11.7.09		
		30 Georgia Tech	9.1.07	2 Pittsburgh	11.1.08	64 vs. Navy	11.15.08		
				2 at North Carolina	10.11.08	75 Navy	11.12.05		
				2 at Michigan State	9.20.08				

The Charlie Weis
Record Book

78	Syracuse	11.19.05
79	at Boston College	11.8.08
81	Navy	11.3.07
90	at Michigan	9.15.07
92	Army	11.18.06
98	at Washington	10.25.08
104	Washington State	10.31.09

most interceptions

4	at UCLA	10.6.07
3	Boston College	10.24.09
3	at USC	11.29.08
3	Pittsburgh	11.1.08
3	Stanford	10.4.08
2	Washington State	10.31.09
2	Nevada	9.5.09
2	Michigan	9.13.08
2	Tennessee	10.5.05
2	BYU	10.22.05
2	USC	10.15.05
2	at Michigan State	9.23.06
2	Army	11.18.06
2	at USC	11.25.06
2	at Purdue	9.29.07
2	at Stanford	11.24.07

fewest interceptions

0	Navy	11.7.09
0	Syracuse	11.22.08
0	vs. Navy	11.15.08
0	at Boston College	11.8.08
0	at Washington	10.25.08
0	at North Carolina	10.11.08
0	at Michigan State	9.20.08
0	Georgia Tech	9.1.07
0	at Michigan	9.15.07
0	USC	10.20.07
0	Navy	11.3.07
0	Air Force	11.10.07
0	Duke	11.17.07
0	at Stanford	11.25.05
0	vs. Ohio State	1.2.06
0	at Georgia Tech	9.2.06
0	Purdue	9.30.06
0	vs. Navy	10.28.06
0	North Carolina	11.4.06
0	at Air Force	11.11.06

most total offense yards allowed

617	vs. Ohio State	1.2.06
577	vs. LSU	1.3.07
514	at Purdue	10.1.05
501	USC	10.17.09
490	Purdue	9.30.06
488	Michigan State	9.17.05
476	USC	10.15.05
462	Purdue	9.27.08
462	USC	10.20.07
459	Michigan State	9.19.09
459	Boston College	10.13.07

fewest total offense yards allowed

124	at Washington	10.25.08
150	Army	11.18.06
206	Washington State	10.31.09
221	Syracuse	11.19.05
226	Stanford	10.7.06
232	Duke	11.17.07
243	UCLA	10.21.06
244	North Carolina	11.4.06
259	at Georgia Tech	9.2.06
282	at UCLA	10.6.07

most plays allowed

83	Boston College	10.13.07
82	at Purdue	10.1.05
79	Washington	10.3.09
79	Air Force	11.10.07
79	at Air Force	11.11.06
79	at Purdue	9.29.07
79	BYU	10.22.05
77	Pittsburgh	11.1.08
77	at Michigan	9.15.07

fewest plays allowed

48	at Washington	10.25.08
49	vs. Washington State	10.31.09
49	North Carolina	11.4.06
49	Stanford	10.7.06
52	at Georgia Tech	9.1.06
56	Nevada	9.5.09
57	Army	11.18.06
60	Navy	11.7.09
60	USC	11.25.06
60	Syracuse	11.19.05
61	Stanford	10.7.06

most first downs allowed

31	vs. LSU	1.3.07
29	at Purdue	10.1.05
27	Michigan State	9.19.09
27	at Purdue	9.29.07
27	vs. Ohio State	1.2.06
26	BYU	10.22.05
25	Washington	10.3.09
25	at Michigan	9.15.07
25	Penn State	9.9.06
24	vs. Navy	11.15.08
24	Purdue	9.30.06
24	at Air Force	11.11.06
24	USC	10.20.07

fewest first downs allowed

9	at Washington	10.25.08
10	North Carolina	11.4.06
11	Syracuse	11.19.05
12	Washington State	10.31.09
12	UCLA	10.21.07
12	Army	11.18.06
14	at Stanford	11.26.05
14	Stanford	10.7.06
14	at Georgia Tech	9.1.06
15	Nevada	9.5.09
15	at Michigan	9.10.05

most fumble returns for TD

1	Michigan	9.13.08
1	Penn State	9.9.06
1	at UCLA	10.6.07

most fumble returns

2	Boston College	10.24.09
2	at UCLA	10.6.07
1	Michigan State	9.19.09
1	Syracuse	11.22.08
1	Stanford	10.4.08
1	Penn State	9.9.06
1	Michigan	9.13.08

most fumble return yards

45	at UCLA	10.6.07
35	Michigan	9.13.08
28	Syracuse	11.22.08
25	Penn State	9.9.06
5	Michigan State	9.19.09
2	Stanford	10.4.08

most interception returns for TD

1	Michigan State	9.23.06
1	at Penn State	9.8.07
1	Boston College	10.13.07
1	Purdue	9.27.08

most punt block returns for TD

1	vs. Navy	11.15.08
---	----------	----------

most interception returns

4	at UCLA	10.6.07
3	Boston College	10.24.09
3	Pittsburgh	11.1.08
3	at USC	11.29.08
3	Stanford	10.4.08
2	Washington State	10.31.09
2	Nevada	9.5.09
2	Michigan	9.13.08
2	at Stanford	11.24.07
2	at Purdue	9.29.07
2	at USC	11.25.06
2	Army	11.18.06
2	Tennessee	11.5.05
2	USC	11.15.05
2	BYU	10.22.05
2	at Michigan State	9.23.06

most interception return yards

86	BYU	10.22.05
80	Michigan	9.13.08
74	Tennessee	11.5.05
73	at Penn State	9.8.07
64	at UCLA	10.6.07
51	Michigan	9.16.06
47	Pittsburgh	11.1.08
47	Purdue	9.27.08
46	at Stanford	11.24.07
37	Boston College	10.24.09
32	at USC	11.29.08

highest average per int return (min. 2 ret.)

43.0	BYU (2-86)	10.22.05
40.0	Michigan (2-80)	9.13.08
37.0	Tennessee (2-74)	11.5.05
23.0	at Stanford (2-46)	11.24.07
16.0	at UCLA (4-64)	10.6.07
15.7	Pittsburgh (3-47)	11.1.08
13.5	at Michigan State (2-27)	9.23.06
12.3	Boston College (3-37)	10.24.09
11.5	Nevada (2-23)	9.5.09
10.7	at USC (3-32)	11.29.08
6.5	USC (2-13)	11.15.05

most tackles

109	at Air Force (45-64)	11.11.06
109	Navy (35-74)	11.3.07
97	Air Force (39-58)	11.10.07
97	Navy (29-68)	11.12.05
87	Michigan State (35-52)	9.22.07
87	BYU (42-45)	10.22.05
86	Washington (44-42)	10.3.09
85	at Michigan (51-34)	9.15.07
85	Michigan (31-54)	9.16.06
83	USC (35-48)	10.20.07
83	at Stanford (45-38)	11.24.07

most quarterback sacks

8.0	vs. Hawai'i	12.24.08
7.0	at Stanford	11.26.05
5.0	Washington State	10.31.09
5.0	Stanford	10.4.08
5.0	at Stanford	11.24.07
5.0	at UCLA	10.6.07
5.0	Stanford	10.7.06

5.0	at Pittsburgh	9.3.05
4.0	at Washington	10.25.08
4.0	North Carolina	11.4.06
4.0	vs. Navy	10.28.06

most tackles for loss

12.0	Syracuse	11.19.05
11.0	Tennessee	11.5.05
10.0	at Stanford	11.26.05
10.0	at Michigan	9.12.09
10.0	Washington State	10.31.09
9.0	at UCLA	10.6.07
9.0	Michigan State	9.17.05
8.0	USC	10.17.09
8.0	at Purdue	9.26.09
8.0	vs. Hawai'i	12.24.08
8.0	Pittsburgh	11.1.08
8.0	Army	11.18.06
8.0	North Carolina	11.4.06
8.0	UCLA	10.21.06
8.0	at Pittsburgh	9.3.05
8.0	Michigan	9.13.08
8.0	Michigan	9.16.06

most fumbles forced

4	at UCLA	10.6.07
3	Penn State	9.9.06
3	Michigan State	9.17.05
2	Boston College	10.24.09
2	vs. LSU	1.3.07
2	Syracuse	11.22.08
2	at Boston College	11.8.08
2	Michigan	9.13.08
2	Navy	11.3.07
2	at Penn State	9.8.07
2	Tennessee	11.5.05
2	at Pittsburgh	9.3.05
2	at Michigan State	9.23.06
2	at Washington	9.24.05

most fumbles recovered

4	Michigan	9.13.08
3	at UCLA	10.6.07
2	Boston College	10.24.09
2	Syracuse	11.22.08
2	Duke	11.17.07
2	Air Force	11.10.07
2	at Michigan	9.15.07
2	at Penn State	9.8.07
2	vs Ohio State	1.2.06
2	Penn State	9.9.06
2	Michigan State	9.17.05
2	at Washington	9.24.05

most pass breakups

9	at Michigan	9.10.05
8	San Diego State	9.6.08
7	USC	10.20.07
7	at UCLA	10.6.07
6	Syracuse	11.22.08
6	at Boston College	11.8.08
6	Duke	11.17.07
6	at Purdue	10.1.05
5	USC	10.17.09
5	vs. Hawai'i	12.24.08
5	Tennessee	11.5.05
5	at Pittsburgh	9.3.05
5	Penn State	9.9.06
5	at Washington	9.24.05
5	Purdue	9.30.06
5	Purdue	9.27.08

The Charlie Weis Record Book

most blocked kicks

2	North Carolina	11.4.06
2	vs. Ohio State	1.2.06
2	Syracuse	11.19.05

INDIVIDUAL RECORDS - OFFENSE

most rushing attempts

35	Darius Walker, at Stanford (11.26.05)
32	James Aldridge, Navy (11.3.07)
31	Darius Walker, Purdue (9.30.06)
26	Darius Walker, Syracuse (11.19.05)
26	Darius Walker, at Michigan (9.10.05)
26	Darius Walker, Michigan State (9.17.05)
25	Darius Walker, Stanford (10.7.06)
24	Darius Walker, Army (11.18.06)
24	Robert Hughes, Washington State (10.31.09)
23	Armando Allen, Michigan State (9.19.09)
23	Darius Walker, at Purdue (10.1.05)

most rushing yards

186	Darius Walker, at Stanford (11.26.05)
162	Darius Walker, Army (11.18.06)
153	Darius Walker, Stanford (10.7.06)
153	Darius Walker, at Air Force (11.11.06)
146	Darius Walker, Purdue (9.30.06)
139	Armando Allen, at Michigan (9.12.09)
136	Robert Hughes, at Stanford (11.24.07)
134	Armando Allen, Purdue (9.27.08)
131	Robert Hughes, Washington State (10.31.09)
128	Darius Walker, at Washington (9.24.05)
128	Darius Walker, vs. LSU (1.3.07)

highest average gain per rush (min. 10)

10.2	Darius Walker, at Air Force (11.11.06)	15-153
7.9	Armando Allen, Purdue (9.27.08)	17-134
7.6	Robert Hughes, at Stanford (11.24.07)	18-136
6.8	Darius Walker, Army (11.18.06)	24-162
6.7	Brady Quinn, at USC (11.25.06)	11-74
6.6	Armando Allen, at Michigan (9.12.09)	21-139
6.47	Robert Hughes, vs. Duke (11.17.07)	17-110
6.46	James Aldridge, at Washington (10.25.08)	13-84
6.2	Darius Walker, Navy (11.12.05)	19-118
6.1	Darius Walker, Stanford (10.7.06)	25-153

most rushing touchdowns

3	Travis Thomas, Navy (11.3.07)
3	Rashon Powers-Neal, at Pittsburgh (9.3.05)
3	Darius Walker, vs. Ohio State (1.2.06)
2	James Aldridge, at Washington (10.25.08)
2	Robert Hughes, vs. Michigan (9.13.08)
2	Darius Walker, Army (11.18.06)
2	Rashon Powers-Neal, at Purdue (10.1.05)

longest rush from scrimmage

60	Brady Quinn, at USC (11.25.06)
45	Robert Hughes, at Stanford (11.24.07)
43	James Aldridge, Michigan State (9.22.07)
43	Travis Thomas, Penn State (9.9.06)
39	Darius Walker, at Air Force (11.11.06)
38	Darius Walker, at Stanford (11.26.05)
37	Darius Walker, Syracuse (11.19.05)
37	Robert Hughes, Washington (10.3.09)
35	Darius Walker, vs. LSU (1.3.07)
35	Harrison Smith, at Washington (10.25.08)

most passing attempts

60	Brady Quinn, Michigan State (9.17.05)
51	Jimmy Clausen, Navy (11.7.09)
48	Jimmy Clausen, at North Carolina (10.11.08)
48	Brady Quinn, Michigan (9.16.06)

46	Jimmy Clausen, at Boston College (11.8.08)
45	Brady Quinn, at USC (11.25.06)
45	Brady Quinn, UCLA (10.21.06)
45	Brady Quinn, vs. Ohio State (1.2.06)
44	Jimmy Clausen, Pittsburgh (11.1.08)
43	Jimmy Clausen, USC (10.17.09)
42	Jimmy Clausen, at Michigan (9.12.09)
41	Jimmy Clausen, at Michigan State (9.20.08)
41	Brady Quinn, BYU (10.22.05)

most passing completions

37	Jimmy Clausen, Navy (11.7.09)
33	Brady Quinn, Michigan State (9.17.05)
32	Brady Quinn, BYU (10.22.05)
31	Jimmy Clausen, at North Carolina (10.11.08)
29	Jimmy Clausen, Stanford (10.4.08)
29	Brady Quinn, vs. Ohio State (1.2.06)
29	Brady Quinn, at Purdue (10.1.05)
29	Brady Quinn, Purdue (9.30.06)
27	Brady Quinn, UCLA (10.21.06)
27	Brady Quinn, Stanford (10.7.06)
26	Jimmy Clausen, Boston College (10.24.09)
26	Jimmy Clausen, Boston College (11.8.08)

highest completion percentage (min. 10 att.)

84.6	Jimmy Clausen, vs. Hawai'i (12.24.08)	22-26
83.3	Jimmy Clausen, Nevada (9.5.09)	15-18
83.3	Jimmy Clausen, vs. Navy (11.15.08)	15-18
81.5	Jimmy Clausen, Washington State (10.31.09)	22-27
80.6	Brady Quinn, at Purdue (10.1.05)	29-36
78.0	Brady Quinn, BYU (10.22.05)	32-41
76.9	Evan Sharpley, Georgia Tech (9.1.07)	10-13
76.3	Brady Quinn, Purdue (9.30.06)	29-38
74.2	Jimmy Clausen, Washington (10.3.09)	23-31
73.7	Brady Quinn, at Air Force (11.11.06)	14-19

most passing yards

487	Brady Quinn, Michigan State (9.17.05)
467	Brady Quinn, BYU (10.22.05)
452	Jimmy Clausen, Navy (11.7.09)
440	Brady Quinn, at Purdue (10.1.05)
432	Brady Quinn, at Stanford (11.26.05)
422	Jimmy Clausen, Washington (10.3.09)
401	Jimmy Clausen, vs. Hawai'i (12.24.08)
383	Jimmy Clausen, at North Carolina (10.11.08)
347	Jimmy Clausen, Stanford (10.4.08)
346	Brady Quinn, North Carolina (11.4.06)
336	Jimmy Clausen, at Michigan (9.12.09)

most passing yards per attempt (min. 10 att.)

17.5	Jimmy Clausen, Nevada (9.5.09)	18-315
15.4	Jimmy Clausen, vs. Hawai'i (12.24.08)	26-401
13.6	Jimmy Clausen, Washington (10.3.09)	31-422
12.2	Brady Quinn, at Purdue (10.1.05)	36-440
11.8	Brady Quinn, vs. Navy (10.28.06)	25-295
11.4	Brady Quinn, BYU (10.22.05)	41-467
11.4	Brady Quinn, at Stanford (11.26.05)	38-432
10.9	Brady Quinn, at Air Force (11.11.06)	19-207
9.9	Jimmy Clausen, Washington State (10.31.09)	27-268
9.9	Brady Quinn, North Carolina (11.4.06)	35-346

most passing yards per comp. (min. 5 comp.)

21.0	Jimmy Clausen, Nevada (9.5.09)	15-315
18.3	Jimmy Clausen, Washington (10.3.09)	23-422
18.2	Jimmy Clausen, vs. Hawai'i (12.24.08)	22-401
17.3	Brady Quinn, at Stanford (11.26.05)	25-432
16.4	Brady Quinn, vs. Navy (10.28.06)	18-295
15.9	Brady Quinn, at Michigan State (9.23.06)	20-319
15.2	Brady Quinn, at Purdue (10.1.05)	29-440
15.0	Brady Quinn, North Carolina (11.4.06)	23-346

14.8	Brady Quinn, at Air Force (11.11.06)	14-207
14.8	Brady Quinn, Michigan State (9.17.05)	33-487
14.8	Brady Quinn, Tennessee (11.5.05)	20-295

most passing touchdowns

6	Brady Quinn, BYU (10.22.05)
5	Jimmy Clausen, vs. Hawai'i (12.24.08)
5	Brady Quinn, Michigan State (9.17.05)
5	Brady Quinn, at Michigan State (9.23.06)
4	Jimmy Clausen, Nevada (9.5.09)
4	Brady Quinn, at Air Force (11.11.06)
4	Brady Quinn, North Carolina (11.4.06)
4	Brady Quinn, Navy (11.12.05)
3	Jimmy Clausen, at Michigan (9.12.09)
3	Jimmy Clausen, Pittsburgh (11.1.08)
3	Jimmy Clausen, Stanford (10.4.08)
3	Jimmy Clausen, Purdue (9.27.08)
3	Jimmy Clausen, San Diego State (9.6.08)
3	Jimmy Clausen, Duke (11.17.07)
3	Jimmy Clausen, Air Force (11.10.07)
3	Brady Quinn, at USC (11.25.06)
3	Brady Quinn, Army (11.18.06)
3	Brady Quinn, Tennessee (11.5.05)
3	Brady Quinn, at Stanford (11.26.05)
3	Brady Quinn, at Purdue (10.1.05)
3	Brady Quinn, Stanford (10.7.06)
3	Brady Quinn, Penn State (9.9.06)
3	Brady Quinn, Michigan (9.16.06)
3	Brady Quinn, vs. Navy (10.28.06)

most passing interceptions

4	Jimmy Clausen, at Boston College (11.8.08)
3	Brady Quinn, Michigan (9.16.06)
2	Jimmy Clausen, at USC (11.29.08)
2	Jimmy Clausen, vs. Navy (11.15.08)
2	Jimmy Clausen, at North Carolina (10.11.08)
2	Jimmy Clausen, Michigan (9.13.08)
2	Jimmy Clausen, San Diego State (9.6.08)
2	Jimmy Clausen, Boston College (10.13.07)
2	Brady Quinn, at Stanford (11.26.05)
2	Brady Quinn, vs. LSU (1.3.07)
2	Jimmy Clausen, at Michigan State (9.20.08)

highest passing efficiency rating (min. 10 att.)

303.7	Jimmy Clausen, Nevada (9.5.09)
277.6	Jimmy Clausen, vs. Hawai'i (12.24.08)
234.7	Brady Quinn, at Air Force (11.11.06)
222.0	Brady Quinn, BYU (10.22.05)
210.7	Brady Quinn, vs. Navy (10.28.06)
205.2	Brady Quinn, at Purdue (10.1.05)
203.4	Jimmy Clausen, Washington (10.3.09)
189.3	Jimmy Clausen, Washington State (10.31.09)
186.5	Brady Quinn, North Carolina (11.4.06)
184.1	Brady Quinn, Navy (11.12.05)

longest pass completion

88	Jimmy Clausen, Nevada (9.5.09)
80	Brady Quinn, at Stanford (11.26.05)
77	Jimmy Clausen, Washington (10.3.09)
73	Brady Quinn, Tennessee (11.5.05)
70	Jimmy Clausen, Nevada (9.5.09)
69	Jimmy Clausen, vs. Hawai'i (12.24.08)
67	Jimmy Clausen, Washington (10.3.09)
64	Dayne Crist, Washington State (10.31.09)
62	Brady Quinn, at Michigan State (9.23.06)
60	Jimmy Clausen, Michigan (9.13.08)

most receptions

14	Maurice Stovall, BYU (10.22.05)
11	Golden Tate, Boston College (10.24.09)

The Charlie Weis
Record Book

10	Michael Floyd, Navy (11.7.09)
10	Michael Floyd, Pittsburgh (11.1.08)
10	Rhema McKnight, Purdue (9.30.06)
10	Jeff Samardzija, BYU (10.22.05)
9	Golden Tate, Navy (11.7.09)
9	Robby Parris, USC (10.17.09)
9	Golden State, Washington (10.3.09)
9	Golden Tate, at Michigan (9.12.09)
9	Armando Allen, at Boston College (11.8.08)
9	Jeff Samardzija, Army (11.18.06)
9	Maurice Stovall, vs Ohio State (1.2.06)
9	Darius Walker, Purdue (9.30.06)

most receiving yards

244	Golden Tate, Washington (10.3.09)
207	Maurice Stovall, BYU (10.22.05)
191	Jeff Samardzija, at Stanford (11.26.05)
189	Michael Floyd, Nevada (9.5.09)
177	Golden Tate, vs. Hawai'i (12.24.08)
177	Jeff Samardzija, North Carolina (11.4.06)
176	Maurice Stovall, Michigan State (9.17.05)
164	Jeff Samardzija, at Washington (9.24.05)
153	Jeff Samardzija, at Purdue (10.1.05)
152	Jeff Samardzija, BYU (10.22.05)

highest avg. gain per reception (min. 3 rec.)

47.3	Michael Floyd, Nevada (9.5.09)	4-189
34.7	Golden Tate, at Purdue (9.29.07)	3-104
31.8	Golden Tate, Michigan (9.13.08)	4-127
30.3	Maurice Stovall, Syracuse (11.19.05)	3-91
30.2	John Carlson, at Michigan State (9.23.06)	4-121
29.5	Jeff Samardzija, North Carolina (11.4.06)	6-177
29.5	Golden Tate, vs. Hawai'i (12.24.08)	6-177
27.1	Golden State, Washington (10.3.09)	9-244
26.8	Michael Floyd, at Washington (10.25.08)	4-107
24.2	Golden Tate, at North Carolina (10.11.08)	5-121

most receiving touchdowns

4	Maurice Stovall, BYU (10.22.05)
3	Michael Floyd, Nevada (9.5.09)
3	Golden Tate, vs. Hawai'i (12.24.08)
3	Jeff Samardzija, Michigan State (9.17.05)
3	Jeff Samardzija, Navy (11.12.05)
2	Golden Tate, Boston College (10.24.09)
2	Golden Tate, at Michigan (9.12.09)
2	Golden Tate, Syracuse (11.22.08)
2	Michael Floyd, Pittsburgh (11.1.08)
2	Duval Kamara, Navy (11.3.07)
2	Rhema McKnight, Army (11.18.06)
2	Rhema McKnight, North Carolina (11.4.06)
2	Rhema McKnight, at Michigan State (9.23.06)
2	Rhema McKnight, Purdue (9.30.06)
2	Jeff Samardzija, Purdue (9.30.06)
2	Jeff Samardzija, at Stanford (11.26.05)
2	Jeff Samardzija, at Purdue (10.1.05)
2	Jeff Samardzija, BYU (10.22.05)
2	Jeff Samardzija, at Michigan State (9.23.06)
2	Rhema McKnight, vs. Navy (10.28.06)

longest pass reception

88	Michael Floyd, Nevada (9.5.09)
80	Jeff Samardzija, at Stanford (11.26.05)
77	Golden State, Washington (10.3.09)
73	Jeff Samardzija, Tennessee (11.5.05)
70	Michael Floyd, Nevada (9.5.09)
69	Golden Tate, vs. Hawai'i (12.24.08)
67	Golden State, Washington (10.3.09)
64	John Goodman, Washington State (10.31.09)
62	John Carlson, at Michigan State (9.23.06)
60	Golden Tate, Michigan (9.13.08)

most total offense plays

67	Brady Quinn, Michigan State (9.17.05)	7r,60p
59	Jimmy Clausen, at North Carolina (10.11.08)	11r,48p
59	Brady Quinn, UCLA (10.21.06)	14r,45p
56	Brady Quinn, at USC (11.25.06)	11r,45p
55	Brady Quinn, vs Ohio State (1.2.06)	10r,45p
52	Jimmy Clausen, USC (10.17.09)	9r,43p
52	Jimmy Clausen, at Boston College (11.8.08)	6r,46p
52	Brady Quinn, Michigan (9.16.06)	4r,48p
50	Jimmy Clausen, Air Force (11.10.07)	10r,40p
48	Brady Quinn, USC (11.15.05)	13r,35p

most total offense yards gained

479	Brady Quinn, Michigan State (9.17.05)	-8r,487p
463	Brady Quinn, at Purdue (10.1.05)	23r,440p
457	Brady Quinn, BYU (10.22.05)	-10r,467p
453	Brady Quinn, at Stanford (11.26.05)	21r,432p
395	Jimmy Clausen, vs. Hawai'i (12.24.08)	-6r,401p
377	Jimmy Clausen, at North Carolina (10.11.08)	-6r,383p
356	Brady Quinn, at Washington (9.24.05)	29r,327p
351	Jimmy Clausen, Stanford (10.4.08)	4r,347p
348	Brady Quinn, at USC (11.25.06)	74r,274p
336	Jimmy Clausen, at Michigan (9.12.09)	0r,336p

highest average gain per play (min. 20 plays)

15.8	Jimmy Clausen, Nevada (9.5.09)	20-316
14.1	Jimmy Clausen, at Hawai'i (12.24.08)	28-395
11.6	Brady Quinn, at Purdue (10.1.05)	40-463
11.1	Brady Quinn, vs. Navy (10.28.06)	29-323
10.3	Brady Quinn, at Stanford (11.26.05)	44-453
10.2	Brady Quinn, BYU (10.22.05)	45-457
9.1	Brady Quinn, Navy (11.12.05)	34-311
8.8	Brady Quinn, at Air Force (11.11.06)	23-203
8.7	Brady Quinn, at Washington (9.24.05)	41-356
8.6	Brady Quinn, at Pittsburgh (9.3.05)	32-276

most all-purpose yards gained

275	Golden Tate, Washington (10.3.09)
247	Armando Allen, Purdue (9.27.08)
241	Darius Walker, at Stanford (11.26.05)
226	Armando Allen, Navy (11.3.07)
223	Golden Tate, Syracuse (11.22.08)
219	Darius Walker, Purdue (9.30.06)
213	Golden Tate, at North Carolina (10.11.08)
208	Maurice Stovall, BYU (10.22.05)
203	Golden Tate, vs. Hawai'i (12.24.08)
201	Golden Tate, Pittsburgh (11.1.08)

most all-purpose attempts

40	Darius Walker, at Stanford (11.26.05)
40	Darius Walker, Purdue (9.30.06)
32	James Aldridge, Navy (11.3.07)
31	Darius Walker, Stanford (10.7.06)
31	Darius Walker, at Michigan (9.10.05)
31	Darius Walker, Michigan State (9.17.05)
29	Darius Walker, Syracuse (11.19.05)
29	Darius Walker, Army (11.18.06)
28	Robert Hughes, Washington State (10.31.09)
27	Darius Walker, Penn State (9.9.06)

most points scored

24	Maurice Stovall, BYU (10.22.05)
18	Michael Floyd, Nevada (9.5.09)
18	Golden Tate, vs. Hawai'i (12.24.08)
18	Travis Thomas, Navy (11.3.07)
18	Rashon Powers-Neal, at Pittsburgh (9.3.05)
18	Jeff Samardzija, Michigan State (9.17.05)
18	Maurice Stovall, Navy (11.12.05)
18	Darius Walker, vs Ohio State (1.2.06)
17	Nick Tausch, vs. Washington (10.3.09)
15	Brandon Walker, Pittsburgh (11.1.08)

most touchdowns scored

4	Maurice Stovall, BYU (10.22.05)
3	Michael Floyd, Nevada (9.5.09)
3	Golden Tate, vs. Hawai'i (12.24.08)
3	Travis Thomas, Navy (11.3.07)
3	Rashon Powers-Neal, at Pittsburgh (9.3.05)
3	Jeff Samardzija, Michigan State (9.17.05)
3	Maurice Stovall, Navy (11.12.05)
3	Darius Walker, vs Ohio State (1.2.06)

INDIVIDUAL RECORDS - DEFENSE

most fumble returns TD

1	Brian Smith, Michigan (9.13.08)
1	Maurice Crum, at UCLA (10.6.07)
1	Tom Zbikowski, Penn State (9.9.06)

most fumble returns

1	Brian Smith, Boston College (10.24.09)
1	Ethan Johnson, Boston College (10.24.09)
1	Toryan Smith, Michigan State (9.19.09)
1	Maurice Crum, at UCLA (10.6.07)
1	Pat Kuntz, Stanford (10.4.08)
1	Kerry Neal, at UCLA (10.6.07)
1	Brian Smith, Michigan (9.13.08)
1	Toryan Smith, Syracuse (11.22.08)
1	Tom Zbikowski, Penn State (9.9.06)

most fumble return yards

35	Brian Smith, Michigan (9.13.08)
34	Maurice Crum, at UCLA (10.6.07)
25	Tom Zbikowski, Penn State (9.9.06)
20	Gary Gray, Syracuse (11.22.08)
11	Kerry Neal, at UCLA (10.6.07)
8	Toryan Smith, Syracuse (11.22.08)
5	Toryan Smith, Michigan State (9.19.09)
2	Pat Kuntz, Stanford (10.4.08)

most interception returns TD

1	Terrail Lambert, at Michigan State (9.23.06)
1	Darrin Walls, at Penn State (9.8.07)
1	Brian Smith, Boston College (10.13.07)
1	Robert Blanton, Purdue (9.27.08)

most punt block returns TD

1	Toryan Smith, vs. Navy (11.15.08)
---	-----------------------------------

most interceptions

2	Kyle McCarthy, Boston College (10.24.09)
2	Raeshon McNeil, Pittsburgh (11.1.08)
2	Maurice Crum, at UCLA (10.6.07)
2	Mike Richardson, Army (11.18.06)
2	Terrail Lambert, at Michigan State (9.23.06)

most interception return yards

83	Tom Zbikowski, BYU (10.22.05)	1
73	Darrin Walls, at Penn State (9.8.07)	1
51	Chinedum Ndukwe, Michigan (9.16.06)	1
47	Robert Blanton, Purdue (9.27.08)	1
47	Raeshon McNeil, Pittsburgh (11.1.08)	2
46	Maurice Crum, at UCLA (10.6.07)	2
43	Tom Zbikowski, Stanford (11.24.07)	1
41	Ambrose Wooden, Tennessee (11.5.05)	1
41	Gary Gray, Michigan (9.13.08)	1
39	David Bruton, Michigan (9.13.08)	1

highest avg. per INT return (min. 2 ret.)

23.5	Raeshon McNeil, Pittsburgh (11.1.08)	2-47
23.0	Maurice Crum, at UCLA (10.6.07)	2-46
13.5	Kyle McCarthy, Boston College (10.24.09)	2-27
13.5	Terrail Lambert, at Michigan State (9.23.06)	2-27
0.5	Mike Richardson, Army (11.18.06)	2-1

The Charlie Weis Record Book

most tackles

22	Chinedum Ndukwe, at Air Force (11.11.06)	15-7
17	Trevor Laws, Air Force (11.10.07)	6-11
16	David Bruton, Pittsburgh (11.1.08)	9-7
16	Joe Brockington, Navy (11.3.07)	4-12
16	Maurice Crum, Michigan State (9.22.07)	6-10
15	Kyle McCarthy, Pittsburgh (11.1.08)	8-7
15	David Bruton, Michigan (9.13.08)	10-5
15	Trevor Laws, Navy (11.3.07)	8-7
15	David Bruton, Michigan State (9.22.07)	8-7
15	Joe Brockington, at Air Force (11.11.06)	5-10

most quarterback sacks

4.0	Victor Abiamiri, at Stanford (11.26.05)
3.0	Victor Abiamiri, Stanford (10.7.06)
2.0	Steve Quinn, vs. Hawaii (12.24.08)
2.0	Ethan Johnson, vs. Hawaii (12.24.08)
2.0	Harrison Smith, at Washington (10.25.08)
2.0	Pat Kuntz, Stanford (10.4.08)
2.0	Derek Landri, Army (11.18.06)
2.0	Victor Abiamiri, North Carolina (11.4.06)
2.0	Brandon Hoyte, at Stanford (11.26.05)
2.0	Brandon Hoyte, at Pittsburgh (9.3.05)
2.0	Corey Mays, Syracuse (11.19.05)
2.0	Victor Abiamiri, vs. Navy (10.28.06)

most tackles for loss

4.5	Derek Landri, Army (11.18.06)
4.5	Brandon Hoyte, at Pittsburgh (9.3.05)
4.0	Victor Abiamiri, at Stanford (11.26.05)
3.5	Derek Landri, North Carolina (11.4.06)
3.5	Victor Abiamiri, Stanford (10.7.06)
3.5	Corey Mays, Syracuse (11.19.05)
3.0	Darius Fleming, at Purdue (9.26.09)
3.0	Victor Abiamiri, Michigan State (9.17.05)
3.0	Maurice Crum, Tennessee (11.5.05)
3.0	Maurice Crum, Penn State (9.9.06)
3.0	Brandon Hoyte, at Washington (9.24.05)
3.0	Corey Mays, Tennessee (11.5.05)
3.0	Trevor Laws, at Purdue (9.29.07)

most fumbles forced

2	Maurice Crum, at UCLA (10.6.07)
2	Mike Richardson, Tennessee (11.5.05)
2	Tom Zbikowski, at Penn State (9.8.07)

most fumbles recovered

2	Brian Smith, Michigan (9.13.08)
2	Maurice Crum, at UCLA (10.6.07)
2	Ray Herring, at Michigan (9.15.07)

most pass breakups

3	Raeshon McNeil, at Boston College (11.8.08)
2	Kyle McCarthy, Michigan State (9.19.09)
2	Harrison Smith, vs. Hawaii (12.24.08)
2	Harrison Smith, Syracuse (11.22.08)
2	Raeshon McNeil, Syracuse (11.22.08)
2	David Bruton, vs. Navy (11.15.08)
2	Ethan Johnson, at Michigan State (9.20.08)
2	Raeshon McNeil, Michigan (9.13.08)
2	Terrail Lambert, San Diego State (9.6.08)
2	Sergio Brown, San Diego State (9.6.08)
2	John Ryan, San Diego State (9.6.08)
2	Darrin Walls, at Stanford (11.24.07)
2	Pat Kuntz, USC (10.20.07)
2	Dwight Stephenson, USC (10.20.07)
2	Darrin Walls, Boston College (10.13.07)
2	Maurice Crum, at UCLA (10.6.07)
2	Pat Kuntz, at UCLA (10.6.07)
2	Trevor Laws, at UCLA (10.6.07)
2	Pat Kuntz, Georgia Tech (9.1.07)

2	Chris Frome, Purdue (9.30.06)
2	Chris Frome, at USC (11.25.06)
2	Corey Mays, at Michigan (9.10.05)
2	Chinedum Ndukwe, Tennessee (11.5.05)
2	Chinedum Ndukwe, at Stanford (11.26.05)
2	Mike Richardson, Syracuse (11.19.05)
2	Mike Richardson, at Purdue (10.1.05)
2	Ambrose Wooden, Michigan State (9.17.05)
2	Tom Zbikowski, at Washington (9.24.05)

longest interception return

83	Tom Zbikowski, BYU (10.22.05)
73	Darrin Walls, at Penn State (9.8.07)
51	Chinedum Ndukwe, Michigan (9.16.06)
47	Robert Blanton, Purdue (9.27.08)
43	Raeshon McNeil, Pittsburgh (11.1.08)
41	Ambrose Wooden, Tennessee (11.5.05)
41	Gary Gray, Michigan (9.13.08)
39	David Bruton, Michigan (9.13.08)
33	Tom Zbikowski, Tennessee (11.5.05)
33	Maurice Crum, at UCLA (10.6.07)

longest fumble return

35	Brian Smith, Michigan (9.13.08)
34	Maurice Crum, at UCLA (10.6.07)
25	Tom Zbikowski, Penn State (9.9.06)
20	Gary Gray, Syracuse (11.22.08)
11	Kerry Neal, at UCLA (10.6.07)
8	Toryan Smith, Syracuse (11.22.08)
5	Toryan Smith, Michigan State (9.19.09)
2	Pat Kuntz, Stanford (10.4.08)

INDIVIDUAL RECORDS - SPECIAL TEAMS

most extra points made by kicking

7	Brandon Walker, vs. Hawaii (12.24.08)
7	D.J. Fitzpatrick, at Purdue (10.1.05)
7	D.J. Fitzpatrick, BYU (10.22.05)
6	D.J. Fitzpatrick, Navy (11.12.05)
6	D.J. Fitzpatrick, at Pittsburgh (9.3.05)
6	Carl Gioia, North Carolina (11.4.06)
5	Nick Tausch, Nevada (9.5.09)
5	Brandon Walker, Purdue (9.27.08)
5	Brandon Walker, Michigan (9.13.08)
5	Brandon Walker, Navy (11.3.07)
5	Carl Gioia, Army (11.18.06)
5	D.J. Fitzpatrick, Tennessee (11.5.05)
5	D.J. Fitzpatrick, Michigan State (9.17.05)
5	Carl Gioia, Penn State (9.9.06)
5	Carl Gioia, Purdue (9.30.06)
5	Carl Gioia, vs. Navy (10.28.06)

most extra points attempted by kicking

7	Brandon Walker, vs. Hawaii (12.24.08)
7	D.J. Fitzpatrick, at Purdue (10.1.05)
7	D.J. Fitzpatrick, BYU (10.22.05)
6	Carl Gioia, Army (11.18.06)
6	Carl Gioia, at Air Force (11.11.06)
6	D.J. Fitzpatrick, Navy (11.12.05)
6	D.J. Fitzpatrick, at Pittsburgh (9.3.05)
6	Carl Gioia, North Carolina (11.4.06)
5	Nick Tausch, Washington State (10.31.09)
5	Nick Tausch, Nevada (9.5.09)
5	Brandon Walker, Purdue (9.27.08)
5	Brandon Walker, Michigan (9.13.08)
5	Brandon Walker, Navy (11.3.07)
5	D.J. Fitzpatrick, Tennessee (11.5.05)
5	D.J. Fitzpatrick, Michigan State (9.17.05)
5	Carl Gioia, Penn State (9.9.06)
5	Carl Gioia, at Michigan State (9.23.06)
5	Carl Gioia, Purdue (9.30.06)
5	Carl Gioia, vs. Navy (10.28.06)

most points scored by kicking

15	Brandon Walker, Pittsburgh (11.1.08)
12	D.J. Fitzpatrick, at Washington (9.24.05)
11	Brandon Walker, Syracuse (11.22.08)
11	D.J. Fitzpatrick, Tennessee (11.5.05)
11	D.J. Fitzpatrick, Michigan State (9.17.05)
11	Carl Gioia, Penn State (9.9.06)
10	Nick Tausch, Washington State (10.31.09)
10	Nick Tausch, at Michigan (9.12.09)
9	Nick Tausch, Michigan State (9.19.09)
9	Brandon Walker, at Washington (10.25.08)
9	D.J. Fitzpatrick, Syracuse (11.19.05)
9	Carl Gioia, North Carolina (11.4.06)

most field goals attempted

6	Brandon Walker, Syracuse (11.22.08)
5	Nick Tausch, Washington (10.3.09)
5	Brandon Walker, Pittsburgh (11.1.08)
4	D.J. Fitzpatrick, Syracuse (11.19.05)
3	Nick Tausch, at Michigan (9.12.09)
3	Carl Gioia, UCLA (10.21.06)
3	D.J. Fitzpatrick, Michigan State (9.17.05)
3	D.J. Fitzpatrick, at Washington (9.24.05)
2	Nick Tausch, Navy (11.7.09)
2	Nick Tausch, Washington State (10.31.09)
2	Nick Tausch, Boston College (10.24.09)
2	Nick Tausch, Michigan State (9.19.09)
2	Brandon Walker, vs. Navy (11.15.08)
2	Brandon Walker, at Washington (10.25.08)
2	Brandon Walker, Stanford (10.4.08)
2	Brandon Walker, Purdue (9.27.08)
2	Brandon Walker, at Michigan State (9.20.08)
2	Brandon Walker, Navy (11.3.07)
2	Brandon Walker, at UCLA (10.6.07)
2	D.J. Fitzpatrick, Tennessee (11.5.05)
2	D.J. Fitzpatrick, at Stanford (11.26.05)
2	D.J. Fitzpatrick, USC (11.15.05)
2	Carl Gioia, at Georgia Tech (9.2.06)
2	Carl Gioia, Penn State (9.9.06)

most field goals made

5	Nick Tausch, Washington (10.3.09)
4	Brandon Walker, Pittsburgh (11.1.08)
3	Brandon Walker, Syracuse (11.22.08)
3	D.J. Fitzpatrick, at Washington (9.24.05)
2	Nick Tausch, Washington State (10.31.09)
2	Nick Tausch, Boston College (10.24.09)
2	Nick Tausch, Michigan State (9.19.09)
2	Nick Tausch, at Michigan (9.12.09)
2	Brandon Walker, vs. Navy (11.15.08)
2	Brandon Walker, at Washington (10.25.08)
2	Brandon Walker, at UCLA (10.6.07)
2	Carl Gioia, UCLA (10.21.06)
2	D.J. Fitzpatrick, Tennessee (11.5.05)
2	D.J. Fitzpatrick, Syracuse (11.19.05)
2	D.J. Fitzpatrick, Michigan State (9.17.05)
2	Carl Gioia, Penn State (9.9.06)

longest field goal made

48	Brandon Walker, Pittsburgh (11.1.08)
48	Brandon Walker, at UCLA (10.6.07)
48	D.J. Fitzpatrick, Michigan State (9.17.05)
46	Nick Tausch, Michigan State (9.19.09)
45	Brandon Walker, Syracuse (11.22.08)
44	D.J. Fitzpatrick, Syracuse (11.19.05)
43	D.J. Fitzpatrick, at Michigan (9.10.05)
42	Nick Tausch, at Michigan (9.12.09)
42	Brandon Walker, at Washington (10.25.08)
42	Brandon Walker, at North Carolina (10.11.08)

The Charlie Weis
Record Book

most punts

10	Geoff Price, USC (10.20.07)
9	Geoff Price, at UCLA (10.6.07)
9	Geoff Price, at Penn State (9.8.07)
9	D.J. Fitzpatrick, at Michigan (9.10.05)
8	Eric Maust, at USC (11.29.08)
7	Geoff Price, at Michigan (9.15.07)
7	Geoff Price, Georgia Tech (9.1.07)
7	Geoff Price, Michigan (9.16.06)
7	Geoff Price, at Michigan State (9.23.06)
6	Ben Turk, Boston College (10.24.09)
6	Eric Maust, at Boston College (11.8.08)
6	Eric Maust, Michigan (9.13.08)
6	Geoff Price, Boston College (10.13.07)
6	Geoff Price, Michigan State (9.22.07)
6	Geoff Price, UCLA (10.21.06)
6	D.J. Fitzpatrick, vs Ohio State (1.2.06)

most yards punting

450	Geoff Price, USC (10.20.07)
403	Geoff Price, at Penn State (9.8.07)
371	D.J. Fitzpatrick, at Michigan (9.10.05)
363	Geoff Price, Michigan (9.16.06)
363	Geoff Price, at UCLA (10.6.07)
323	Eric Maust, at USC (11.29.08)
303	Geoff Price, at Michigan (9.15.07)
303	Geoff Price, at Michigan State (9.23.06)
268	Geoff Price, Georgia Tech (9.1.07)
263	Eric Maust, Michigan (9.13.08)

highest average yards per punt (min. 3 punts)

51.9	Geoff Price, Michigan (9.16.06)	7-363
50.4	Geoff Price, at Georgia Tech (9.2.06)	5-252
47.4	Geoff Price, vs. LSU (1.3.07)	5-237
45.8	Geoff Price, North Carolina (11.4.06)	5-229
45.7	D.J. Fitzpatrick, at Pittsburgh (9.3.05)	3-137
45.7	Geoff Price, Purdue (9.30.06)	3-137
45.0	Geoff Price, USC (10.20.07)	10-450
44.8	Geoff Price, at Penn State (9.8.07)	9-403
44.2	D.J. Fitzpatrick, BYU (10.22.05)	5-221
44.0	Geoff Price, Penn State (9.9.06)	3-132
44.0	Eric Maust, at Purdue (9.29.07)	3-132
44.0	Eric Maust, vs. Navy (11.15.08)	3-132

most punts downed inside 20

3	Ben Turk, USC (10.17.09)
3	Eric Maust, at Stanford (11.24.07)
3	Geoff Price, Boston College (10.13.07)
3	Geoff Price, at UCLA (10.6.07)
3	Geoff Price, Purdue (9.30.06)
2	Ben Turk, Washington State (10.31.09)
2	Eric Maust, Nevada (9.5.09)
2	Eric Maust, Syracuse (11.22.08)
2	Eric Maust, Stanford (10.4.08)
2	Eric Maust, at Michigan State (9.20.08)
2	Eric Maust, Michigan (9.13.08)
2	Eric Maust, San Diego State (9.6.08)
2	Eric Maust, Duke (11.17.07)
2	Eric Maust, Air Force (11.10.07)
2	Geoff Price, at Michigan (9.15.07)
2	Geoff Price, North Carolina (11.4.06)
2	D.J. Fitzpatrick, vs Ohio State (1.2.06)
2	D.J. Fitzpatrick, Syracuse (11.19.05)
2	D.J. Fitzpatrick, USC (11.15.05)
2	D.J. Fitzpatrick, Michigan State (9.17.05)
2	Geoff Price, Penn State (9.9.06)
2	Geoff Price, Michigan (9.16.06)
2	Eric Maust, at Purdue (9.29.07)

longest punt

62	Geoff Price, Penn State (9.9.06)
----	----------------------------------

61	Geoff Price, at Georgia Tech (9.2.06)
60	D.J. Fitzpatrick, at Michigan (9.10.05)
59	Geoff Price, Michigan (9.16.06)
57	Geoff Price, at Penn State (9.8.07)
56	Geoff Price, Michigan State (9.22.07)
56	Geoff Price, Boston College (10.13.07)
55	Geoff Price, at Michigan (9.16.07)
55	Geoff Price, Georgia Tech (9.1.07)
55	Geoff Price, Army (11.18.06)
55	Geoff Price, vs. LSU (1.3.07)

longest punt return

78	Tom Zbikowski, Tennessee (11.5.05)
60	Tom Zbikowski, at Stanford (11.24.07)
60	Tom Zbikowski, USC (11.15.05)
52	Tom Zbikowski, North Carolina (11.4.06)
47	Tom Zbikowski, at Penn State (9.8.07)
42	Golden Tate, at Boston College (11.8.08)
32	Tom Zbikowski, Navy (11.3.07)
25	Tom Zbikowski, at Michigan State (9.23.06)
25	Tom Zbikowski, at Washington (9.24.05)
24	Golden Tate, vs. Navy (11.15.08)

longest kick return

96	Armando Allen, vs. Hawai'i (12.24.08)
53	Armando Allen, at Michigan State (9.20.08)
52	Barry Gallup, at Michigan (9.12.09)
50	David Grimes, North Carolina (11.4.06)
46	David Grimes, at Georgia Tech (9.2.06)
40	Golden Tate, at Michigan (9.15.07)
40	David Grimes, at Purdue (10.1.05)
38	Theo Riddick, Michigan State (9.19.09)
38	Armando Allen, Navy (11.3.07)
36	D.J. Hord, Tennessee (11.5.05)
36	Armando Allen, Purdue (9.27.08)

most punt returns

6	Golden Tate, vs. Navy (11.15.08)
6	Tom Zbikowski, at Stanford (11.26.05)
4	Tom Zbikowski, at Stanford (11.24.07)
4	Tom Zbikowski, USC (11.15.05)
4	Tom Zbikowski, at Georgia Tech (9.2.06)
3	Golden Tate, at Boston College (11.8.08)
3	Golden Tate, at Washington (10.25.08)
3	Armando Allen, at Michigan State (9.20.08)
3	Tom Zbikowski, Duke (11.17.07)
3	Tom Zbikowski, Boston College (10.13.07)
3	Tom Zbikowski, Army (11.18.06)
3	Tom Zbikowski, North Carolina (11.4.06)
3	Tom Zbikowski, Tennessee (11.5.05)
3	Tom Zbikowski, Syracuse (11.19.05)
3	Tom Zbikowski, at Michigan (9.15.07)

most punt return yards

118	Tom Zbikowski, Tennessee (11.5.05)	3
87	Tom Zbikowski, USC (11.15.05)	4
69	Tom Zbikowski, North Carolina (11.4.06)	3
64	Tom Zbikowski, at Stanford (11.24.07)	4
50	Golden Tate, vs. Navy (11.15.08)	6
47	Tom Zbikowski, at Penn State (9.8.07)	1
44	Golden Tate, at Boston College (11.8.08)	3
37	Tom Zbikowski, Navy (11.3.07)	2
35	Armando Allen, San Diego State (9.6.08)	2
34	Tom Zbikowski, Boston College (10.13.07)	3
34	Tom Zbikowski, at Stanford (11.26.05)	6

highest avg. gain per punt return (min. 2 ret.)

39.3	Tom Zbikowski, Tennessee (11.5.05)	3-118
23.0	Tom Zbikowski, North Carolina (11.4.06)	3-69
21.8	Tom Zbikowski, USC (11.15.05)	4-87
18.5	Tom Zbikowski, Navy (11.3.07)	2-37

17.5	Armando Allen, San Diego State (9.6.08)	2-35
16.0	Tom Zbikowski, at Stanford (11.24.07)	4-64
15.5	Tom Zbikowski, at Washington (9.24.05)	2-31
14.7	Golden Tate, at Boston College (11.8.08)	3-44
11.5	Golden Tate, Michigan State (9.19.09)	2-23
11.3	Tom Zbikowski, Boston College (10.13.07)	3-34

most kick returns

6	Theo Riddick (Washington, 10.3.09)
6	Armando Allen, Air Force (11.10.07)
6	David Grimes, Michigan (9.16.06)
5	Golden Tate, Pittsburgh (11.1.08)
5	Armando Allen, at Michigan State (9.20.08)
5	Golden Tate, at Michigan (9.15.07)
5	Tom Zbikowski, at USC (11.25.06)
5	Armando Allen, Georgia Tech (9.1.07)
4	Theo Riddick, Navy (11.7.09)
4	Theo Riddick, at Purdue (9.26.09)
4	Theo Riddick, Michigan State (9.19.09)
4	Golden Tate, Syracuse (11.22.08)
4	Golden Tate, Boston College (11.8.08)
4	Golden Tate, at North Carolina (10.11.08)
4	Armando Allen, at Purdue (9.29.07)
4	Armando Allen, Purdue (9.27.08)
4	Armando Allen, Navy (11.3.07)
4	David Grimes, vs. LSU (1.3.07)
4	David Grimes, at Stanford (11.26.05)

most kick return yards

147	Armando Allen, at Michigan State (9.20.08)	5
145	David Grimes, Michigan (9.16.06)	6
133	Golden Tate, at Michigan (9.15.07)	5
129	Theo Riddick (Washington, 10.3.09)	6
117	Armando Allen, Air Force (11.10.07)	6
116	Armando Allen, vs. Hawai'i (12.24.08)	2
115	Armando Allen, Navy (11.3.07)	4
107	Theo Riddick, Michigan State (9.19.09)	4
107	Tom Zbikowski, at USC (11.25.06)	5
105	Armando Allen, Purdue (9.27.08)	4

highest avg. gain per kick return (min. 2 ret.)

58.0	Armando Allen, vs. Hawai'i (12.24.08)	2-116
38.5	Barry Gallup, at Michigan (9.12.09)	2-77
33.7	David Grimes, North Carolina (11.4.06)	3-101
31.0	David Grimes, at Purdue (10.1.05)	2-62
29.4	Armando Allen, at Michigan State (9.20.08)	5-147
28.8	Armando Allen, Navy (11.3.07)	4-115
26.8	Theo Riddick, Michigan State (9.19.09)	4-107
26.6	Golden Tate, at Michigan (9.15.07)	5-133
26.2	Armando Allen, Purdue (9.27.08)	4-105
26.0	Armando Allen, at USC (11.29.08)	2-52

most blocked kicks

2	Chase Anastasio, Syracuse (11.19.05)
2	Derek Landri, North Carolina (11.4.06)
1	Ethan Johnson, Michigan State (9.19.09)
1	Sergio Brown, vs. Hawai'i (12.24.08)
1	Mike Anello, vs. Navy (11.15.08)
1	David Bruton, USC (10.20.07)
1	Trevor Laws, at Stanford (11.24.07)
1	Trevor Laws, Georgia Tech (9.1.07)
1	Steve Quinn, at USC (11.25.06)
1	Derek Landri, Army (11.18.06)
1	Trevor Laws, North Carolina (11.4.06)
1	Chase Anastasio, at Washington (9.24.05)
1	Derek Landri, Michigan (9.16.06)
1	Trevor Laws, at Air Force (11.11.06)
1	Trevor Laws, vs Ohio State (1.2.06)
1	Trevor Laws, at Purdue (10.1.05)
1	Chinedum Ndukwe, vs Ohio State (1.2.06)

The Automated ScoreBook
Notre Dame Game Results (as of Nov 09, 2009)
All games

Date	Opponent		Score	Overall	Conference	Time	Attend
Sep 05, 2009	NEVADA	W	35-0	1-0	0-0	2:53	80795
Sep 12, 2009	at Michigan	L	34-38	1-1	0-0	3:45	110278
Sep 19, 2009	MICHIGAN STATE	W	33-30	2-1	0-0	3:30	80795
Sep 26, 2009	at Purdue	W	24-21	3-1	0-0	3:21	59082
Oct 03, 2009	WASHINGTON	Wo	37-30	4-1	0-0	3:49	80795
Oct 17, 2009	#6 USC	L	27-34	4-2	0-0	3:39	80795
Oct 24, 2009	BOSTON COLLEGE	W	20-16	5-2	0-0	3:30	80795
Oct 31, 2009	WASHINGTON STATE	W	40-14	6-2	0-0	3:21	53407
Nov 07, 2009	NAVY	L	21-23	6-3	0-0	3:23	80795

The Automated ScoreBook
Notre Dame Overall Team Statistics (as of Nov 09, 2009)
All games

Team Statistics	ND	OPP
SCORING	271	206
Points Per Game	30.1	22.9
FIRST DOWNS	230	173
Rushing	87	68
Passing	125	92
Penalty	18	13
RUSHING YARDAGE	1243	1339
Yards gained rushing	1474	1562
Yards lost rushing	231	223
Rushing Attempts	316	302
Average Per Rush	3.9	4.4
Average Per Game	138.1	148.8
TDs Rushing	11	10
PASSING YARDAGE	2930	2137
Comp-Att-Int	221-330-4	156-268-11
Average Per Pass	8.9	8.0
Average Per Catch	13.3	13.7
Average Per Game	325.6	237.4
TDs Passing	22	14
TOTAL OFFENSE	4173	3476
Total Plays	646	570
Average Per Play	6.5	6.1
Average Per Game	463.7	386.2
KICK RETURNS: #-Yards	35-801	50-1030
PUNT RETURNS: #-Yards	11-99	3-53
INT RETURNS: #-Yards	11-132	4-30
KICK RETURN AVERAGE	22.9	20.6
PUNT RETURN AVERAGE	9.0	17.7
INT RETURN AVERAGE	12.0	7.5
FUMBLES-LOST	13-5	12-6
PENALTIES-Yards	61-540	69-547
Average Per Game	60.0	60.8
PUNTS-Yards	32-1187	44-1825
Average Per Punt	37.1	41.5
Net punt average	33.6	37.9
TIME OF POSSESSION/Game	32:41	27:19
3RD-DOWN Conversions	46/114	46/117
3rd-Down Pct	40%	39%
4TH-DOWN Conversions	6/13	6/11
4th-Down Pct	46%	55%
SACKS BY-Yards	18-131	19-117
MISC YARDS	0	0
TOUCHDOWNS SCORED	33	26
FIELD GOALS-ATTEMPTS	14-17	7-11
ON-SIDE KICKS	1-2	1-1
RED-ZONE SCORES	(32-40) 80%	(21-29) 72%
RED-ZONE TOUCHDOWNS	(21-40) 52%	(17-29) 59%
PAT-ATTEMPTS	(27-30) 90%	(25-26) 96%
ATTENDANCE	538177	169360
Games/Avg Per Game	7/76882	2/84680
Neutral Site Games		0/0

Score by Quarters	1st	2nd	3rd	4th	OT	Total
Notre Dame	48	99	37	80	7	271
Opponents	47	54	48	57	0	206

The Automated ScoreBook
Notre Dame Overall Individual Statistics (as of Nov 09, 2009)
All games

Rushing	gp	att	gain	loss	net	avg	td	lg	avg/g
ALLEN, Armando	6	104	542	28	514	4.9	3	24	85.7
HUGHES, Robert	9	71	342	11	331	4.7	5	37	36.8
TATE, Golden	9	21	163	6	157	7.5	2	33	17.4
RIDDICK, Theo	9	21	130	1	129	6.1	0	24	14.3
GRAY, Jonas	8	34	142	23	119	3.5	0	19	14.9
CRIST, Dayne	4	5	23	7	16	3.2	0	16	4.0
ALDRIDGE, James	3	5	15	0	15	3.0	0	9	5.0
GOODMAN, John	7	1	13	0	13	13.0	0	13	1.9
KAMARA, Duval	9	1	10	0	10	10.0	0	10	1.1
FLOYD, Michael	4	1	8	0	8	8.0	0	8	2.0
MAUST, Eric	9	1	4	0	4	4.0	0	4	0.4
TEAM	5	6	0	11	-11	-1.8	0	0	-2.2
CLAUSEN, Jimmy	9	45	82	144	-62	-1.4	1	11	-6.9
Total	9	316	1474	231	1243	3.9	11	37	138.1
Opponents	9	302	1562	223	1339	4.4	10	41	148.8

Punt Returns	no.	yds	avg	td	lg
TATE, Golden	7	47	6.7	0	23
GOODMAN, John	3	47	15.7	0	24
HERRING, Ray	1	5	5.0	0	5
Total	11	99	9.0	0	24
Opponents	3	53	17.7	0	31

Interceptions	no.	yds	avg	td	lg
McCARTHY, Kyle	5	90	18.0	0	23
BLANTON, Robert	2	0	0.0	0	0
GRAY, Gary	1	30	30.0	0	30
SMITH, Brian	1	10	10.0	0	10
WILLIAMS, Ian	1	0	0.0	0	0
WALLS, Darrin	1	2	2.0	0	2
Total	11	132	12.0	0	30
Opponents	4	30	7.5	0	20

Passing	gp	effic	comp-att-int	pct	yds	td	lg	avg/g
CLAUSEN, Jimmy	9	162.88	209-308-3	67.9	2770	20	88	307.8
CRIST, Dayne	4	111.10	10-20-1	50.0	130	1	64	32.5
MAUST, Eric	9	310.00	1-1-0	100.0	25	0	25	2.8
ALLEN, Armando	6	472.00	1-1-0	100.0	5	1	5	0.8
Total	9	161.13	221-330-4	67.0	2930	22	88	325.6
Opponents	9	134.22	156-268-11	58.2	2137	14	60	237.4

Kick Returns	no.	yds	avg	td	lg
RIDDICK, Theo	26	618	23.8	0	38
GALLUP, Barry	5	110	22.0	0	52
TATE, Golden	3	62	20.7	0	24
TOMA, Roby	1	11	11.0	0	11
Total	35	801	22.9	0	52
Opponents	50	1030	20.6	1	94

Receiving	gp	no.	yds	avg	td	lg	avg/g
TATE, Golden	9	65	1059	16.3	10	77	117.7
RUDOLPH, Kyle	9	33	364	11.0	3	52	40.4
FLOYD, Michael	4	23	499	21.7	6	88	124.8
PARRIS, Robby	8	22	210	9.5	1	26	26.2
KAMARA, Duval	9	21	193	9.2	1	18	21.4
HUGHES, Robert	9	15	143	9.5	0	30	15.9
ALLEN, Armando	6	13	119	9.2	0	26	19.8
EVANS, Shaquelle	6	7	61	8.7	0	15	10.2
GOODMAN, John	7	6	104	17.3	1	64	14.9
GRAY, Jonas	8	4	54	13.5	0	23	6.8
RIDDICK, Theo	9	4	40	10.0	0	16	4.4
RAGONE, Mike	9	3	39	13.0	0	30	4.3
TOMA, Roby	2	3	21	7.0	0	8	10.5
WALKER, Deion	5	1	15	15.0	0	15	3.0
BURGER, Bobby	7	1	9	9.0	0	9	1.3
Total	9	221	2930	13.3	22	88	325.6
Opponents	9	156	2137	13.7	14	60	237.4

Fumble Returns	no.	yds	avg	td	lg
SMITH, Toryan	1	5	5.0	0	5
Total	1	5	5.0	0	5
Opponents	1	17	17.0	1	17

The Automated ScoreBook
Notre Dame Overall Individual Statistics (as of Nov 09, 2009)
All games

Scoring	td	fg	PAT				dxp	saf	pts
			kick	rush	rcv	pass			
TATE, Golden	12	-	-	-	-	-	-	72	
TAUSCH, Nick	-	14-17	27-30	-	-	-	-	69	
FLOYD, Michael	6	-	-	-	-	-	-	36	
HUGHES, Robert	5	-	-	1-1	-	-	-	32	
ALLEN, Armando	3	-	-	1-1	-	-	-	20	
RUDOLPH, Kyle	3	-	-	-	-	-	-	18	
PARRIS, Robby	1	-	-	-	-	-	-	6	
KAMARA, Duval	1	-	-	-	-	-	-	6	
GOODMAN, John	1	-	-	-	-	-	-	6	
CLAUSEN, Jimmy	1	-	-	-	-	0-1	-	6	
Total	33	14-17	27-30	2-2	-	0-1	-	271	
Opponents	26	7-11	25-26	-	-	-	2	206	

Total Offense	g	plays	rush	pass	total	avg/g
CLAUSEN, Jimmy	9	353	-62	2770	2708	300.9
ALLEN, Armando	6	105	514	5	519	86.5
HUGHES, Robert	9	71	331	0	331	36.8
TATE, Golden	9	21	157	0	157	17.4
CRIST, Dayne	4	25	16	130	146	36.5
RIDDICK, Theo	9	21	129	0	129	14.3
GRAY, Jonas	8	34	119	0	119	14.9
MAUST, Eric	9	2	4	25	29	3.2
ALDRIDGE, James	3	5	15	0	15	5.0
GOODMAN, John	7	1	13	0	13	1.9
KAMARA, Duval	9	1	10	0	10	1.1
FLOYD, Michael	4	1	8	0	8	2.0
TEAM	5	6	-11	0	-11	-2.2
Total	9	646	1243	2930	4173	463.7
Opponents	9	570	1339	2137	3476	386.2

Field Goals	fg	pct.	01-19	20-29	30-39	40-49	50-99	lg	blk
TAUSCH, Nick	14-17	82.4	0-0	5-6	6-7	3-4	0-0	46	0

FG Sequence	Notre Dame	Opponents
Nevada	-	38
Michigan	28,(34),(42)	(39),26
Michigan State	(22),(46)	(43),51
Purdue	(34)	-
Washington	(34),(40),(34),(21),(24)	(40),(24),(37)
USC	-	(24),(37)
Boston College	(37),(34)	-
Washington State	(29),(23)	-
Navy	41,30	30

Punting	no.	yds	avg	lg	tb	fc	i20	50+	blk
TURK, Ben	18	630	35.0	49	2	10	6	0	0
MAUST, Eric	14	557	39.8	49	1	7	3	0	0
Total	32	1187	37.1	49	3	17	9	0	0
Opponents	44	1825	41.5	59	3	19	15	12	0

Kickoffs	no.	yds	avg	tb	ob	retn	net	ydln
TAUSCH, Nick	35	2164	61.8	0	1			
RUFFER, David	18	1144	63.6	1	0			
TURK, Ben	1	39	39.0	0	0			
Total	54	3347	62.0	1	1	20.6	42.5	27
Opponents	39	2474	63.4	3	1	22.9	41.4	28

Numbers in (parentheses) indicate field goal was made.

The Automated ScoreBook
Notre Dame Overall Individual Statistics (as of Nov 09, 2009)
All games

<u>All Purpose</u>	<u>g</u>	<u>rush</u>	<u>rcv</u>	<u>pr</u>	<u>kr</u>	<u>ir</u>	<u>total</u>	<u>avg/g</u>
TATE, Golden	9	157	1059	47	62	0	1325	147.2
RIDDICK, Theo	9	129	40	0	618	0	787	87.4
ALLEN, Armand	6	514	119	0	0	0	633	105.5
FLOYD, Michael	4	8	499	0	0	0	507	126.8
HUGHES, Rober	9	331	143	0	0	0	474	52.7
RUDOLPH, Kyle	9	0	364	0	0	0	364	40.4
PARRIS, Robby	8	0	210	0	0	0	210	26.2
KAMARA, Duval	9	10	193	0	0	0	203	22.6
GRAY, Jonas	8	119	54	0	0	0	173	21.6
GOODMAN, Joh	7	13	104	47	0	0	164	23.4
GALLUP, Barry	8	0	0	0	110	0	110	13.8
McCARTHY, Kyl	9	0	0	0	0	90	90	10.0
EVANS, Shaque	6	0	61	0	0	0	61	10.2
RAGONE, Mike	9	0	39	0	0	0	39	4.3
TOMA, Roby	2	0	21	0	11	0	32	16.0
GRAY, Gary	8	0	0	0	0	30	30	3.8
CRIST, Dayne	4	16	0	0	0	0	16	4.0
WALKER, Deion	5	0	15	0	0	0	15	3.0
ALDRIDGE, Jam	3	15	0	0	0	0	15	5.0
SMITH, Brian	9	0	0	0	0	10	10	1.1
BURGER, Bobb	7	0	9	0	0	0	9	1.3
HERRING, Ray	9	0	0	5	0	0	5	0.6
MAUST, Eric	9	4	0	0	0	0	4	0.4
WALLS, Darrin	9	0	0	0	0	2	2	0.2
TEAM	5	-11	0	0	0	0	-11	-2.2
CLAUSEN, Jim	9	-62	0	0	0	0	-62	-6.9
Total	9	1243	2930	99	801	132	5205	578.3
Opponents	9	1339	2137	53	1030	30	4589	509.9

The Automated ScoreBook
Notre Dame Overall Defensive Statistics (as of Nov 09, 2009)
All games

##	Defensive Leaders	gp	Tackles				Sacks	Pass defense			Fumbles		blkd	
			ua	a	tot	tfl/yds		no-yds	int-yds	brup	qbh	rcv-yds	ff	kick
28	McCARTHY, Kyle	9	44	28	72	2.0-2	.	5-90	4	
58	SMITH, Brian	9	28	23	51	5.0-24	1.5-14	1-10	.	3	1-0	.	.	
22	SMITH, Harrison	9	26	20	46	4.5-8	.	.	2	1	.	1	.	
5A	TE'O, Manti	9	16	25	41	4.5-24	1.0-12	.	1	1	.	.	.	
89	LEWIS-MOORE, Kapron	9	24	16	40	7.0-23	2.5-12	.	.	5	1-0	1	.	
12	BLANTON, Robert	9	18	14	32	.	.	2-0	2	
31	BROWN, Sergio	9	26	5	31	1.0-1	.	.	2	1	.	1	.	
95	WILLIAMS, Ian	9	10	20	30	4.0-8	.	1-0	
45	FLEMING, Darius	8	19	7	26	11.5-34	3.0-19	.	.	3	.	1	.	
9A	JOHNSON, Ethan	9	10	12	22	5.0-27	3.0-22	.	1	4	2-0	1	1	
56	NEAL, Kerry	9	11	9	20	3.5-20	1.5-15	.	.	4	.	.	.	
2	WALLS, Darrin	9	11	6	17	1.0-1	.	1-2	3	
90	RYAN, John	7	7	9	16	2.0-13	2.0-13	.	1	.	1-0	.	.	
49	SMITH, Toryan	9	10	5	15	3.5-13	1.0-10	.	.	.	1-5	.	.	
41	SMITH, Scott	9	8	7	15	1.0-1	
46	FILER, Steve	9	6	9	15	1.5-11	1.5-11	.	.	1	.	1	.	
4	GRAY, Gary	8	8	6	14	.	.	1-30	
26	SLAUGHTER, Jamaris	9	10	2	12	
17	MOTTA, Zeke	9	6	5	11	0.5-1	0.5-1	.	.	1	.	.	.	
6	HERRING, Ray	9	6	2	8	.	.	.	1	
8	McNEIL, Raeshon	9	6	2	8	
24	GORDON, Leonard	9	5	2	7	
54	McDONALD, Anthony	9	3	3	6	
37	ANELLO, Mike	9	3	3	6	
36	POSŁUSZNY, David	9	2	1	3	
98	CWYNAR, Sean	8	.	3	3	
93	MULLEN, Paddy	5	.	2	2	0.5-2	0.5-2	
52	CAVE, Braxston	9	.	1	1	
86	BURGER, Bobby	7	.	1	1	
43	MAUST, Eric	9	1	.	1	
5	ALLEN, Armando	6	1	.	1	
15	McCARTHY, Dan	3	1	.	1	
53	RICHARDSON, Morrice	2	1	.	1	1.0-1	
Total		9	327	248	575	59-214	18-131	11-132	17	24	6-5	6	1	
Opponents		9	332	356	688	48-185	19-117	4-30	22	20	5-17	8	2	

The Automated ScoreBook
Notre Dame Game Superlatives (as of Nov 09, 2009)
All games

INDIVIDUAL GAME HIGHS

Rushes	24	HUGHES, Robert vs Washington State (Oct 31, 2009)
Yards Rushing	139	ALLEN, Armando at Michigan (Sep 12, 2009)
TD Rushes	1	ALLEN, Armando vs Nevada (Sep 05, 2009)
	1	ALLEN, Armando at Michigan (Sep 12, 2009)
	1	ALLEN, Armando vs Michigan State (Sep 19, 2009)
	1	TATE, Golden at Purdue (Sep 26, 2009)
	1	HUGHES, Robert at Purdue (Sep 26, 2009)
	1	HUGHES, Robert vs Washington (Oct 03, 2009)
	1	CLAUSEN, Jimmy vs USC (Oct 17, 2009)
	1	HUGHES, Robert vs USC (Oct 17, 2009)
	1	TATE, Golden vs Washington State (Oct 31, 2009)
	1	HUGHES, Robert vs Washington State (Oct 31, 2009)
	1	HUGHES, Robert vs Navy (Nov 07, 2009)
Long Rush	37	HUGHES, Robert vs Washington (Oct 03, 2009)
Pass attempts	51	CLAUSEN, Jimmy vs Navy (Nov 07, 2009)
Pass completions	37	CLAUSEN, Jimmy vs Navy (Nov 07, 2009)
Yards Passing	452	CLAUSEN, Jimmy vs Navy (Nov 07, 2009)
TD Passes	4	CLAUSEN, Jimmy vs Nevada (Sep 05, 2009)
Long Pass	88	CLAUSEN, Jimmy vs Nevada (Sep 05, 2009)
Receptions	11	TATE, Golden vs Boston College (Oct 24, 2009)
Yards Receiving	244	TATE, Golden vs Washington (Oct 03, 2009)
TD Receptions	3	FLOYD, Michael vs Nevada (Sep 05, 2009)
Long Reception	88	FLOYD, Michael vs Nevada (Sep 05, 2009)
Field Goals	5	TAUSCH, Nick vs Washington (Oct 03, 2009)
Long Field Goal	46	TAUSCH, Nick vs Michigan State (Sep 19, 2009)
Punts	6	TURK, Ben vs Boston College (Oct 24, 2009)
Punting Avg	41.3	MAUST, Eric vs Michigan State (Sep 19, 2009)
Long Punt	49	MAUST, Eric vs Michigan State (Sep 19, 2009)
	49	TURK, Ben vs Washington State (Oct 31, 2009)
Long Punt Return	24	GOODMAN, John vs Nevada (Sep 05, 2009)
Long Kickoff Return	52	GALLUP, Barry at Michigan (Sep 12, 2009)
Tackles	12	McCARTHY, Kyle vs Washington (Oct 03, 2009)
Sacks	1.5	JOHNSON, Ethan vs Washington State (Oct 31, 2009)
Tackles For Loss	3.0	FLEMING, Darius at Purdue (Sep 26, 2009)
Interceptions	2	McCARTHY, Kyle vs Boston College (Oct 24, 2009)

The Automated ScoreBook
Notre Dame Game Superlatives (as of Nov 09, 2009)
All games

TEAM GAME HIGHS

Rushes	48	vs Washington State (Oct 31, 2009)
Yards Rushing	255	vs Washington State (Oct 31, 2009)
Yards Per Rush	5.3	vs Washington State (Oct 31, 2009)
TD Rushes	2	at Purdue (Sep 26, 2009)
	2	vs USC (Oct 17, 2009)
	2	vs Washington State (Oct 31, 2009)
Pass attempts	51	vs Navy (Nov 07, 2009)
Pass completions	37	vs Navy (Nov 07, 2009)
Yards Passing	452	vs Navy (Nov 07, 2009)
Yards Per Pass	16.6	vs Nevada (Sep 05, 2009)
TD Passes	4	vs Nevada (Sep 05, 2009)
Total Plays	81	vs Washington State (Oct 31, 2009)
Total Offense	592	vs Washington State (Oct 31, 2009)
Yards Per Play	8.8	vs Washington (Oct 03, 2009)
Points	40	vs Washington State (Oct 31, 2009)
Sacks By	5	vs Washington State (Oct 31, 2009)
First Downs	32	vs Navy (Nov 07, 2009)
Penalties	11	vs Michigan State (Sep 19, 2009)
Penalty Yards	99	vs Michigan State (Sep 19, 2009)
Turnovers	3	vs Navy (Nov 07, 2009)
Interceptions By	3	vs Boston College (Oct 24, 2009)

The Automated ScoreBook
Notre Dame Game Superlatives (as of Nov 09, 2009)
All games

OPPONENT INDIVIDUAL GAME HIGHS

Rushes	31	Dobbs, Ricky, vs Navy (Nov 07, 2009)
Yards Rushing	158	Murray, Vince, vs Navy (Nov 07, 2009)
TD Rushes	2	Caper, Larry, vs Michigan State (Sep 19, 2009)
Long Rush	41	Polk, Chris, vs Washington (Oct 03, 2009)
Pass attempts	40	Locker, Jake, vs Washington (Oct 03, 2009)
Pass completions	23	Forcier, Tate, at Michigan (Sep 12, 2009)
	23	Cousins, Kirk, vs Michigan State (Sep 19, 2009)
Yards Passing	380	Barkley, Matt, vs USC (Oct 17, 2009)
TD Passes	3	Elliott, Joey, at Purdue (Sep 26, 2009)
Long Pass	60	Barkley, Matt, vs USC (Oct 17, 2009)
Receptions	11	Smith, Keith, at Purdue (Sep 26, 2009)
Yards Receiving	179	Gunnell, R, vs Boston College (Oct 24, 2009)
TD Receptions	2	White, Blair, vs Michigan State (Sep 19, 2009)
	2	Williams, D., vs USC (Oct 17, 2009)
	2	Karstetter, Jar., vs Washington State (Oct 31, 2009)
Long Reception	60	McCoy, Anthony, vs USC (Oct 17, 2009)
Field Goals	3	Folk, Erik, vs Washington (Oct 03, 2009)
Long Field Goal	43	Swenson, Brett, vs Michigan State (Sep 19, 2009)
Punts	8	Forrest, Reid, vs Washington State (Oct 31, 2009)
Punting Avg	50.0	Forcier, Tate, at Michigan (Sep 12, 2009)
Long Punt	59	Harfman, Jacob, vs USC (Oct 17, 2009)
Long Punt Return	31	Valentin, Aaron, at Purdue (Sep 26, 2009)
Long Kickoff Return	94	Stonum, Darryl, at Michigan (Sep 12, 2009)
Tackles	14	Kuechly, L, vs Boston College (Oct 24, 2009)
Sacks	3.0	Griffen, E., vs USC (Oct 17, 2009)
Tackles For Loss	3.0	Griffen, E., vs USC (Oct 17, 2009)
Interceptions	1	Robinson, T., vs Michigan State (Sep 19, 2009)
	1	Pender, David, at Purdue (Sep 26, 2009)
	1	Butler, Donald, vs Washington (Oct 03, 2009)
	1	Vela, Ram, vs Navy (Nov 07, 2009)

The Automated ScoreBook
Notre Dame Game Superlatives (as of Nov 09, 2009)
All games

OPPONENT TEAM GAME HIGHS

Rushes	57	vs Navy (Nov 07, 2009)
Yards Rushing	348	vs Navy (Nov 07, 2009)
Yards Per Rush	6.1	vs Navy (Nov 07, 2009)
TD Rushes	2	at Michigan (Sep 12, 2009)
	2	vs Michigan State (Sep 19, 2009)
	2	vs USC (Oct 17, 2009)
	2	vs Navy (Nov 07, 2009)
Pass attempts	40	vs Michigan State (Sep 19, 2009)
	40	vs Washington (Oct 03, 2009)
Pass completions	26	vs Michigan State (Sep 19, 2009)
Yards Passing	380	vs USC (Oct 17, 2009)
Yards Per Pass	18.7	vs Navy (Nov 07, 2009)
TD Passes	3	at Purdue (Sep 26, 2009)
Total Plays	79	vs Washington (Oct 03, 2009)
Total Offense	501	vs USC (Oct 17, 2009)
Yards Per Play	8.1	vs USC (Oct 17, 2009)
Points	38	at Michigan (Sep 12, 2009)
Sacks By	5	vs USC (Oct 17, 2009)
First Downs	27	vs Michigan State (Sep 19, 2009)
Penalties	13	at Purdue (Sep 26, 2009)
	13	vs Washington (Oct 03, 2009)
Penalty Yards	103	at Purdue (Sep 26, 2009)
Turnovers	5	vs Boston College (Oct 24, 2009)
Interceptions By	1	vs Michigan State (Sep 19, 2009)
	1	at Purdue (Sep 26, 2009)
	1	vs Washington (Oct 03, 2009)
	1	vs Navy (Nov 07, 2009)

The Automated ScoreBook
Notre Dame Team Game-by-Game (as of Nov 09, 2009)
All games

TEAM STATISTICS

Date	Opponent	Rushing				Receiving				Passing				Kick Returns				Punt Returns				tot off
		no.	yds	td	lg	no.	yds	td	lg	cmp-att-int	yds	td	lg	no.	yds	td	lg	no.	yds	td	lg	
Sep 05	NEVADA	41	178	1	19	17	332	4	88	17-20-0	332	4	88	1	23	0	23	2	22	0	24	510
Sep 12	at Michigan	30	154	1	24	25	336	3	37	25-42-0	336	3	37	3	100	0	52	1	5	0	5	490
Sep 19	MICHIGAN STATE	37	133	1	15	24	304	3	54	24-34-1	304	3	54	5	125	0	38	2	23	0	23	437
Sep 26	at Purdue	43	167	2	24	20	216	1	23	20-36-1	216	1	23	4	96	0	35	1	16	0	16	383
Oct 03	WASHINGTON	29	108	1	37	23	422	2	77	23-31-1	422	2	77	6	129	0	27	0	0	0	0	530
Oct 17	USC	31	82	2	13	25	285	2	45	25-44-0	285	2	45	6	124	0	31	1	2	0	2	367
Oct 24	BOSTON COLLEGE	37	106	0	16	26	246	2	36	26-39-0	246	2	36	3	51	0	26	1	8	0	8	352
Oct 31	WASHINGTON STATE	48	255	2	33	24	337	3	64	24-33-0	337	3	64	3	52	0	21	2	10	0	10	592
Nov 07	NAVY	20	60	1	18	37	452	2	31	37-51-1	452	2	31	4	101	0	28	1	13	0	13	512
Opponents		316	1243	11	37	221	2930	22	88	221-330-4	2930	22	88	35	801	0	52	11	99	0	24	4173
Opponents		302	1339	10	41	156	2137	14	60	156-268-11	2137	14	60	50	1030	1	94	3	53	0	31	3476

Games played: 9
 Avg per rush: 3.9
 Avg per catch: 13.3
 Pass efficiency: 161.13
 Kick ret avg: 22.9
 Punt ret avg: 9.0
 All purpose avg/game: 578.3
 Total offense avg/gm: 463.7

Date	Opponent	Tackles				Sacks no-yds	Fumble		Pass Defense			Blkd kick	PAT Attempts			saf	pts	
		ua	a	total	tfl-yds		ff	fr-yds	int-yds	qbh	brup		kick	rush	rcv			
Sep 05	NEVADA	34	18	52	4.0-29	2.0-21	0	1-0	2-23	0	2	0	5-5	0	0	0	0	35
Sep 12	at Michigan	47	24	71	10.0-22	2.0-9	1	0-0	1-20	0	1	0	2-2	1	0	0	0	34
Sep 19	MICHIGAN STATE	36	24	60	4.0-4	0.0-0	1	1-5	1-20	3	3	1	3-4	0	0	0	0	33
Sep 26	at Purdue	42	14	56	8.0-29	2.0-18	0	1-0	1-2	0	0	0	3-3	0	0	0	0	24
Oct 03	WASHINGTON	44	42	86	6.0-29	3.0-22	1	1-0	0-0	2	1	0	2-2	1	0	0	0	37
Oct 17	USC	32	30	62	8.0-26	3.0-18	0	0-0	1-30	6	5	0	3-4	0	0	0	0	27
Oct 24	BOSTON COLLEGE	21	44	65	5.0-14	0.0-0	2	2-0	3-37	10	2	0	2-2	0	0	0	0	20
Oct 31	WASHINGTON STATE	31	18	49	10.0-49	5.0-40	1	0-0	2-0	2	3	0	4-5	0	0	0	0	40
Nov 07	NAVY	40	34	74	4.0-12	1.0-3	0	0-0	0-0	1	0	0	3-3	0	0	0	0	21
Opponents		327	248	575	59.0-214	18.0-131	6	6-5	11-132	24	17	1	27-30	2	0	0	0	271
Opponents		332	356	688	48.0-185	17.0-108	8	5-17	4-30	20	22	2	25-26	0	0	0	2	206

Date	Opponent	Punting									Field Goals			Kickoffs				
		no.	yds	avg	long	blkd	tb	fc	50+	i20	md-att	long	blkd	no.	yds	avg	tb	ob
Sep 05	NEVADA	3	122	40.7	43	0	0	1	0	2	0-0	0	0	6	351	58.5	0	0
Sep 12	at Michigan	4	160	40.0	46	0	1	2	0	0	2-3	42	0	7	435	62.1	0	0
Sep 19	MICHIGAN STATE	3	124	41.3	49	0	0	2	0	1	2-2	46	0	7	444	63.4	0	0
Sep 26	at Purdue	4	151	37.8	46	0	0	2	0	0	1-1	34	0	5	337	67.4	0	0
Oct 03	WASHINGTON	2	79	39.5	40	0	1	1	0	0	5-5	40	0	8	491	61.4	0	0
Oct 17	USC	5	189	37.8	48	0	0	3	0	3	0-0	0	0	5	293	58.6	0	0
Oct 24	BOSTON COLLEGE	6	196	32.7	38	0	0	5	0	1	2-2	37	0	6	350	58.3	0	0
Oct 31	WASHINGTON STATE	5	166	33.2	49	0	1	1	0	2	2-2	29	0	7	446	63.7	0	1
Nov 07	NAVY	0	0	0.0	0	0	0	0	0	0	0-2	0	0	3	200	66.7	1	0
Opponents		32	1187	37.1	49	0	3	17	0	9	14-17	46	0	54	3347	62.0	1	1
Opponents		44	1825	41.5	59	0	3	19	12	15	7-11	43	0	39	2474	63.4	3	1

The Automated ScoreBook
Notre Dame Opponent Game-by-Game (as of Nov 09, 2009)
All games

OPPONENT STATISTICS

Date	Opponent	Rushing				Receiving				Passing				Kick Returns				Punt Returns				tot off
		no.	yds	td	lg	no.	yds	td	lg	cmp-att-int	yds	td	lg	no.	yds	td	lg	no.	yds	td	lg	
Sep 05	NEVADA	29	153	0	18	13	154	0	24	13-27-2	154	0	24	5	88	0	25	0	0	0	0	307
Sep 12	at Michigan	38	190	2	32	23	240	2	40	23-33-1	240	2	40	7	202	1	94	0	0	0	0	430
Sep 19	MICHIGAN STATE	25	105	2	18	26	354	2	57	26-40-1	354	2	57	7	154	0	34	0	0	0	0	459
Sep 26	at Purdue	26	74	0	26	22	289	3	38	22-38-1	289	3	38	5	86	0	20	2	49	0	31	363
Oct 03	WASHINGTON	39	176	1	41	22	281	1	37	22-40-0	281	1	37	8	147	0	34	0	0	0	0	457
Oct 17	USC	33	121	2	25	19	380	2	60	19-29-1	380	2	60	5	68	0	22	1	4	0	4	501
Oct 24	BOSTON COLLEGE	29	70	1	15	17	279	1	33	17-35-3	279	1	33	5	117	0	39	0	0	0	0	349
Oct 31	WASHINGTON STATE	26	102	0	20	12	104	2	15	12-23-2	104	2	15	6	137	0	27	0	0	0	0	206
Nov 07	NAVY	57	348	2	39	2	56	1	52	2-3-0	56	1	52	2	31	0	20	0	0	0	0	404
		302	1339	10	41	156	2137	14	60	156-268-11	2137	14	60	50	1030	1	94	3	53	0	31	3476
Notre Dame		316	1243	11	37	221	2930	22	88	221-330-4	2930	22	88	35	801	0	52	11	99	0	24	4173

Games played: 9
 Avg per rush: 4.4
 Avg per catch: 13.7
 Pass efficiency: 134.22
 Kick ret avg: 20.6
 Punt ret avg: 17.7
 All purpose avg/game: 509.9
 Total offense avg/gm: 386.2

Date	Opponent	Tackles				Sacks no-yds	Fumble		Pass Defense			Blkd kick	PAT Attempts								
		ua	a	total	tfl-yds		ff	fr-yds	int-yds	qbh	brup		kick	rush	rcv	saf	pts				
Sep 05	NEVADA	38	36	74	7.0-21	0.0-0	0	0-0	0-0	1	0	0	0-0	0	0	0	0	0	0	0	0
Sep 12	at Michigan	38	26	64	4.0-8	0.0-0	1	1-0	0-0	0	4	0	5-5	0	0	0	0	0	0	0	38
Sep 19	MICHIGAN STATE	35	44	79	4.0-18	2.0-16	0	0-0	1-0	1	3	0	3-4	0	0	0	0	0	0	0	30
Sep 26	at Purdue	49	26	75	7.0-32	4.0-21	0	0-0	1-0	0	2	0	3-3	0	0	0	0	0	0	0	21
Oct 03	WASHINGTON	32	28	60	7.0-23	3.0-10	0	1-17	1-10	3	2	0	3-3	0	0	0	0	0	0	0	30
Oct 17	USC	29	54	83	7.0-28	5.0-24	4	0-0	0-0	5	2	1	4-4	0	0	0	0	0	0	0	34
Oct 24	BOSTON COLLEGE	34	50	84	4.0-21	1.0-15	0	0-0	0-0	3	5	0	2-2	0	0	0	0	0	0	1	16
Oct 31	WASHINGTON STATE	52	32	84	4.0-18	2.0-9	1	1-0	0-0	2	1	1	2-2	0	0	0	0	0	0	0	14
Nov 07	NAVY	25	60	85	4.0-16	2.0-13	2	2-0	1-20	5	3	0	3-3	0	0	0	0	0	0	1	23
		332	356	688	48.0-185	17.0-108	8	5-17	4-30	20	22	2	25-26	0	0	0	0	0	0	2	206
Notre Dame		327	248	575	59.0-214	18.0-131	6	6-5	11-132	24	17	1	27-30	2	0	0	0	0	0	0	271

Date	Opponent	Punting								Field Goals			Kickoffs					
		no.	yds	avg	long	blkd	tb	fc	50+	i20	md-att	long	blkd	no.	yds	avg	tb	ob
Sep 05	NEVADA	5	233	46.6	54	0	0	1	1	2	0-1	0	0	1	60	60.0	0	0
Sep 12	at Michigan	5	180	36.0	50	0	0	2	1	2	1-2	39	0	6	414	69.0	3	0
Sep 19	MICHIGAN STATE	3	135	45.0	52	0	0	1	1	2	1-2	43	0	5	322	64.4	0	0
Sep 26	at Purdue	5	187	37.4	53	0	0	4	1	2	0-0	0	0	4	252	63.0	0	0
Oct 03	WASHINGTON	4	162	40.5	57	0	0	4	1	1	3-3	40	0	6	365	60.8	0	0
Oct 17	USC	4	153	38.2	59	0	0	1	1	1	2-2	37	0	7	450	64.3	0	1
Oct 24	BOSTON COLLEGE	5	210	42.0	56	0	0	1	2	3	0-0	0	0	3	170	56.7	0	0
Oct 31	WASHINGTON STATE	8	334	41.8	56	0	1	5	2	0	0-0	0	0	3	195	65.0	0	0
Nov 07	NAVY	5	231	46.2	55	0	2	0	2	2	0-1	0	0	4	246	61.5	0	0
		44	1825	41.5	59	0	3	19	12	15	7-11	43	0	39	2474	63.4	3	1
Notre Dame		32	1187	37.1	49	0	3	17	0	9	14-17	46	0	54	3347	62.0	1	1

The Automated ScoreBook
Notre Dame By-Quarter Statistics (as of Nov 09, 2009)
All games

3rd-Down Conversions

Date	Opponent	Score	Overall	1st Qtr	2nd Qtr	3rd Qtr	4th Qtr	Overtime
Sep 05, 2009	NEVADA	W 35-0	6-12 50.0	2-3 66.7	1-2 50.0	1-2 50.0	2-5 40.0	
Sep 12, 2009	at Michigan	L 34-38	6-14 42.9	1-4 25.0	1-2 50.0	0-2 0.0	4-6 66.7	
Sep 19, 2009	MICHIGAN STATE	W 33-30	5-11 45.5	0-0 0.0	1-4 25.0	3-4 75.0	1-3 33.3	
Sep 26, 2009	at Purdue	W 24-21	6-15 40.0	0-3 0.0	2-3 66.7	3-5 60.0	1-4 25.0	
Oct 03, 2009	WASHINGTON	W 37-30	2-10 20.0	1-2 50.0	1-5 20.0	0-2 0.0	0-1 0.0	0-0 0.0
Oct 17, 2009	USC	L 27-34	5-14 35.7	2-5 40.0	0-2 0.0	0-2 0.0	3-5 60.0	
Oct 24, 2009	BOSTON COLLEGE	W 20-16	5-15 33.3	1-3 33.3	2-4 50.0	1-3 33.3	1-5 20.0	
Oct 31, 2009	WASHINGTON STATE	W 40-14	6-14 42.9	1-3 33.3	2-2 100.0	2-5 40.0	1-4 25.0	
Nov 07, 2009	NAVY	L 21-23	5-9 55.6	0-1 0.0	1-3 33.3	3-3 100.0	1-2 50.0	
Notre Dame			46-114 40.4	8-24 33.3	11-27 40.7	13-28 46.4	14-35 40.0	0-0 0.0
Opponents			46-117 39.3	12-29 41.4	9-30 30.0	12-22 54.5	13-35 37.1	0-1 0.0

4th-Down Conversions

Date	Opponent	Score	Overall	1st Qtr	2nd Qtr	3rd Qtr	4th Qtr	Overtime
Sep 05, 2009	NEVADA	W 35-0	1-2 50.0	1-1 100.0	0-0 0.0	0-1 0.0	0-0 0.0	
Sep 12, 2009	at Michigan	L 34-38	1-1 100.0	0-0 0.0	0-0 0.0	0-0 0.0	1-1 100.0	
Sep 19, 2009	MICHIGAN STATE	W 33-30	1-1 100.0	0-0 0.0	1-1 100.0	0-0 0.0	0-0 0.0	
Sep 26, 2009	at Purdue	W 24-21	1-3 33.3	0-1 0.0	0-0 0.0	0-1 0.0	1-1 100.0	
Oct 03, 2009	WASHINGTON	W 37-30	0-0 0.0	0-0 0.0	0-0 0.0	0-0 0.0	0-0 0.0	0-0 0.0
Oct 17, 2009	USC	L 27-34	2-3 66.7	1-1 100.0	0-0 0.0	0-1 0.0	1-1 100.0	
Oct 24, 2009	BOSTON COLLEGE	W 20-16	0-1 0.0	0-0 0.0	0-0 0.0	0-0 0.0	0-1 0.0	
Oct 31, 2009	WASHINGTON STATE	W 40-14	0-0 0.0	0-0 0.0	0-0 0.0	0-0 0.0	0-0 0.0	
Nov 07, 2009	NAVY	L 21-23	0-2 0.0	0-0 0.0	0-1 0.0	0-0 0.0	0-1 0.0	
Notre Dame			6-13 46.2	2-3 66.7	1-2 50.0	0-3 0.0	3-5 60.0	0-0 0.0
Opponents			6-11 54.5	2-2 100.0	1-3 33.3	0-1 0.0	3-4 75.0	0-1 0.0

Time of Possession

Date	Opponent	Score	Overall	1st Qtr	2nd Qtr	3rd Qtr	4th Qtr	Overtime
Sep 05, 2009	NEVADA	W 35-0	33:40	10:36	6:50	6:16	9:58	
Sep 12, 2009	at Michigan	L 34-38	31:25	9:21	9:20	4:40	8:04	
Sep 19, 2009	MICHIGAN STATE	W 33-30	34:30	5:39	10:03	8:46	10:02	
Sep 26, 2009	at Purdue	W 24-21	34:25	7:17	9:20	11:40	6:08	
Oct 03, 2009	WASHINGTON	W 37-30	27:37	7:34	9:18	6:18	4:27	0:00
Oct 17, 2009	USC	L 27-34	31:11	8:37	5:24	9:05	8:05	
Oct 24, 2009	BOSTON COLLEGE	W 20-16	32:48	10:22	7:59	6:07	8:20	
Oct 31, 2009	WASHINGTON STATE	W 40-14	40:54	10:32	9:19	12:50	8:13	
Nov 07, 2009	NAVY	L 21-23	27:41	6:02	9:00	7:26	5:13	
Notre Dame			Total	76:00	76:33	73:08	68:30	0:00
			Avg.	8:26	8:30	8:07	7:36	0:00
Opponents			Total	59:00	58:27	61:52	66:30	0:00
			Avg.	6:33	6:29	6:52	7:23	0:00

The Automated ScoreBook
Notre Dame Red-Zone Results (as of Nov 09, 2009)
All games

Notre Dame Inside Opponent Red-Zone

Date	Opponent	Score	Times In RZ	Times Scored	Total Pts	Rush TDs	Pass TDs	FGs Made	Failed to score inside RZ						
									FGA	Down	Int	Fumb	Half	Game	
Sep 05, 2009	NEVADA	W 35-0	2	2	14	2	1	1	0	0	0	0	0	0	0
Sep 12, 2009	at Michigan	L 34-38	5	4	25	3	1	2	1	1	0	0	0	0	0
Sep 19, 2009	MICHIGAN STATE	W 33-30	3	3	17	2	1	1	1	0	0	0	0	0	0
Sep 26, 2009	at Purdue	W 24-21	5	4	24	3	2	1	1	0	0	0	0	1	0
Oct 03, 2009	WASHINGTON	W 37-30	6	6	27	2	1	1	4	0	0	0	0	0	0
Oct 17, 2009	USC	L 27-34	4	3	20	3	2	1	0	0	0	0	0	1	0
Oct 24, 2009	BOSTON COLLEGE	W 20-16	4	3	13	1	0	1	2	0	1	0	0	0	0
Oct 31, 2009	WASHINGTON STATE	W 40-14	5	5	26	3	2	1	2	0	0	0	0	0	0
Nov 07, 2009	NAVY	L 21-23	6	2	14	2	1	1	0	1	1	1	1	0	0
Totals			40	32	180	21	11	10	11	2	2	1	1	2	0

32 of 40 (80.0%)

Opponents Inside Notre Dame Red-Zone

Date	Opponent	Score	Times In RZ	Times Scored	Total Pts	Rush TDs	Pass TDs	FGs Made	Failed to score inside RZ						
									FGA	Down	Int	Fumb	Half	Game	
Sep 05, 2009	NEVADA	W 35-0	3	0	0	0	0	0	0	1	1	0	1	0	0
Sep 12, 2009	at Michigan	L 34-38	4	3	21	3	1	2	0	1	0	0	0	0	0
Sep 19, 2009	MICHIGAN STATE	W 33-30	4	3	20	3	2	1	0	0	0	1	0	0	0
Sep 26, 2009	at Purdue	W 24-21	1	1	7	1	0	1	0	0	0	0	0	0	0
Oct 03, 2009	WASHINGTON	W 37-30	5	4	20	2	1	1	2	0	1	0	0	0	0
Oct 17, 2009	USC	L 27-34	5	5	27	3	2	1	2	0	0	0	0	0	0
Oct 24, 2009	BOSTON COLLEGE	W 20-16	3	2	14	2	1	1	0	0	0	0	1	0	0
Oct 31, 2009	WASHINGTON STATE	W 40-14	2	2	14	2	0	2	0	0	0	0	0	0	0
Nov 07, 2009	NAVY	L 21-23	2	1	7	1	1	0	0	1	0	0	0	0	0
Totals			29	21	130	17	8	9	4	3	2	1	2	0	0

21 of 29 (72.4%)